



# Mountain Hill Water Quality Report for 2023

ARTESIAN WATER MARYLAND • 664 CHURCHMANS ROAD • NEWARK, DELAWARE 19702

PWSID# MD0070034

SPRING 2024

## Superior Water Quality

We are pleased to present our annual Water Quality Report for 2023. Each spring this report is published in accordance with the requirements of the United States Environmental Protection Agency (EPA) and the Maryland Department of the Environment (MDE). The Water Quality Report interprets our monitoring and testing data from 2023 and provides valuable information relating to the quality of your water. We are proud to report that the water you receive from Artesian again fully complies with national and state drinking water standards.

Since 1905, Artesian has provided high-quality water and superior service to customers throughout the Delmarva Peninsula. Artesian crews work around-the-clock to monitor water quality and supply. Our treatment process includes disinfection, various filtration processes, pH adjustment and corrosion control as needed to ensure our systems meet all applicable state and federal regulations. In addition to treatment, we regularly invest in water quality monitoring and compliance testing by EPA-certified labs and experts in our internal laboratory. Artesian routinely monitors constituents to ensure our water quality is in full compliance with all applicable standards.

We encourage you to take the time to review this report. If you have any questions about this report or the quality of your tap water, call us at (443) 245-7777 or (800) 332-5114. Our Customer Service Representatives and our Water Quality Department are ready to assist you.

This report is also available on our website at [www.artesianwater.com](http://www.artesianwater.com).

*As always, it is our pleasure to serve you.*



## Mountain Hill

### WATER QUALITY REPORT

Information concerning  
public water system

MD0070034



[www.epa.gov/watersense/](http://www.epa.gov/watersense/)

## A Safe Water Source

The Mountain Hill public water system is supplied with water from three (3) wells located in Cecil County. These ground water wells are located in the Potomac formation and use the natural filtering capability of the aquifer to remove harmful bacteria and other substances from the water. The wells are located in a semi-confined aquifer that provides some additional protection from surface-borne contaminants. The treatment station at Mountain Hill uses the best available technology to ensure that we are providing water that is in compliance with all Environmental Protection Agency (EPA) and the Maryland Department of the Environment (MDE) water quality parameters. Regular testing also helps us ensure high quality.

In 2023, we purchased an average of 34,210 gallons per day of surface water from the Town of North East. The Town of North East water supply comes from the North East Creek. You can view the water quality report for The Town of North East at <https://www.northeastmd.org/departments/water/>

Further evaluation of the state's water supply is made available by the Maryland Department of the Environment (MDE), through a program designed to assess the susceptibility of public water sources to contamination. MDE's source water assessment plan has not been completed and approved by the EPA for Mountain Hill. Once it has been completed information will be provided on how to obtain a copy in a future Water Quality report.

# Emerging Contaminants and Proactive Treatment

Artesian takes water quality seriously. To ensure the quality of the water being provided to our customers, we take extra precautions, including proactive testing and treatment when necessary for emerging and unregulated contaminants. Artesian's water comes from multiple sources. We routinely monitor our sources and are capable of shutting down wells to install new treatment when necessary, without any interruption in service. Our rigorous testing program includes sampling throughout our system to ensure all treatment processes are working properly and that high-quality water is being provided to our customers.



As water quality has become an increasing priority nationwide, the regulatory landscape has evolved. For over 115 years, Artesian has made delivering reliable, secure, high-quality water to customers one of our highest priorities. The past 20 years have seen incredible advancements both in detection technology and in the science addressing the impacts of various chemicals on human health. Advancements in technology and continued analysis have significantly lowered previously acceptable levels of regulated contaminants, and a variety of new contaminants have been added to the list of constituents requiring treatment and removal. The most notable of the newly regulated contaminants are the family of chemicals known as per- and polyfluoroalkyl substances, commonly referred to by the acronym PFAS.

The proactive approach we take to testing and treating for PFAS is clear evidence of our commitment to providing high-quality water to customers. Artesian has been at the forefront of addressing PFAS, having tested for it since 2013 and treating when necessary. In 2024, the U.S. Environmental Protection Agency announced new regulations for the treatment of several PFAS compounds, with a compliance deadline in 2029. We are well positioned to meet this deadline.

## From Water Source to the Tap



In Cecil County, Maryland, we spent much of 2023 on a variety of engineering design and permitting efforts to be ready for new customers arriving as a result of the area's continued economic development. We maintain our focus on enhancing our delivery of high quality and reliable water service to our existing customers in the County.

The Susquehanna River (A) is a key source of supply for us in this region. As Cecil County continues to develop, the river will be expected to provide even larger quantities of water to our system than it does now. Accordingly, we applied for an increased withdrawal for our Port Deposit intake and water treatment plant on the Susquehanna River. (B) In response, effective January 3, 2024, the Maryland Department of the Environment issued a new appropriation permit increasing the allowed daily average water withdrawal to 3.5 million gallons per day (MGD), with a maximum daily withdrawal of 5.0 MGD. This increase in the permitted water withdrawal will be used to support upcoming development phases within Bainbridge, a 1,200-acre site located just off I-95 above the town of Port Deposit. Formerly a Naval Training Center until the U.S. Navy decommissioned it in 1976, the site is being developed for commercial and industrial use. So far, two new buildings for logistical operations have been constructed on the property. Bainbridge reached a significant milestone in its development when we began water service to those two new buildings in April 2023. The plan for Phase 1 of Bainbridge calls for a total of 3.75 million square feet of industrial/logistical space on 450 acres. (C)

# SAVE WATER



# KIDS CORNER

Clean water is one of our most precious natural resources. Artesian knows how valuable water is, and how important it is for all of us to conserve, now and in the future. Teaching the next generation about the water cycle and ways to conserve in your home or garden can be both educational and entertaining.





Check out the links below to access some fun facts and interactive games.

<https://drinktap.org/Kids-Place>

<https://wateruseitwisely.com/kids/>

<https://www.epa.gov/watersense/watersense-kids>



-  Pipes covered by the Internal Plumbing Protection Plan
-  Pipes covered by the Water Line Protection Plan
-  Pipes covered by the Sewer Line Protection Plan
-  Pipes covered by your utility company

## Service Line Protection Plans

We encourage all of our customers to enroll in our Water, Sewer, and Internal Plumbing Protection Plans. Nearly 25% of our customers are currently enrolled in the water service line protection plan and 20% have enrolled in the sewer line protection plan since we began offering them in 2007.

As a homeowner, you are responsible for the maintenance of the water and sewer lines that run from your house to the street, as well as all of the internal water and wastewater pipes within your home. Clogs, breaks, blockages from tree roots, and even pipe collapses can and do happen without warning. Pipes that become clogged can backup systems with raw sewage causing major inconvenience, while breaks and collapses can harm the environment and be expensive and unpleasant to clean-up.

Customers who are informed and prepared contribute to protecting water resources that we all enjoy through responsible care for pipes. **Artesian's Service Line Protection Plans** guarantee an added peace of mind of water, sewer, and internal plumbing protection that can help cover the unexpected costs of repairing and replacing internal wastewater pipes, leaking water lines, and pipe collapses to sewer lines that could cost you thousands of dollars!

### ***The Plans are Easy, Affordable and Convenient***

- Emergency expert service repairs around-the-clock, managed by an experienced Artesian team
  - No deductible or hidden service fees
  - No negotiating with contractors or plumbers
  - Easy billing added to your existing water bill

**Water Line Protection Plan** - \$5.99/month

**Sewer Line Protection Plan** - \$11.50/month

**Internal Plumbing Protection Plan** - \$10.99/month

Enroll online at: [www.artesianwater.com](http://www.artesianwater.com) Or call: **302.453.6930**



# Mountain Hill Water Quality Report for 2023

PWSID# MD0070034

The United States Environmental Protection Agency (EPA) prescribes regulations which limit the amount of contaminants in water provided by public water systems. The table below lists all of the drinking water contaminants that we detected during 2023. Although many more contaminants were tested, only those substances listed below were found in your water. All sources of drinking water contain some naturally occurring contaminants. At low levels, these substances are generally not harmful in our drinking water. Removing all contaminants would be extremely expensive, and, in most cases, would not provide increased protection of public health. A few naturally occurring minerals may actually improve the taste of drinking water and have nutritional value at low levels. Unless otherwise noted, the data presented in this table is from testing done in the calendar year of the report. The EPA or the State requires us to monitor for certain contaminants less than once per year because the concentrations of these contaminants do not vary significantly from year to year, or the system is not considered vulnerable to this type of contamination. As such, some of our data, though representative, may be more than one year old. In this table you will find terms and abbreviations that might not be familiar to you. To help you better understand these terms, we have provided the definitions below the table.

	Unit of Measure	Highest Level Allowed (MCL)	Ideal Goal (MCLG)	Highest Level Detected	Range of Level Detected Low – High	Sample Date	Violation ?	Likely Source of Contamination
<b>Inorganic Contaminants</b>								
Barium	ppm	2	2 <sup>5</sup>	0.044	0.044	2023	No	Discharge of drilling wastes; Discharge from metal refineries; Erosion of natural deposits.
Chromium	ppb	100	100 <sup>5</sup>	1	1	2023	No	Discharge from steel and pulp mills; Erosion of natural deposits.
Mercury	ppb	2	2 <sup>5</sup>	0.5	0.5	2023	No	Erosion of natural deposits. Discharge from refineries. Runoff from landfills; Runoff from cropland
Nickel	ppb	100	100 <sup>5</sup>	6	6	2020	No	Erosion of natural deposits.

	Unit of Measure	MCL	MCLG	Highest Level Detected	Range of Level Detected Low – High	Sample Date	Violation ?	Likely Source of Contamination
<b>Radiological Contaminants</b>								
Gross Alpha	pCi/l	15	0	3.8	3.8	2021	No	Erosion from natural deposits.
Beta/photon emitters	pCi/l	50	0	4.8	4.8	2021	No	Decay of natural and man-made deposits; The EPA considers 50 pCi/L to be the level of concern for Beta particles.
Radium, combined	pCi/l	5	0	0.9	0.9	2021	No	Erosion of natural deposits.

	Unit of Measure	(MCL)	MCLG	Highest Level Detected	Range of Level Detected Low – High	Sample Date	Violation ?	Likely Source of Contamination
<b>Disinfection/Disinfection By-Products</b>								
Chlorine (free)	ppm	4 (MRDL)	4 (MRDLG) <sup>1</sup>	3.61	0.20 – 3.61	2023	No	Disinfectant used in drinking water industry. Low levels a Low levels a one-time occurrence, follow up samples showed normal levels.
Haloacetic Acids, total	ppb	60		48.0 <sup>2</sup>	0.00 – 48.30 <sup>3</sup>	2023	No	By-product of drinking water disinfection.
Trihalomethanes, total	ppb	80		45.0 <sup>2</sup>	5.3 – 47.0 <sup>3</sup>	2023	No	By-product of drinking water disinfection.

	Unit of Measure	Action Level (AL)	MCLG	90th Percentile	No. of Sites Over AL	Sample Date	Violation ?	Likely Source of Contamination
<b>Lead &amp; Copper<sup>4</sup></b>								
90th Percentile Lead	ppb	15	0	0	0	2023	No	Erosion of natural deposits; Leaching from wood preservatives; Corrosion of household plumbing systems.
90th Percentile Copper	ppm	1.3	1.3 <sup>5</sup>	0.013	0	2023	No	Erosion of natural deposits; Leaching from wood preservatives; Corrosion of household plumbing systems.



# Mountain Hill Water Quality Report for 2023

PWSID# MD0070034

	Unit of Measure	MCL	Average Level Detected	Range of Level Detected Low – High	Sample Date	Violation ?	Likely Source of Contamination
<b>Unregulated Contaminants</b>							
Alkalinity, total	ppm	n/r	104	67– 179	2023	n/a	
Conductivity	umhos	n/r	294	81 – 335	2023	n/a	
Hardness, Calcium	ppm	n/r	19	11 – 25	2023	n/a	
Phosphate, total	ppm	n/r	1.70	0.86 – 2.86	2023	n/a	
PFOS	ppt	n/r	1.20	1.20	2022	n/a	
PFHxS	ppt	n/r	1.41	1.41	2022	n/a	
Sodium	ppm	n/r	62	62	2020	n/a	

	Unit of Measure	SMCL	Average Level Detected	Range of Level Detected Low – High	Sample Date	Violation ?	Likely Source of Contamination
<b>Secondary Contaminants</b>							
Chloride	ppm	250	28.4	28.4	2014	n/a	
Iron	ppm	0.3	0.01	nd – 0.08	2023	n/a	
pH, Field	0 - 14 scale	6.5 – 8.5	7.33	5.00 – 8.70	2023	n/a	Short-term fluctuations related to pH adjustments.

## Unit Descriptions

- ppm** — Parts per million, or milligrams per liter (mg/L)
- ppb** — Parts per billion, or micrograms per liter (µg/L)
- ppt** — Parts per trillion, or nanograms per liter (ng/L)
- pCi/L** — Picocuries per liter (a measure of radioactivity)
- umhos** — Measurement of conductivity
- n/a** — Not applicable
- nd** — Not detected
- n/r** — Monitoring not required, but recommended

## Notes For All Contaminants

1. The U.S. Environmental Protection Agency sets the MRDLG for chlorine residual at 4 parts per million (ppm). Artesian Water strives to meet a range between 0.5 ppm and 3 ppm.
2. Highest 4-quarter average of samples collected and used by the State Department of the Environment for compliance.
3. Range includes all samples tested for, whereas highest level detected is based upon the highest 4-quarter average.
4. Under the Lead and Copper Rule, we sample for these contaminants once every 3 years.
5. Although EPA sets the “goal” at the same level as the maximum contaminant level for these contaminants, Artesian Water strives to maintain levels lower than the MCL.

## Important Drinking Water Definitions

- MCLG — MAXIMUM CONTAMINANT LEVEL GOAL:** The level of a contaminant in drinking water below which there is no known or expected risk to health. MCLGs allow for a margin of safety.
- MCL — MAXIMUM CONTAMINANT LEVEL:** The highest level of a contaminant that is allowed in drinking water. MCLs are set as close to the MCLGs as feasible using the best available treatment technology.
- AL — ACTION LEVEL :** The concentration of a contaminant which, if exceeded, triggers treatment or other requirements which a water system must follow.
- MRDLG — MAXIMUM RESIDUAL DISINFECTANT LEVEL GOAL:** the level of a drinking water disinfectant below which there is no known or expected risk to health. MRDLGs do not reflect the benefits of the use of disinfectants to control microbial contaminants.
- MRDL — MAXIMUM RESIDUAL DISINFECTANT LEVEL:** The highest level of a disinfectant allowed in drinking water. There is convincing evidence that addition of a disinfectant is necessary for control of microbial contaminants.
- SMCL — SECONDARY MAXIMUM CONTAMINANT LEVEL:** Non-enforceable guideline which is not directly related to public health, commonly associated with cosmetic or aesthetics within the water.

## Expected Substances In Drinking Water

Drinking water, including bottled water, may reasonably be expected to contain at least small amounts of some contaminants. The presence of contaminants does not necessarily indicate that water poses a health risk. More information about contaminants and potential health effects can be obtained by calling the EPA's Safe Drinking Water Hotline (1-800-426-4791).

The sources of drinking water (both tap water and bottled water) include rivers, lakes, streams, ponds, reservoirs, springs, and wells. As water travels over the surface of the land or through the ground, it dissolves naturally-occurring minerals and, in some cases, radioactive material, and can pick up substances resulting from the presence of animals or from human activity.

Contaminants that may be present in source water include:

- Microbial contaminants, such as viruses and bacteria, which may come from sewage treatment plants, septic systems, agricultural livestock operations, and wildlife.
- Inorganic contaminants, such as salts and metals, which can be naturally occurring or result from urban stormwater runoff, industrial or domestic wastewater discharges, oil and gas production, mining, or farming.
- Pesticides and herbicides, which may come from a variety of sources such as agriculture, urban stormwater runoff, and residential uses.
- Organic chemical contaminants, including synthetic and volatile organic chemicals, which are byproducts of industrial processes and petroleum production, and can also come from gas stations, urban stormwater runoff, and septic systems.
- Radioactive contaminants, which can be naturally-occurring or be the result of oil and gas production and mining activities.

In order to ensure that tap water is safe to drink, EPA prescribes regulations which limit the amount of certain contaminants in water provided by public water systems. Food and Drug Administration regulations establish limits for contaminants in bottled water which must provide the same protection for public health.

## If You Have A Special Health Concern

Some people may be more vulnerable to contaminants in drinking water than the general population. Immuno-compromised persons such as persons with cancer undergoing chemotherapy, persons who have undergone organ transplants, people with HIV/AIDS or other immune system disorders, some elderly, and infants can be particularly at risk from infections. These people should seek advice from their health care providers. EPA/CDC guidelines on appropriate means to lessen the risk of infection by *Cryptosporidium* and other microbial contaminants are available from the Safe Drinking Water Hotline (1-800-426-4791).

## PFAS In Drinking Water

PFAS – short for per- and polyfluoroalkyl substances – refers to a large group of more than 4,000 human-made chemicals that have been used since the 1940s in a range of products, including stain- and water-resistant fabrics and carpeting, cleaning products, paints, cookware, food packaging and fire-fighting foams. These uses of PFAS have led to PFAS entering our environment, where they have been measured by several states in soil, surface water, groundwater, and seafood. Some PFAS can last a long time in the environment and in the human body and can accumulate in the food chain.

The Maryland Department of the Environment (MDE) conducted a PFAS monitoring program for Community Water Systems from 2020 to 2022. The results are available on MDE's website:

<https://mde.maryland.gov/PublicHealth/Pages/PFAS-Landing-Page.aspx>.

The Environmental Protection Agency (EPA) proposed regulations for 6 PFAS compounds in drinking water in March 2023.

The MCLs for PFOA and PFOS are proposed to be 4.0 parts per trillion (ppt). The proposal for HFPO-DA (GenX), PFBS, PFNA and PFHxS is to use a Hazard Index of 1.0 (unitless) to determine if the combined levels of these PFAS pose a risk and require action.

The 5th Unregulated Contaminant Monitoring Rule (UCMR5) began testing for 29 PFAS compounds and lithium in 2023, and testing will run through 2025. The UCMR5 should test all community water systems with populations of at least 3300 people.

Three randomly selected systems in Maryland with populations less than 3300 people will also be tested under the UCMR5.

Detections greater than the minimum reporting levels for each constituent should be reported in the CCR.

## Lead In Drinking Water

Lead can cause serious health problems, especially for pregnant women and young children. Lead in drinking water is primarily from materials and components associated with service lines and home plumbing. Artesian Water Company is responsible for providing high quality drinking water and removing lead pipes, but cannot control the variety of materials used in plumbing components in your home. You share the responsibility for protecting yourself and your family from the lead in your home plumbing. You can take responsibility by identifying and removing lead materials within your home plumbing and taking steps to reduce your family's risk. Before drinking tap water, flush your pipes for several minutes by running your tap, taking a shower, doing laundry or a load of dishes. You can also use a filter certified by an American National Standards Institute accredited certifier to reduce lead in drinking water.

If you are concerned about lead in your water and wish to have your water tested, contact Artesian Water Quality Department at 302-453-2507. Information on lead in drinking water, testing methods, and steps you can take to minimize exposure is available at

<http://www.epa.gov/safewater/lead>

## Radon

Radon is a radioactive gas that is found in nearly all soils. It typically moves up through the ground to the air and into homes through the foundation. Drinking water from a ground water source can also add radon to the home air.

## Community Outreach and Education

People often want to learn more about their water, so Artesian is happy to provide speakers – free of charge – to community organizations, schools and other groups. Our staff of experienced employees can speak about topics such as conservation, water supply and treatment, and related subjects. We also offer our Water Conservation and Education Program to local schools! Visit our website for more information at [www.artesianwater.com](http://www.artesianwater.com).

## e-Billing

We offer a free e-billing service so you can view, print and pay your water bills online. Currently over 21,000 customers have enrolled in e-billing. If you have not enrolled yet, you can by visiting our website at: <http://www.artesianwater.com/e-billing> or contacting our Customer Service Department.

*If you have any questions about the contents of this report, please call Artesian*

*toll free at*

**(800) 332-5114**

*or email at*

**[custserv@artesianwater.com](mailto:custserv@artesianwater.com)**.

*Our Customer Service Representatives and Water Quality Department are ready to assist you.*

*More information about Artesian is available at our website:*

**[www.artesianwater.com](http://www.artesianwater.com)**.

*Landlords, apartment managers, businesses, schools, etc. should share this information with others who might not receive this information directly.*

*Consider posting the information in a public place or advise others that the report is available by contacting Artesian by phone or online at [www.artesianwater.com](http://www.artesianwater.com).*

**Artesian Water Maryland**  
**664 Churchmans Road**  
**Newark, DE 19702**

