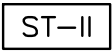









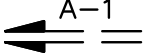


STANDARD SYMBOLS*	
STONE/RIPRAP OUTLET SEDIMENT TRAP ST II	
SUBSURFACE DRAINS	
SUMP PIT	
SUPER SILT FENCE	
TEMPORARY ACCESS BRIDGE	
TEMPORARY ACCESS CULVERT	
TEMPORARY ASPHALT BERM	
TEMPORARY BARRIER DIVERSION	
TEMPORARY GABION OUTLET STRUCTURE	
TEMPORARY SOIL STABILIZATION MATTING CHANNEL	TSSMC- lb/ft ² (INCLUDE SHEAR STRESS)
TEMPORARY SOIL STABILIZATION MATTING SLOPE	TSSMS- lb/ft ² (INCLUDE SHEAR STRESS)
TEMPORARY STONE OUTLET STRUCTURE	
TEMPORARY SWALE	

*NOTE: DEPICTION OF STANDARD SYMBOLS ON THE PLAN MUST CONSIDER THE FOOTPRINT REQUIRED FOR THE DEVICE.