


Prince George's County, Maryland



WPRP FY2024 Annual Report	
Jurisdiction	Prince George's County, Maryland
Contact Name	Jerry Maldonado
Phone	(301) 883-5943
Address	1801 McCormick Dr., Suite 500
City	Landover
State	Maryland
Zip	20774
Email	jgmaldonado@co.pg.md.us
Baseline Acres	30,524
Permit Num	20-DP-3314
Reporting Year	FY2024 (July 1, 2023 through June 30, 2024)



Prince George's County, Maryland



WPRP FY2024 Annual Report

Article 4-202.1(i)(4): "The percentage and amount of funds in the local watershed protection and restoration fund spent on each of the purposes provided in subsection (h)(4) of this section;"

Program Element (Restoration)	Cost	Percent of WPRF
Capital Improvements for Stormwater Management ¹	\$53,657,306	38.99%
Property Management ²	\$23,205,867	16.86%
Public Education and Outreach ³	\$470,370	0.34%
Stormwater Management Planning (see Md. Environment Code Ann. § 4-202.1(h)(4)(iv)) ⁴	\$3,756,830	2.73%
Review of Stormwater Management Plans and Permit Applications for New Development ⁵	\$17,453,900	12.68%
Grants to Nonprofit Organizations	\$2,215,946	1.61%
Administration of WPRF	\$479,111	0.35%
TOTAL	\$101,239,329.98	73.57%
Number of Properties Subject to Fee	276,611	
Reporting Year	2024	
Permit Number	20-DP-3314	

Note:


¹ Capital improvement cost is the total expenditure includes completed projects (including completion certification) and active projects under planning, design, and construction.

² Total cost for litter control and storm drain maintenance vacuuming.

³ Includes cost for public outreach and education and social economic development.

⁴ Stormwater management planning include mapping and assessment of impervious surfaces and monitoring, inspection, and enforcement activities to carry out the purposes of the watershed protection and restoration fund.

⁵ Department of Permitting, Inspection, and Enforcement staff salary.



Prince George's County, Maryland



WPRP FY2024 Annual Report

2024 Sources	Amount
5200-Local Watershed Protection & Restoration Fund	\$14,689,000
Appropriated Fund Balance-5200	\$5,364,300
Interest Income - 5200	\$599,500
General Fund	\$9,556,734
Other Funds 6 (Video Lottery Terminal)	\$243,800
5100 - Stormwater Management Enterprise Fund	\$59,548,200
Appropriated Fund Balance-5100	\$43,413,200
Transfers in from the Water Quality Fund-5100	\$3,623,500
Interest Income - 5100	\$575,100
	\$137,613,334



Prince George's County, Maryland




REST BMP ID	REST BMP TYPE	BMP CLASS	NUM BMP	IMP ACRES	BUILT DATE	IMPL COST	IMPL STATUS	IMPL COMP YR
-------------	---------------	-----------	---------	-----------	------------	-----------	-------------	--------------

Restoration Programs Completed Towards 5th Generation Permit								
PG17RST000132	Extended Detention Structure, Wet	S	1	28.43	12/21/23	\$3,173,045	Complete	2024
PG17RST000309	Extended Detention Structure, Wet	S	1	115.17	08/07/23	\$3,304,407	Complete	2024
PG21ALN000315	Stream Restoration	A	1	55.8	06/27/24	\$1,829,822	Complete	2024
PG24ALN001397	Stream Restoration	A	1	89.44	06/24/24	\$2,614,765	Complete	2024
PG22APY062426	Planting Trees or Forestation on Previous Urban	A	1	13.73	06/28/24	\$395,347	Complete	2024
PG22APY062427	Forest Conservation	A	1	12.58	06/28/24	\$362,234	Complete	2024
Restoration Programs Completed Towards Consent Decree								
PG17ALN000050	Stream Restoration	A	1	8.63	05/21/24	\$900,232	Complete	2024
PG23BMP017808	Micro-Bioretenion	E	1	0.80	04/11/24	\$586,566	Complete	2024
PG20ALN000009	Stream Restoration	A	1	37.16	02/16/24	\$1,754,414	Complete	2024

Sub Total 361.74 IA¹ \$ 14,920,832

TOTAL (Impervious Surface Removal, Tree Planting, Storm Drain Vacuuming, ESD and Structural BMPs) = **361.74 IA¹** **\$** **14,920,832**

¹ Note that total impervious acres do not represent the credit adjusted for retrofitted projects and should not be used for cost per impervious acre credit calculation.



Prince George's County, Maryland



WPRP 2022 Annual Report	Agency	Local Ordinance Submitted to MDE	MDE Approval of Fee Reduction Policy	Fee Reduction Amount	Rate Structures							Additional Sources of Funds			Estimated Annual Revenue (Additional Sources + WPRF)			
					Annual Single Family Residential Rate Teir 1	Annual Single Family Residential Rate Teir 2	Annual Single Family Residential Rate Teir 3	Annual Commercial Rate/ ESU* (Administrative Fee = \$20.58 and Impact Fee \$20.90)	Equivalent Service Unit (ESU) impervious (in square feet)	Commercial Not Capped; Impact fee is applied per ESU rate*	Non-profits, Religious Organizations/ ESU*	Exemptions**	Federal Facilities Status	Federal Facility Fee(s)/Rate(s)		Additional Source 1 (Grants)	Additional Source 2	Additional Source 3
Prince George's County	Department of the Environment	Yes	6-Jul-2014	\$467.74	\$33.12	\$41.48	\$62.38	41.48	2,465	41.48	41.48	See notes below	Exempt	N/A				\$137,613,334
Directions:		Use: Yes or No	Use the approval date or N/A	Reduction amount(s), if any, with reason for reduction(s)***				Use: N/A, amount of flate rate, rate amount per ERU, etc.				General description of exemption(s), if any	Use: No Facilities, Exempt, or Charged	Use: N/A or the fee and rate structures for federal facilities				

Notes:
 ESU* = Equivalent Service unit = 2465 square feet untreated impervious surface
 ** Exemptions List (City of Bowie, Volunteer Fire Departments, State, Federal, County, and Municipal owned properties)
 *** DoE has established policies and procedures to allow County property owners to reduce the Clean Water Act fees. These policies account for on-site and off-site systems, facilities, services, or activities that reduce the quantity or improve the quality of stormwater discharged from County properties.