



# Violations of Erosion and Sediment Control Laws and Regulations, and Building and Grading Permits

## 2025 Annual Report

Submitted by the Maryland Department of the Environment,  
Stormwater Program Review.

Submitted DATE TBD

To the Maryland General Assembly,  
President of the Senate, and  
Speaker of the House.

Reporting Period Fiscal Year 2025

April 2026



Wes Moore  
Governor

Aruna Miller  
Lieutenant Governor

Serena McIlwain  
Secretary

Suzanne Dorsey  
Deputy Secretary

THIS PAGE INTENTIONALLY LEFT BLANK

## **Table of Contents**

I. Introduction	1
II. Primary Information	2
III. Summary of Environmental Violations in Maryland	3
Permit Information	3
Site Inspections and Enforcement Efforts	4
Inspections and Enforcement in the Critical Area	7
Inspections and Enforcement in Sensitive Areas	10
IV. Appendices	13
Appendix A. Environment Article §4-802 Environmental Violations - Reporting Requirements	14
Appendix B. Instructions to Jurisdictions on Using the Web Application to Submit the Requested Data	15

## **List of Tables**

Table 1. Delegated Jurisdictions for Erosion and Sediment Control	2
Table 2. Total Number of Permits Issued	3
Table 3. Total Inspection and Enforcement Data - Violations and Fines	5
Table 4. Total Inspection and Enforcement Data - Court Cases and Complaints Received	6
Table 5. Inspection and Enforcement Data for Critical Area - Violations and Fines	7
Table 6. Total Inspection and Enforcement Data for Critical Area - Court Cases and Complaints Received	8
Table 7. Inspection and Enforcement Data for Sensitive Areas - Violations and Fines	10
Table 8. Total Inspection and Enforcement Data for Sensitive Areas - Court Cases and Complaints Received	12

## **Executive Summary**

In 2019, §4-802(d), Environment Article, Subtitle 8 of the *Annotated Code of Maryland* required that local delegated jurisdictions for erosion and sediment control enforcement authority provide additional reporting to the Department on environmental violations in the Critical Area and Sensitive Areas. In addition, the legislation requires the Department to publish the data from the jurisdictions and submit them to the Governor and General Assembly on or before March 1 of each year.

The Department revised its data collection and submission process for the delegation of enforcement authority to reflect the 2019 law. These changes included developing an internet-based data collection form that was shared with the delegated jurisdictions. This form included two new sections on inspection and enforcement in the Critical Area and Sensitive Areas. This *Annual Report on Environmental Violations, 2025* (Annual Report), summarizes these data and fulfills the requirement of §4-802(d), Environment Article, Subtitle 8 of the *Annotated Code of Maryland*.

### **Key Findings:**

- **Inspections:** A total of 80,135 site inspections were performed to monitor earth disturbance activities by 113 inspectors.
- **Violations:** A total of 4,081 sediment control violation notices, 3,613 building and grading violation notices, and 1,210 stop work orders were issued.
- **Fines and Compliance Assistance:** 1,286 sediment control complaints were received, assistance (in lieu of enforcement) was provided to correct violations in 1,628 instances, 85 court cases were reported, and the sum of \$180,232 was collected in fines or securities.

## **I. Introduction**

Under the Environment Article, Title 4, Subtitle 1, the Maryland Department of the Environment (Department or MDE) is required to implement an erosion and sediment control program to control sediment-laden runoff from land disturbing activities. The law allows for the delegation of enforcement authority to local jurisdictions found capable of enforcing compliance with the provisions of this subtitle, and that have the capability comparable to that of the Department in terms of laws and procedures, manpower, equipment, and overall effectiveness. Obligations for the delegation include reporting the number of permits issued and violations that occurred within the jurisdiction.

In 2019, Chapters 517 and 518 of the Acts of 2019 (HB 703/SB 505) required that delegated jurisdictions provide additional reporting to the Department on environmental violations in the Critical Area and Sensitive Areas of the state. In addition, the legislation requires the Department to publish the data submitted by the jurisdictions and submit the data to the Governor and General Assembly on or before March 1 of each year. To meet these requirements, the Department revised its data collection and submission process for the delegation of enforcement authority to reflect the 2019 law. These changes included developing an internet-based data collection form that was shared with the delegated jurisdictions. This form included two new sections on inspection and enforcement in the Critical Area and Sensitive Areas.

This *Annual Report on Environmental Violations, 2025*, published April 2026 (Annual Report), fulfills the requirement of §4-802(d), Environment Article, Subtitle 8 of the *Annotated Code of Maryland*. The following summarizes the data collected by the Department from the delegated jurisdictions.

## II. Primary Information

The enforcement of erosion and sediment control laws and regulations has been delegated by the Department to 22 jurisdictions (see Table 1) that include 13 counties<sup>1</sup>, 8 municipalities, and the Washington Suburban Sanitary Commission (WSSC). Delegation is granted to each jurisdiction for a period of 2 years unless renewed by the Department. In the year preceding the expiration of the delegation authority, the Department conducts a review of each jurisdiction’s program to determine if it should be granted continued delegation authority.

**Table 1. Delegated Jurisdictions for Erosion and Sediment Control**

<b>Counties:</b>		<b>Municipalities:</b>	
1.	Anne Arundel	1.	Aberdeen
2.	Baltimore City <sup>1</sup>	2.	Annapolis
3.	Baltimore	3.	Bel Air
4.	Calvert <sup>2</sup>	4.	Bowie
5.	Carroll	5.	Gaithersburg
6.	Charles	6.	Greenbelt
7.	Frederick	7.	Laurel
8.	Harford	8.	Rockville
9.	Howard	<b>Other:</b>	
10.	Kent	1.	Washington Suburban Sanitary Commission (WSSC)
11.	Montgomery		
12.	Prince George’s		
13.	Worcester		

<sup>1</sup> Because of its geographical size and population, Baltimore City is assessed in this report as a county

<sup>2</sup> Calvert County is delegated enforcement authority for single-lot residential construction only

### III. Summary of Environmental Violations in Maryland

Data collected from the 22 delegated jurisdictions are presented in Tables 2 through 8. The summary presented below covers data submitted by all 22 jurisdictions for FY25 (i.e., July 1, 2024 to June 30, 2025).

#### Permit Information

- A total of 5,990 major permits were issued.
  - Major permits typically include grading, building, and sediment control associated with an engineered erosion and sediment control plan.
    - The total disturbed acreage for the major permits was 9,279 acres.
- A total of 12,446 other permits were issued.
  - Other permits typically include those associated with a standard erosion and sediment control plan for minor earth disturbances or single-lot residential agreements in lieu of requiring custom-designed or engineered plans.
    - The total disturbed acreage for these other issued permits was 2,745 acres.

*\*NOTE: In the following tables, the use of “-” indicates that this answer was left blank. The use of “N/A” means that this follow-up question was not presented to the jurisdiction because the triggering Yes/No question was marked “No”. The use of “Responder entered N/A” in quotation marks means this response was entered manually by the jurisdiction.*

**Table 2. Total Number of Permits Issued**

Jurisdiction	Major Permits				Other Permits			
	Issued		Active		Issued		Active	
	# of Permits	Disturbed Acres	# of Permits	Disturbed Acres	# of Permits	Disturbed Acres	# of Permits	Disturbed Acres
<b>Counties:</b>								
Anne Arundel	330	378	671	1,279	296	21	77	7
Baltimore City	86	285	163	527	224	35	76	253
Baltimore	1,622	816	1,778	816	8,850	Responder entered “N/A”	Responder entered “N/A”	Responder entered “N/A”
Calvert	928	218	892	213	0	0	0	0
Carroll	104	301	92	435	377	483	426	565
Charles	1,347	643	1,525	3,700	20	1,551	76	3,763
Frederick	49	1,115	149	2,797	684	62	113	36
Harford	87	2,020	117	1,194	75	90	242	88
Howard	110	220	280	1,440	51	26	57	49
Kent	120	337	26	273	217	1	220	15,000
Montgomery	477	473	1,335	3,105	46	27	46	27
Prince George’s	202	1,780	194	4,038	375	437	47	20
Worcester	214	231	175	190	0	0	0	0

**Table 2. Total Number of Permits Issued (cont.)**

Jurisdiction	Major Permits				Other Permits			
	Issued		Active		Issued		Active	
	# of Permits	Disturbed Acres	# of Permits	Disturbed Acres	# of Permits	Disturbed Acres	# of Permits	Disturbed Acres
<b>Municipalities:</b>								
Aberdeen	2	4	8	182	12	2	4	0
Annapolis	26	7	53	69	0	0	0	0
Bel Air	4	6	7	34	2	0	2	1
Bowie	1	71	172	71	49	10	20	8
Gaithersburg	4	8	3	8	0	0	0	0
Greenbelt	1	15	2	15	0	0	0	0
Laurel	35	33	35	24	1,168	0	50	0
Rockville	13	16	29	84	0	0	0	0
<b>Other:</b>								
WSSC	228	303	167	284	Responder entered "N/A"	Responder entered "N/A"	Responder entered "N/A"	Responder entered "N/A"
<b>TOTALS</b>	<b>5,990</b>	<b>9,279</b>	<b>7,873</b>	<b>20,778</b>	<b>12,446</b>	<b>2,745</b>	<b>1,456</b>	<b>19,816</b>

## Site Inspections and Enforcement Efforts

### Inspections

- A total of 80,135 site inspections were performed to monitor earth disturbance activities.
- The inspections were performed by 113 inspectors.

### Violations

- A total of 4,081 sediment control violation notices were issued.
- A total of 3,613 building and grading violation notices were issued.
- A total of 1,210 stop work orders were issued.

### Fines and Compliance Assistance

- The sum of \$180,232 was collected in fines or securities.
- A total of 85 court cases were reported.
- 1,286 sediment control complaints were received.
- Assistance was provided to correct violations in 1,628 instances.

**Table 3. Total Inspection and Enforcement Data - Violations and Fines**

Jurisdiction	Sediment Control		Violation Notices Issued		Stop Work Orders Issued	Fines or Securities	
	Inspectors	Inspections Performed	Sediment Control	Building and Grading		Penalties	Amount (\$)
<b>Counties:</b>							
Anne Arundel	10	9,578	971	1,513	440	13	23,830
Baltimore City	5	3,257	184	184	4	29	21,800
Baltimore	6	6,662	961	794	389	3	32,500
Calvert	5	549	30	65	0	0	0
Carroll	5	2,350	177	132	17	0	0
Charles	6	2,970	25	2	25	22	2,552
Frederick	4	2,451	170	170	23	12	12,000
Harford	6	3,841	602	20	162	1	20,000
Howard	9	4,983	72	72	20	0	0
Kent	2	627	0	24	2	0	0
Montgomery	10	26,465	297	292	98	27	21,000
Prince George's	17	11,415	155	78	14	15	22,000
Worcester	2	540	29	21	10	0	0
<b>Municipalities:</b>							
Aberdeen	2	373	101	0	0	0	0
Annapolis	2	907	111	93	1	2	1,000
Bel Air	1	199	60	0	0	0	0
Bowie	2	162	7	141	1	37	6,550
Gaithersburg	2	150	0	12	0	0	0
Greenbelt	3	44	2	0	0	0	0
Laurel	8	50	0	0	4	0	0
Rockville	1	571	46	0	0	15	15,000
<b>Other:</b>							
WSSC	5	1,991	81	Responder entered "N/A"	0	7	2,000
<b>TOTALS</b>	<b>113</b>	<b>80,135</b>	<b>4,081</b>	<b>3,613</b>	<b>1,210</b>	<b>183</b>	<b>180,232</b>

**Table 4. Total Inspection and Enforcement Data - Court Cases and Complaints Received**

Jurisdiction	Court Cases		Sediment Control Complaints	Compliance Assistance Provided to Correct Violations
	Number	Awarded (\$)		
<b>Counties:</b>				
Anne Arundel	25	0	617	743
Baltimore City	0	0	14	3
Baltimore	1	6,500	148	0
Calvert	0	0	0	0
Carroll	0	0	90	1
Charles	0	0	27	0
Frederick	0	0	75	75
Harford	0	0	65	0
Howard	0	0	22	211
Kent	0	0	2	12
Montgomery	27	7,500	134	402
Prince George's	0	0	2	0
Worcester	0	0	51	0
<b>Municipalities:</b>				
Aberdeen	0	0	0	0
Annapolis	0	0	18	0
Bel Air	0	0	0	0
Bowie	32	5,450	2	3
Gaithersburg	0	0	0	0
Greenbelt	0	0	2	0
Laurel	0	0	0	0
Rockville	0	0	8	97
<b>Other:</b>				
WSSC	0	Responder entered "N/A"	9	81
<b>TOTALS</b>	<b>85</b>	<b>19,450</b>	<b>1,286</b>	<b>1,628</b>

## Inspections and Enforcement in the Critical Area

- 12 jurisdictions indicated that they have Critical Area within their boundary.
- A total of 4,629 sediment control inspections were performed in the Critical Area.
- A total of 437 sediment control violation notices were issued.
- A total of 240 building and grading violation notices were issued.
- A total of 76 stop work orders were issued.
- The sum of \$25,762 was collected in fines or securities.
- There were 0 court cases.
- 86 complaints were received.
- The jurisdictions provided assistance to correct violations in 246 instances.

**Table 5. Inspection and Enforcement Data for Critical Area - Violations and Fines**

Jurisdiction	Critical Area within Jurisdiction	Total Number of Sediment Control Inspections	Violation Notices Issued		Stop Work Orders Issued	Fines or Securities	
			Sediment Control	Building and Grading		Number	Amount (\$)
<b>Counties:</b>							
Anne Arundel	Yes	2,195	277	115	44	10	21,830
Baltimore City	Yes	367	51	51	1	11	3,700
Baltimore	Yes	505	66	21	15	0	0
Calvert	Yes	55	2	8	0	0	0
Carroll	No	N/A	N/A	N/A	N/A	N/A	N/A
Charles	Yes	30	0	2	2	2	232
Frederick	No	N/A	N/A	N/A	N/A	N/A	N/A
Harford	Yes	7	5	3	2	0	0
Howard	No	N/A	N/A	N/A	N/A	N/A	N/A
Kent	Yes	271	0	8	1	0	0
Montgomery	No	N/A	N/A	N/A	N/A	N/A	N/A
Prince George's	Yes	241	0	0	0	0	0
Worcester	Yes	470	15	13	11	0	0
<b>Municipalities:</b>							
Aberdeen	Yes	0	0	0	0	0	0
Annapolis	Yes	484	21	19	0	0	0

Jurisdiction	Critical Area within Jurisdiction	Total Number of Sediment Control Inspections	Violation Notices Issued		Stop Work Orders Issued	Fines or Securities	
			Sediment Control	Building and Grading		Number	Amount (\$)
Bel Air	No	N/A	N/A	N/A	N/A	N/A	N/A
Bowie	No	N/A	N/A	N/A	N/A	N/A	N/A
Gaithersburg	No	N/A	N/A	N/A	N/A	N/A	N/A
Greenbelt	No	N/A	N/A	N/A	N/A	N/A	N/A
Laurel	No	N/A	N/A	N/A	N/A	N/A	N/A
Rockville	No	N/A	N/A	N/A	N/A	N/A	N/A
<b>Other:</b>							
WSSC	Yes	4	0	Responder entered "N/A"	0	0	0
<b>TOTALS</b>	<b>12</b>	<b>4,629</b>	<b>437</b>	<b>240</b>	<b>76</b>	<b>23</b>	<b>25,762</b>

**Table 6. Total Inspection and Enforcement Data for Critical Area - Court Cases and Complaints Received**

Jurisdiction	Court Cases		Sediment Control Complaints	Compliance Assistance Provided to Correct Violations
	Number	Awarded (\$)		
<b>Counties:</b>				
Anne Arundel	0	0	41	242
Baltimore City	0	0	0	0
Baltimore	0	0	1	0
Calvert	0	0	0	0
Carroll	N/A	N/A	N/A	N/A
Charles	0	0	3	0
Frederick	N/A	N/A	N/A	N/A
Harford	0	0	5	0
Howard	N/A	N/A	N/A	N/A
Kent	0	0	1	4
Montgomery	N/A	N/A	N/A	N/A
Prince George's	0	0	0	0
Worcester	0	0	35	0

Jurisdiction	Court Cases		Sediment Control Complaints	Compliance Assistance Provided to Correct Violations
	Number	Awarded (\$)		
<b>Municipalities:</b>				
Aberdeen	0	0	0	0
Annapolis	0	0	0	0
Bel Air	N/A	N/A	N/A	N/A
Bowie	N/A	N/A	N/A	N/A
Gaithersburg	N/A	N/A	N/A	N/A
Greenbelt	N/A	N/A	N/A	N/A
Laurel	N/A	N/A	N/A	N/A
Rockville	N/A	N/A	N/A	N/A
<b>Other:</b>				
WSSC	0	0	0	0
<b>TOTALS</b>	<b>0</b>	<b>0</b>	<b>86</b>	<b>246</b>

## Inspections and Enforcement in Sensitive Areas

- 20 jurisdictions indicated that they have Sensitive Areas within their boundary.
- A total of 5,020 sediment control inspections were performed in Sensitive Areas.
- A total of 777 sediment control violation notices were issued.
- A total of 319 building and grading violation notices were issued.
- A total of 100 stop work orders were issued.
- The sum of \$56,116 was collected in fines or securities.
- There were 0 court cases.
- 314 complaints were received.
- The jurisdictions provided assistance to correct violations in 383 instances.

**Table 7. Inspection and Enforcement Data for Sensitive Areas - Violations and Fines**

Jurisdiction	Do You Have Any Sensitive Area(s)?	Total Number of Sediment Control Inspections	Violation Notices Issued		Stop Work Orders Issued	Fines or Securities	
			Sediment Control	Building and Grading		Number	Amount (\$)
<b>Counties:</b>							
Anne Arundel	Yes	1,396	238	49	51	3	2,000
Baltimore City	Yes	344	32	32	0	9	10,500
Baltimore	Yes	942	148	37	34	2	21,000
Calvert	Yes	Responder entered "N/A"	Responder entered "N/A"	Responder entered "N/A"	Responder entered "N/A"	Responder entered "N/A"	Responder entered "N/A"
Carroll	Yes	173	159	3	3	0	0
Charles	Yes	292	1	0	1	1	116
Frederick	Yes	133	20	20	0	0	0
Harford	Yes	125	65	100	3	1	20,000
Howard	Yes	460	8	8	2	0	0
Kent	Yes	72	0	0	0	0	0
Montgomery	Yes	411	13	12	1	2	750
Prince George's	No	N/A	N/A	N/A	N/A	N/A	N/A
Worcester	Yes	220	18	3	5	0	0

Jurisdiction	Do You Have Any Sensitive Area(s)?	Total Number of Sediment Control Inspections	Violation Notices Issued		Stop Work Orders Issued	Fines or Securities	
			Sediment Control	Building and Grading		Number	Amount (\$)
<b>Municipalities:</b>							
Aberdeen	Yes	92	0	0	0	0	0
Annapolis	Yes	119	55	55	0	1	500
Bel Air	Yes	24	7	0	0	0	0
Bowie	No	N/A	N/A	N/A	N/A	N/A	N/A
Gaithersburg	Yes	0	0	0	0	0	0
Greenbelt	Yes	44	0	0	0	0	0
Laurel	Yes	40	0	0	0	0	0
Rockville	Yes	26	0	0	0	0	0
<b>Other:</b>							
WSSC	Yes	107	13	Responder entered "N/A"	0	4	1,250
<b>TOTALS</b>	<b>20</b>	<b>5,020</b>	<b>777</b>	<b>319</b>	<b>100</b>	<b>23</b>	<b>56,116</b>

**Table 8. Total Inspection and Enforcement Data for Sensitive Areas - Court Cases and Complaints Received**

Jurisdiction	Court Cases		Sediment Control Complaints	Compliance Assistance Provided to Correct Violations
	Number	Awarded Cases (\$)		
<b>Counties:</b>				
Anne Arundel	0	0	73	336
Baltimore City	0	0	0	0
Baltimore	0	0	7	0
Calvert	Responder entered "N/A"	Responder entered "N/A"	Responder entered "N/A"	Responder entered "N/A"
Carroll	0	0	2	1
Charles	0	0	3	0
Frederick	0	0	0	0
Harford	0	0	220	0
Howard	0	0	3	18
Kent	0	0	0	3
Montgomery	0	0	4	12
Prince George's	N/A	N/A	N/A	N/A
Worcester	0	0	0	0
<b>Municipalities:</b>				
Aberdeen	0	0	0	0
Annapolis	0	0	0	0
Bel Air	0	0	0	0
Bowie	N/A	N/A	N/A	N/A
Gaithersburg	0	0	0	0
Greenbelt	0	0	2	0
Laurel	0	0	0	0
Rockville	0	0	0	0
<b>Other:</b>				
WSSC	0	0	0	13
<b>TOTALS</b>	<b>0</b>	<b>0</b>	<b>314</b>	<b>383</b>

## **IV. Appendices**

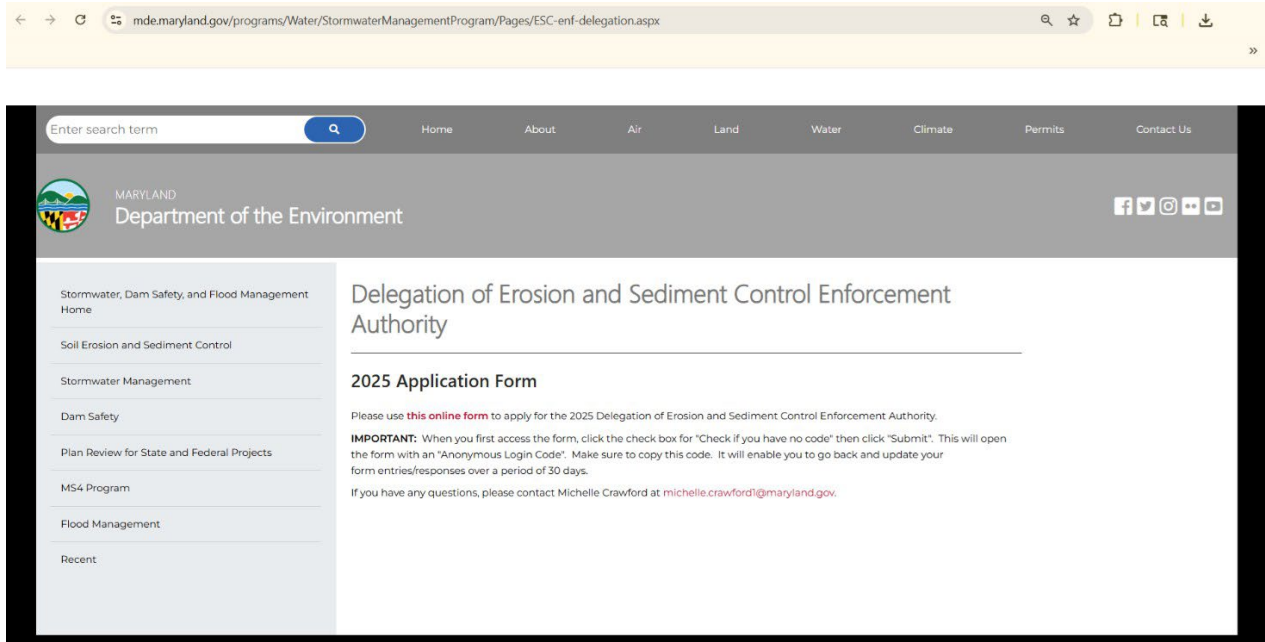
**Appendix A. Environment Article §4-802**  
**Environmental Violations - Reporting Requirements**

§4-802.

- (a) (1) On or before January 1 each year, each jurisdiction that has delegated authority under Subtitle 1 of this title to enforce sediment and erosion control laws and regulations shall report to the Department on:
  - (i) The total number of cases alleging violations of:
    - 1. Sediment and erosion control laws and regulations; and
    - 2. Building and grading permits; and
  - (ii) The total number of cases alleging violations in the Critical Area of:
    - 3. Sediment and erosion control laws and regulations; and
    - 4. Building and grading permits.
- (2) The information reported to the Department under paragraph (1) of this subsection shall include:
  - (i) The number and nature of:
    - 1. Formal complaints issued by the jurisdiction and whether the complaint is in the Critical Area;
    - 2. Stop work orders issued by the jurisdiction; and
    - 3. Alleged violations reported by citizens to the jurisdiction;
  - (ii) The number of court proceedings involving an alleged violation, including the final disposition of each court proceeding;
  - (iii) The dollar amount of fines levied and collected by the jurisdiction as a result of a violation;
  - (iv) The dollar amount of civil and criminal penalties imposed and collected as a result of a violation;
  - (v)
    - 1. Whether the jurisdiction provided compliance assistance to correct a violation and the nature of that assistance; and
    - 2. Whether the compliance assistance provided by the jurisdiction led to compliance; and
  - (vi) The number of inspectors and other staff of the jurisdiction assigned to inspection and enforcement of:
    - 1. Title 8, Subtitle 18 of the Natural Resources Article;
    - 2. Sensitive areas ordinances;
    - 3. 100-year floodplain ordinances;
    - 4. Sediment and erosion control laws and regulations; and
    - 5. Building and grading permits.

# Appendix B. Instructions to Jurisdictions on Using the Web Application to Submit the Requested Data

Step 1: Navigate to the Department's Application Page:



Step 2: Follow the steps to generate a login code:

SELECTSURVEY.NET V5.0

classapps

Enter Anonymous Code

**Check if you have no code:**  
(Then click Submit)

SUBMIT

Powered by SelectSurvey.NETv5.024.001  
Copyright 2002-2019 ClassApps Inc

Step 3: Copy the Code found on the next screen and proceed to Login:

**Delegation of Erosion and Sediment Control Enforcement Authority Application - 2025**

Anonymous Login Code: m11K41m4H18 [Code Entry Page](#) Page 1 of 7

Save this code which is required to update your response at a later time.

The Maryland Department of the Environment, Water and Science Administration (the Department) is pleased to announce that applications are being accepted for continued delegation of erosion and sediment control enforcement authority for the fiscal year 2026. The application process and application form reflect regulatory changes enacted in March of 2019 that require new reporting on environmental violations in sensitive areas of the State. Details on the Law can be found [here](#).

**Instructions:**

Please make sure to copy your Anonymous Login Code displayed at the top of this form. This code is needed so you may be able to resume or update your entries/responses on the form over a period of 30 days.

You may leave the form using the **Cancel** button and use your Login Code to get back into the form. To re-enter the form, use the "this online form" link found here:

<https://mde.maryland.gov/programs/Water/StormwaterManagementProgram/Pages/ESC-enf-delegation.aspx>

Then click "Code Entry Page" to enter your Login Code.

All questions with a red asterisk (\*) are required.

Clicking the **Done** button at the end of this Application Form will trigger recording of all your final responses. It will also trigger sending you an email (using the email address you provided on the form) with a copy of all your responses.

1. Jurisdiction\*
2. Email address\*
3. Full Name of Contact Person\*
4. Phone\*

*Jennifer Smith*

Les Knapp  
Les Knapp (May 4, 2025 10:48:38 EDT)

*[Handwritten signature]*

4/26/2024

# FY 2025 Annual Violations E&SC Report


Final Audit Report

2026-05-04


Created:	2026-04-24
By:	Raymond Bahr (raymond.bahr@maryland.gov)
Status:	Approved
Transaction ID:	CBJCHBCAABAAhLHt6Vi-pOV0-AgfkUwrKvuSLtAfQGfQ

## "FY 2025 Annual Violations E&SC Report" History

-  Document created by Raymond Bahr (raymond.bahr@maryland.gov)  
2026-04-24 - 4:16:06 PM GMT
-  Document emailed to Jennifer (jenniferm.smith@maryland.gov) for approval  
2026-04-24 - 4:16:13 PM GMT
-  Document emailed to Sierra (sierras.smith@maryland.gov) for approval  
2026-04-24 - 4:16:14 PM GMT
-  Document emailed to Matt (matthew.rowe@maryland.gov) for approval  
2026-04-24 - 4:16:14 PM GMT
-  Email viewed by Jennifer (jenniferm.smith@maryland.gov)  
2026-04-24 - 4:38:42 PM GMT
-  Document approved by Jennifer (jenniferm.smith@maryland.gov)  
Approval Date: 2026-04-24 - 4:42:06 PM GMT - Time Source: server
-  Email viewed by Matt (matthew.rowe@maryland.gov)  
2026-04-24 - 5:41:01 PM GMT
-  Document approved by Matt (matthew.rowe@maryland.gov)  
Approval Date: 2026-04-24 - 5:41:48 PM GMT - Time Source: server
-  Email viewed by Sierra (sierras.smith@maryland.gov)  
2026-04-30 - 5:03:39 PM GMT
-  Email viewed by Sierra (sierras.smith@maryland.gov)  
2026-05-04 - 2:32:30 PM GMT
-  Signer Sierra (sierras.smith@maryland.gov) entered name at signing as Les Knapp  
2026-05-04 - 2:48:36 PM GMT

 Document approved by Les Knapp (sierras.smith@maryland.gov)

Approval Date: 2026-05-04 - 2:48:38 PM GMT - Time Source: server

 Agreement completed.

2026-05-04 - 2:48:38 PM GMT