UNIVERSITY OF MARYLAND
SHORE REGIONAL HEALTH

3rd Quarter 2022 Groundwater Monitoring Report
Maryland Department of the Environment (MDE) – Oil Control Program Case #1987-2534-KE
100 Brown Street, Chestertown, Maryland

October 28, 2022

FIRM PROJECT NO.: 072747 | UMD Shore Regional Health

Prepared for:
University of Maryland Shore Regional Health

GANNETT FLEMING

Third Quarter 2022 Monitoring Report

(July 2022 through September 2022)

October 2022

Submitted To: Ms. Susan Bull
Maryland Department of the Environment Oil Control Program
1800 Washington Boulevard, Suite 620
Baltimore, Maryland 21230

Submitted By:

Steven M. Slatnick
Senior Project Manager
Gannett Fleming, Inc.
10200 Grand Central Avenue, Suite 310
Owings Mills, MD 21117

Ken Guttman, PE, PMP
Principal Engineer
Gannett Fleming, Inc.
10200 Grand Central Avenue, Suite 310
Owings Mills, MD 21117

Table of Contents

EXECUTIVE SUMMARY ..... *iv*
Sentinel Well Monitoring Summary v
Silica Gel Cleanup for Total Petroleum Hydrocarbon – Diesel Range Organics Analysis vi
Proposed activities for the Fourth Quarter of 2022 vi
1.0 INTRODUCTION AND BACKGROUND *1*
2.0 INVESTIGATION METHODS AND SYSTEM MAINTENANCE *5*
2.1 System Maintenance 6
2.2 Discharges and Effluent Sampling 7
2.3 Limited Subsurface Investigation by Apex 7
3.0 LOCAL/REGIONAL GEOLOGY AND HYDROLOGY 7
4.0 RESULTS OF COMPLIANCE MONITORING WORK PERFORMED *8*
4.1 Well Gauging 8
4.2 Groundwater Sampling and Analysis 8
5.0 ANALYSIS AND CONCLUSIONS *10*
5.1 Gauging and Groundwater Flow 11
5.2 Groundwater Analytical Results 11
5.3 TPH-DRO with Silica Gel Cleanup (SGC) Analysis 12
5.4 Natural Attenuation Monitoring 12
5.4.1 Natural Attenuation Background 13
5.4.2 Natural Biodegradation Results 13
5.4.3 Natural Attenuation Summary 14
5.5 Mann-Kendall Statistical Analysis 14
5.6 System Effluent Monitoring 15
5.7 Limited Subsurface Investigation by Apex 16
6.0 RECOMMENDATIONS AND PROPOSED FUTURE ACTIVITIES *16*
7.0 REFERENCES *18*

Figures

Figure 1 – Location Map
Figure 2 – Site Plan
Figure 3 – July 2022 Groundwater Elevation Contour Map
Figure 4 – August 2022 Groundwater Elevation Contour Map
Figure 5 – September 2022 Groundwater Elevation Contour Map
Figure 6 – Naphthalene Concentrations in Groundwater (July 2022)
Figure 7 – Naphthalene Concentrations in Groundwater (August 2022)
Figure 8 – Naphthalene Concentrations in Groundwater (September 2022)
Figure 9 – TPH-DRO Concentrations in Groundwater (July 2022)
Figure 10 – TPH-DRO Concentrations in Groundwater (August 2022)
Figure 11 – TPH-DRO Concentrations in Groundwater (September 2022)
Figure 12 – Dissolved Oxygen Concentrations in Groundwater (August 2022)
Figure 13 – Nitrate Concentrations in Groundwater (August 2022)
Figure 14 – Soluble Iron Concentrations in Groundwater (August 2022)
Figure 15 – Oxidation-Reduction Potential in Groundwater (August 2022)

Tables

Table 1 Well Gauging Data Summary
Table 2 Natural Attenuation Parameters in Groundwater Summary
Table 3 Groundwater Monitoring Results - Data Summary
Table 4 Silica Gel Analysis Data Summary
Table 5 Summary of Mann-Kendall Analysis (Most Recent 40 Data Points)
Table 6 Summary of Mann-Kendall Analysis (Most Recent Two Years of Data)

Appendices

Appendix A – Well Gauging Forms for July through September 2022
Appendix B – Well Purging-Field Water Quality Measurements Forms
Appendix C – Laboratory Analytical Reports for July, August, and September 2022
Appendix D – Mann-Kendall Analyses Results (2-year trend and 40 datapoint set)
Appendix E – Limited Subsurface Investigation Report by Apex Companies, LLC (September 23, 2022)

EXECUTIVE SUMMARY

Gannett Fleming has prepared this 2022 Third Quarter Monitoring Report on behalf of University of Maryland Shore Regional Health (Hospital), to summarize environmental compliance activities performed during the period of July 1, 2022, through September 30, 2022, at the Chester River Hospital Center (Site) located in Chestertown, Maryland. The Site contains 55 groundwater monitoring, recovery and sentinel wells that are monitored in accordance with Maryland Department of the Environment (MDE) Oil Control Program (OCP) Case No. 1987-2534-KE requirements. Compliance monitoring at the Site was associated with the operation and maintenance of a groundwater pumping system designed to recover dissolved-phase petroleum hydrocarbons from the subsurface up until April 25, 2022, at which time the system was deactivated as part of a MDE-approved pilot pumping system shutdown. Since that time, Site activities have addressed the requirements of a six-month post-shutdown monitoring period that is scheduled to end in October 2022.

Significant environmental compliance activities and accomplishments since the prior 2022 Second Quarter Monitoring Report are summarized as follows:

Remediation System Summary

The Site's groundwater pumping/treatment system was shut down on April 25, 2022, in accordance with MDE's April 1, 2022 ***Pilot Pumping System Shutdown Approval.*** The pumping system has remained inactive since that time and did not operate during this reporting period. No effluent discharges occurred. The system will remain in standby mode with the ability to reactivate, if necessary.

Groundwater Monitoring Summary

All of the 55 accessible monitoring, recovery, and sentinel wells at the Site were gauged on July 13, August 22, and September 14, 2022, in conjunction with groundwater sampling events. Groundwater sampling at the Site occurred in two forms during the reporting period: one quarterly sampling event consisting of all 55 groundwater monitoring, recovery, and sentinel wells (August 22 through August 25, 2022); and two monthly sampling events consisting of a subset of 34 monitoring and sentinel wells (July 13 through July 15, 2022; and September 14 through September 15, 2022).

Results of the groundwater sampling events are as follows:

- No measurable LPH were detected in any of the wells during the reporting period.
- Each month, the observed natural groundwater flow gradient under static non-pumping conditions was toward the south-southeast.
- Except for the 15 wells that underwent further testing using the Silica Gel Cleanup preparatory method, all monitoring, recovery, and sentinel wells continued to have TPH-DRO concentrations less than 1.0 mg/L.

- With the exception of MW-20 (maximum concentration of 1.40 mg/L TPH-DRO in September), all monitoring and sentinel wells located south of Brown Street were non-detect at or below the laboratory reporting limit for TPH-DRO.
- BTEX and MTBE were ND in all monitoring and sentinel wells south of Brown Street and at the Hospital's downgradient property line.
- Naphthalene was ND in all monitoring and sentinel south of Brown Street, except for MW-19 where naphthalene was detected in August and September 2022 at a maximum concentration of 14 µg/L.
- Benzene was not detected at or above laboratory reporting limits in any of the wells.
- Monitoring of natural attenuation parameters continue to indicate that biodegradation of dissolved-phase hydrocarbons is occurring.
- Mann-Kendall statistical analyses of TPH-DRO and naphthalene in groundwater were completed for the two following time spans: 1). the most recent 40 data points, and 2). the most recent 2 years of data.
    - For the most recent 40 data points, the M-K analysis indicated that at the 95 percent confidence level, concentration trends were statistically insignificant (i.e., no trend), stable or decreasing in all wells for all parameters except for the following: increasing naphthalene concentrations in RW-4 and RW-5. Additionally, the M-K analysis indicated the following at a confidence level less than 95 percent, but greater than 90 percent: decreasing benzene concentrations in MW-14, increasing naphthalene concentrations in RW-2D, and decreasing concentrations of TPH-DRO with SGC in MW-10R and MW-11.
    - For the most recent 2 years of data, the M-K analysis indicated that at the 95 percent confidence level, concentration trends were statistically insignificant, stable or decreasing in all wells for all parameters except for the following findings, which had confidence levels less than 95 percent, but greater than 90 percent: increasing TPH-DRO concentrations in MW-13, decreasing TPH-DRO concentrations in MW-14 and MW-45, and increasing naphthalene concentrations in RW-4.

Sentinel Well Monitoring Summary

The Town Agreement of June 22, 2016 designates seven sentinel wells as S-1, S-2, S-3, MW-18, MW-23, MW-28, and MW-29. These wells are located along Campus Avenue. TPH-DRO was not detected (ND) at or above laboratory reporting limits in any of the sentinel wells.

Silica Gel Cleanup for Total Petroleum Hydrocarbon – Diesel Range Organics Analysis

During each groundwater sampling event, samples were collected from a subset of wells for analysis of TPH-DRO with and without the Silica Gel Cleanup preparatory method. The silica gel cleanup method removes polar non-petroleum hydrocarbons from the sample extract prior to quantification. The results were as follows:

- July 2022 TPH-DRO concentrations ranged from <0.1 to 2.3 milligrams per liter (mg/L) (without SGC), and <0.1 to 0.42 mg/L (with SGC);
- August 2022 TPH-DRO concentrations ranged from <0.1 to 6.4 mg/L (without SGC), and <0.1 to 1.5 mg/L (with SGC); and
- September 2022 TPH-DRO concentrations ranged from <0.1 to 5mg/L (without SGC), and <0.1 to 0.59 mg/L (with SGC).
- Reductions in TPH-DRO concentrations of up to 97 percent (MW-13 in September 2022) were observed when using the SGC method. The TPH-DRO without Silica Gel Cleanup concentrations include compounds that are the result of petroleum hydrocarbon degradation. The TPH-DRO with Silica Gel Cleanup concentrations exclude these degradation products. Thus, the differences in results are indicative of biodegradation. These results, in combination with the results of previous sampling events, indicate that active biodegradation is occurring at the Site in the area of the greatest residual-phase hydrocarbon concentrations.

Proposed activities for the Fourth Quarter of 2022

Activities completed at the Site will continue to follow the requirements listed in the April 1, 2022 letter from MDE titled ***Pilot Pumping System Shutdown Approval.*** Based on this approval letter, activities related to the pilot pumping system shutdown began April 25, 2022, and will continue through October 2022. The following activities are being performed as required by MDE:

- October 2022
    - Submittal of the September 2022 monthly groundwater monitoring report (submitted October 3, 2022);
    - Gauging of all wells and monthly groundwater sampling event comprised of 34 wells (the last in the series of required monthly groundwater sampling events); and
    - Preparation of the monthly monitoring report containing all results from the October 2022 groundwater sampling event.
- November 2022

- Six-month review meeting with the Town and MDE to provide a Site status update following six months post-system shutdown (scheduled for November 10, 2022); and
- Gauging of all wells and quarterly groundwater sampling event including all 55 wells.

- December 2022
  - Preparation of the 4th Quarter 2022 quarterly monitoring report.

1.0 INTRODUCTION AND BACKGROUND

Gannett Fleming has prepared this 2022 Third Quarter Monitoring Report on behalf of University of Maryland Shore Regional Health (Hospital), to summarize environmental compliance activities performed during the period of July 1, 2022, through September 30, 2022, at the Chester River Hospital Center (Site) located in Chestertown, Maryland. The location of the Site is shown on Figure 1. Specifically, the Hospital Site is located at 100 Brown Street, Chestertown, in Kent County, Maryland.

Circa June 1987, the Hospital notified the Maryland Department of the Environment (MDE) of tank test failures associated with a 1,000-gallon No. 2 heating oil underground storage tank (UST) and a 10,000-gallon No. 2 heating oil UST servicing the Hospital at that time. In 1989, monitoring wells were installed, and testing of groundwater in those wells revealed that oil or petroleum hydrocarbons had impacted groundwater onsite. MDE subsequently determined the Hospital was responsible for the discharge or release of oil/petroleum hydrocarbons at the Site. The petroleum release was assigned Case No. 1987-2534-KE by the MDE Oil Control Program (OCP).

Since discovery of the release, the Hospital has cooperated with MDE in the remediation of the Site. In May of 1991, the Hospital installed a groundwater remediation system to recover heating oil liquid-phase hydrocarbons (LPH), commonly referred to as "product, free product, or oil", from the subsurface and contain the dissolved-phase hydrocarbon plume on the Site.

By July 1999, a total of 66,287 gallons of "oil" or LPH had been recovered. Also, in 1999, three groundwater recovery wells were replaced. In 2001 and 2002, the groundwater treatment system was upgraded. The upgrades included installing additional recovery and monitoring wells and new product recovery pumps. By March 2012, approximately 83,428 gallons of heating oil LPH had been recovered.

In July 2012, the Hospital was given approval for a trial shutdown of the pump-and-treat system to assess whether the constituents of concern were sufficiently remediated. During this time, regular monitoring of Site wells continued on a monthly schedule. In June 2013, the routine monitoring detected an increase in dissolved-phase hydrocarbon concentrations and the Hospital notified the MDE that it was restarting the pump-and-treat system.

In July 2013, Chester River Hospital Center and Shore Health System were merged to form University of Maryland Shore Regional Health (SRH). For reference and location purposes, Chester River Hospital Center and University of Maryland Shore Regional Health are one in the same (Hospital).

With the MDE's approval in 2014, the Hospital implemented a pilot study to demonstrate the viability of a soil cleansing product known as Ivey-sol® (surfactant). The pilot study demonstrated that the surfactant process could be performed safely and could effectively liberate and remove sorbed residual-phase hydrocarbons.

In January 2015, the Hospital submitted a Groundwater Remediation Pilot Test Evaluation Report and Proposed 2015 Action Plan. On July 22, 2015, the MDE approved a revised 2015 Corrective Action Plan (CAP). Under the Approved CAP, the Hospital began the surfactant injection and extraction events in August 2015 and concluded them in March 2016.

On May 11, 2016, a Settlement Agreement and Consent Order (Consent Order) was executed between the Hospital and the MDE. The Consent Order details regulatory requirements of the Hospital and provides direction for achieving case closure. In general, Site activities that have occurred since May 11, 2016 are the result of the Consent Order. A summary of work to be performed by the Hospital that is Ongoing per the Consent Order, including the status is summarized below:

- *Paragraph 38* – Once the Approved CAP has been completed, the Hospital shall continue monthly and quarterly sampling of the MDE designated monitoring wells including laboratory testing for appropriate constituents as previously directed by the MDE, including using EPA Method 8260 for volatile organic compounds (VOCs), fuel oxygenates, and naphthalene and using EPA Method 8015 for total petroleum hydrocarbons – diesel range organics (TPH-DRO). The Hospital shall submit quarterly reports of the sampling and analysis pursuant to the MDE's schedule. (**Status – Ongoing.** Monitoring is currently being performed in accordance with MDE's letter dated December 20, 2016 and subsequent directives.)

- *Paragraph 39* – Monthly and quarterly sampling shall continue pursuant to ongoing MDE monitoring requirements until project closure or upon written determination by the MDE that the existing quarterly and monthly monitoring is to be replaced with a revised/updated monitoring plan. (**Status – Ongoing.** Monitoring is currently being performed in accordance with MDE's letter dated December 20, 2016 and subsequent directives.)

- *Paragraph 41* – Once surfactants are no longer detected by the laboratory analysis and TPH-DRO concentrations are at or less than 1 part per million (equivalent to 1 milligram per liter), the Hospital may submit to the MDE a request to turn off the pump-and-treat system and begin post-remedial monitoring. (**Status – Ongoing**. On September 9, 2020, MDE issued a directive that allows for requesting to turn off the remediation system after two quarters of natural attenuation sampling in the Fourth Quarter 2020 and the First Quarter 2021.)

Paragraphs 42 – 47 are related to post-remedial monitoring and case closure requirements.

On September 1, 2020, the Hospital retained and authorized Gannett Fleming, Inc. (GF) to perform all remediation system operations & maintenance (O&M), groundwater monitoring, reporting and related environmental compliance activities at the Site. GF and our subcontractor S&S Technologies, Inc. (S&S) have operated the pump-and-treat system, monitored the groundwater wells, and provided other necessary compliance services to the Hospital since that date. Prior to September 1, 2020, the remediation system and

related compliance activities were performed by a Team comprised of H&B Solutions, EBA Engineering, Inc., and Brightfields, Inc. (H&B Team).

On September 9, 2020, the MDE issued a letter to the Hospital with additional operational, monitoring and reporting requirements including:

- Installation of a telemetry system that would provide immediate notification of system outage, with system outages or the detection of LPH in a well greater than 0.01-foot thickness reported to MDE within 2 hours.
- Collection of additional groundwater quality parameters related to natural attenuation during quarterly monitoring events.
- Mann-Kendall statistical analysis of trends in select groundwater quality parameters to be included in quarterly monitoring reports.
- Iso-concentration contour maps for selected groundwater quality parameters to be included in quarterly monitoring reports.

On September 21, 2020, GF submitted a review of the remediation system with recommendations to increase operational efficiency and facilitate responses in the case of system failure to MDE. The proposed recommendations included the installation of sampling ports to better monitor the system efficiency and the purchase of two new groundwater recovery pumps to have readily accessible backups.

On September 29, 2020, GF implemented a revised Communications Plan for key stakeholders in the event of a detection of measurable LPH or in the event of a treatment system outage. The Communications Plan was distributed to all key stakeholders (including MDE, Hospital, and Town of Chestertown) and will be updated, as needed.

On October 15, 2020, MDE issued a letter to the Hospital detailing alleged violations to the "Consent Agreement" that occurred prior to September 1, 2020. This letter included a monetary penalty, actions taken, as well as many of the same requirements included in the September 9, 2020 letter from MDE. Several additional requirements included the following:

- Providing details of any remediation system outages or downtime (cause, repairs made, total system downtime) in quarterly reports.
- Performing a minimum of two quarters of natural attenuation monitoring and reporting before MDE will allow the remediation system pilot shutdown to occur.

- Upgrading the remediation system with recommended improvements described in the September 21, 2020 letter to MDE from GF.

In a letter dated March 18, 2021, GF requested the pilot shutdown of the remediation system based on the successful completion of two additional quarters of remediation system operation with no detections of liquid petroleum hydrocarbons, a stable plume of TPH-DRO, and evidence of natural attenuation at the Site.

- May 2021 – The Town sent a letter to MDE with fifteen (15) comments/questions in response to the March 2021 SRH letter request. The Town letter also included a request to discuss the data and SRH's analysis.

- June 2021 – SRH submitted Responses to Town of Chestertown Letter. This included an itemized response to each of the Town's fifteen (15) comments/questions.

- September 29, 2021 – A virtual meeting was held with the Town, SRH, and MDE in attendance to satisfy the Town's May 2021 request to discuss the data and SRH's analysis. During the meeting the Town discussed their concerns that the Work Plan lacked specific triggers and action plans relative to the pilot post-remedial period.

- A Draft ***Work Plan Modification - Pilot Pumping System Shutdown*** request was submitted on November 5, 2021 to the MDE and Town for review and comment. The work plan included important and relevant triggers/conditions and action plans for the Pilot pumping system shutdown.

- A ***Groundwater Concentration Data Trend Analysis: 2018-2021,*** letter was submitted to the MDE and Town of Chestertown on November 5, 2021 demonstrating the groundwater plume is stable under current conditions.

- December 22, 2021 – An additional virtual meeting was held with the Town, SRH, and MDE to discuss modifications to the draft *Work Plan Modification - Pilot Pumping System Shutdown*. Revisions were requested by the Town.

- January 7, 2022 – A revised draft *Work Plan Modification - Pilot Pumping System Shutdown,* incorporating revisions requested during the December 2021 virtual meeting, was submitted to the Town for review and comments.

- January 20, 2022 – The Town submitted a letter to SRH containing feedback on the draft *Work Plan Modification - Pilot Pumping System Shutdown*. Additional revisions to the work plan were requested.

- January 21, 2022 – During a technical review call, MDE provided additional feedback to GF on the draft *Work Plan Modification - Pilot Pumping System Shutdown.*

On February 4, 2022, GF submitted ***Work Plan – Pilot Pumping System Shutdown*** to MDE. This work plan built on the previously-submitted draft work plan, and incorporated feedback from the Town and MDE.

- March 7, 2022 – The Town submitted its final comments on the work plan.

In a letter to SRH dated April 1, 2022 titled ***Pilot Pumping System Shutdown Approval,*** MDE approved the February 4, 2022 work plan, with several modifications required. Based on receipt of this approval, the pumping system was shut down on April 25, 2022, and all associated sampling and reporting requirements were initiated immediately and have continued up through this reporting period. A 90-day review meeting with MDE and the Town was held on July 26, 2022 to review the post-shutdown Site status, and a 6-month update meeting is scheduled to occur in November 2022 to review all findings as the required 6-month revised monitoring program is concluded.

2.0 INVESTIGATION METHODS AND SYSTEM MAINTENANCE

Prior to this reporting period, a groundwater pumping/treatment system comprised of six recovery wells (RW-2D, RW-3B, RW-4, RW-5, RW-6, and MW-22) was operational at the Site. Groundwater from the recovery wells was pumped through a series of bag filters and Mycelx® filters, designed to remove particulates and hydrocarbons from the water, before begin discharged into the on-site storm sewer in accordance with National Pollutant Discharge Elimination System (NPDES) General Discharge Permit No: 18OGR-5996 (MDG915996). The groundwater pumping/treatment system remained active until April 25, 2022, at which time the system was shut down in accordance with MDE's April 1, 2022 ***Pilot Pumping System Shutdown Approval.*** The pumping system has remained inactive since that time and did not operate during this reporting period.

The Site contains a total of 55 wells that, up until the pumping system shutdown on April, 25, 2022, were gauged on a monthly basis and sampled on a quarterly basis (Figure 2). Commencement of the pumping system shutdown initiated a temporary revised monitoring program consisting of the following:

- Daily gauging of all wells for one week following shutdown of the pumping system (completed in April 2022),
- Weekly gauging of all wells for three weeks after the first post-shutdown week (completed in May 2022),
- Monthly gauging of all wells beginning one month post-shutdown (on-going),
- Monthly sampling of 34 wells for a period of 6 months (on-going), and

- Quarterly sampling of all wells during the 6-month post-shutdown period.

The six-month monitoring program described above continued throughout this Third Quarter 2022 reporting period and is anticipated to end in October 2022. At that time, the monitoring will return to its prior format consisting of monthly well gauging and quarterly sampling of all wells.

A general summary of environmental compliance activities completed during this Third Quarter 2022 reporting period (July 1 through September 30, 2022) is presented as follows:

- July 2022
  - Gauging of all monitoring, recovery, and sentinel wells (July 13, 2022);
  - Groundwater sampling at 34 locations (July 13 through July 15, 2022);
  - 90-day review meeting with MDE and the Town (July 26, 2022);
  - Submittal to MDE and the Town of the well gauging and groundwater sampling results from June 2022 (July 27, 2022); and
  - Submittal of the 2nd Quarter 2022 Monitoring Report (July 27, 2022).

- August 2022
  - Limited Subsurface Investigation completed by Apex Companies, LLC (Apex) (August 8 through August 22, 2022);
  - Gauging of all monitoring, recovery, and sentinel wells (August 22, 2022); and
  - Groundwater sampling at all 55 monitoring, recovery, and sentinel wells locations (August 22 through August 25, 2022).

- September 2022
  - Gauging of all monitoring, recovery, and sentinel wells (September 14, 2022);
  - Groundwater sampling at 34 locations (September 14 through September 15, 2022);
  - Submittal to MDE and the Town of the well gauging and groundwater sampling results from August 2022 (September 15, 2022); and
  - Submittal of Limited Subsurface Investigation Report by Apex (September 23, 2022).

All groundwater laboratory analytical testing was performed by Phase Separation Science (PSS), which is accredited through the National Environmental Laboratory Accreditation Program (NELAP). In addition, PSS is certified by the MDE Water Supply Program as a State Certified Water Quality Laboratory.

2.1 System Maintenance

The Site's groundwater pumping/treatment system was shut down on April 25, 2022, in accordance with MDE's April 1, 2022 ***Pilot Pumping System Shutdown Approval.*** The pumping system has remained inactive

since that time and did not operate during this reporting period. The system will remain in standby mode with the ability to reactivate, if necessary.

2.2 Discharges and Effluent Sampling

No effluent discharges were generated during this Third Quarter 2022 reporting period.

2.3 Limited Subsurface Investigation by Apex

During the period of August 8 through August 22, 2022, Apex, on behalf of the Town of Chestertown and with the cooperation of the Hospital and GF, completed a limited subsurface investigation at the Site. The investigation included the completion of eight high-resolution optical image profiler (OIP) borings, installation of eight temporary monitoring wells, and collection of soil and groundwater samples by Apex, their driller A-Zone Environmental Services, and subcontractor S_2C_2 at locations spread across the Site. On August 22, 2022, following the completion of assessment activities and a final round of gauging the temporary wells, all temporary wells were properly abandoned by A-Zone. GF staff were present during all parts of the subsurface investigation, but only to provide oversight on behalf of the Hospital.

3.0 LOCAL/REGIONAL GEOLOGY AND HYDROLOGY

Chestertown is located in the south-central portion of Kent County within the Eastern Shore of Maryland. The Eastern Shore is part of the Delmarva Peninsula, a peninsula occupied by most of Delaware and the eastern shores of Maryland and Virginia. Although called a peninsula, it became an island after the excavation of the Chesapeake and Delaware Canal. It is bordered by the Chesapeake Bay on the west, the Delaware River, Delaware Bay, and the Atlantic Ocean on the east, and the Elk River and its isthmus on the north.

Surface water from the Hospital property eventually drains into the Chester River through the storm water drainage system. The Chester River is a tidal tributary of the Chesapeake Bay and enters the bay approximately 15 miles southwest of Chestertown.

The project site lies in the Atlantic Coastal Plain physiographic province. According to the Geologic Map of Kent County, Maryland, published in 1968 by the Maryland Geological Survey, the soils in the region are characterized by a thick accumulation of alluvial and marine deposits spanning from the Cretaceous Age to the present.

The Hospital is underlain by the Upland Deposits formation of the Quaternary Age. The Upland Deposits formation consists of gravel and sand, which are commonly white to red. They are mostly cross-bedded, poorly sorted, medium to coarse grained sand and gravel. Pink and yellow silts and clays may also be present within the Deposits. The thickness of the Upland Deposits formation ranges from 0 to 90 feet.

Under non-pumping conditions, the water table at the Site fluctuates seasonally between approximately 30 to 55 feet below the ground surface (bgs) depending on the location. The natural groundwater flow direction is toward the southeast and the Chester River. Under pumping conditions, a depression in the water table is

formed in the area of the Hospital upper parking lot (source area), created by the groundwater recovery/hydraulic containment system.

GF completed a hydrogeologic evaluation of the local Aquia groundwater aquifer and overlying sediments to investigate the potential existence of a paleochannel within the saturated portions of the aquifer. The hydrogeologic study also encompassed a review of published Maryland Geologic Survey research reports regarding the hydrogeology of Kent County, review and assimilation of geologist boring/monitoring well logs from the over 60 wells and borings drilled at the Site, and preparation of a conceptual stratigraphic model of the geologic formations beneath the Site. Based on the results of this evaluation, we conclude that there is no evidence in the geologic information, in the published literature, or from geologist logs at the Site that a paleochannel exists at the Hospital site. This information was presented to the Chestertown Town Council on November 20, 2020.

4.0 RESULTS OF COMPLIANCE MONITORING WORK PERFORMED

The results of compliance monitoring activities performed by GF and S&S during the Third Quarter 2022 are discussed in the following sections.

4.1 Well Gauging

All of the 55 accessible monitoring, recovery, and sentinel wells at the Site were gauged at a frequency of once per month throughout the quarter, including the following dates: July 13, August 22, and September 14, 2022. During each gauging event, an oil-water interface probe was used to measure the depth to groundwater and the depth to and thickness of potential LPH, if present. Data from all gauging events since February 2020 are summarized in Table 1. All related field datasheets are included in **Appendix A**.

No measurable LPH were detected in any of the wells at any time during the reporting period.

4.2 Groundwater Sampling and Analysis

Groundwater sampling at the Site occurred in two forms during the reporting period: one quarterly sampling event consisting of all 55 groundwater monitoring, recovery, and sentinel wells (August 22 through August 25, 2022); and two monthly sampling events consisting of a subset of 34 monitoring and sentinel wells (July 13 through July 15, 2022; and September 14 through September 15, 2022). In accordance with the sampling and analytical requirements established in the MDE Directive Letter dated September 9, 2020, groundwater samples collected from each well were analyzed using a combination of field and laboratory methods for natural attenuation parameters. The MDE requirements are summarized as follows:

Analysis	Method	Method Description	Reporting Units
Dissolved Oxygen (DO)	EPA 360.1	Membrane electrode with flow-thru cell	mg/L
Nitrate (NO_3^-)	HACH 8039/8192 and EPA Method 9056	Colorimetric field kit. Sample must be filtered with 0.45-micron filter prior to analysis. A minimum of 10% of samples must also be analyzed in a laboratory by EPA Method 9056 to confirm field results.	mg/L
Soluble Iron (Fe^{2+})	HACH 24140-25	Colorimetric field kit. Sample must be filtered with 0.45-micron filter prior to analysis.	mg/L
Sulfate (SO_4^{2-})	HACH 8051 and EPA Method 9056	Colorimetric field kit. Sample must be filtered with 0.45-micron filter prior to analysis. A minimum of 10% of samples must also be analyzed in a laboratory by EPA Method 9056 to confirm field results.	mg/L
pH	-	Water quality meter with flow-thru cell	standard units
Oxidation-Reduction Potential (ORP)	-	Water quality meter with flow-thru cell	millivolts
Temperature	-	Water quality meter with flow-thru cell	degrees Celsius

In addition to the required methods listed above, groundwater samples from all wells were analyzed for full-suite VOCs, including fuel oxygenates and naphthalene, using EPA Method 8260 and for TPH-DRO using EPA Method 8015. A subset of wells (15 locations during the quarterly sampling event, 13 locations during the monthly sampling event) was also analyzed for TPH-DRO after using the Silica Gel Cleanup (SGC) preparatory Method by EPA Method 3630.

All sampling and analysis were performed in accordance with MDE requirements except for three considerations. First, it was noted that MDE requested field analysis of soluble iron (Fe^{2+}) using HACH 24140-25. However, communication with HACH technical support representatives revealed that this was not a currently available method/test kit. Instead, HACH indicated that test kit Model IR-18C, reporting soluble iron as Fe^{2+}, was the appropriate option. Therefore, HACH IR-18C was the field test kit utilized during the quarterly sampling event. Secondly, the laboratory utilized for sample analysis (Phase Separation Science) could not analyze the nitrate and sulfate confirmation samples using EPA Method 9056. As a result, nitrate and sulfate were to be analyzed by the laboratory using EPA Method E300.0. Conversations with the laboratory and research into these published methods indicate that these methods are virtually identical and provide equivalent results. The only difference is that Method 9056 is for wastewater and Method E300.0 is for drinking water. This information was also provided to Ms. Susan Bull of MDE who agreed with the approach in an email dated October 14, 2020. Thirdly, after multiple quarters of analyzing samples for sulfate with non-detect results both in field and laboratory analysis, MDE gave approval to discontinue the analysis of sulfate.

Beginning with the February 2022 groundwater sampling event, the samples were no longer analyzed for sulfate.

All groundwater samples were collected using low-flow sampling methods per the request of MDE. At each well, an electric well pump was temporarily installed at the approximate mid-point of the saturated screened interval and a pump controller was used to limit flow such that drawdown did not exceed 0.3-foot. Groundwater was pumped into a flow-through cell and a calibrated Horiba U-52 was used to monitor temperature, specific conductivity, pH, ORP, DO, and turbidity at approximate 5-minute intervals. Samples were collected only after stabilization was indicated by three consecutive measurements not exceeding the following limits: 3% change in temperature, 3% change in specific conductivity, ± 0.1 pH, ± 10 mv ORP, 10% change in DO, and 10% change in turbidity. The final set of stabilized field parameters measured in each well are summarized in Table 2. In addition, the field Well Purging-Field Water Quality Measurement Forms are included in **Appendix B**.

Following stabilization, and after a minimum of five measurement intervals, groundwater samples were collected through a stainless-steel tee installed before the flow-through cell. For samples requiring laboratory analysis of nitrate, groundwater was directed through a 0.45-micron filter prior to containerization. All samples were containerized in laboratory-provided bottleware and immediately preserved on ice.

Sampling of active recovery wells was completed by connecting a flow-thru cell with a Horiba U-52 to dedicated sampling ports installed within the remediation system's influent piping. Since the recovery wells are constantly pumping, it was not necessary to monitor the stabilization of various parameters using the Horiba U-52. Instead, each sample port was purged for approximately five minutes and measurements of temperature, specific conductivity, pH, ORP, DO, and turbidity were recorded before samples were collected in laboratory-provided bottleware.

Groundwater samples collected for laboratory analysis were submitted to PSS of Baltimore, Maryland using a laboratory-contracted courier service. Chain-of-custody (COC) forms were utilized to track custody of the samples at all times. Copies of the laboratory reports and COCs are provided in **Appendix C**. Table 2 includes the results of the field measured parameters of temperature, pH, ORP, DO, nitrate, ferrous iron, and the laboratory analyses results of nitrate and sulfate (prior to the February 2022 sampling event). Current and historical groundwater sample laboratory analysis results for BTEX, MTBE, TPH-DRO and naphthalene are summarized in Table 3. The results of the TPH-DRO analysis for samples analyzed using both EPA Method 8015 and using SGC by EPA Method 3630 are summarized in Table 4.

5.0 ANALYSIS AND CONCLUSIONS

The following conclusions were developed based on the results and findings of the Third Quarter 2022 monitoring and sampling activities.

5.1 Gauging and Groundwater Flow

Potentiometric surface maps (Figures 3, 4, and 5) illustrate the groundwater table contours in July, August, and September 2022, respectively. The overall groundwater gradient was consistent throughout the reporting period, with flow toward the south-southeast. Additionally, the area of localized drawdown that was formerly present near the hospital entrance under pumping conditions (i.e., prior to system shutdown on April 25, 2022) was no longer evident during the reporting period. This indicates that static conditions have been achieved.

No measurable LPH were detected during the Third Quarter 2022 reporting period in any of the monitoring, recovery, or sentinel wells.

5.2 Groundwater Analytical Results

Table 3 includes current and historical groundwater analytical results for BTEX, MTBE, TPH-DRO and naphthalene for all wells at the Site.

Results of the groundwater sampling events are summarized as follows:

- Except for the 15 wells that underwent further testing via SGC and are discussed below in Section 5.3, all monitoring, recovery, and sentinel wells continued to have TPH-DRO concentrations less than 1.0 mg/L.
- With the exception of MW-20 (maximum concentration of 1.40 mg/L TPH-DRO during the reporting period [September]), all monitoring and sentinel wells located south of Brown Street were non-detect at or below the laboratory reporting limit for TPH-DRO.
- BTEX and MTBE were ND in all monitoring and sentinel wells south of Brown Street and at the Hospital's downgradient property line.
- Naphthalene was ND in all monitoring and sentinel south of Brown Street, except for MW-19 where naphthalene was detected in August and September 2022 at a maximum concentration of 14 µg/L.
- Benzene was not detected at or above laboratory reporting limits in any of the wells.

Iso-concentration maps depicting the detections of naphthalene and TPH-DRO were created for each sampling event during the reporting period (Figures 6 through 11). The concentrations and spatial extents of naphthalene and TPH-DRO remained generally consistent with those from previous quarters. The exception was MW-19, where naphthalene was detected in groundwater samples in August and September 2022. Naphthalene was last detected in MW-19 in 2013.

5.3 TPH-DRO with Silica Gel Cleanup (SGC) Analysis

Table 4 summarizes the current and historical results of the groundwater samples which were analyzed for both TPH-DRO using EPA method 8015 and for TPH-DRO after applying the SGC method. This includes the 13 wells that were analyzed using the SGC method during the July and September 2022 monthly sampling events and the 15 wells that were analyzed using the SGC method during the August 2022 quarterly groundwater sampling event. As introduced in the 2017 Amended Third Quarter Monitoring Report, the SGC method was used to separate polar non-petroleum hydrocarbons from the hydrocarbons in the sample extract prior to quantification of TPH-DRO. As a polar material, silica gel will adsorb polar non-petroleum hydrocarbons present in the sample. As a result, hydrocarbons, which are nonpolar in molecular structure, are not adsorbed by the silica gel and will remain to be appropriately quantified as TPH-DRO (Zemo et al., 2013).

Results of the TPH-DRO analysis with and without the SGC method for the quarterly and monthly sampling events are as follows:

- July 2022 TPH-DRO concentrations ranged from <0.1 to 2.3 milligrams per liter (mg/L) (without SGC), and <0.1 to 0.42 mg/L (with SGC);
- August 2022 TPH-DRO concentrations ranged from <0.1 to 6.4 mg/L (without SGC), and <0.1 to 1.5 mg/L (with SGC); and
- September 2022 TPH-DRO concentrations ranged from <0.1 to 5mg/L (without SGC), and <0.1 to 0.59 mg/L (with SGC).

Reductions in TPH-DRO concentrations of up to 97 percent (MW-13 in September 2022) were observed when using the SGC method. These results, in combination with the results of previous sampling events, indicate that active biodegradation is occurring at the Site in the area of the greatest residual-phase hydrocarbon concentrations. The conclusion is based on evidence that there is not a naturally occurring background level of TPH-DRO in the aquifer. Therefore, the differences between TPH-DRO results with and without SGC for the same well can be attributed to the presence of polar compounds that are often products of biodegradation.

5.4 Natural Attenuation Monitoring

The MDE Directive Letter dated September 9, 2020 required that sampling events include groundwater measurements of temperature, pH, ORP, DO, ferrous iron, sulfate, and nitrate. The requirement to analyze for sulfate was subsequently removed as of the February 2022 sampling event. The goal of this monitoring is to assess the aquifer's assimilative capacity to naturally degrade the petroleum compounds in the groundwater.

5.4.1 Natural Attenuation Background

In general, heating oil is a mixture of various organic compounds. Bacteria use organic compounds with an electron acceptor to respire thus degrading the organic compound. Complete degradation of organic compounds results in carbon dioxide and water.

Measurable changes in groundwater geochemistry occur when hydrocarbons are degraded by microorganisms in the subsurface. Microorganisms utilize the hydrocarbons as a substrate (food source) and will transfer electrons to an electron acceptor, thereby creating metabolic by-products. The concentrations in groundwater of certain electron acceptors (e.g., DO, nitrate, and sulfate) and metabolic by-products (e.g., ferrous iron [Fe^{2+}]) can be used to define the biodegradation processes occurring in the aquifer. Depletion of certain electron acceptors, such as DO, in the source area and in the area of dissolved hydrocarbons compared with background concentrations can indicate aerobic biodegradation is occurring. Enrichment of certain metabolic by-products generated from biochemical reactions, such as Fe^{2+}, compared with background concentrations also can provide evidence that biodegradation is occurring. Usually several indicators (e.g., electron acceptors and metabolic by-products) are evaluated concurrently to define the biodegradation processes.

Biodegradation processes are influenced by many aspects of the subsurface environment. As the geochemical environment changes, the dominant microbial populations may change. For example, as the DO levels are reduced sufficiently, activity of aerobic microorganisms will be reduced, and the activity of anaerobic microorganisms will increase. Changing conditions resulting from water table fluctuations and precipitation events can also alter the type and extent of dominant biodegradation reactions.

Usually, strongly reduced redox conditions develop in the source area, with a redox gradient radiating from the source until background redox conditions are reached. The relative concentration of the biodegradation indicators with respect to background can suggest the degree of reduction in the aquifer. The biodegradation indicators, in order of decreasing oxidation-reduction potential, are: DO, nitrate, Fe^{2+}, sulfate, and carbon dioxide.

5.4.2 Natural Biodegradation Results

Figures 12 through 15 illustrate the presence of concentrations of DO, nitrate, soluble iron, and ORP in groundwater, respectively, during the May 2022 quarterly sampling event. These concentration data are also shown in Table 2. In general, the figures support the conclusion that biodegradation of petroleum-hydrocarbons is occurring at the Site. The lowest DO concentrations were measured in the areas where TPH-DRO concentrations were the highest (i.e., areas to the north and southeast of the hospital's emergency entrance), as DO concentrations approach depletion (Figure 12). Denitrification is occurring in the areas where DO has been depleted (Figure 13), although the field nitrate test kit results are interpretative and may provide inconsistent results (see discussion of field nitrate data in the following paragraph). Ferric iron (Fe^{3+}) is reduced to ferrous iron (Fe^{2+}) under reducing conditions. Ferric iron is insoluble at normal temperatures

and pH; ferrous iron is soluble. The dissolved iron concentrations shown on Figure 14 are indicative of where reducing conditions are present and ferric iron is being reduced to ferrous iron. ORP is a measurement of oxidizing (positive ORP) and reducing (negative ORP) conditions. The iso-concentration contours shown on Figure 15 confirm reducing conditions in the area of highest TPH-DRO concentrations.

MDE requested that the laboratory confirm the results of 10% of the HACH nitrate field kit results. The nitrate results were comparable in some cases and in other cases they differ. The HACH test kits are based on colorimetric comparisons and, as such, it is believed that field conditions such as inconsistent lighting and condensation on sample vials were the primary cause for instances where the HACH kit results differed from the lab results. Still, it is worth noting that both the field kit results and lab results were in the same order of magnitude in comparison to one another (i.e., field results and lab results were less than 10 mg/L in all cases).

5.4.3 Natural Attenuation Summary

In summary, the following observations support the hypothesis that biodegradation of petroleum hydrocarbons at the Site is occurring:

- The SGC cleanup method results indicate that hydrocarbon metabolites are present.
- Dissolved oxygen and nitrate are depleted in the zone of highest TPH-DRO concentrations.
- The ORP and dissolved iron results indicate that reducing conditions are present in the zone of highest TPH-DRO concentrations.
- The TPH-DRO and naphthalene dissolved-phase plumes appear to be stable and generally similar to previous sampling events.

5.5 Mann-Kendall Statistical Analysis

The MDE Directive Letter dated September 9, 2020 required a Mann-Kendall (M-K) statistical analysis of trends in all wells at the Site with historical detections of benzene, naphthalene, and TPH-DRO since June 2012. The M-K trend test is a nonparametric test which is used on a time series data set to evaluate the statistical significance of trend in the data. As a nonparametric procedure, the M-K test does not require the underlying data to follow a specific distribution; it does not require the data to be from a normal distribution. The test can be used to establish increasing or decreasing trends in measurement values observed during a certain time period. If an increasing trend in measurements exists, then the measurement taken first from any randomly selected pair of measurements should, on average, have a lower response (concentration) than the measurement collected at a later point.

M-K tests were performed using an Excel spreadsheet (GSI Mann-Kendall Toolkit, 2012). This spreadsheet has some limitations, including a minimum of 4 values above the limit of detection, and a maximum of 40 values that can be used. For all wells and analytes with at least 4 detections above the detection limit, M-K tests were completed for the two following time spans: 1). the most recent 40 data points, and 2). the most recent 2 years of data.

Tables 5 and 6 summarize the statistical results for benzene, TPH-DRO, naphthalene, and TPH-DRO using SGC, and whether an increasing or decreasing concentration trend is apparent. Table 5 includes the results for the most recent 40 data points for each location and analyte. Table 6 includes the results for the most recent 2 years of data. The entries in both tables are based on the spreadsheet calculations in **Appendix** D. The S statistic is the sum of the differences between sequential sampling events, for the full population of sampling events. The confidence factor (CF) is the measure of confidence for rejecting the null hypothesis of "no trend" vs. time. The null hypothesis states that the dataset shows no distinct linear trend over time. The Mann-Kendall method tests the null hypothesis against the alternative hypothesis, i.e., that the data do show a trend over the specified time period. The probability of accepting the null hypothesis is determined from the S statistic and number of values. The coefficient of variation (COV) is the standard deviation divided by the mean. The rationale for Table 5 and Table 6 entries and definitions are explained at the bottom of the table.

Table 5 (the most recent 40 data points) presents the M-K results for a total of 34 wells that met the criteria of at least 4 detections above the detection limit during the time period analyzed. In comparison to the Second Quarter 2022, the analysis included one fewer well (MW-17), which was removed due to a lack of detections over the specified period. The results of this M-K analysis indicated that at the 95 percent confidence level, concentration trends were statistically insignificant (i.e., no trend), stable or decreasing in all wells for all parameters except for the following: increasing naphthalene concentrations in RW-4 and RW-5. Additionally, the M-K analysis indicated the following at a confidence level less than 95 percent, but greater than 90 percent: decreasing benzene concentrations in MW-14, increasing naphthalene concentrations in RW-2D, and decreasing concentrations of TPH-DRO with SGC in MW-10R and MW-11.

In Table 6 (the most recent 2 years of data), M-K analysis was only possible for 18 wells. This lower number of wells in comparison to Table 5 (the most recent 40 data points) is due to the prevalence of non-detect sample results in the analytes over the past 2 years. The M-K test skips non-detect values; therefore, several of the wells did not contain the minimum of 4 detections over the 2-year time period analyzed. Since the last reporting period, one well (MW-42) was removed from analysis due to a lack of detections over the specified time period. The results of this M-K analysis indicated that at the 95 percent confidence level, concentration trends were statistically insignificant, stable or decreasing in all wells for all parameters except for the following findings, which had confidence levels less than 95 percent, but greater than 90 percent: increasing TPH-DRO concentrations in MW-13, decreasing TPH-DRO concentrations in MW-14 and MW-45, and increasing naphthalene concentrations in RW-4.

5.6 System Effluent Monitoring

The Site's groundwater pumping system remained operational up through April 25, 2022, at which time the system was shut down. No effluent has been generated or discharged since that date.

5.7 Limited Subsurface Investigation by Apex

The results of Apex's investigation at the Site in August 2022 were summarized in a Limited Subsurface Investigation Report, dated September 23, 2022. A copy of the Apex report is attached as Appendix E. Detailed descriptions of the methodologies, analyses, and results of the limited subsurface investigation are provided in the Apex report; however, the general findings of the investigation are as follows:

- Out of the eight OIP borings completed, ultraviolet fluorescence, indicative of the presence of residual LNAPL, was encountered at the soil/water interface in only two locations (SB5, west of MW-54; and SB6, southeast of MW-9).
- Soil samples were collected from each boring and analyzed for VOCs, TPH-GRO, and TPH-DRO.
    - All VOC results were below MDE non-residential soil cleanup standards.
    - The TPH-DRO non-residential soil cleanup standard was exceeded in one sample collected from SB-5 (2,800 mg/kg in SB5-37'). All other soil results were below the corresponding MDE non-residential cleanup standards for TPH-GRO and TPH-DRO.
- Groundwater samples were collected from temporary wells installed at each boring location and analyzed for VOCs, TPH-GRO, and TPH-DRO.
    - The MDE groundwater cleanup standard for naphthalene in type I/II aquifers was exceeded in groundwater samples collected from TW5 (west of MW-54) and TW6 (southeast of MW-9). All other groundwater VOC results were below their respective MDE cleanup standards.
    - The MDE groundwater cleanup standard for TPH-DRO in type I/II aquifers was exceeded in TW5 and TW6. Groundwater concentrations of TPH-GRO and TPH-DRO were below their respective MDE cleanup standards in all other locations.

The findings of the Apex Limited Subsurface Investigation were consistent with the existing site conceptual model. Any residual LNAPL at the site is minor in scale, immobile, and confined to the parking lot southeast of the hospital entrance. Furthermore, the highest concentrations of naphthalene, TPH-GRO, and TPH-DRO in groundwater are generally located in the same parking lot, north of Brown Street, with occasional detections immediately to its southeast in MW-19 and MW-20. Analytes have remained non-detect in areas downgradient, with the capacity in place to support natural attenuation.

6.0 RECOMMENDATIONS AND PROPOSED FUTURE ACTIVITIES

Activities completed at the Site will continue to follow the requirements listed in the April 1, 2022 letter from MDE titled ***Pilot Pumping System Shutdown Approval.*** Based on this approval letter, activities related to the pilot pumping system shutdown began April 25, 2022, and will continue through October 2022. The following activities are being performed as required by MDE:

- October 2022
    - Submittal of the September 2022 monthly groundwater monitoring report (submitted October 3, 2022);
    - Gauging of all wells and monthly groundwater sampling event comprised of 34 wells (the last in the series of required monthly groundwater sampling events); and
    - Preparation of the monthly monitoring report containing all results from the October 2022 groundwater sampling event.
- November 2022
    - Six-month review meeting with the Town and MDE to provide a Site status update following six months post-system shutdown (scheduled for November 10, 2022); and
    - Gauging of all wells and quarterly groundwater sampling event including all 55 wells.
- December 2022
    - Preparation of the 4th Quarter 2022 quarterly monitoring report.

Please note that it is anticipated and expected that groundwater concentrations in source area monitoring wells could see increases following shutdown of the pumping system. This potential exists as the groundwater recharges to static steady-state conditions and encounters residual LNAPL in the subsurface. Groundwater data will be assessed closely and reported to the MDE expeditiously as required.

7.0 REFERENCES

EBA, 2020, Chester River Hospital Center, 2020 Third Quarter Monitoring Report, August 26.

GSI Mann-Kendall Toolkit, 2012, https://www.gsi-net.com/en/software/free-software/gsi-mann-kendall-toolkit.html.

Ivey, G., 2020, Chester River Hospital Center - 100 Brown Street, Chestertown, MD, Silica Gel Clean-up Use In TPH-DRO Groundwater Sample Analysis, .MDE Case No. 1987-2534-KE, memo to H&B Consultants, August 20.

San Francisco Bay Regional Water Quality Control Board, 2016, Petroleum Metabolites Literature Review and Assessment Framework, June 27.

Zemo, D.A., O'Reilly, K.T., Mohler, R.E., Magaw, R.I., Devine, C.E., Ahn, S. and Tiwaryk, A.K., 2016, Life Cycle of Petroleum Biodegradation Metabolite Plumes, and Implications for Risk Management at Fuel Release Sites, Integrated Environmental Assessment and Management — Volume 13, Number 4—pp. 714–727.

Figures

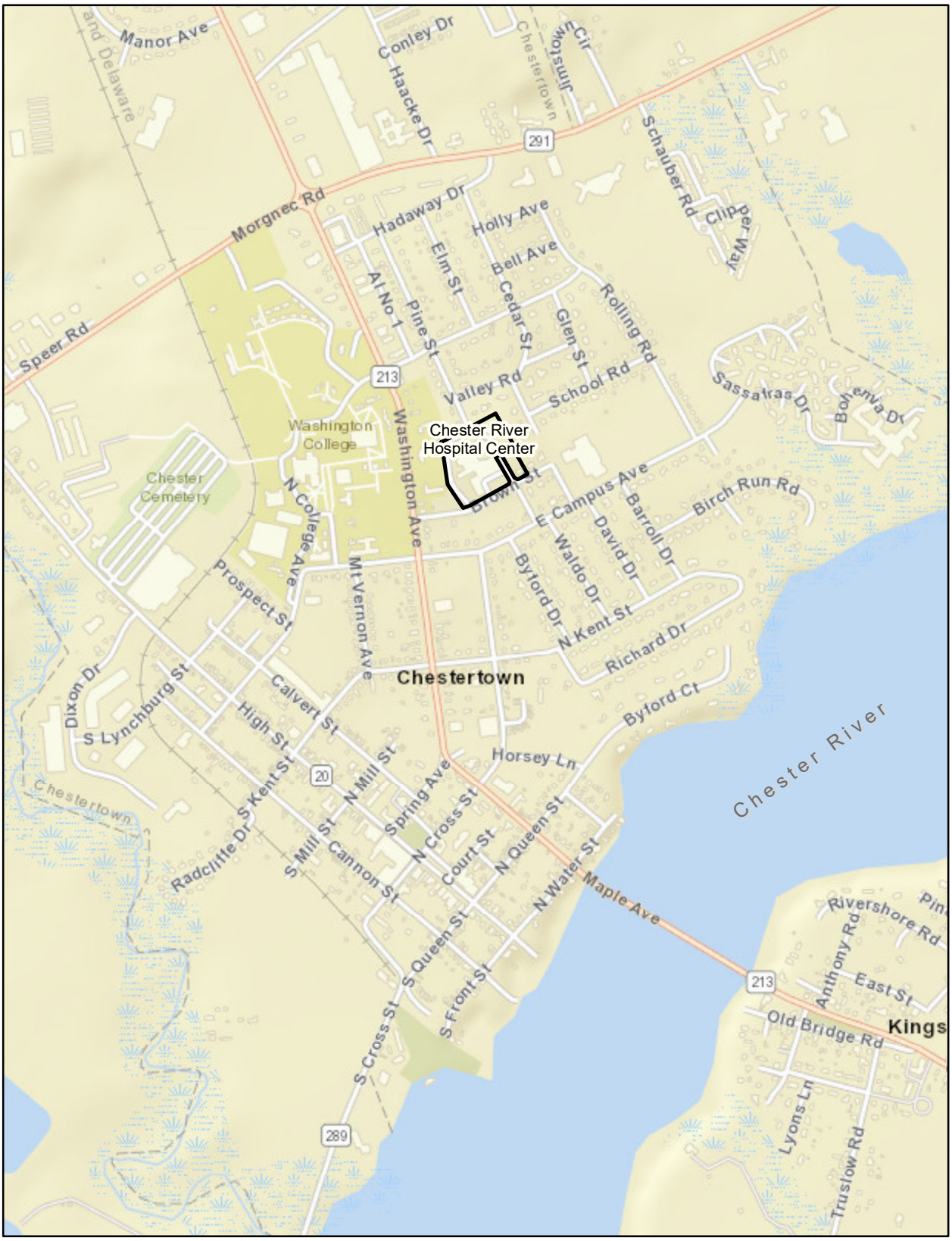

Chester River Hospital Center
Quarterly Monitoring Report
Figure 1 - Location Map

0 750 1,500 3,000
Feet

N

GANNETT FLEMING

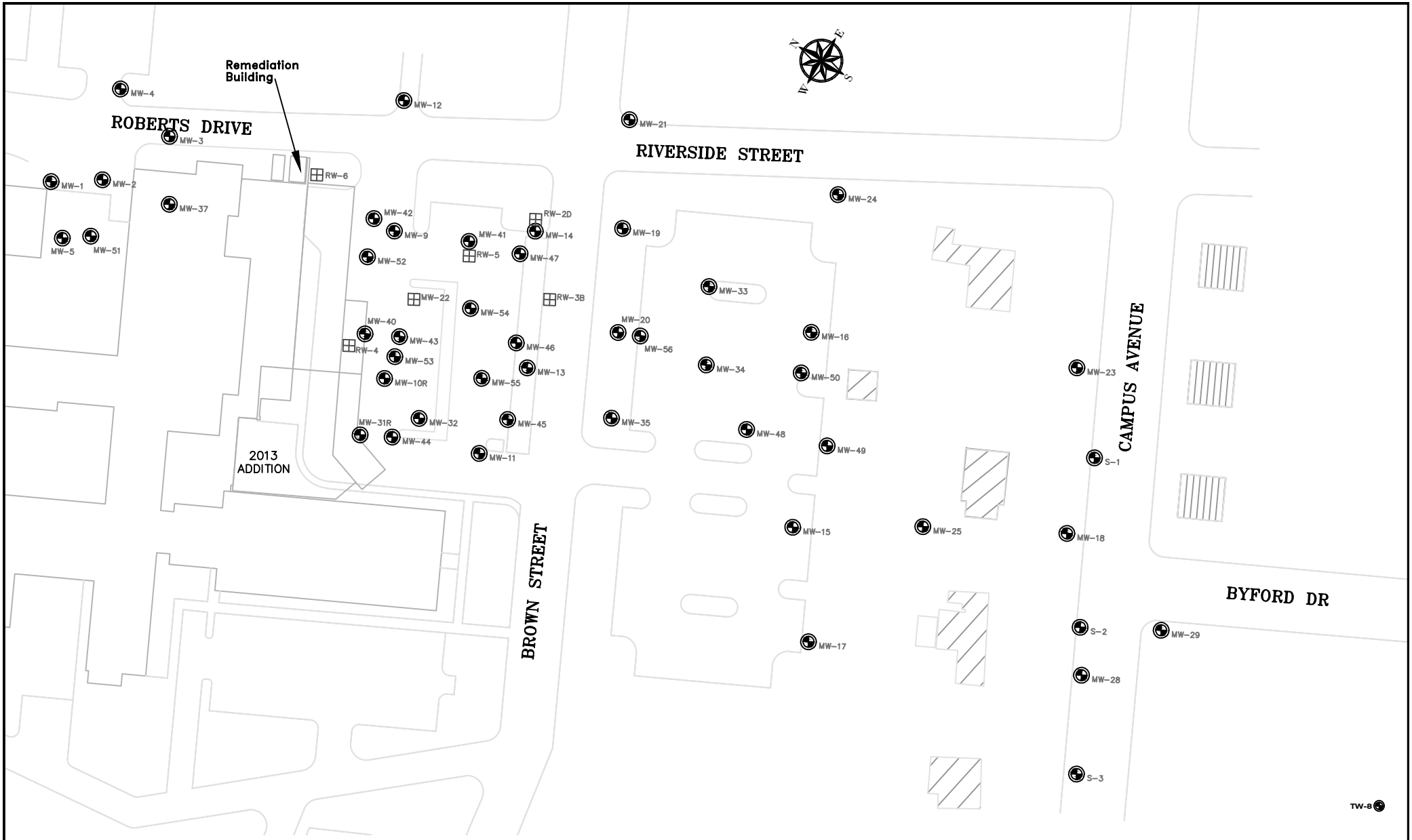

80 0 40 80

GRAPHIC SCALE (FEET)

LEGEND

MW-40 MONITORING WELL

RW-3B RECOVERY WELL

FIGURES EXCLUDES ABANDONED RECOVERY AND MONITORING WELL LOCATIONS. MONITORING WELL MW-22 IS A RECOVERY WELL.

GANNETT FLEMING

BALTIMORE, MARYLAND

10200 GRAND CENTRAL AVE, SUITE 310, OWINGS MILLS, MD 21117

CHESTER RIVER HOSPITAL CENTER
QUARTERLY REPORT - Q3 2022

CHESTERTOWN, MD

DESIGNED BY DHK
DRAWN BY KAK
CHECKED BY DHK

FIGURE 2
SITE PLAN

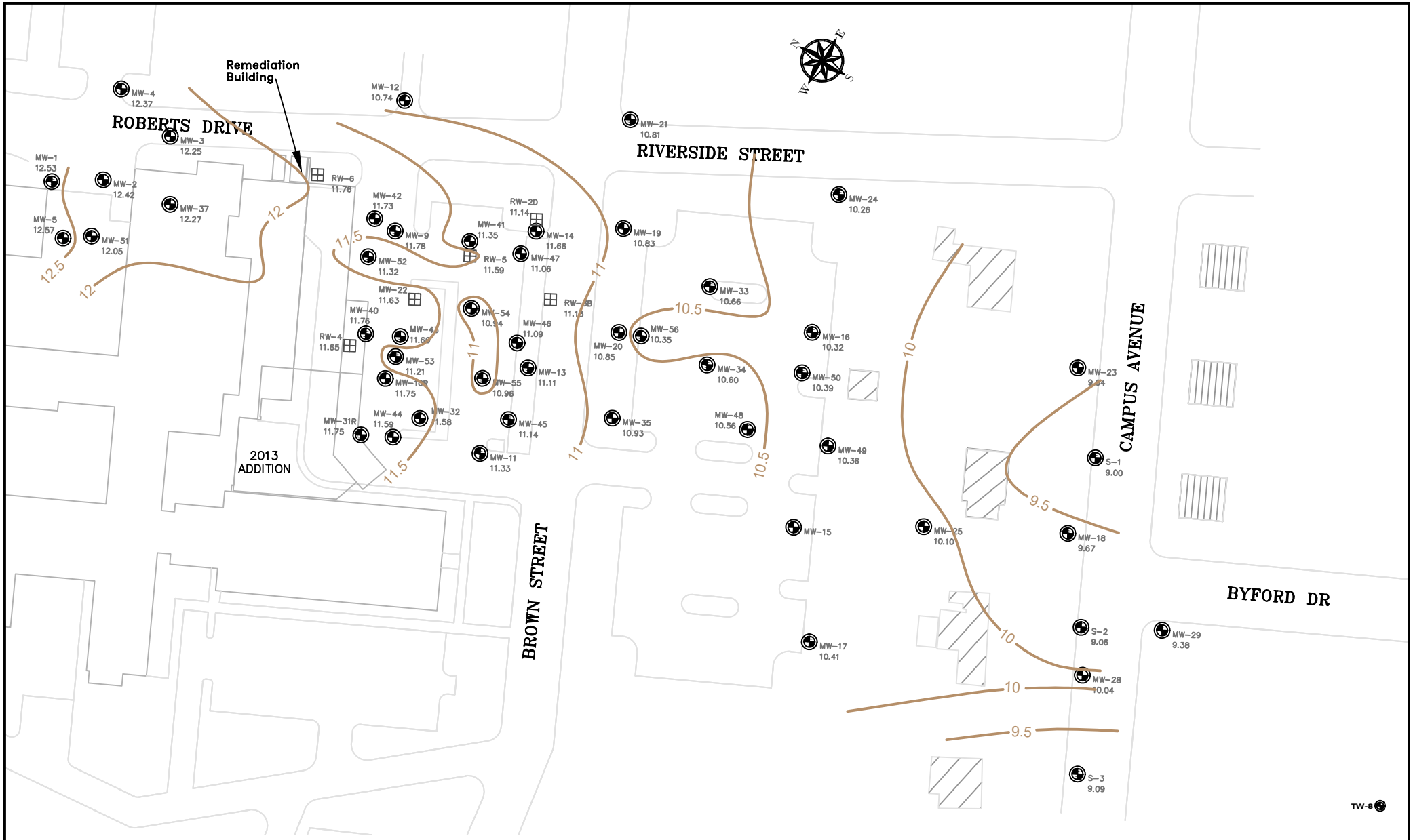

80 0 40 80

GRAPHIC SCALE (FEET)

LEGEND

MW-40	MONITORING WELL
RW-3B	RECOVERY WELL
—8.5—	WATER TABLE CONTOUR (FT. MSL)
8.48	WATER TABLE ELEVATION (FT. MSL)
NG	WELL NOT GAUGED/INACCESSIBLE

WATER TABLE ELEVATIONS ARE BASED ON JULY 13, 2022 MEASUREMENTS.

FIGURE EXCLUDES ABANDONED RECOVERY AND MONITORING WELL LOCATIONS. MONITORING WELL MW-22 IS A RECOVERY WELL.

GANNETT FLEMING
BALTIMORE, MARYLAND
10200 GRAND CENTRAL AVE, SUITE 310, OWINGS MILLS, MD 21117

DESIGNED BY DHK
DRAWN BY KAK
CHECKED BY DHK

CHESTER RIVER HOSPITAL CENTER
QUARTERLY REPORT - Q3 2022
CHESTERTOWN, MD

FIGURE 3
JULY 2022 GROUNDWATER ELEVATION CONTOUR MAP

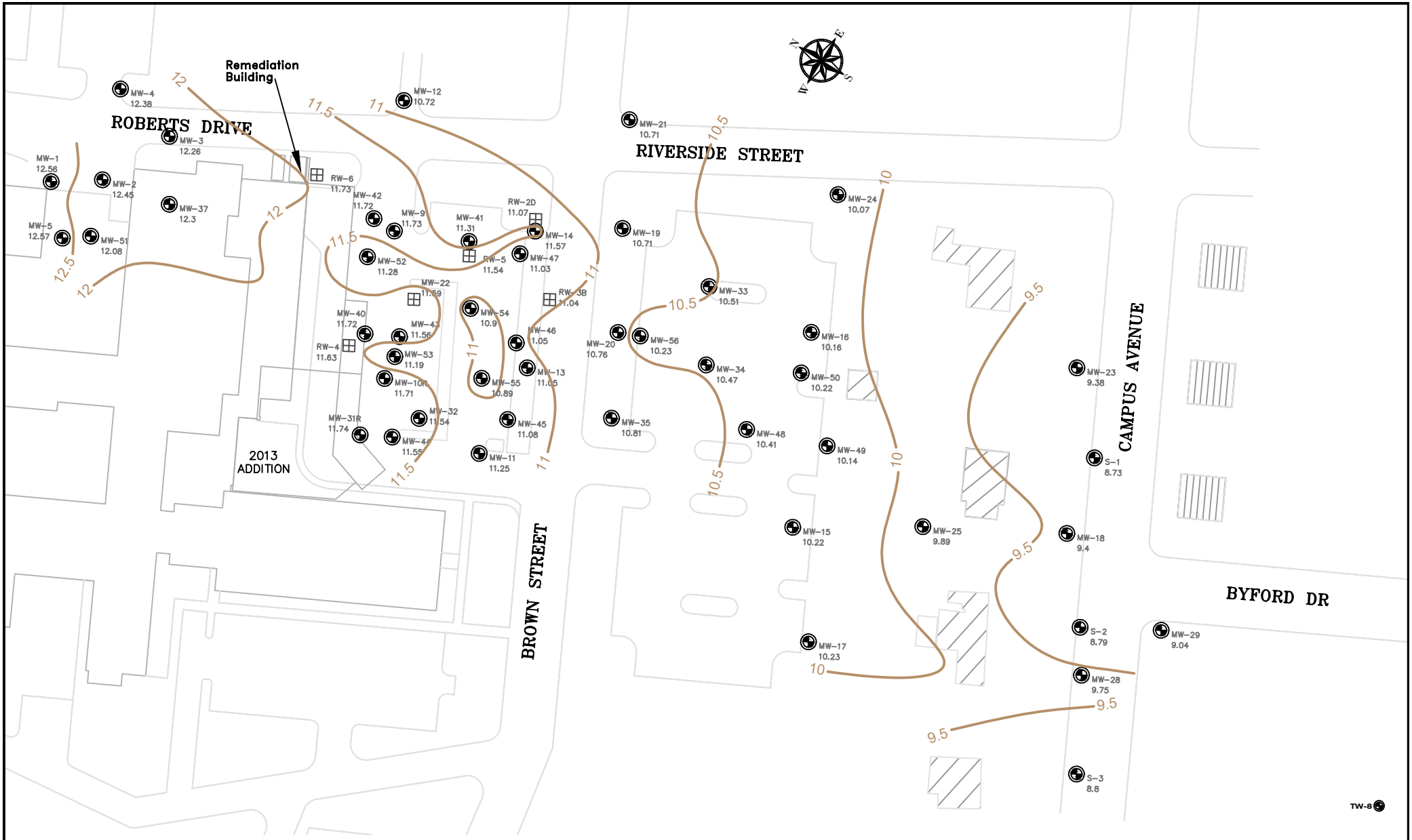

80 0 40 80

GRAPHIC SCALE (FEET)

LEGEND

MW-40	MONITORING WELL
RW-3B	RECOVERY WELL
—8.5—	WATER TABLE CONTOUR (FT. MSL)
8.48	WATER TABLE ELEVATION (FT. MSL)
NG	WELL NOT GAUGED/INACCESSIBLE

WATER TABLE ELEVATIONS ARE BASED ON AUGUST 22, 2022 MEASUREMENTS.

FIGURE EXCLUDES ABANDONED RECOVERY AND MONITORING WELL LOCATIONS. MONITORING WELL MW-22 IS A RECOVERY WELL.

GANNETT FLEMING
BALTIMORE, MARYLAND
10200 GRAND CENTRAL AVE, SUITE 310, OWINGS MILLS, MD 21117

DESIGNED BY DHK
DRAWN BY KAK
CHECKED BY DHK

CHESTER RIVER HOSPITAL CENTER
QUARTERLY REPORT - Q3 2022
CHESTERTOWN, MD

FIGURE 4
AUGUST 2022 GROUNDWATER ELEVATION CONTOUR MAP

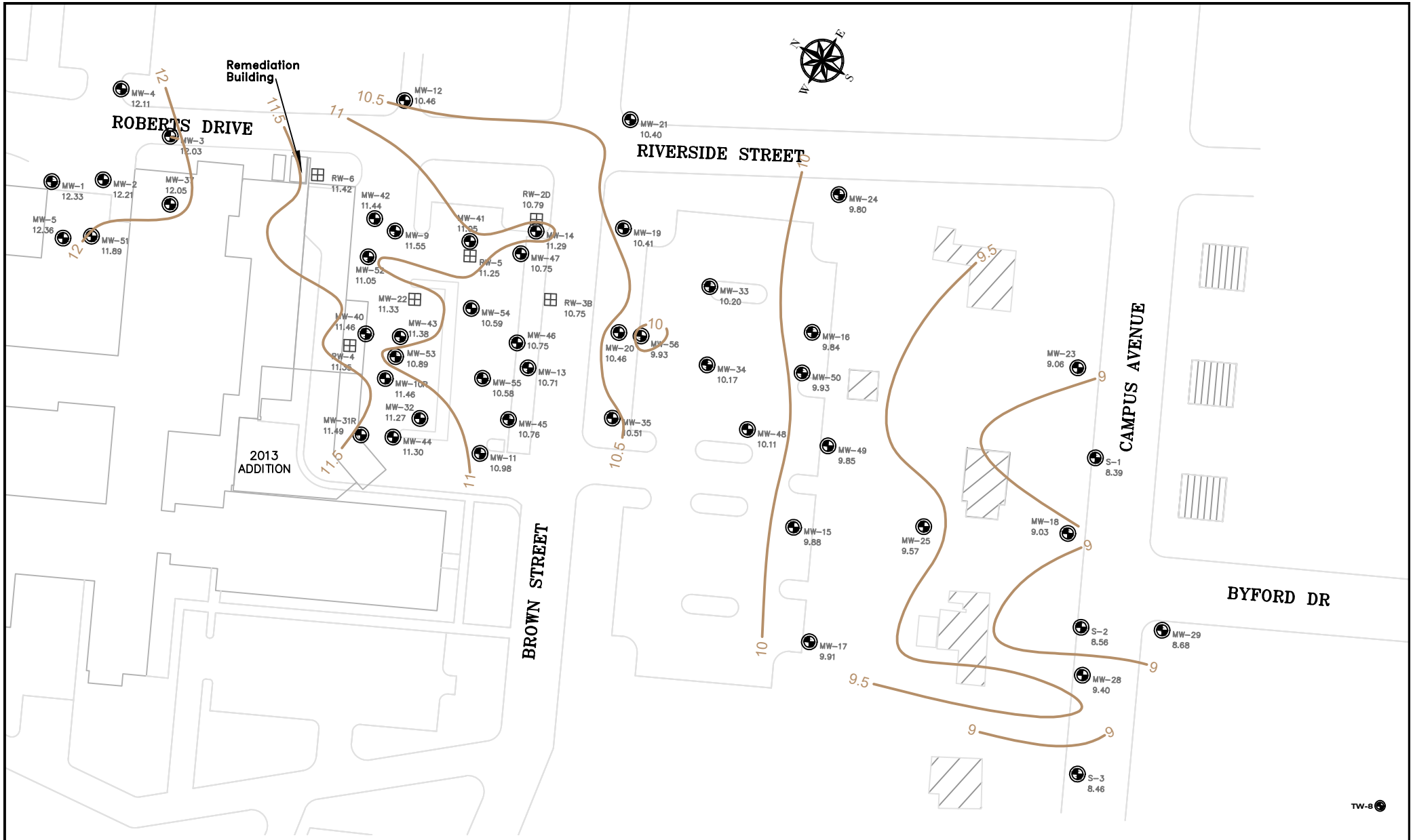

80 0 40 80

GRAPHIC SCALE (FEET)

LEGEND

MW-40	MONITORING WELL
RW-3B	RECOVERY WELL
—8.5—	WATER TABLE CONTOUR (FT. MSL)
8.48	WATER TABLE ELEVATION (FT. MSL)
NG	WELL NOT GAUGED/INACCESSIBLE

WATER TABLE ELEVATIONS ARE BASED ON SEPTEMBER 14, 2022 MEASUREMENTS.

FIGURE EXCLUDES ABANDONED RECOVERY AND MONITORING WELL LOCATIONS. MONITORING WELL MW-22 IS A RECOVERY WELL.

GANNETT FLEMING
BALTIMORE, MARYLAND
10200 GRAND CENTRAL AVE, SUITE 310, OWINGS MILLS, MD 21117

DESIGNED BY DHK
DRAWN BY KAK
CHECKED BY DHK

CHESTER RIVER HOSPITAL CENTER
QUARTERLY REPORT - Q3 2022
CHESTERTOWN, MD

FIGURE 5
SEPTEMBER 2022 GROUNDWATER ELEVATION CONTOUR MAP

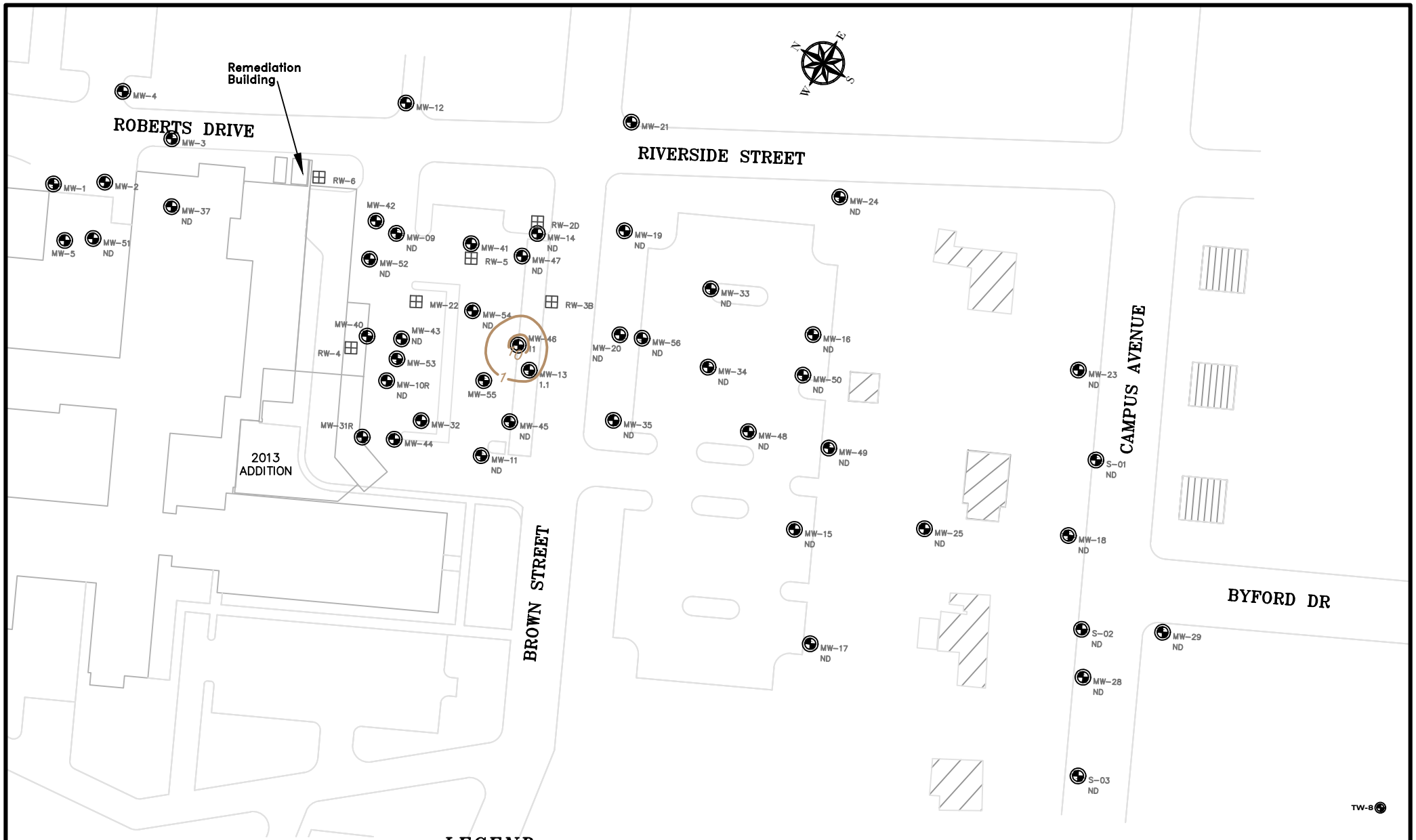

LEGEND

80 0 40 80

GRAPHIC SCALE (FEET)

MW-40 MONITORING WELL

RW-3B RECOVERY WELL

1 NAPHTHALENE CONCENTRATION CONTOUR (µg/L)

7.1 NAPHTHALENE CONCENTRATION (µg/L)

ND NOT DETECTED AT OR ABOVE THE LABORATORY REPORTING RATE OF 1 µg/L)

FIGURE EXCLUDES ABANDONED RECOVERY AND MONITORING WELL LOCATIONS. MONITORING WELL MW-22 IS A RECOVERY WELL.

GANNETT FLEMING

BALTIMORE, MARYLAND

10200 GRAND CENTRAL AVE, SUITE 310, OWINGS MILLS, MD 21117

CHESTER RIVER HOSPITAL CENTER
QUARTERLY REPORT - Q3 2022

CHESTERTOWN, MD

DESIGNED BY DHK
DRAWN BY KAK
CHECKED BY DHK

FIGURE 6
NAPHTHALENE CONCENTRATIONS IN GROUNDWATER (JULY 2022)

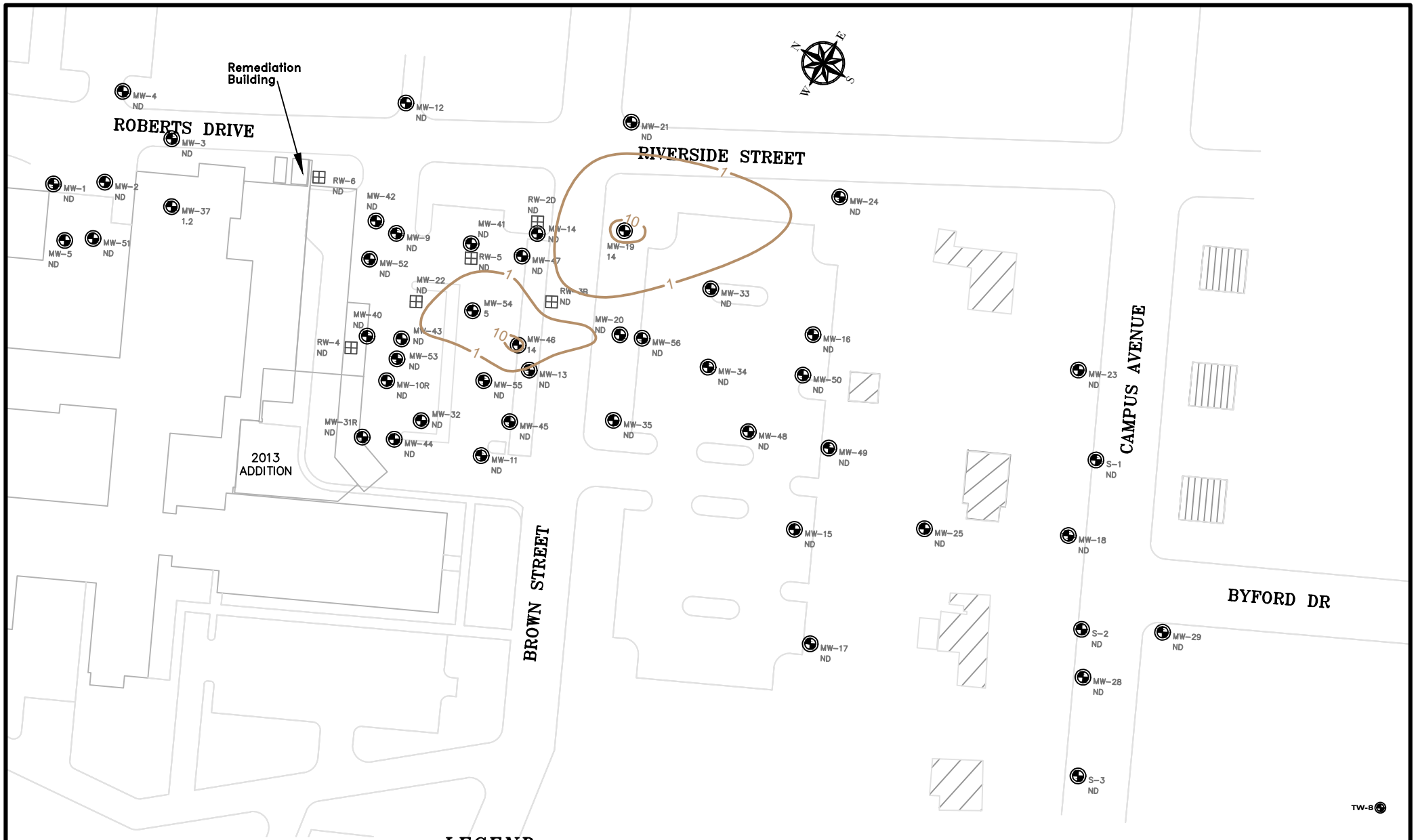

LEGEND

MW-40 MONITORING WELL

RW-3B RECOVERY WELL

1 NAPHTHALENE CONCENTRATION CONTOUR (µg/L)

7.1 NAPHTHALENE CONCENTRATION (µg/L)

ND NOT DETECTED AT OR ABOVE THE LABORATORY REPORTING RATE OF 1 µg/L)

80 0 40 80

GRAPHIC SCALE (FEET)

FIGURE EXCLUDES ABANDONED RECOVERY AND MONITORING WELL LOCATIONS. MONITORING WELL MW-22 IS A RECOVERY WELL.

GANNETT FLEMING

BALTIMORE, MARYLAND

10200 GRAND CENTRAL AVE, SUITE 310, OWINGS MILLS, MD 21117

CHESTER RIVER HOSPITAL CENTER
QUARTERLY REPORT - Q3 2022

CHESTERTOWN, MD

DESIGNED BY DHK
DRAWN BY KAK
CHECKED BY DHK

FIGURE 7
NAPHTHALENE CONCENTRATIONS IN GROUNDWATER (AUGUST 2022)

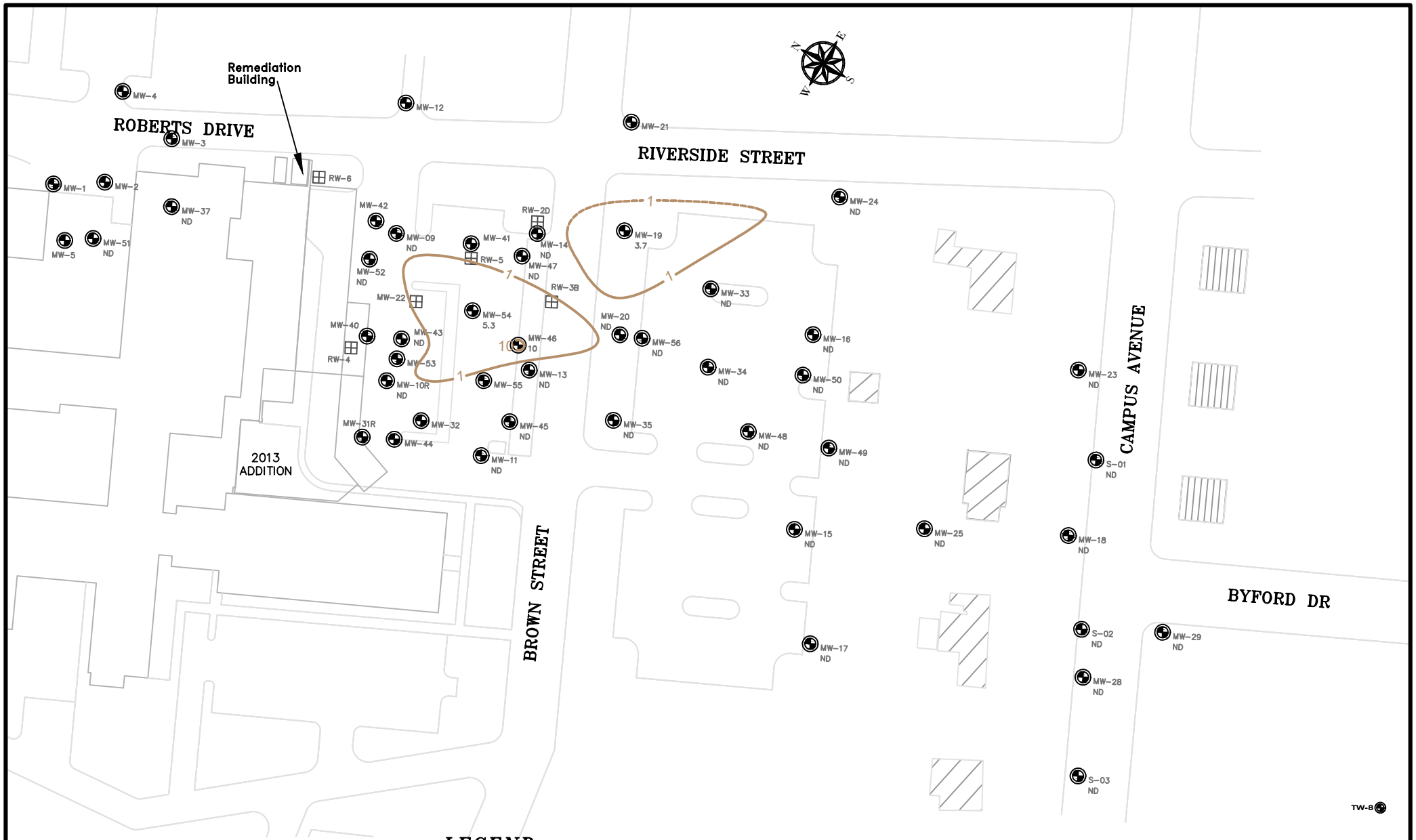

LEGEND

MW-40 MONITORING WELL

RW-3B RECOVERY WELL

1 NAPHTHALENE CONCENTRATION CONTOUR (µg/L)

7.1 NAPHTHALENE CONCENTRATION (µg/L)

ND NOT DETECTED AT OR ABOVE THE LABORATORY REPORTING RATE OF 1 µg/L)

FIGURE EXCLUDES ABANDONED RECOVERY AND MONITORING WELL LOCATIONS. MONITORING WELL MW-22 IS A RECOVERY WELL.

GANNETT FLEMING

BALTIMORE, MARYLAND

10200 GRAND CENTRAL AVE, SUITE 310, OWINGS MILLS, MD 21117

CHESTER RIVER HOSPITAL CENTER
QUARTERLY REPORT - Q3 2022

CHESTERTOWN, MD

DESIGNED BY DHK
DRAWN BY KAK
CHECKED BY DHK

FIGURE 8
NAPHTHALENE CONCENTRATIONS IN GROUNDWATER (SEPTEMBER 2022)

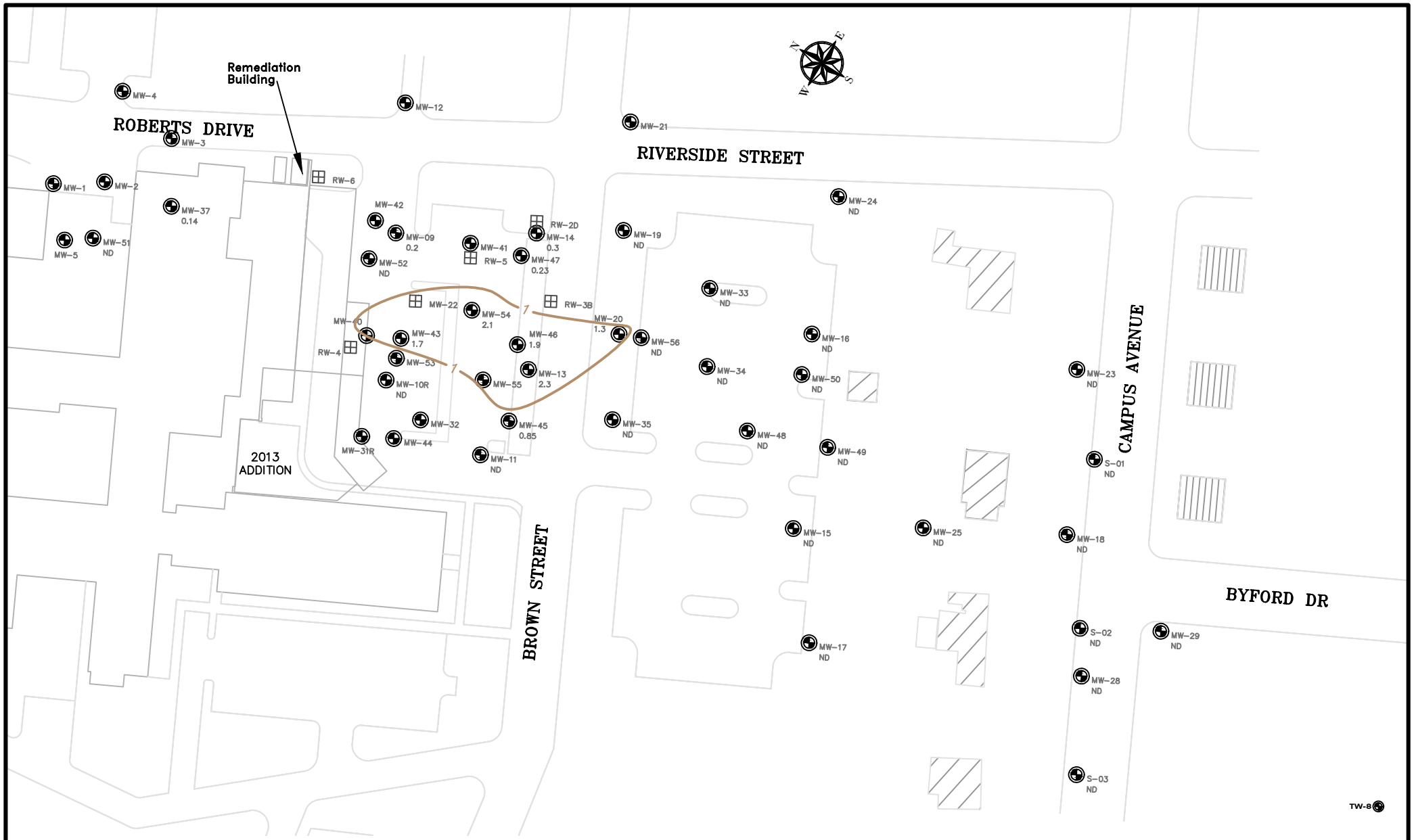

LEGEND

MW-40	MONITORING WELL
RW-3B	RECOVERY WELL
—— 1 ——	TPH–DRO CONCENTRATION CONTOUR (mg/L)
3.4	TPH–DRO CONCENTRATION (mg/L)
ND	NOT DETECTED AT OR ABOVE THE LABORATORY REPORTING LIMIT OF 0.1 mg/L

FIGURE EXCLUDES ABANDONED RECOVERY AND MONITORING WELL LOCATIONS. MONITORING WELL MW–22 IS A RECOVERY WELL.

GANNETT FLEMING
BALTIMORE, MARYLAND
10200 GRAND CENTRAL AVE, SUITE 310, OWINGS MILLS, MD 21117

CHESTER RIVER HOSPITAL CENTER
QUARTERLY REPORT - Q3 2022
CHESTERTOWN, MD

DESIGNED BY DHK
DRAWN BY KAK
CHECKED BY DHK

FIGURE 9
TPH–DRO CONCENTRATIONS IN GROUNDWATER (JULY 2022)

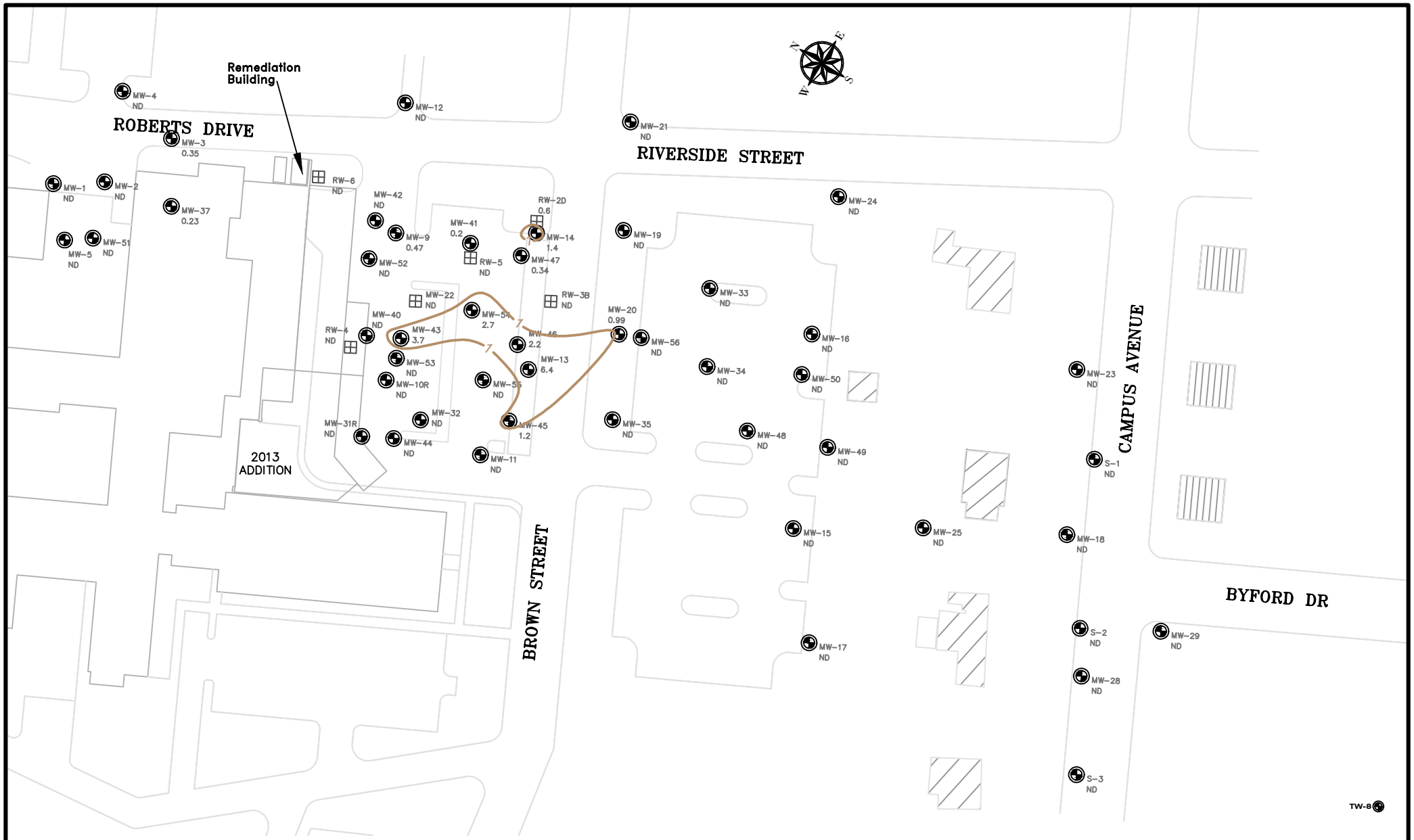

LEGEND

MW-40	MONITORING WELL
RW-3B	RECOVERY WELL
—— 1 ——	TPH–DRO CONCENTRATION CONTOUR (mg/L)
3.4	TPH–DRO CONCENTRATION (mg/L)
ND	NOT DETECTED AT OR ABOVE THE LABORATORY REPORTING LIMIT OF 0.1 mg/L

FIGURE EXCLUDES ABANDONED RECOVERY AND MONITORING WELL LOCATIONS. MONITORING WELL MW–22 IS A RECOVERY WELL.

GANNETT FLEMING
BALTIMORE, MARYLAND
10200 GRAND CENTRAL AVE, SUITE 310, OWINGS MILLS, MD 21117

CHESTER RIVER HOSPITAL CENTER
QUARTERLY REPORT - Q3 2022
CHESTERTOWN, MD

DESIGNED BY DHK
DRAWN BY KAK
CHECKED BY DHK

FIGURE 10
TPH–DRO CONCENTRATIONS IN GROUNDWATER (AUGUST 2022)

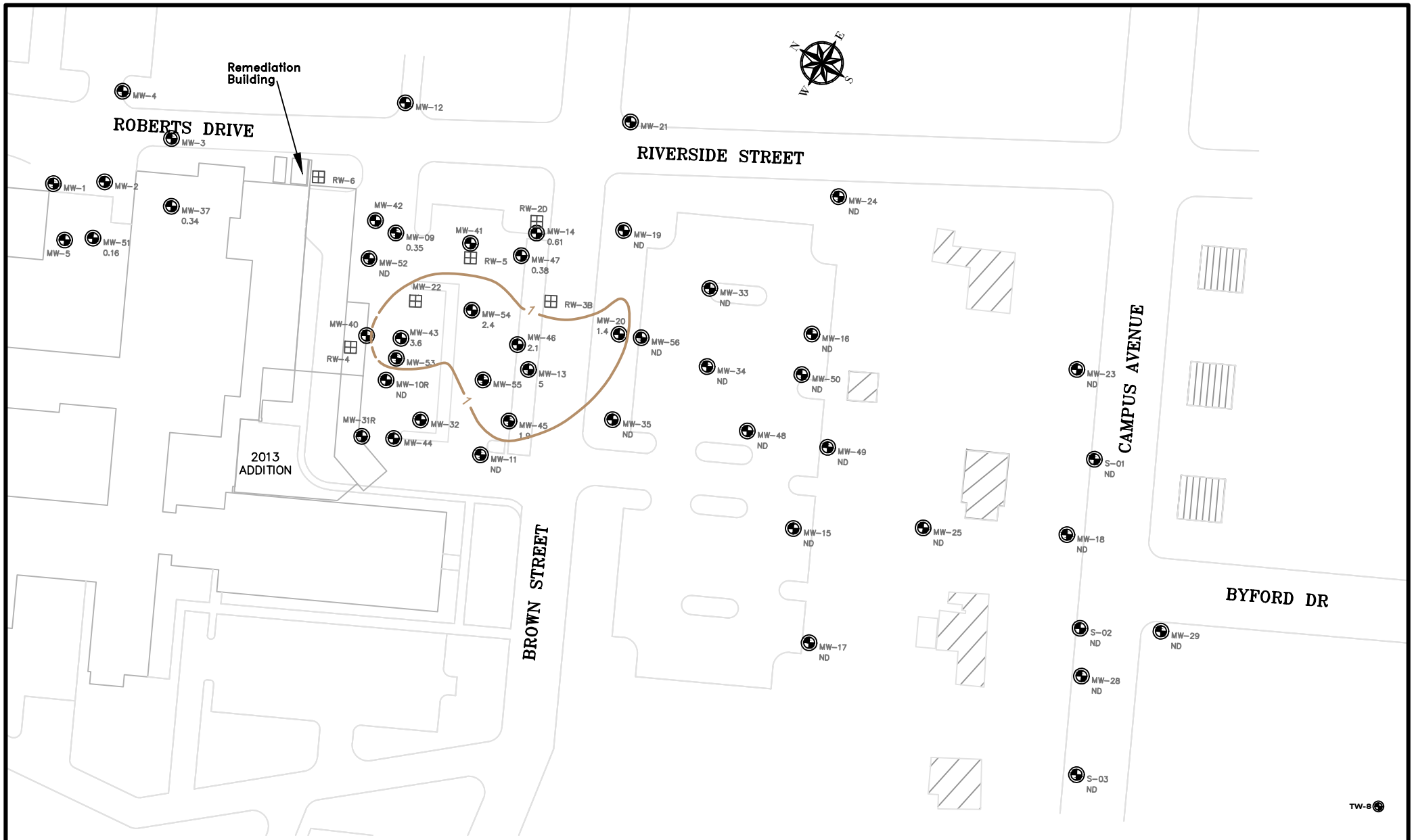

LEGEND

MW-40	MONITORING WELL
RW-3B	RECOVERY WELL
—— 1 ——	TPH–DRO CONCENTRATION CONTOUR (mg/L)
3.4	TPH–DRO CONCENTRATION (mg/L)
ND	NOT DETECTED AT OR ABOVE THE LABORATORY REPORTING LIMIT OF 0.1 mg/L

FIGURE EXCLUDES ABANDONED RECOVERY AND MONITORING WELL LOCATIONS. MONITORING WELL MW–22 IS A RECOVERY WELL.

GANNETT FLEMING

BALTIMORE, MARYLAND

10200 GRAND CENTRAL AVE, SUITE 310, OWINGS MILLS, MD 21117

DESIGNED BY DHK
DRAWN BY KAK
CHECKED BY DHK

CHESTER RIVER HOSPITAL CENTER
QUARTERLY REPORT - Q3 2022

CHESTERTOWN, MD

FIGURE 11
TPH–DRO CONCENTRATIONS IN GROUNDWATER (SEPTEMBER 2022)

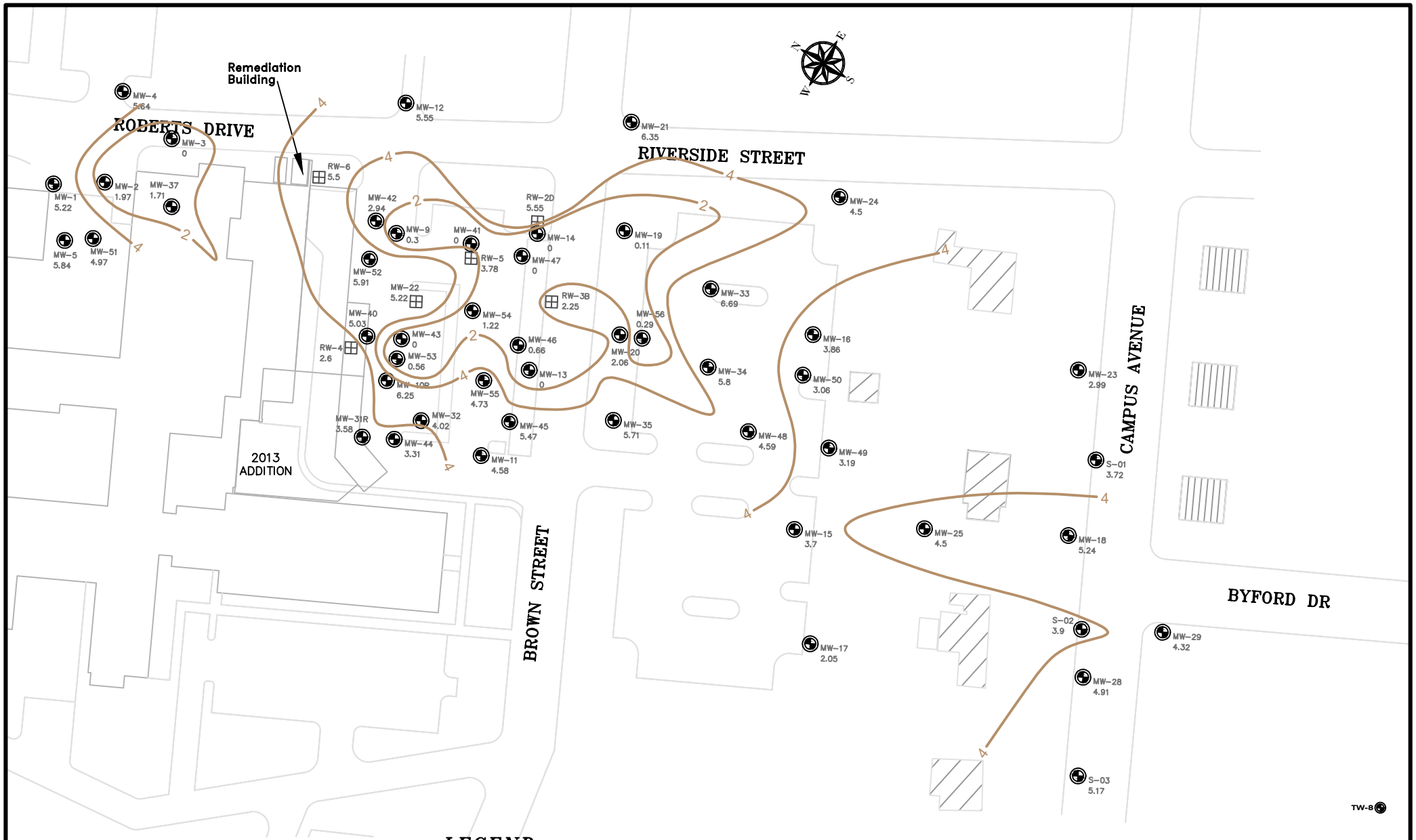

LEGEND

MW-40 MONITORING WELL

RW-3B RECOVERY WELL

—1— DISSOLVED OXYGEN CONCENTRATION CONTOUR (mg/L)

7.1 DISSOLVED OXYGEN CONCENTRATION (mg/L)

80 0 40 80

GRAPHIC SCALE (FEET)

FIGURE EXCLUDES ABANDONED RECOVERY AND MONITORING WELL LOCATIONS. MONITORING WELL MW-22 IS A RECOVERY WELL.

GANNETT FLEMING

BALTIMORE, MARYLAND

10200 GRAND CENTRAL AVE, SUITE 310, OWINGS MILLS, MD 21117

CHESTER RIVER HOSPITAL CENTER
QUARTERLY REPORT - Q3 2022

CHESTERTOWN, MD

DESIGNED BY DHK
DRAWN BY KAK
CHECKED BY DHK

FIGURE 12
DISSOLVED OXYGEN CONCENTRATIONS IN GROUNDWATER (AUGUST 2022)

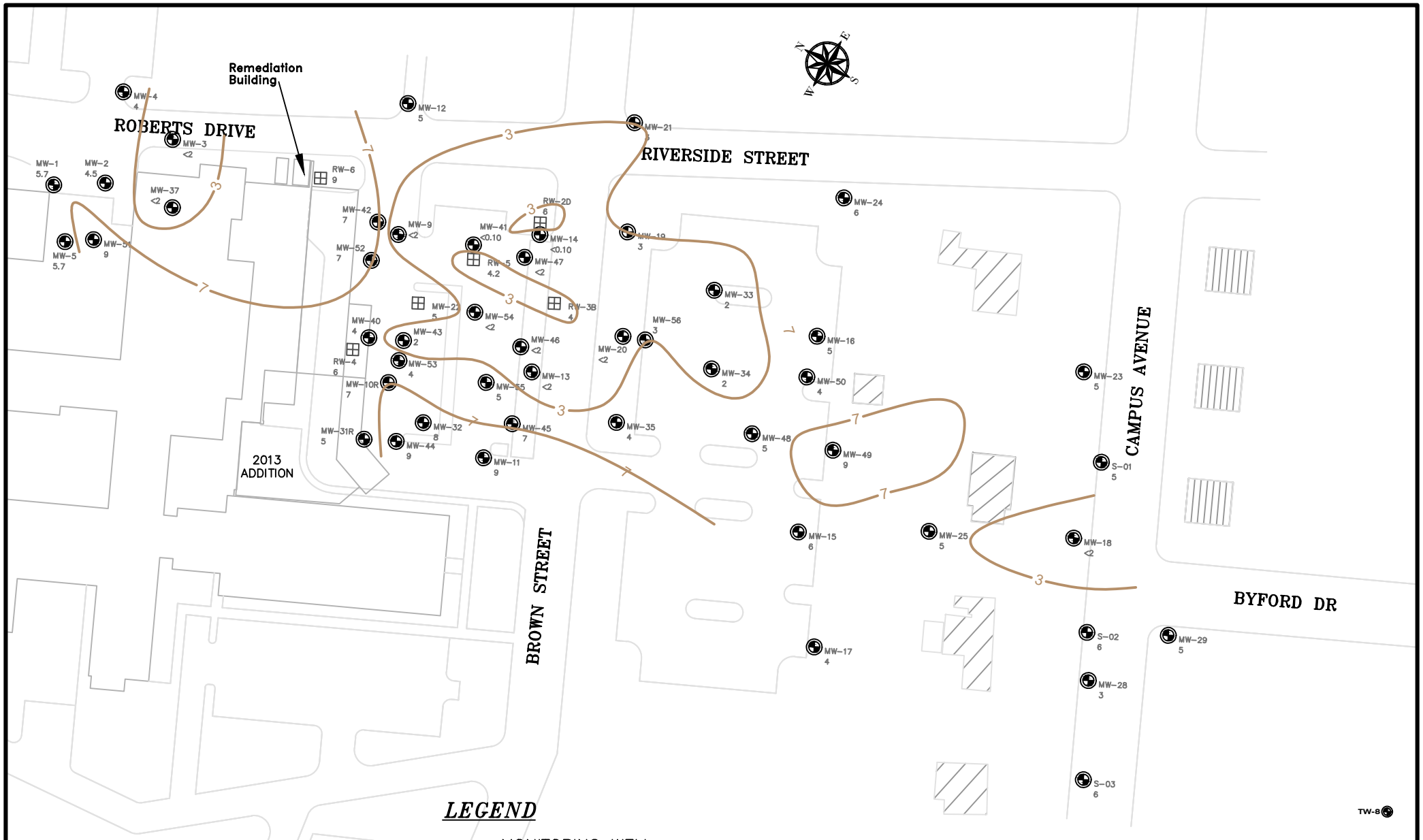

LEGEND

MW-40 MONITORING WELL

RW-3B RECOVERY WELL

—5— NITRATE CONCENTRATION CONTOUR (mg/L, AS NITROGEN)

7.0 NITRATE CONCENTRATION (mg/L, AS NITROGEN)

ND NOT DETECTED AT OR ABOVE THE HACH FIELD TEST KIT DETECTION LIMIT OF 2 mg/L, AS NITROGEN

FIGURE EXCLUDES ABANDONED RECOVERY AND MONITORING WELL LOCATIONS. MONITORING WELL MW-22 IS A RECOVERY WELL.

80 0 40 80

GRAPHIC SCALE (FEET)

GANNETT FLEMING

BALTIMORE, MARYLAND

10200 GRAND CENTRAL AVE, SUITE 310, OWINGS MILLS, MD 21117

CHESTER RIVER HOSPITAL CENTER
QUARTERLY REPORT - Q3 2022

CHESTERTOWN, MD

DESIGNED BY DHK
DRAWN BY KAK
CHECKED BY DHK

FIGURE 13
NITRATE CONCENTRATIONS IN GROUNDWATER (AUGUST 2022)

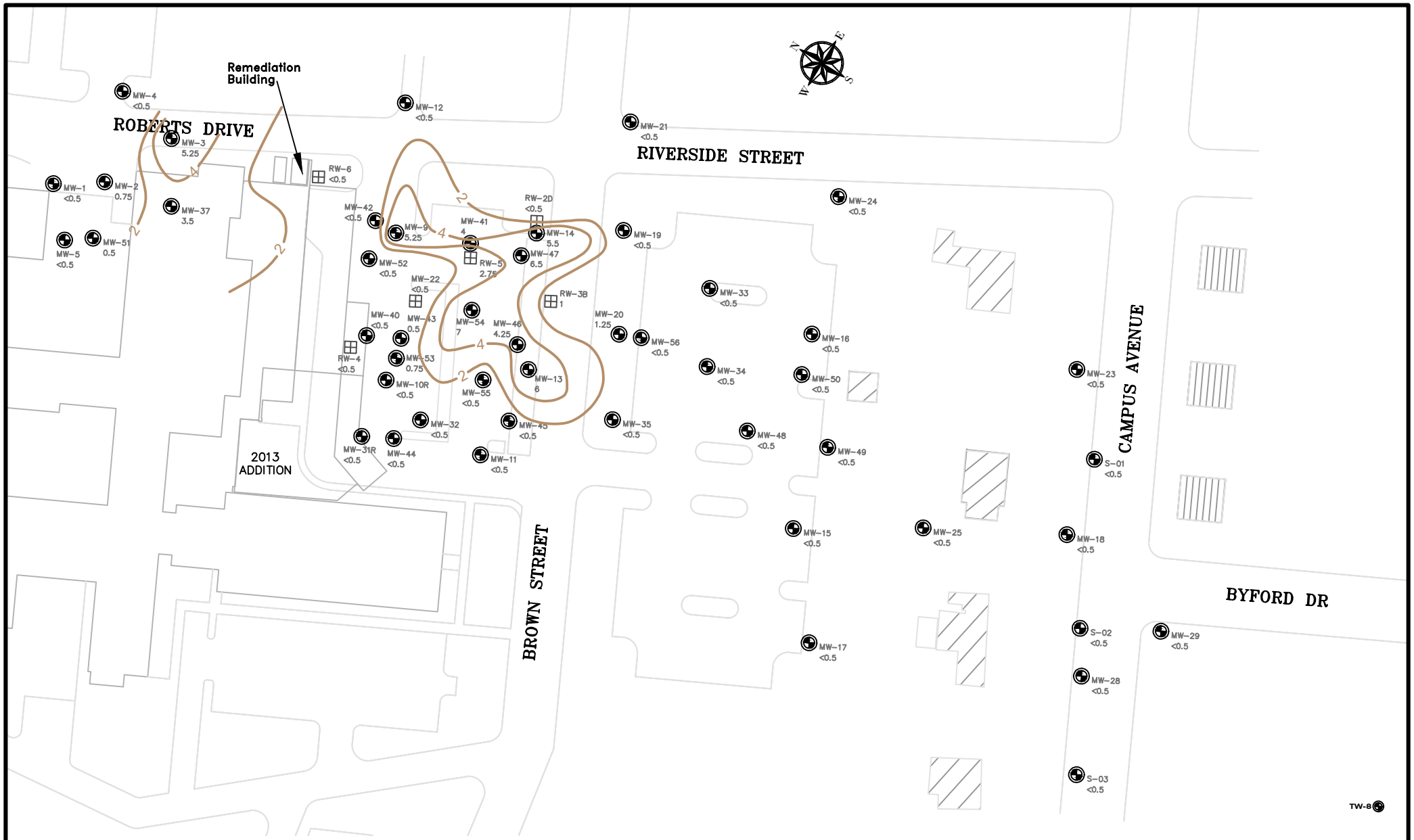

80 0 40 80

GRAPHIC SCALE (FEET)

LEGEND

MW-40	MONITORING WELL
RW-3B	RECOVERY WELL
—4—	SOLUBLE IRON CONCENTRATION CONTOUR (mg/L, FERROUS IRON)
2.25	SOLUBLE IRON CONCENTRATION (mg/L, FERROUS IRON)
ND	NOT DETECTED AT OR ABOVE THE HACH FIELD TEST KIT DETECTION LIMIT OF 0.5 mg/L, FERROUS IRON

FIGURE EXCLUDES ABANDONED RECOVERY AND MONITORING WELL LOCATIONS. MONITORING WELL MW-22 IS A RECOVERY WELL.

GANNETT FLEMING
BALTIMORE, MARYLAND
10200 GRAND CENTRAL AVE, SUITE 310, OWINGS MILLS, MD 21117

CHESTER RIVER HOSPITAL CENTER
QUARTERLY REPORT - Q3 2022
CHESTERTOWN, MD

DESIGNED BY DHK
DRAWN BY KAK
CHECKED BY DHK

FIGURE 14
SOLUBLE IRON CONCENTRATIONS IN GROUNDWATER (AUGUST 2022)

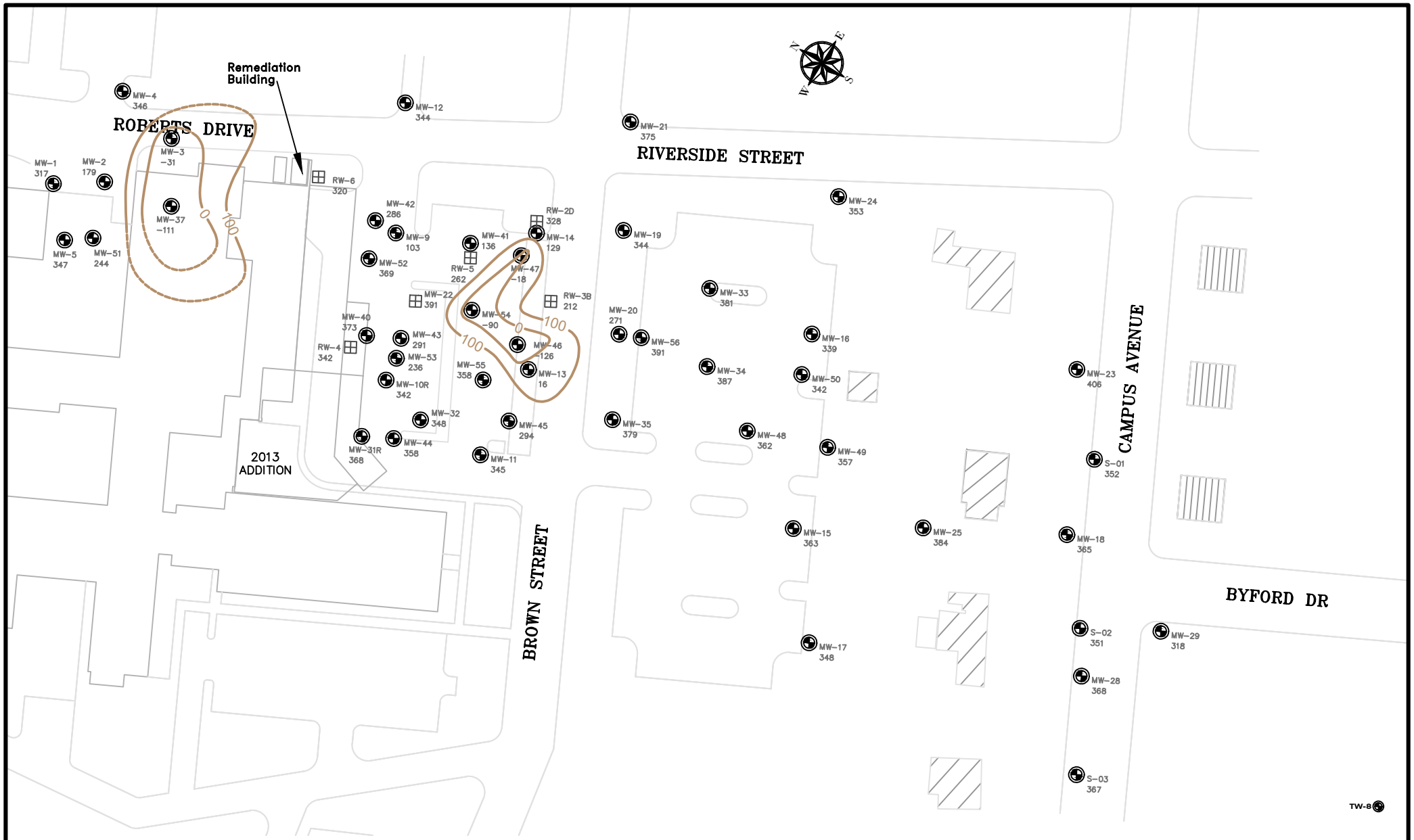

LEGEND

MW-40	MONITORING WELL
RW-3B	RECOVERY WELL
—100—	OXIDATION–REDUCTION POTENTIAL CONCENTRATION CONTOUR (mV, ORP)
275	OXIDATION–REDUCTION POTENTIAL CONCENTRATION (mV, ORP)
NG	WELL NOT GAUGED/INACCESSIBLE

FIGURE EXCLUDES ABANDONED RECOVERY AND MONITORING WELL LOCATIONS. MONITORING WELL MW–22 IS A RECOVERY WELL.

GANNETT FLEMING
BALTIMORE, MARYLAND
10200 GRAND CENTRAL AVE, SUITE 310, OWINGS MILLS, MD 21117

CHESTER RIVER HOSPITAL CENTER
QUARTERLY REPORT - Q3 2022
CHESTERTOWN, MD

DESIGNED BY DHK
DRAWN BY KAK
CHECKED BY DHK

FIGURE 15
OXIDATION-REDUCTION POTENTIAL IN GROUNDWATER (AUGUST 2022)

Tables

Table 1 - Well Gauging Data Summary
3rd Quarter Report - 2022
Chester River Hospital Center
100 Brown Street,
Chestertown, MD 21620

Well No.	Date	Top of Casing Elevation (ft)	Depth to LPH (ft)	Depth to Groundwater (ft)	LPH Thickness (ft)	Corrected Groundwater Elevation (ft msl)	Notes
MW-01	2/12/2020	57.05	-	46.19	0	10.86	
MW-01	3/5/2020	57.05	-	46.26	0	10.79	
MW-01	4/14/2020	57.05	-	45.57	0	11.48	
MW-01	4/16/2020	57.05	-	45.57	0	11.48	
MW-01	5/28/2020	57.05	-	44.69	0	12.36	
MW-01	6/16/2020	57.05	-	45.58	0	11.47	
MW-01	7/14/2020	57.05	-	45.89	0	11.16	
MW-01	7/16/2020	57.05	-	45.89	0	11.16	
MW-01	8/12/2020	57.05	-	46.09	0	10.96	
MW-01	9/24/2020	57.05	-	45.99	0	11.06	
MW-01	10/19/2020	57.05	-	45.96	0	11.09	
MW-01	10/21/2020	57.05	-	45.96	0	11.09	
MW-01	11/13/2020	57.05	-	45.72	0	11.33	
MW-01	12/23/2020	57.05	-	45.60	0	11.45	
MW-01	1/11/2021	57.05	-	45.40	0	11.65	
MW-01	1/13/2021	57.05	-	45.40	0	11.65	
MW-01	2/26/2021	57.05	-	45.10	0	11.95	
MW-01	3/25/2021	57.05	-	44.83	0	12.22	
MW-01	4/26/2021	57.05	-	44.38	0	12.67	
MW-01	4/28/2021	57.05	-	44.38	0	12.67	
MW-01	5/20/2021	57.05	-	44.09	0	12.96	
MW-01	6/10/2021	57.05	-	43.92	0	13.13	
MW-01	7/26/2021	57.05	-	43.72	0	13.33	
MW-01	7/28/2021	57.05	-	43.72	0	13.33	
MW-01	8/19/2021	57.05	-	43.90	0	13.15	
MW-01	9/7/2021	57.05	-	44.02	0	13.03	
MW-01	10/11/2021	57.05	-	44.16	0	12.89	
MW-01	10/13/2021	57.05	-	44.16	0	12.89	
MW-01	11/12/2021	57.05	-	44.19	0	12.86	
MW-01	12/9/2021	57.05	-	44.81	0	12.24	
MW-01	1/21/2022	57.05	-	45.22	0	11.83	
MW-01	2/21/2022	57.05	-	45.32	0	11.73	
MW-01	3/17/2022	57.05	-	45.49	0	11.56	
MW-01	4/22/2022	57.05	-	45.83	0	11.22	
MW-01	4/25/2022	57.05	-	45.71	0	11.34	
MW-01	4/26/2022	57.05	-	45.50	0	11.55	
MW-01	4/27/2022	57.05	-	45.48	0	11.57	
MW-01	4/28/2022	57.05	-	45.40	0	11.65	
MW-01	4/29/2022	57.05	-	45.35	0	11.70	
MW-01	5/4/2022	57.05	-	45.09	0	11.96	
MW-01	5/9/2022	57.05	-	45.07	0	11.98	
MW-01	6/7/2022	57.05	-	44.67	0	12.38	
MW-01	7/13/2022	57.05	-	44.52	0	12.53	
MW-01	8/22/2022	57.05	-	44.49	0	12.56	
MW-01	9/14/2022	57.05	-	44.72	0	12.33	
MW-02	2/12/2020	56.37	-	45.72	0	10.65	
MW-02	3/5/2020	56.37	-	45.78	0	10.59	
MW-02	4/14/2020	56.37	-	45.08	0	11.29	
MW-02	5/28/2020	56.37	-	44.10	0	12.27	
MW-02	6/16/2020	56.37	-	45.09	0	11.28	
MW-02	7/14/2020	56.37	-	45.57	0	10.80	

Table 1 - Well Gauging Data Summary
3rd Quarter Report - 2022
Chester River Hospital Center
100 Brown Street,
Chestertown, MD 21620

Well No.	Date	Top of Casing Elevation (ft)	Depth to LPH (ft)	Depth to Groundwater (ft)	LPH Thickness (ft)	Corrected Groundwater Elevation (ft msl)	Notes
MW-02	8/12/2020	56.37	-	45.59	0	10.78	
MW-02	9/24/2020	56.37	-	45.48	0	10.89	
MW-02	10/19/2020	56.37	-	45.47	0	10.90	
MW-02	11/13/2020	56.37	-	45.20	0	11.17	
MW-02	12/23/2020	56.37	-	45.09	0	11.28	
MW-02	1/11/2021	56.37	-	44.86	0	11.51	
MW-02	2/26/2021	56.37	-	44.61	0	11.76	
MW-02	3/25/2021	56.37	-	44.43	0	11.94	
MW-02	4/26/2021	56.37	-	43.87	0	12.50	
MW-02	5/20/2021	56.37	-	43.55	0	12.82	
MW-02	6/10/2021	56.37	-	43.39	0	12.98	
MW-02	7/26/2021	56.37	-	43.18	0	13.19	
MW-02	8/19/2021	56.37	-	43.37	0	13.00	
MW-02	9/7/2021	56.37	-	43.49	0	12.88	
MW-02	10/11/2021	56.37	-	-	-	-	
MW-02	11/12/2021	56.37	-	43.65	0	12.72	
MW-02	12/9/2021	56.37	-	44.28	0	12.09	
MW-02	1/21/2022	56.37	-	44.72	0	11.65	
MW-02	2/21/2022	56.37	-	44.80	0	11.57	
MW-02	3/17/2022	56.37	-	44.96	0	11.41	
MW-02	4/22/2022	56.37	-	45.32	0	11.05	
MW-02	4/25/2022	56.37	-	45.17	0	11.20	
MW-02	4/26/2022	56.37	-	44.92	0	11.45	
MW-02	4/27/2022	56.37	-	44.90	0	11.47	
MW-02	4/28/2022	56.37	-	44.84	0	11.53	
MW-02	4/29/2022	56.37	-	44.77	0	11.60	
MW-02	5/4/2022	56.37	-	44.51	0	11.86	
MW-02	5/9/2022	56.37	-	44.48	0	11.89	
MW-02	6/7/2022	56.37	-	44.09	0	12.28	
MW-02	7/13/2022	56.37	-	43.95	0	12.42	
MW-02	8/22/2022	56.37	-	43.92	0	12.45	
MW-02	9/14/2022	56.37	-	44.16	0	12.21	
MW-03	2/12/2020	50.55	-	40.35	0	10.20	
MW-03	3/5/2020	50.55	-	40.39	0	10.16	
MW-03	4/14/2020	50.55	-	39.49	0	11.06	
MW-03	5/28/2020	50.55	-	38.44	0	12.11	
MW-03	6/16/2020	50.55	-	39.71	0	10.84	
MW-03	7/14/2020	50.55	-	40.01	0	10.54	
MW-03	8/12/2020	50.55	-	40.20	0	10.35	
MW-03	9/24/2020	50.55	-	40.08	0	10.47	
MW-03	10/19/2020	50.55	-	40.03	0	10.52	
MW-03	11/13/2020	50.55	-	39.80	0	10.75	
MW-03	12/23/2020	50.55	-	39.72	0	10.83	
MW-03	1/11/2021	50.55	-	39.48	0	11.07	
MW-03	2/26/2021	50.55	-	39.29	0	11.26	
MW-03	3/25/2021	50.55	-	38.96	0	11.59	
MW-03	4/26/2021	50.55	-	38.45	0	12.10	
MW-03	5/20/2021	50.55	-	38.13	0	12.42	
MW-03	6/10/2021	50.55	-	37.95	0	12.60	
MW-03	7/26/2021	50.55	-	37.71	0	12.84	
MW-03	8/19/2021	50.55	-	37.91	0	12.64	

Table 1 - Well Gauging Data Summary
3rd Quarter Report - 2022
Chester River Hospital Center
100 Brown Street,
Chestertown, MD 21620

Well No.	Date	Top of Casing Elevation (ft)	Depth to LPH (ft)	Depth to Groundwater (ft)	LPH Thickness (ft)	Corrected Groundwater Elevation (ft msl)	Notes
MW-03	9/7/2021	50.55	-	38.00	0	12.55	
MW-03	10/11/2021	50.55	-	38.14	0	12.41	
MW-03	11/12/2021	50.55	-	38.05	0	12.50	
MW-03	12/9/2021	50.55	-	38.90	0	11.65	
MW-03	1/21/2022	50.55	-	39.33	0	11.22	
MW-03	2/21/2022	50.55	-	39.35	0	11.20	
MW-03	3/17/2022	50.55	-	39.51	0	11.04	
MW-03	4/22/2022	50.55	-	39.89	0	10.66	
MW-03	4/25/2022	50.55	-	39.66	0	10.89	
MW-03	4/26/2022	50.55	-	39.36	0	11.19	
MW-03	4/27/2022	50.55	-	39.30	0	11.25	
MW-03	4/28/2022	50.55	-	39.23	0	11.32	
MW-03	4/29/2022	50.55	-	39.16	0	11.39	
MW-03	5/4/2022	50.55	-	38.89	0	11.66	
MW-03	5/9/2022	50.55	-	38.85	0	11.70	
MW-03	6/7/2022	50.55	-	38.45	0	12.10	
MW-03	7/13/2022	50.55	-	38.30	0	12.25	
MW-03	8/22/2022	50.55	-	38.29	0	12.26	
MW-03	9/14/2022	50.55	-	38.52	0	12.03	
MW-04	2/12/2020	53.40	-	42.80	0	10.60	
MW-04	3/5/2020	53.40	-	42.87	0	10.53	
MW-04	4/14/2020	53.40	-	42.09	0	11.31	
MW-04	5/28/2020	53.40	-	41.20	0	12.20	
MW-04	6/16/2020	53.40	-	42.18	0	11.22	
MW-04	7/14/2020	53.40	-	42.49	0	10.91	
MW-04	8/12/2020	53.40	-	42.70	0	10.70	
MW-04	9/24/2020	53.40	-	42.57	0	10.83	
MW-04	10/19/2020	53.40	-	42.53	0	10.87	
MW-04	11/13/2020	53.40	-	42.34	0	11.06	
MW-04	12/23/2020	53.40	-	42.22	0	11.18	
MW-04	1/11/2021	53.40	-	41.96	0	11.44	
MW-04	2/26/2021	53.40	-	41.75	0	11.65	
MW-04	3/25/2021	53.40	-	41.47	0	11.93	
MW-04	4/26/2021	53.40	-	40.49	0	12.91	
MW-04	5/20/2021	53.40	-	40.69	0	12.71	
MW-04	6/10/2021	53.40	-	40.54	0	12.86	
MW-04	7/26/2021	53.40	-	40.32	0	13.08	
MW-04	8/19/2021	53.40	-	40.50	0	12.90	
MW-04	9/7/2021	53.40	-	40.61	0	12.79	
MW-04	10/11/2021	53.40	-	40.72	0	12.68	
MW-04	11/12/2021	53.40	-	40.78	0	12.62	
MW-04	12/9/2021	53.40	-	41.41	0	11.99	
MW-04	1/21/2022	53.40	-	41.84	0	11.56	
MW-04	2/21/2022	53.40	-	41.90	0	11.50	
MW-04	3/17/2022	53.40	-	42.06	0	11.34	
MW-04	4/22/2022	53.40	-	42.39	0	11.01	
MW-04	4/25/2022	53.40	-	42.29	0	11.11	
MW-04	4/26/2022	53.40	-	42.03	0	11.37	
MW-04	4/27/2022	53.40	-	41.98	0	11.42	
MW-04	4/28/2022	53.40	-	41.93	0	11.47	
MW-04	4/29/2022	53.40	-	41.86	0	11.54	

Table 1 - Well Gauging Data Summary
3rd Quarter Report - 2022
Chester River Hospital Center
100 Brown Street,
Chestertown, MD 21620

Well No.	Date	Top of Casing Elevation (ft)	Depth to LPH (ft)	Depth to Groundwater (ft)	LPH Thickness (ft)	Corrected Groundwater Elevation (ft msl)	Notes
MW-04	5/4/2022	53.40	-	41.62	0	11.78	
MW-04	5/9/2022	53.40	-	41.56	0	11.84	
MW-04	6/7/2022	53.40	-	41.18	0	12.22	
MW-04	7/13/2022	53.40	-	41.03	0	12.37	
MW-04	8/22/2022	53.40	-	41.02	0	12.38	
MW-04	9/14/2022	53.40	-	41.29	0	12.11	
MW-05	2/12/2020	61.08	-	50.23	0	10.85	
MW-05	3/5/2020	61.08	-	50.28	0	10.80	
MW-05	4/14/2020	61.08	-	49.55	0	11.53	
MW-05	5/28/2020	61.08	-	48.69	0	12.39	
MW-05	6/16/2020	61.08	-	49.61	0	11.47	
MW-05	7/14/2020	61.08	-	49.89	0	11.19	
MW-05	8/12/2020	61.08	-	50.10	0	10.98	
MW-05	9/24/2020	61.08	-	50.03	0	11.05	
MW-05	10/19/2020	61.08	-	50.00	0	11.08	
MW-05	11/13/2020	61.08	-	49.76	0	11.32	
MW-05	12/23/2020	61.08	-	49.60	0	11.48	
MW-05	1/11/2021	61.08	-	49.45	0	11.63	
MW-05	2/26/2021	61.08	-	49.15	0	11.93	
MW-05	3/25/2021	61.08	-	48.90	0	12.18	
MW-05	4/26/2021	61.08	-	48.40	0	12.68	
MW-05	5/20/2021	61.08	-	48.05	0	13.03	
MW-05	6/10/2021	61.08	-	47.90	0	13.18	
MW-05	7/26/2021	61.08	-	47.73	0	13.35	
MW-05	8/19/2021	61.08	-	47.90	0	13.18	
MW-05	9/7/2021	61.08	-	48.02	0	13.06	
MW-05	10/11/2021	61.08	-	-	-	-	
MW-05	11/12/2021	61.08	-	48.20	0	12.88	
MW-05	12/9/2021	61.08	-	48.41	0	12.67	
MW-05	1/21/2022	61.08	-	49.23	0	11.85	
MW-05	2/21/2022	61.08	-	49.30	0	11.78	
MW-05	3/17/2022	61.08	-	49.49	0	11.59	
MW-05	4/22/2022	61.08	-	49.85	0	11.23	
MW-05	4/25/2022	61.08	-	49.75	0	11.33	
MW-05	4/26/2022	61.08	-	49.48	0	11.60	
MW-05	4/27/2022	61.08	-	49.47	0	11.61	
MW-05	4/28/2022	61.08	-	49.40	0	11.68	
MW-05	4/29/2022	61.08	-	49.35	0	11.73	
MW-05	5/4/2022	61.08	-	49.07	0	12.01	
MW-05	5/9/2022	61.08	-	49.05	0	12.03	
MW-05	6/7/2022	61.08	-	48.66	0	12.42	
MW-05	7/13/2022	61.08	-	48.51	0	12.57	
MW-05	8/22/2022	61.08	-	48.51	0	12.57	
MW-05	9/14/2022	61.08	-	48.72	0	12.36	
MW-09	2/12/2020	46.60	-	37.91	0	8.69	
MW-09	3/5/2020	46.60	-	37.87	0	8.73	
MW-09	4/14/2020	46.60	-	36.58	0	10.02	
MW-09	5/28/2020	46.60	-	34.98	0	11.62	
MW-09	6/16/2020	46.60	-	37.05	0	9.55	
MW-09	7/14/2020	46.60	-	37.57	0	9.03	

Table 1 - Well Gauging Data Summary
3rd Quarter Report - 2022
Chester River Hospital Center
100 Brown Street,
Chestertown, MD 21620

Well No.	Date	Top of Casing Elevation (ft)	Depth to LPH (ft)	Depth to Groundwater (ft)	LPH Thickness (ft)	Corrected Groundwater Elevation (ft msl)	Notes
MW-09	8/12/2020	46.60	-	37.66	0	8.94	
MW-09	9/24/2020	46.60	-	37.62	0	8.98	
MW-09	10/19/2020	46.60	-	37.36	0	9.24	
MW-09	11/13/2020	46.60	-	37.29	0	9.31	
MW-09	12/23/2020	46.60	-	37.28	0	9.32	
MW-09	1/11/2021	46.60	-	37.01	0	9.59	
MW-09	2/26/2021	46.60	-	36.84	0	9.76	
MW-09	3/25/2021	46.60	-	36.48	0	10.12	
MW-09	4/26/2021	46.60	-	35.78	0	10.82	
MW-09	5/20/2021	46.60	-	35.35	0	11.25	
MW-09	6/10/2021	46.60	-	35.24	0	11.36	
MW-09	7/26/2021	46.60	-	34.80	0	11.80	
MW-09	8/19/2021	46.60	-	35.16	0	11.44	
MW-09	9/7/2021	46.60	-	35.11	0	11.49	
MW-09	10/11/2021	46.60	-	35.15	0	11.45	
MW-09	11/12/2021	46.60	-	35.02	0	11.58	
MW-09	12/9/2021	46.60	-	36.41	0	10.19	
MW-09	1/21/2022	46.60	-	36.72	0	9.88	
MW-09	2/21/2022	46.60	-	36.54	0	10.06	
MW-09	3/17/2022	46.60	-	36.73	0	9.87	
MW-09	4/22/2022	46.60	-	37.36	0	9.24	
MW-09	4/25/2022	46.60	-	36.51	0	10.09	
MW-09	4/26/2022	46.60	-	36.04	0	10.56	
MW-09	4/27/2022	46.60	-	35.97	0	10.63	
MW-09	4/28/2022	46.60	-	35.85	0	10.75	
MW-09	4/29/2022	46.60	-	35.76	0	10.84	
MW-09	5/4/2022	46.60	-	35.45	0	11.15	
MW-09	5/9/2022	46.60	-	35.21	0	11.39	
MW-09	6/7/2022	46.60	-	34.94	0	11.66	
MW-09	7/13/2022	46.60	-	34.82	0	11.78	
MW-09	8/22/2022	46.60	-	34.87	0	11.73	
MW-09	9/14/2022	46.60	-	35.05	0	11.55	
MW-10R	2/12/2020	48.70	-	40.19	0	8.51	
MW-10R	3/5/2020	48.70	-	40.19	0	8.51	
MW-10R	4/14/2020	48.70	-	38.98	0	9.72	
MW-10R	5/28/2020	48.70	-	37.13	0	11.57	
MW-10R	6/16/2020	48.70	-	39.56	0	9.14	
MW-10R	7/14/2020	48.70	-	39.82	0	8.88	
MW-10R	8/12/2020	48.70	-	40.02	0	8.68	
MW-10R	9/24/2020	48.70	-	39.77	0	8.93	
MW-10R	10/19/2020	48.70	-	39.59	0	9.11	
MW-10R	11/13/2020	48.70	-	35.41	0	13.29	
MW-10R	12/23/2020	48.70	-	39.25	0	9.45	
MW-10R	1/11/2021	48.70	-	38.92	0	9.78	
MW-10R	2/26/2021	48.70	-	38.69	0	10.01	
MW-10R	3/25/2021	48.70	-	38.22	0	10.48	
MW-10R	4/26/2021	48.70	-	37.47	0	11.23	
MW-10R	5/20/2021	48.70	-	37.15	0	11.55	
MW-10R	6/10/2021	48.70	-	37.00	0	11.70	
MW-10R	7/26/2021	48.70	-	36.70	0	12.00	
MW-10R	8/19/2021	48.70	-	36.98	0	11.72	

Table 1 - Well Gauging Data Summary
3rd Quarter Report - 2022
Chester River Hospital Center
100 Brown Street,
Chestertown, MD 21620

Well No.	Date	Top of Casing Elevation (ft)	Depth to LPH (ft)	Depth to Groundwater (ft)	LPH Thickness (ft)	Corrected Groundwater Elevation (ft msl)	Notes
MW-10R	9/7/2021	48.70	-	36.99	0	11.71	
MW-10R	10/11/2021	48.70	-	37.07	0	11.63	
MW-10R	11/12/2021	48.70	-	37.08	0	11.62	
MW-10R	12/9/2021	48.70	-	38.17	0	10.53	
MW-10R	1/21/2022	48.70	-	38.48	0	10.22	
MW-10R	2/21/2022	48.70	-	38.21	0	10.49	
MW-10R	3/17/2022	48.70	-	39.05	0	9.65	
MW-10R	4/22/2022	48.70	-	39.57	0	9.13	
MW-10R	4/25/2022	48.70	-	38.57	0	10.13	
MW-10R	4/26/2022	48.70	-	38.13	0	10.57	
MW-10R	4/27/2022	48.70	-	38.06	0	10.64	
MW-10R	4/28/2022	48.70	-	37.98	0	10.72	
MW-10R	4/29/2022	48.70	-	37.88	0	10.82	
MW-10R	5/4/2022	48.70	-	37.58	0	11.12	
MW-10R	5/9/2022	48.70	-	37.52	0	11.18	
MW-10R	6/7/2022	48.70	-	37.08	0	11.62	
MW-10R	7/13/2022	48.70	-	36.95	0	11.75	
MW-10R	8/22/2022	48.70	-	36.99	0	11.71	
MW-10R	9/14/2022	48.70	-	37.24	0	11.46	
MW-11	2/12/2020	41.49	-	32.68	0	8.81	
MW-11	3/5/2020	41.49	-	32.75	0	8.74	
MW-11	4/14/2020	41.49	-	31.54	0	9.95	
MW-11	5/28/2020	41.49	-	30.32	0	11.17	
MW-11	6/16/2020	41.49	-	32.03	0	9.46	
MW-11	7/14/2020	41.49	-	32.36	0	9.13	
MW-11	8/12/2020	41.49	-	32.60	0	8.89	
MW-11	9/24/2020	41.49	-	32.45	0	9.04	
MW-11	10/19/2020	41.49	-	32.27	0	9.22	
MW-11	11/13/2020	41.49	-	32.17	0	9.32	
MW-11	12/23/2020	41.49	-	32.03	0	9.46	
MW-11	1/11/2021	41.49	-	31.79	0	9.70	
MW-11	2/26/2021	41.49	-	31.53	0	9.96	
MW-11	3/25/2021	41.49	-	31.20	0	10.29	
MW-11	4/26/2021	41.49	-	30.55	0	10.94	
MW-11	5/20/2021	41.49	-	30.20	0	11.29	
MW-11	6/10/2021	41.49	-	30.08	0	11.41	
MW-11	7/26/2021	41.49	-	29.75	0	11.74	
MW-11	8/19/2021	41.49	-	29.99	0	11.50	
MW-11	9/7/2021	41.49	-	30.05	0	11.44	
MW-11	10/11/2021	41.49	-	30.15	0	11.34	
MW-11	11/12/2021	41.49	-	30.14	0	11.35	
MW-11	12/9/2021	41.49	-	31.10	0	10.39	
MW-11	1/21/2022	41.49	-	31.47	0	10.02	
MW-11	2/21/2022	41.49	-	31.40	0	10.09	
MW-11	3/17/2022	41.49	-	31.73	0	9.76	
MW-11	4/22/2022	41.49	-	32.27	0	9.22	
MW-11	4/25/2022	41.49	-	31.75	0	9.74	
MW-11	4/26/2022	41.49	-	31.37	0	10.12	
MW-11	4/27/2022	41.49	-	31.31	0	10.18	
MW-11	4/28/2022	41.49	-	31.20	0	10.29	
MW-11	4/29/2022	41.49	-	31.11	0	10.38	

Table 1 - Well Gauging Data Summary
3rd Quarter Report - 2022
Chester River Hospital Center
100 Brown Street,
Chestertown, MD 21620

Well No.	Date	Top of Casing Elevation (ft)	Depth to LPH (ft)	Depth to Groundwater (ft)	LPH Thickness (ft)	Corrected Groundwater Elevation (ft msl)	Notes
MW-11	5/4/2022	41.49	-	30.79	0	10.70	
MW-11	5/9/2022	41.49	-	30.78	0	10.71	
MW-11	6/7/2022	41.49	-	30.28	0	11.21	
MW-11	7/13/2022	41.49	-	30.16	0	11.33	
MW-11	8/22/2022	41.49	-	30.24	0	11.25	
MW-11	9/14/2022	41.49	-	30.51	0	10.98	
MW-12	2/12/2020	43.46	-	35.05	0	8.41	
MW-12	3/5/2020	43.46	-	35.09	0	8.37	
MW-12	4/14/2020	43.46	-	33.96	0	9.50	
MW-12	5/28/2020	43.46	-	32.89	0	10.57	
MW-12	6/16/2020	43.46	-	34.38	0	9.08	
MW-12	7/14/2020	43.46	-	34.70	0	8.76	
MW-12	8/12/2020	43.46	-	34.93	0	8.53	
MW-12	9/24/2020	43.46	-	34.82	0	8.64	
MW-12	10/19/2020	43.46	-	34.79	0	8.67	
MW-12	11/13/2020	43.46	-	34.51	0	8.95	
MW-12	12/23/2020	43.46	-	34.47	0	8.99	
MW-12	1/11/2021	43.46	-	34.22	0	9.24	
MW-12	2/26/2021	43.46	-	34.05	0	9.41	
MW-12	3/25/2021	43.46	-	33.73	0	9.73	
MW-12	4/26/2021	43.46	-	33.18	0	10.28	
MW-12	5/20/2021	43.46	-	32.82	0	10.64	
MW-12	6/10/2021	43.46	-	32.67	0	10.79	
MW-12	7/26/2021	43.46	-	32.38	0	11.08	
MW-12	8/19/2021	43.46	-	32.64	0	10.82	
MW-12	9/7/2021	43.46	-	32.66	0	10.80	
MW-12	10/11/2021	43.46	-	32.71	0	10.75	
MW-12	11/12/2021	43.46	-	32.72	0	10.74	
MW-12	12/9/2021	43.46	-	33.59	0	9.87	
MW-12	1/21/2022	43.46	-	34.02	0	9.44	
MW-12	2/21/2022	43.46	-	33.98	0	9.48	
MW-12	3/17/2022	43.46	-	34.12	0	9.34	
MW-12	4/22/2022	43.46	-	34.50	0	8.96	
MW-12	4/25/2022	43.46	-	34.20	0	9.26	
MW-12	4/26/2022	43.46	-	33.86	0	9.60	
MW-12	4/27/2022	43.46	-	33.80	0	9.66	
MW-12	4/28/2022	43.46	-	33.71	0	9.75	
MW-12	4/29/2022	43.46	-	33.64	0	9.82	
MW-12	5/4/2022	43.46	-	33.32	0	10.14	
MW-12	5/9/2022	43.46	-	33.24	0	10.22	
MW-12	6/7/2022	43.46	-	32.82	0	10.64	
MW-12	7/13/2022	43.46	-	32.72	0	10.74	
MW-12	8/22/2022	43.46	-	32.74	0	10.72	
MW-12	9/14/2022	43.46	-	33.00	0	10.46	
MW-13	2/12/2020	41.70	-	33.72	0	7.98	
MW-13	3/5/2020	41.70	-	33.68	0	8.02	
MW-13	4/14/2020	41.70	-	32.23	0	9.47	
MW-13	5/28/2020	41.70	-	30.42	0	11.28	
MW-13	6/16/2020	41.70	-	33.03	0	8.67	
MW-13	7/14/2020	41.70	-	33.32	0	8.38	

Table 1 - Well Gauging Data Summary
3rd Quarter Report - 2022
Chester River Hospital Center
100 Brown Street,
Chestertown, MD 21620

Well No.	Date	Top of Casing Elevation (ft)	Depth to LPH (ft)	Depth to Groundwater (ft)	LPH Thickness (ft)	Corrected Groundwater Elevation (ft msl)	Notes
MW-13	8/12/2020	41.70	-	33.56	0	8.14	
MW-13	9/24/2020	41.70	-	33.39	0	8.31	
MW-13	10/19/2020	41.70	-	33.27	0	8.43	
MW-13	11/13/2020	41.70	-				
MW-13	12/23/2020	41.70	-	33.05	0	8.65	
MW-13	1/11/2021	41.70	-	32.75	0	8.95	
MW-13	2/26/2021	41.70	-	32.55	0	9.15	
MW-13	3/25/2021	41.70	-	32.16	0	9.54	
MW-13	4/26/2021	41.70	-	31.42	0	10.28	
MW-13	5/20/2021	41.70	-	31.06	0	10.64	
MW-13	6/10/2021	41.70	-	30.94	0	10.76	
MW-13	7/26/2021	41.70	-	30.45	0	11.25	
MW-13	8/19/2021	41.70	-	30.73	0	10.97	
MW-13	9/7/2021	41.70	-	30.71	0	10.99	
MW-13	10/11/2021	41.70	-	30.77	0	10.93	
MW-13	11/12/2021	41.70	-	30.70	0	11.00	
MW-13	12/9/2021	41.70	-	32.09	0	9.61	
MW-13	1/21/2022	41.70	-	32.42	0	9.28	
MW-13	2/21/2022	41.70	-	32.26	0	9.44	
MW-13	3/17/2022	41.70	-	32.56	0	9.14	
MW-13	4/22/2022	41.70	-	33.05	0	8.65	
MW-13	4/25/2022	41.70	-	32.30	0	9.40	
MW-13	4/26/2022	41.70	-	31.83	0	9.87	
MW-13	4/27/2022	41.70	-	31.74	0	9.96	
MW-13	4/28/2022	41.70	-	31.69	0	10.01	
MW-13	4/29/2022	41.70	-	31.52	0	10.18	
MW-13	5/4/2022	41.70	-	31.19	0	10.51	
MW-13	5/9/2022	41.70	-	31.20	0	10.50	
MW-13	6/7/2022	41.70	-	30.68	0	11.02	
MW-13	7/13/2022	41.70	-	30.59	0	11.11	
MW-13	8/22/2022	41.70	-	30.65	0	11.05	
MW-13	9/14/2022	41.70	-	30.99	0	10.71	
MW-14	2/12/2020	41.38	-	33.52	0	7.86	
MW-14	3/5/2020	41.38	-	33.43	0	7.95	
MW-14	4/14/2020	41.38	-	32.79	0	8.59	
MW-14	5/28/2020	41.38	-	29.88	0	11.50	
MW-14	6/16/2020	41.38	-	32.96	0	8.42	
MW-14	7/14/2020	41.38	-	33.37	0	8.01	
MW-14	8/12/2020	41.38	-	33.60	0	7.78	
MW-14	9/24/2020	41.38	-	33.42	0	7.96	
MW-14	10/19/2020	41.38	-	33.08	0	8.30	
MW-14	11/13/2020	41.38	-	33.10	0	8.28	
MW-14	12/23/2020	41.38	-	33.36	0	8.02	
MW-14	1/11/2021	41.38	-	33.12	0	8.26	
MW-14	2/26/2021	41.38	-	32.90	0	8.48	
MW-14	3/25/2021	41.38	-	32.62	0	8.76	
MW-14	4/26/2021	41.38	-	32.12	0	9.26	
MW-14	5/20/2021	41.38	-	31.90	0	9.48	
MW-14	6/10/2021	41.38	-	31.67	0	9.71	
MW-14	7/26/2021	41.38	-	31.43	0	9.95	
MW-14	8/19/2021	41.38	-	31.53	0	9.85	

Table 1 - Well Gauging Data Summary
3rd Quarter Report - 2022
Chester River Hospital Center
100 Brown Street,
Chestertown, MD 21620

Well No.	Date	Top of Casing Elevation (ft)	Depth to LPH (ft)	Depth to Groundwater (ft)	LPH Thickness (ft)	Corrected Groundwater Elevation (ft msl)	Notes
MW-14	9/7/2021	41.38	-	31.28	0	10.10	
MW-14	10/11/2021	41.38	-	31.15	0	10.23	
MW-14	11/12/2021	41.38	-	31.08	0	10.30	
MW-14	12/9/2021	41.38	-	32.41	0	8.97	
MW-14	1/21/2022	41.38	-	32.49	0	8.89	
MW-14	2/21/2022	41.38	-	32.38	0	9.00	
MW-14	3/17/2022	41.38	-	32.52	0	8.86	
MW-14	4/22/2022	41.38	-	32.75	0	8.63	
MW-14	4/25/2022	41.38	-	31.39	0	9.99	
MW-14	4/26/2022	41.38	-	30.97	0	10.41	
MW-14	4/27/2022	41.38	-	30.91	0	10.47	
MW-14	4/28/2022	41.38	-	30.85	0	10.53	
MW-14	4/29/2022	41.38	-	30.75	0	10.63	
MW-14	5/4/2022	41.38	-	30.41	0	10.97	
MW-14	5/9/2022	41.38	-	30.37	0	11.01	
MW-14	6/7/2022	41.38	-	29.87	0	11.51	
MW-14	7/13/2022	41.38	-	29.72	0	11.66	
MW-14	8/22/2022	41.38	-	29.81	0	11.57	
MW-14	9/14/2022	41.38	-	30.09	0	11.29	
MW-15	2/12/2020	35.01	-	26.42	0	8.59	
MW-15	3/5/2020	35.01	-	26.46	0	8.55	
MW-15	4/14/2020	35.01	-	25.68	0	9.33	
MW-15	5/28/2020	35.01	-	24.73	0	10.28	
MW-15	6/16/2020	35.01	-	25.65	0	9.36	
MW-15	7/14/2020	35.01	-	26.04	0	8.97	
MW-15	8/12/2020	35.01	-	26.33	0	8.68	
MW-15	9/24/2020	35.01	-	26.23	0	8.78	
MW-15	10/19/2020	35.01	-	26.18	0	8.83	
MW-15	11/13/2020	35.01	-	25.94	0	9.07	
MW-15	12/23/2020	35.01	-	25.74	0	9.27	
MW-15	1/11/2021	35.01	-	25.56	0	9.45	
MW-15	2/26/2021	35.01	-	25.35	0	9.66	
MW-15	3/25/2021	35.01	-	25.04	0	9.97	
MW-15	4/26/2021	35.01	-	24.53	0	10.48	
MW-15	5/20/2021	35.01	-	24.26	0	10.75	
MW-15	6/10/2021	35.01	-	24.18	0	10.83	
MW-15	7/26/2021	35.01	-	23.98	0	11.03	
MW-15	8/19/2021	35.01	-	24.23	0	10.78	
MW-15	9/7/2021	35.01	-	24.35	0	10.66	
MW-15	10/11/2021	35.01	-	24.44	0	10.57	
MW-15	11/12/2021	35.01	-	24.44	0	10.57	
MW-15	12/9/2021	35.01	-	25.06	0	9.95	
MW-15	1/21/2022	35.01	-	25.48	0	9.53	
MW-15	2/21/2022	35.01	-	25.51	0	9.50	
MW-15	3/17/2022	35.01	-	25.63	0	9.38	
MW-15	4/22/2022	35.01	-	25.92	0	9.09	
MW-15	4/25/2022	35.01	-	25.85	0	9.16	
MW-15	4/26/2022	35.01	-	25.63	0	9.38	
MW-15	4/27/2022	35.01	-	25.59	0	9.42	
MW-15	4/28/2022	35.01	-	25.55	0	9.46	
MW-15	4/29/2022	35.01	-	25.45	0	9.56	

Table 1 - Well Gauging Data Summary
3rd Quarter Report - 2022
Chester River Hospital Center
100 Brown Street,
Chestertown, MD 21620

Well No.	Date	Top of Casing Elevation (ft)	Depth to LPH (ft)	Depth to Groundwater (ft)	LPH Thickness (ft)	Corrected Groundwater Elevation (ft msl)	Notes
MW-15	5/4/2022	35.01	-	25.18	0	9.83	
MW-15	5/9/2022	35.01	-	25.18	0	9.83	
MW-15	6/7/2022	35.01	-	24.70	0	10.31	
MW-15	7/13/2022	35.01	-	-	-	-	Obstructed
MW-15	8/22/2022	35.01	-	24.79	0	10.22	
MW-15	9/14/2022	35.01	-	25.13	0	9.88	
MW-16	2/12/2020	35.55	-	27.25	0	8.30	
MW-16	3/5/2020	35.55	-	27.28	0	8.27	
MW-16	4/14/2020	35.55	-	26.32	0	9.23	
MW-16	5/28/2020	35.55	-	25.35	0	10.20	
MW-16	6/16/2020	35.55	-	26.50	0	9.05	
MW-16	7/14/2020	35.55	-	26.88	0	8.67	
MW-16	8/12/2020	35.55	-	27.16	0	8.39	
MW-16	9/24/2020	35.55	-	27.08	0	8.47	
MW-16	10/19/2020	35.55	-	27.05	0	8.50	
MW-16	11/13/2020	35.55	-	26.78	0	8.77	
MW-16	12/23/2020	35.55	-	26.65	0	8.90	
MW-16	1/11/2021	35.55	-	26.47	0	9.08	
MW-16	2/26/2021	35.55	-	26.25	0	9.30	
MW-16	3/25/2021	35.55	-	25.93	0	9.62	
MW-16	4/26/2021	35.55	-	25.39	0	10.16	
MW-16	5/20/2021	35.55	-	25.10	0	10.45	
MW-16	6/10/2021	35.55	-	25.02	0	10.53	
MW-16	7/26/2021	35.55	-	24.75	0	10.80	
MW-16	8/19/2021	35.55	-	25.00	0	10.55	
MW-16	9/7/2021	35.55	-	25.08	0	10.47	
MW-16	10/11/2021	35.55	-	25.15	0	10.40	
MW-16	11/12/2021	35.55	-	25.15	0	10.40	
MW-16	12/9/2021	35.55	-	25.85	0	9.70	
MW-16	1/21/2022	35.55	-	26.28	0	9.27	
MW-16	2/21/2022	35.55	-	26.28	0	9.27	
MW-16	3/17/2022	35.55	-	26.39	0	9.16	
MW-16	4/22/2022	35.55	-	26.68	0	8.87	
MW-16	4/25/2022	35.55	-	26.58	0	8.97	
MW-16	4/26/2022	35.55	-	26.31	0	9.24	
MW-16	4/27/2022	35.55	-	26.26	0	9.29	
MW-16	4/28/2022	35.55	-	26.18	0	9.37	
MW-16	4/29/2022	35.55	-	26.10	0	9.45	
MW-16	5/4/2022	35.55	-	25.73	0	9.82	
MW-16	5/9/2022	35.55	-	25.79	0	9.76	
MW-16	6/7/2022	35.55	-	25.32	0	10.23	
MW-16	7/13/2022	35.55	-	25.23	0	10.32	
MW-16	8/22/2022	35.55	-	25.39	0	10.16	
MW-16	9/14/2022	35.55	-	25.71	0	9.84	
MW-17	2/12/2020	35.49	-	26.67	0	8.82	
MW-17	3/5/2020	35.49	-	26.71	0	8.78	
MW-17	4/14/2020	35.49	-	26.05	0	9.44	
MW-17	5/28/2020	35.49	-	25.15	0	10.34	
MW-17	6/16/2020	35.49	-	25.88	0	9.61	
MW-17	7/14/2020	35.49	-	26.27	0	9.22	

Table 1 - Well Gauging Data Summary
3rd Quarter Report - 2022
Chester River Hospital Center
100 Brown Street,
Chestertown, MD 21620

Well No.	Date	Top of Casing Elevation (ft)	Depth to LPH (ft)	Depth to Groundwater (ft)	LPH Thickness (ft)	Corrected Groundwater Elevation (ft msl)	Notes
MW-17	8/12/2020	35.49	-	26.54	0	8.95	
MW-17	9/24/2020	35.49	-	-	-	-	
MW-17	10/19/2020	35.49	-	26.44	0	9.05	
MW-17	11/13/2020	35.49	-	26.18	0	9.31	
MW-17	12/23/2020	35.49	-	25.98	0	9.51	
MW-17	1/12/2021	35.49	-	25.76	0	9.73	
MW-17	2/26/2021	35.49	-	25.58	0	9.91	
MW-17	3/25/2021	35.49	-	25.27	0	10.22	
MW-17	4/26/2021	35.49	-	24.81	0	10.68	
MW-17	5/20/2021	35.49	-	24.53	0	10.96	
MW-17	6/10/2021	35.49	-	24.46	0	11.03	
MW-17	7/26/2021	35.49	-	24.31	0	11.18	
MW-17	8/19/2021	35.49	-	24.51	0	10.98	
MW-17	9/7/2021	35.49	-	24.64	0	10.85	
MW-17	10/11/2021	35.49	-	24.80	0	10.69	
MW-17	11/12/2021	35.49	-	24.81	0	10.68	
MW-17	12/9/2021	35.49	-	25.35	0	10.14	
MW-17	1/21/2022	35.49	-	25.78	0	9.71	
MW-17	2/21/2022	35.49	-	25.84	0	9.65	
MW-17	3/17/2022	35.49	-	25.94	0	9.55	
MW-17	4/22/2022	35.49	-	26.21	0	9.28	
MW-17	4/25/2022	35.49	-	26.17	0	9.32	
MW-17	4/26/2022	35.49	-	26.01	0	9.48	
MW-17	4/27/2022	35.49	-	25.98	0	9.51	
MW-17	4/28/2022	35.49	-	25.93	0	9.56	
MW-17	4/29/2022	35.49	-	25.86	0	9.63	
MW-17	5/4/2022	35.49	-	25.61	0	9.88	
MW-17	5/9/2022	35.49	-	25.59	0	9.90	
MW-17	6/7/2022	35.49	-	25.12	0	10.37	
MW-17	7/13/2022	35.49	-	25.08	0	10.41	
MW-17	8/22/2022	35.49	-	25.26	0	10.23	
MW-17	9/14/2022	35.49	-	25.58	0	9.91	
MW-18	2/12/2020	35.82	-	27.62	0	8.20	
MW-18	3/5/2020	35.82	-	26.65	0	9.17	
MW-18	4/14/2020	35.82	-	27.09	0	8.73	
MW-18	5/28/2020	35.82	-	26.22	0	9.60	
MW-18	6/16/2020	35.82	-	26.85	0	8.97	
MW-18	7/14/2020	35.82	-	27.23	0	8.59	
MW-18	8/12/2020	35.82	-	27.50	0	8.32	
MW-18	9/24/2020	35.82	-	27.41	0	8.41	
MW-18	10/19/2020	35.82	-	27.41	0	8.41	
MW-18	11/13/2020	35.82	-	27.11	0	8.71	
MW-18	12/23/2020	35.82	-	26.89	0	8.93	
MW-18	1/11/2021	35.82	-	26.72	0	9.10	
MW-18	2/26/2021	35.82	-	26.56	0	9.26	
MW-18	3/25/2021	35.82	-	26.22	0	9.60	
MW-18	4/26/2021	35.82	-	25.81	0	10.01	
MW-18	5/20/2021	35.82	-	25.54	0	10.28	
MW-18	6/10/2021	35.82	-	25.50	0	10.32	
MW-18	7/26/2021	35.82	-	25.40	0	10.42	
MW-18	8/19/2021	35.82	-	25.67	0	10.15	

Table 1 - Well Gauging Data Summary
3rd Quarter Report - 2022
Chester River Hospital Center
100 Brown Street,
Chestertown, MD 21620

Well No.	Date	Top of Casing Elevation (ft)	Depth to LPH (ft)	Depth to Groundwater (ft)	LPH Thickness (ft)	Corrected Groundwater Elevation (ft msl)	Notes
MW-18	9/7/2021	35.82	-	25.78	0	10.04	
MW-18	10/11/2021	35.82	-	25.88	0	9.94	
MW-18	11/12/2021	35.82	-	25.90	0	9.92	
MW-18	12/9/2021	35.82	-	26.35	0	9.47	
MW-18	1/21/2022	35.82	-	26.77	0	9.05	
MW-18	2/21/2022	35.82	-	26.81	0	9.01	
MW-18	3/17/2022	35.82	-	26.92	0	8.90	
MW-18	4/22/2022	35.82	-	27.11	0	8.71	
MW-18	4/25/2022	35.82	-	27.08	0	8.74	
MW-18	4/26/2022	35.82	-	26.94	0	8.88	
MW-18	4/27/2022	35.82	-	26.95	0	8.87	
MW-18	4/28/2022	35.82	-	26.94	0	8.88	
MW-18	4/29/2022	35.82	-	26.65	0	9.17	
MW-18	5/4/2022	35.82	-	26.62	0	9.20	
MW-18	5/9/2022	35.82	-	26.65	0	9.17	
MW-18	6/7/2022	35.82	-	26.20	0	9.62	
MW-18	7/13/2022	35.82	-	26.15	0	9.67	
MW-18	8/22/2022	35.82	-	26.42	0	9.40	
MW-18	9/14/2022	35.82	-	26.79	0	9.03	
MW-19	2/12/2020	38.85	-	30.70	0	8.15	
MW-19	3/5/2020	38.85	-	30.69	0	8.16	
MW-19	4/14/2020	38.85	-	29.40	0	9.45	
MW-19	5/28/2020	38.85	-	28.20	0	10.65	
MW-19	6/16/2020	38.85	-	30.02	0	8.83	
MW-19	7/14/2020	38.85	-	30.38	0	8.47	
MW-19	8/12/2020	38.85	-	30.65	0	8.20	
MW-19	9/24/2020	38.85	-	30.53	0	8.32	
MW-19	10/19/2020	38.85	-	30.40	0	8.45	
MW-19	11/13/2020	38.85	-	30.20	0	8.65	
MW-19	12/23/2020	38.85	-	30.24	0	8.61	
MW-19	1/11/2021	38.85	-	30.02	0	8.83	
MW-19	2/26/2021	38.85	-	29.80	0	9.05	
MW-19	3/25/2021	38.85	-	29.45	0	9.40	
MW-19	4/26/2021	38.85	-	28.83	0	10.02	
MW-19	5/20/2021	38.85	-	28.48	0	10.37	
MW-19	6/10/2021	38.85	-	28.30	0	10.55	
MW-19	7/26/2021	38.85	-	27.95	0	10.90	
MW-19	8/19/2021	38.85	-	28.22	0	10.63	
MW-19	9/7/2021	38.85	-	28.22	0	10.63	
MW-19	10/11/2021	38.85	-	28.25	0	10.60	
MW-19	11/12/2021	38.85	-	28.20	0	10.65	
MW-19	12/9/2021	38.85	-	29.20	0	9.65	
MW-19	1/21/2022	38.85	-	29.57	0	9.28	
MW-19	2/21/2022	38.85	-	29.52	0	9.33	
MW-19	3/17/2022	38.85	-	29.64	0	9.21	
MW-19	4/22/2022	38.85	-	30.02	0	8.83	
MW-19	4/25/2022	38.85	-	29.68	0	9.17	
MW-19	4/26/2022	38.85	-	29.28	0	9.57	
MW-19	4/27/2022	38.85	-	29.20	0	9.65	
MW-19	4/28/2022	38.85	-	29.10	0	9.75	
MW-19	4/29/2022	38.85	-	28.98	0	9.87	

Table 1 - Well Gauging Data Summary
3rd Quarter Report - 2022
Chester River Hospital Center
100 Brown Street,
Chestertown, MD 21620

Well No.	Date	Top of Casing Elevation (ft)	Depth to LPH (ft)	Depth to Groundwater (ft)	LPH Thickness (ft)	Corrected Groundwater Elevation (ft msl)	Notes
MW-19	5/4/2022	38.85	-	28.67	0	10.18	
MW-19	5/9/2022	38.85	-	28.63	0	10.22	
MW-19	6/7/2022	38.85	-	28.15	0	10.70	
MW-19	7/13/2022	38.85	-	28.02	0	10.83	
MW-19	8/22/2022	38.85	-	28.14	0	10.71	
MW-19	9/14/2022	38.85	-	28.44	0	10.41	
MW-20	2/12/2020	38.72	-	30.73	0	7.99	
MW-20	3/5/2020	38.72	-	30.71	0	8.01	
MW-20	4/14/2020	38.72	-	29.34	0	9.38	
MW-20	5/28/2020	38.72	-	28.01	0	10.71	
MW-20	6/16/2020	38.72	-	30.01	0	8.71	
MW-20	7/14/2020	38.72	-	30.36	0	8.36	
MW-20	8/12/2020	38.72	-	30.64	0	8.08	
MW-20	9/24/2020	38.72	-	30.51	0	8.21	
MW-20	10/19/2020	38.72	-	30.38	0	8.34	
MW-20	11/13/2020	38.72	-	30.19	0	8.53	
MW-20	12/23/2020	38.72	-	30.22	0	8.50	
MW-20	1/11/2021	38.72	-	29.94	0	8.78	
MW-20	2/26/2021	38.72	-	29.73	0	8.99	
MW-20	3/25/2021	38.72	-	29.37	0	9.35	
MW-20	4/26/2021	38.72	-	28.70	0	10.02	
MW-20	5/20/2021	38.72	-	28.32	0	10.40	
MW-20	6/10/2021	38.72	-	28.18	0	10.54	
MW-20	7/26/2021	38.72	-	27.76	0	10.96	
MW-20	8/19/2021	38.72	-	28.05	0	10.67	
MW-20	9/7/2021	38.72	-	28.03	0	10.69	
MW-20	10/11/2021	38.72	-	28.08	0	10.64	
MW-20	11/12/2021	38.72	-	28.01	0	10.71	
MW-20	12/9/2021	38.72	-	29.19	0	9.53	
MW-20	1/21/2022	38.72	-	29.55	0	9.17	
MW-20	2/21/2022	38.72	-	29.47	0	9.25	
MW-20	3/17/2022	38.72	-	29.63	0	9.09	
MW-20	4/22/2022	38.72	-	30.03	0	8.69	
MW-20	4/25/2022	38.72	-	29.57	0	9.15	
MW-20	4/26/2022	38.72	-	29.16	0	9.56	
MW-20	4/27/2022	38.72	-	29.06	0	9.66	
MW-20	4/28/2022	38.72	-	28.95	0	9.77	
MW-20	4/29/2022	38.72	-	28.83	0	9.89	
MW-20	5/4/2022	38.72	-	28.50	0	10.22	
MW-20	5/9/2022	38.72	-	28.46	0	10.26	
MW-20	6/7/2022	38.72	-	27.97	0	10.75	
MW-20	7/13/2022	38.72	-	27.87	0	10.85	
MW-20	8/22/2022	38.72	-	27.96	0	10.76	
MW-20	9/14/2022	38.72	-	28.26	0	10.46	
MW-21	2/12/2020	38.55	-	29.93	0	8.62	
MW-21	3/5/2020	38.55	-	29.96	0	8.59	
MW-21	4/14/2020	38.55	-	28.91	0	9.64	
MW-21	5/28/2020	38.55	-	27.90	0	10.65	
MW-21	6/16/2020	38.55	-	29.25	0	9.30	
MW-21	7/14/2020	38.55	-	29.60	0	8.95	

Table 1 - Well Gauging Data Summary
3rd Quarter Report - 2022
Chester River Hospital Center
100 Brown Street,
Chestertown, MD 21620

Well No.	Date	Top of Casing Elevation (ft)	Depth to LPH (ft)	Depth to Groundwater (ft)	LPH Thickness (ft)	Corrected Groundwater Elevation (ft msl)	Notes
MW-21	8/12/2020	38.55	-	29.88	0	8.67	
MW-21	9/24/2020	38.55	-	29.76	0	8.79	
MW-21	10/19/2020	38.55	-	29.71	0	8.84	
MW-21	11/13/2020	38.55	-	29.47	0	9.08	
MW-21	12/23/2020	38.55	-	29.48	0	9.07	
MW-21	1/11/2021	38.55	-	29.26	0	9.29	
MW-21	2/26/2021	38.55	-	29.03	0	9.52	
MW-21	3/25/2021	38.55	-	28.71	0	9.84	
MW-21	4/26/2021	38.55	-	28.15	0	10.40	
MW-21	5/20/2021	38.55	-	27.81	0	10.74	
MW-21	6/10/2021	38.55	-	27.70	0	10.85	
MW-21	7/26/2021	38.55	-	27.40	0	11.15	
MW-21	8/19/2021	38.55	-	27.65	0	10.90	
MW-21	9/7/2021	38.55	-	27.70	0	10.85	
MW-21	10/11/2021	38.55	-	27.76	0	10.79	
MW-21	11/12/2021	38.55	-	27.71	0	10.84	
MW-21	12/9/2021	38.55	-	28.50	0	10.05	
MW-21	1/21/2022	38.55	-	28.94	0	9.61	
MW-21	2/21/2022	38.55	-	28.92	0	9.63	
MW-21	3/17/2022	38.55	-	29.01	0	9.54	
MW-21	4/22/2022	38.55	-	29.35	0	9.20	
MW-21	4/25/2022	38.55	-	29.20	0	9.35	
MW-21	4/26/2022	38.55	-	28.88	0	9.67	
MW-21	4/27/2022	38.55	-	28.82	0	9.73	
MW-21	4/28/2022	38.55	-	28.73	0	9.82	
MW-21	4/29/2022	38.55	-	28.65	0	9.90	
MW-21	5/4/2022	38.55	-	28.36	0	10.19	
MW-21	5/9/2022	38.55	-	28.30	0	10.25	
MW-21	6/7/2022	38.55	-	27.85	0	10.70	
MW-21	7/13/2022	38.55	-	27.74	0	10.81	
MW-21	8/22/2022	38.55	-	27.84	0	10.71	
MW-21	9/14/2022	38.55	-	28.15	0	10.40	
MW-22	2/12/2020	47.04	-	39.43	0	7.61	
MW-22	2/26/2020	47.04	-	39.10	0	7.94	
MW-22	3/5/2020	47.04	-	39.16	0	7.88	
MW-22	3/18/2020	47.04	-	39.47	0	7.57	
MW-22	4/1/2020	47.04	-	38.81	0	8.23	
MW-22	4/14/2020	47.04	-	40.02	0	7.02	
MW-22	4/29/2020	47.04	-				
MW-22	5/21/2020	47.04	-	35.53	-0.13	11.40	
MW-22	5/28/2020	47.04	-	35.53	0	11.51	
MW-22	6/3/2020	47.04	-	40.28	0	6.76	
MW-22	6/16/2020	47.04	-	41.49	0	5.55	
MW-22	6/28/2020	47.04	-	39.84	0	7.20	
MW-22	7/14/2020	47.04	-	41.16	0	5.88	
MW-22	7/29/2020	47.04	-	41.42	0	5.62	
MW-22	8/12/2020	47.04	-	41.38	0	5.66	
MW-22	9/24/2020	47.04	-	40.15	0	6.89	
MW-22	10/19/2020	47.04	-	40.15	0	6.89	
MW-22	11/13/2020	47.04	-	40.19	0	6.85	
MW-22	12/23/2020	47.04	-	39.60	0	7.44	

Table 1 - Well Gauging Data Summary
3rd Quarter Report - 2022
Chester River Hospital Center
100 Brown Street,
Chestertown, MD 21620

Well No.	Date	Top of Casing Elevation (ft)	Depth to LPH (ft)	Depth to Groundwater (ft)	LPH Thickness (ft)	Corrected Groundwater Elevation (ft msl)	Notes
MW-22	1/11/2021	47.04	-	39.37	0	7.67	
MW-22	2/26/2021	47.04	-	39.29	0	7.75	
MW-22	3/25/2021	47.04	-	38.62	0	8.42	
MW-22	4/26/2021	47.04	-	37.88	0	9.16	
MW-22	5/20/2021	47.04	-	37.35	0	9.69	
MW-22	6/10/2021	47.04	-	36.91	0	10.13	
MW-22	7/26/2021	47.04	-	36.18	0	10.86	
MW-22	8/19/2021	47.04	-	36.66	0	10.38	
MW-22	9/7/2021	47.04	-	36.47	0	10.57	
MW-22	10/11/2021	47.04	-	36.35	0	10.69	
MW-22	11/12/2021	47.04	-	36.06	0	10.98	
MW-22	12/9/2021	47.04	-	40.68	0	6.36	
MW-22	1/21/2022	47.04	-	40.78	0	6.26	
MW-22	2/21/2022	47.04	-	38.20	0	8.84	
MW-22	3/17/2022	47.04	-	38.17	0	8.87	
MW-22	4/22/2022	47.04	-	44.08	0	2.96	
MW-22	4/25/2022	47.04	-	37.10	0	9.94	
MW-22	4/26/2022	47.04	-	36.61	0	10.43	
MW-22	4/27/2022	47.04	-	36.54	0	10.50	
MW-22	4/28/2022	47.04	-	36.47	0	10.57	
MW-22	4/29/2022	47.04	-	36.34	0	10.70	
MW-22	5/4/2022	47.04	-	36.03	0	11.01	
MW-22	5/9/2022	47.04	-	36.00	0	11.04	
MW-22	6/7/2022	47.04	-	35.51	0	11.53	
MW-22	7/13/2022	47.04	-	35.41	0	11.63	
MW-22	8/22/2022	47.04	-	35.45	0	11.59	
MW-22	9/14/2022	47.04	-	35.71	0	11.33	
MW-23	2/12/2020	35.95	-	27.83	0	8.12	
MW-23	3/5/2020	35.95	-	27.86	0	8.09	
MW-23	4/14/2020	35.95	-	27.27	0	8.68	
MW-23	5/28/2020	35.95	-	26.39	0	9.56	
MW-23	6/16/2020	35.95	-	27.05	0	8.90	
MW-23	7/14/2020	35.95	-	27.46	0	8.49	
MW-23	8/12/2020	35.95	-	27.74	0	8.21	
MW-23	9/24/2020	35.95	-	27.65	0	8.30	
MW-23	10/19/2020	35.95	-	27.63	0	8.32	
MW-23	11/13/2020	35.95	-	27.35	0	8.60	
MW-23	12/23/2020	35.95	-	27.14	0	8.81	
MW-23	1/11/2021	35.95	-	26.98	0	8.97	
MW-23	2/26/2021	35.95	-	26.82	0	9.13	
MW-23	3/25/2021	35.95	-	26.51	0	9.44	
MW-23	4/26/2021	35.95	-	26.07	0	9.88	
MW-23	5/20/2021	35.95	-	25.78	0	10.17	
MW-23	6/10/2021	35.95	-	25.17	0	10.78	
MW-23	7/26/2021	35.95	-	25.62	0	10.33	
MW-23	8/19/2021	35.95	-	25.89	0	10.06	
MW-23	9/7/2021	35.95	-	25.99	0	9.96	
MW-23	10/11/2021	35.95	-	26.06	0	9.89	
MW-23	11/12/2021	35.95	-	26.08	0	9.87	
MW-23	12/9/2021	35.95	-	26.55	0	9.40	
MW-23	1/21/2022	35.95	-	26.95	0	9.00	

Table 1 - Well Gauging Data Summary
3rd Quarter Report - 2022
Chester River Hospital Center
100 Brown Street,
Chestertown, MD 21620

Well No.	Date	Top of Casing Elevation (ft)	Depth to LPH (ft)	Depth to Groundwater (ft)	LPH Thickness (ft)	Corrected Groundwater Elevation (ft msl)	Notes
MW-23	2/21/2022	35.95	-	27.01	0	8.94	
MW-23	3/17/2022	35.95	-	27.08	0	8.87	
MW-23	4/22/2022	35.95	-	27.31	0	8.64	
MW-23	4/25/2022	35.95	-	27.28	0	8.67	
MW-23	4/26/2022	35.95	-	27.13	0	8.82	
MW-23	4/27/2022	35.95	-	27.13	0	8.82	
MW-23	4/28/2022	35.95	-	27.07	0	8.88	
MW-23	4/29/2022	35.95	-	27.01	0	8.94	
MW-23	5/4/2022	35.95	-	26.79	0	9.16	
MW-23	5/9/2022	35.95	-	26.82	0	9.13	
MW-23	6/7/2022	35.95	-	26.36	0	9.59	
MW-23	7/13/2022	35.95	-	26.31	0	9.64	
MW-23	8/22/2022	35.95	-	26.57	0	9.38	
MW-23	9/14/2022	35.95	-	26.89	0	9.06	
MW-24	2/12/2020	36.56	-	28.20	0	8.36	
MW-24	3/5/2020	36.56	-	28.25	0	8.31	
MW-24	4/14/2020	36.56	-	27.36	0	9.20	
MW-24	5/28/2020	36.56	-	26.45	0	10.11	
MW-24	6/16/2020	36.56	-	27.40	0	9.16	
MW-24	7/14/2020	36.56	-	27.78	0	8.78	
MW-24	8/12/2020	36.56	-	28.15	0	8.41	
MW-24	9/24/2020	36.56	-	28.07	0	8.49	
MW-24	10/19/2020	36.56	-	28.03	0	8.53	
MW-24	11/13/2020	36.56	-	27.78	0	8.78	
MW-24	12/23/2020	36.56	-	27.65	0	8.91	
MW-24	1/11/2021	36.56	-	27.51	0	9.05	
MW-24	2/26/2021	36.56	-	27.27	0	9.29	
MW-24	3/25/2021	36.56	-	26.96	0	9.60	
MW-24	4/26/2021	36.56	-	26.44	0	10.12	
MW-24	5/20/2021	36.56	-	26.11	0	10.45	
MW-24	6/10/2021	36.56	-	26.07	0	10.49	
MW-24	7/26/2021	36.56	-	25.83	0	10.73	
MW-24	8/19/2021	36.56	-	26.09	0	10.47	
MW-24	9/7/2021	36.56	-	26.15	0	10.41	
MW-24	10/11/2021	36.56	-	26.21	0	10.35	
MW-24	11/12/2021	36.56	-	26.14	0	10.42	
MW-24	12/9/2021	36.56	-	26.85	0	9.71	
MW-24	1/21/2022	36.56	-	27.27	0	9.29	
MW-24	2/21/2022	36.56	-	27.29	0	9.27	
MW-24	3/17/2022	36.56	-	27.40	0	9.16	
MW-24	4/22/2022	36.56	-	27.68	0	8.88	
MW-24	4/25/2022	36.56	-	27.59	0	8.97	
MW-24	4/26/2022	36.56	-	27.36	0	9.20	
MW-24	4/27/2022	36.56	-	27.31	0	9.25	
MW-24	4/28/2022	36.56	-	27.35	0	9.21	
MW-24	4/29/2022	36.56	-	27.17	0	9.39	
MW-24	5/4/2022	36.56	-	26.92	0	9.64	
MW-24	5/9/2022	36.56	-	26.89	0	9.67	
MW-24	6/7/2022	36.56	-	26.42	0	10.14	
MW-24	7/13/2022	36.56	-	26.30	0	10.26	
MW-24	8/22/2022	36.56	-	26.49	0	10.07	

Table 1 - Well Gauging Data Summary
3rd Quarter Report - 2022
Chester River Hospital Center
100 Brown Street,
Chestertown, MD 21620

Well No.	Date	Top of Casing Elevation (ft)	Depth to LPH (ft)	Depth to Groundwater (ft)	LPH Thickness (ft)	Corrected Groundwater Elevation (ft msl)	Notes
MW-24	9/14/2022	36.56	-	26.76	0	9.80	
MW-25	2/12/2020	36.10	-	27.66	0	8.44	
MW-25	3/5/2020	36.10	-	27.69	0	8.41	
MW-25	4/14/2020	36.10	-	27.03	0	9.07	
MW-25	5/28/2020	36.10	-	26.09	0	10.01	
MW-25	6/16/2020	36.10	-	26.86	0	9.24	
MW-25	7/14/2020	36.10	-	27.27	0	8.83	
MW-25	8/12/2020	36.10	-	27.54	0	8.56	
MW-25	9/24/2020	36.10	-	27.45	0	8.65	
MW-25	10/19/2020	36.10	-	27.44	0	8.66	
MW-25	11/13/2020	36.10	-	27.16	0	8.94	
MW-25	12/23/2020	36.10	-	26.98	0	9.12	
MW-25	1/11/2021	36.10	-	26.80	0	9.30	
MW-25	2/26/2021	36.10	-	26.61	0	9.49	
MW-25	3/25/2021	36.10	-	26.27	0	9.83	
MW-25	4/26/2021	36.10	-	25.81	0	10.29	
MW-25	5/20/2021	36.10	-	25.53	0	10.57	
MW-25	6/10/2021	36.10	-	25.45	0	10.65	
MW-25	7/26/2021	36.10	-	25.30	0	10.80	
MW-25	8/19/2021	36.10	-	25.58	0	10.52	
MW-25	9/7/2021	36.10	-	25.68	0	10.42	
MW-25	10/11/2021	36.10	-	25.76	0	10.34	
MW-25	11/12/2021	36.10	-	25.82	0	10.28	
MW-25	12/9/2021	36.10	-	26.33	0	9.77	
MW-25	1/21/2022	36.10	-	26.76	0	9.34	
MW-25	2/21/2022	36.10	-	26.80	0	9.30	
MW-25	3/17/2022	36.10	-	26.90	0	9.20	
MW-25	4/22/2022	36.10	-	27.10	0	9.00	
MW-25	4/25/2022	36.10	-	27.12	0	8.98	
MW-25	4/26/2022	36.10	-	26.90	0	9.20	
MW-25	4/27/2022	36.10	-	26.91	0	9.19	
MW-25	4/28/2022	36.10	-	26.86	0	9.24	
MW-25	4/29/2022	36.10	-	26.80	0	9.30	
MW-25	5/4/2022	36.10	-	26.75	0	9.35	
MW-25	5/9/2022	36.10	-	26.45	0	9.65	
MW-25	6/7/2022	36.10	-	26.09	0	10.01	
MW-25	7/13/2022	36.10	-	26.00	0	10.10	
MW-25	8/22/2022	36.10	-	26.21	0	9.89	
MW-25	9/14/2022	36.10	-	26.53	0	9.57	
MW-28	2/12/2020	35.90	-	27.20	0	8.70	
MW-28	3/5/2020	35.90	-	27.21	0	8.69	
MW-28	4/14/2020	35.90	-	26.74	0	9.16	
MW-28	5/28/2020	35.90	-	25.89	0	10.01	
MW-28	6/16/2020	35.90	-	26.40	0	9.50	
MW-28	7/14/2020	35.90	-	26.79	0	9.11	
MW-28	8/12/2020	35.90	-	27.08	0	8.82	
MW-28	9/24/2020	35.90	-	26.98	0	8.92	
MW-28	10/19/2020	35.90	-	26.96	0	8.94	
MW-28	11/13/2020	35.90	-	26.69	0	9.21	
MW-28	12/23/2020	35.90	-	26.48	0	9.42	

Table 1 - Well Gauging Data Summary
3rd Quarter Report - 2022
Chester River Hospital Center
100 Brown Street,
Chestertown, MD 21620

Well No.	Date	Top of Casing Elevation (ft)	Depth to LPH (ft)	Depth to Groundwater (ft)	LPH Thickness (ft)	Corrected Groundwater Elevation (ft msl)	Notes
MW-28	1/11/2021	35.90	-	26.26	0	9.64	
MW-28	2/26/2021	35.90	-	26.11	0	9.79	
MW-28	3/25/2021	35.90	-	25.75	0	10.15	
MW-28	4/26/2021	35.90	-	25.35	0	10.55	
MW-28	5/20/2021	35.90	-	25.13	0	10.77	
MW-28	6/10/2021	35.90	-	25.11	0	10.79	
MW-28	7/26/2021	35.90	-	25.03	0	10.87	
MW-28	8/19/2021	35.90	-	25.28	0	10.62	
MW-28	9/7/2021	35.90	-	25.44	0	10.46	
MW-28	10/11/2021	35.90	-	25.53	0	10.37	
MW-28	11/12/2021	35.90	-	25.57	0	10.33	
MW-28	12/9/2021	35.90	-	25.97	0	9.93	
MW-28	1/21/2022	35.90	-	26.37	0	9.53	
MW-28	2/21/2022	35.90	-	26.44	0	9.46	
MW-28	3/17/2022	35.90	-	26.52	0	9.38	
MW-28	4/22/2022	35.90	-	26.72	0	9.18	
MW-28	4/25/2022	35.90	-	26.68	0	9.22	
MW-28	4/26/2022	35.90	-	26.58	0	9.32	
MW-28	4/27/2022	35.90	-	26.58	0	9.32	
MW-28	4/28/2022	35.90	-	26.56	0	9.34	
MW-28	4/29/2022	35.90	-	26.52	0	9.38	
MW-28	5/4/2022	35.90	-	26.29	0	9.61	
MW-28	5/9/2022	35.90	-	26.32	0	9.58	
MW-28	6/7/2022	35.90	-	25.88	0	10.02	
MW-28	7/13/2022	35.90	-	25.86	0	10.04	
MW-28	8/22/2022	35.90	-	26.15	0	9.75	
MW-28	9/14/2022	35.90	-	26.50	0	9.40	
MW-29	2/12/2020	35.15	-	27.09	0	8.06	
MW-29	3/5/2020	35.15	-	27.10	0	8.05	
MW-29	4/14/2020	35.15	-	26.64	0	8.51	
MW-29	5/28/2020	35.15	-	25.79	0	9.36	
MW-29	6/16/2020	35.15	-	26.29	0	8.86	
MW-29	7/14/2020	35.15	-	26.68	0	8.47	
MW-29	8/12/2020	35.15	-	26.96	0	8.19	
MW-29	9/24/2020	35.15	-	26.88	0	8.27	
MW-29	10/19/2020	35.15	-	26.90	0	8.25	
MW-29	11/13/2020	35.15	-	26.55	0	8.60	
MW-29	12/23/2020	35.15	-	26.30	0	8.85	
MW-29	1/11/2021	35.15	-	26.14	0	9.01	
MW-29	2/26/2021	35.15	-	26.00	0	9.15	
MW-29	3/25/2021	35.15	-	25.66	0	9.49	
MW-29	4/26/2021	35.15	-	25.27	0	9.88	
MW-29	5/20/2021	35.15	-	25.07	0	10.08	
MW-29	6/10/2021	35.15	-	25.03	0	10.12	
MW-29	7/26/2021	35.15	-	24.95	0	10.20	
MW-29	8/19/2021	35.15	-	25.22	0	9.93	
MW-29	9/7/2021	35.15	-	25.36	0	9.79	
MW-29	10/11/2021	35.15	-	25.47	0	9.68	
MW-29	11/12/2021	35.15	-	25.47	0	9.68	
MW-29	12/9/2021	35.15	-	25.86	0	9.29	
MW-29	1/21/2022	35.15	-	26.26	0	8.89	

Table 1 - Well Gauging Data Summary
3rd Quarter Report - 2022
Chester River Hospital Center
100 Brown Street,
Chestertown, MD 21620

Well No.	Date	Top of Casing Elevation (ft)	Depth to LPH (ft)	Depth to Groundwater (ft)	LPH Thickness (ft)	Corrected Groundwater Elevation (ft msl)	Notes
MW-29	2/21/2022	35.15	-	26.32	0	8.83	
MW-29	3/17/2022	35.15	-	26.38	0	8.77	
MW-29	4/22/2022	35.15	-	26.60	0	8.55	
MW-29	4/25/2022	35.15	-	26.55	0	8.60	
MW-29	4/26/2022	35.15	-	26.44	0	8.71	
MW-29	4/27/2022	35.15	-	26.48	0	8.67	
MW-29	4/28/2022	35.15	-	26.46	0	8.69	
MW-29	4/29/2022	35.15	-	26.41	0	8.74	
MW-29	5/4/2022	35.15	-	26.17	0	8.98	
MW-29	5/9/2022	35.15	-	26.23	0	8.92	
MW-29	6/7/2022	35.15	-	25.79	0	9.36	
MW-29	7/13/2022	35.15	-	25.77	0	9.38	
MW-29	8/22/2022	35.15	-	26.11	0	9.04	
MW-29	9/14/2022	35.15	-	26.47	0	8.68	
MW-31R	2/12/2020	47.40	-	-	-	-	
MW-31R	3/5/2020	47.40	-	-	-	-	
MW-31R	4/14/2020	47.40	-	37.09	0	10.31	
MW-31R	5/28/2020	47.40	-	-	-	-	
MW-31R	6/16/2020	47.40	-	37.30	0	10.10	
MW-31R	7/14/2020	47.40	-	37.62	0	9.78	
MW-31R	8/12/2020	47.40	-	-	-	-	
MW-31R	9/24/2020	47.40	-	37.70	0	9.70	
MW-31R	10/19/2020	47.40	-	37.61	0	9.79	
MW-31R	11/13/2020	47.40	-	37.42	0	9.98	
MW-31R	12/23/2020	47.40	-	-	-	-	
MW-31R	1/11/2021	47.40	-	37.04	0	10.36	
MW-31R	2/26/2021	47.40	-	36.76	0	10.64	
MW-31R	3/25/2021	47.40	-	36.40	0	11.00	
MW-31R	4/26/2021	47.40	-	35.83	0	11.57	
MW-31R	5/20/2021	47.40	-	35.50	0	11.90	
MW-31R	6/10/2021	47.40	-	35.37	0	12.03	
MW-31R	7/26/2021	47.40	-	35.07	0	12.33	
MW-31R	8/19/2021	47.40	-	35.30	0	12.10	
MW-31R	9/7/2021	47.40	-	35.31	0	12.09	
MW-31R	10/11/2021	47.40	-	35.50	0	11.90	
MW-31R	11/12/2021	47.40	-	35.52	0	11.88	
MW-31R	12/9/2021	47.40	-	36.35	0	11.05	
MW-31R	1/21/2022	47.40	-	36.72	0	10.68	
MW-31R	2/21/2022	47.40	-	36.71	0	10.69	
MW-31R	3/17/2022	47.40	-	37.02	0	10.38	
MW-31R	4/22/2022	47.40	-	37.48	0	9.92	
MW-31R	4/25/2022	47.40	-	37.11	0	10.29	
MW-31R	4/26/2022	47.40	-	36.78	0	10.62	
MW-31R	4/27/2022	47.40	-	36.73	0	10.67	
MW-31R	4/28/2022	47.40	-	36.66	0	10.74	
MW-31R	4/29/2022	47.40	-	36.56	0	10.84	
MW-31R	5/4/2022	47.40	-	36.26	0	11.14	
MW-31R	5/9/2022	47.40	-	36.21	0	11.19	
MW-31R	6/7/2022	47.40	-	35.77	0	11.63	
MW-31R	7/13/2022	47.40	-	35.65	0	11.75	
MW-31R	8/22/2022	47.40	-	35.66	0	11.74	

Table 1 - Well Gauging Data Summary
3rd Quarter Report - 2022
Chester River Hospital Center
100 Brown Street,
Chestertown, MD 21620

Well No.	Date	Top of Casing Elevation (ft)	Depth to LPH (ft)	Depth to Groundwater (ft)	LPH Thickness (ft)	Corrected Groundwater Elevation (ft msl)	Notes
MW-31R	9/14/2022	47.40	-	35.91	0	11.49	
MW-32	2/12/2020	47.41	-	38.70	0	8.71	
MW-32	3/5/2020	47.41	-	38.72	0	8.69	
MW-32	4/14/2020	47.41	-	37.53	0	9.88	
MW-32	5/28/2020	47.41	-	35.97	0	11.44	
MW-32	6/16/2020	47.41	-	38.05	0	9.36	
MW-32	7/14/2020	47.41	-	38.35	0	9.06	
MW-32	8/12/2020	47.41	-	38.57	0	8.84	
MW-32	9/24/2020	47.41	-	38.38	0	9.03	
MW-32	10/19/2020	47.41	-	38.28	0	9.13	
MW-32	11/13/2020	47.41	-	38.07	0	9.34	
MW-32	12/23/2020	47.41	-	37.85	0	9.56	
MW-32	1/11/2021	47.41	-	37.68	0	9.73	
MW-32	2/26/2021	47.41	-	37.37	0	10.04	
MW-32	3/25/2021	47.41	-	36.99	0	10.42	
MW-32	4/26/2021	47.41	-	36.31	0	11.10	
MW-32	5/20/2021	47.41	-	35.95	0	11.46	
MW-32	6/10/2021	47.41	-	35.82	0	11.59	
MW-32	7/26/2021	47.41	-	35.50	0	11.91	
MW-32	8/19/2021	47.41	-	35.75	0	11.66	
MW-32	9/7/2021	47.41	-	35.78	0	11.63	
MW-32	10/11/2021	47.41	-	35.88	0	11.53	
MW-32	11/12/2021	47.41	-	35.88	0	11.53	
MW-32	12/9/2021	47.41	-	36.91	0	10.50	
MW-32	1/21/2022	47.41	-	37.24	0	10.17	
MW-32	2/21/2022	47.41	-	37.08	0	10.33	
MW-32	3/17/2022	47.41	-	37.66	0	9.75	
MW-32	4/22/2022	47.41	-	38.14	0	9.27	
MW-32	4/25/2022	47.41	-	37.45	0	9.96	
MW-32	4/26/2022	47.41	-	37.02	0	10.39	
MW-32	4/27/2022	47.41	-	36.92	0	10.49	
MW-32	4/28/2022	47.41	-	36.87	0	10.54	
MW-32	4/29/2022	47.41	-	36.75	0	10.66	
MW-32	5/4/2022	47.41	-	36.45	0	10.96	
MW-32	5/9/2022	47.41	-	36.42	0	10.99	
MW-32	6/7/2022	47.41	-	35.95	0	11.46	
MW-32	7/13/2022	47.41	-	35.83	0	11.58	
MW-32	8/22/2022	47.41	-	35.87	0	11.54	
MW-32	9/14/2022	47.41	-	36.14	0	11.27	
MW-33	2/12/2020	36.52	-	28.26	0	8.26	
MW-33	3/5/2020	36.52	-	28.27	0	8.25	
MW-33	4/14/2020	36.52	-	27.09	0	9.43	
MW-33	5/28/2020	36.52	-	26.06	0	10.46	
MW-33	6/16/2020	36.52	-	27.49	0	9.03	
MW-33	7/14/2020	36.52	-	27.90	0	8.62	
MW-33	8/12/2020	36.52	-	28.14	0	8.38	
MW-33	9/24/2020	36.52	-	28.10	0	8.42	
MW-33	10/19/2020	36.52	-	28.01	0	8.51	
MW-33	11/13/2020	36.52	-	27.77	0	8.75	
MW-33	12/23/2020	36.52	-	27.70	0	8.82	

Table 1 - Well Gauging Data Summary
3rd Quarter Report - 2022
Chester River Hospital Center
100 Brown Street,
Chestertown, MD 21620

Well No.	Date	Top of Casing Elevation (ft)	Depth to LPH (ft)	Depth to Groundwater (ft)	LPH Thickness (ft)	Corrected Groundwater Elevation (ft msl)	Notes
MW-33	1/11/2021	36.52	-	27.52	0	9.00	
MW-33	2/26/2021	36.52	-	27.30	0	9.22	
MW-33	3/25/2021	36.52	-	26.97	0	9.55	
MW-33	4/26/2021	36.52	-	26.36	0	10.16	
MW-33	5/20/2021	36.52	-	26.02	0	10.50	
MW-33	6/10/2021	36.52	-	25.90	0	10.62	
MW-33	7/26/2021	36.52	-	25.67	0	10.85	
MW-33	8/19/2021	36.52	-	25.90	0	10.62	
MW-33	9/7/2021	36.52	-	25.88	0	10.64	
MW-33	10/11/2021	36.52	-	25.91	0	10.61	
MW-33	11/12/2021	36.52	-	25.83	0	10.69	
MW-33	12/9/2021	36.52	-	26.79	0	9.73	
MW-33	1/21/2022	36.52	-	27.20	0	9.32	
MW-33	2/21/2022	36.52	-	27.18	0	9.34	
MW-33	3/17/2022	36.52	-	27.31	0	9.21	
MW-33	4/22/2022	36.52	-	27.65	0	8.87	
MW-33	4/25/2022	36.52	-	27.44	0	9.08	
MW-33	4/26/2022	36.52	-	27.09	0	9.43	
MW-33	4/27/2022	36.52	-	27.01	0	9.51	
MW-33	4/28/2022	36.52	-	26.90	0	9.62	
MW-33	4/29/2022	36.52	-	26.81	0	9.71	
MW-33	5/4/2022	36.52	-	26.53	0	9.99	
MW-33	5/9/2022	36.52	-	26.46	0	10.06	
MW-33	6/7/2022	36.52	-	26.00	0	10.52	
MW-33	7/13/2022	36.52	-	25.86	0	10.66	
MW-33	8/22/2022	36.52	-	26.01	0	10.51	
MW-33	9/14/2022	36.52	-	26.32	0	10.20	
MW-34	2/12/2020	36.64	-	28.40	0	8.24	
MW-34	3/5/2020	36.64	-	28.43	0	8.21	
MW-34	4/14/2020	36.64	-	27.29	0	9.35	
MW-34	5/28/2020	36.64	-	26.18	0	10.46	
MW-34	6/16/2020	36.64	-	27.69	0	8.95	
MW-34	7/14/2020	36.64	-	28.06	0	8.58	
MW-34	8/12/2020	36.64	-	28.32	0	8.32	
MW-34	9/24/2020	36.64	-	28.22	0	8.42	
MW-34	10/19/2020	36.64	-	28.15	0	8.49	
MW-34	11/13/2020	36.64	-	27.92	0	8.72	
MW-34	12/23/2020	36.64	-	27.84	0	8.80	
MW-34	1/11/2021	36.64	-	27.60	0	9.04	
MW-34	2/26/2021	36.64	-	27.40	0	9.24	
MW-34	3/25/2021	36.64	-	27.07	0	9.57	
MW-34	4/26/2021	36.64	-	26.48	0	10.16	
MW-34	5/20/2021	36.64	-	26.13	0	10.51	
MW-34	6/10/2021	36.64	-	26.03	0	10.61	
MW-34	7/26/2021	36.64	-	25.70	0	10.94	
MW-34	8/19/2021	36.64	-	25.93	0	10.71	
MW-34	9/7/2021	36.64	-	26.00	0	10.64	
MW-34	10/11/2021	36.64	-	26.04	0	10.60	
MW-34	11/12/2021	36.64	-	26.05	0	10.59	
MW-34	12/9/2021	36.64	-	26.95	0	9.69	
MW-34	1/21/2022	36.64	-	27.33	0	9.31	

Table 1 - Well Gauging Data Summary
3rd Quarter Report - 2022
Chester River Hospital Center
100 Brown Street,
Chestertown, MD 21620

Well No.	Date	Top of Casing Elevation (ft)	Depth to LPH (ft)	Depth to Groundwater (ft)	LPH Thickness (ft)	Corrected Groundwater Elevation (ft msl)	Notes
MW-34	2/21/2022	36.64	-	27.33	0	9.31	
MW-34	3/17/2022	36.64	-	27.45	0	9.19	
MW-34	4/22/2022	36.64	-	27.81	0	8.83	
MW-34	4/25/2022	36.64	-	27.56	0	9.08	
MW-34	4/26/2022	36.64	-	27.23	0	9.41	
MW-34	4/27/2022	36.64	-	27.16	0	9.48	
MW-34	4/28/2022	36.64	-	27.06	0	9.58	
MW-34	4/29/2022	36.64	-	26.96	0	9.68	
MW-34	5/4/2022	36.64	-	26.66	0	9.98	
MW-34	5/9/2022	36.64	-	26.60	0	10.04	
MW-34	6/7/2022	36.64	-	26.14	0	10.50	
MW-34	7/13/2022	36.64	-	26.04	0	10.60	
MW-34	8/22/2022	36.64	-	26.17	0	10.47	
MW-34	9/14/2022	36.64	-	26.47	0	10.17	
MW-35	2/12/2020	38.62	-	30.25	0	8.37	
MW-35	3/5/2020	38.62	-	30.26	0	8.36	
MW-35	4/14/2020	38.62	-	29.04	0	9.58	
MW-35	5/28/2020	38.62	-	27.86	0	10.76	
MW-35	6/16/2020	38.62	-	29.53	0	9.09	
MW-35	7/14/2020	38.62	-	29.88	0	8.74	
MW-35	8/12/2020	38.62	-	30.14	0	8.48	
MW-35	9/24/2020	38.62	-	30.01	0	8.61	
MW-35	10/19/2020	38.62	-	29.95	0	8.67	
MW-35	11/13/2020	38.62	-	29.72	0	8.90	
MW-35	12/23/2020	38.62	-	29.63	0	8.99	
MW-35	1/11/2021	38.62	-	29.45	0	9.17	
MW-35	2/26/2021	38.62	-	29.19	0	9.43	
MW-35	3/25/2021	38.62	-	28.84	0	9.78	
MW-35	4/26/2021	38.62	-	28.21	0	10.41	
MW-35	5/20/2021	38.62	-	27.87	0	10.75	
MW-35	6/10/2021	38.62	-	27.74	0	10.88	
MW-35	7/26/2021	38.62	-	27.39	0	11.23	
MW-35	8/19/2021	38.62	-	27.64	0	10.98	
MW-35	9/7/2021	38.62	-	27.67	0	10.95	
MW-35	10/11/2021	38.62	-	27.75	0	10.87	
MW-35	11/12/2021	38.62	-	27.74	0	10.88	
MW-35	12/9/2021	38.62	-	28.73	0	9.89	
MW-35	1/21/2022	38.62	-	29.11	0	9.51	
MW-35	2/21/2022	38.62	-	29.07	0	9.55	
MW-35	3/17/2022	38.62	-	29.25	0	9.37	
MW-35	4/22/2022	38.62	-	29.65	0	8.97	
MW-35	4/25/2022	38.62	-	29.31	0	9.31	
MW-35	4/26/2022	38.62	-	28.95	0	9.67	
MW-35	4/27/2022	38.62	-	28.86	0	9.76	
MW-35	4/28/2022	38.62	-	28.78	0	9.84	
MW-35	4/29/2022	38.62	-	28.66	0	9.96	
MW-35	5/4/2022	38.62	-	28.37	0	10.25	
MW-35	5/9/2022	38.62	-	28.30	0	10.32	
MW-35	6/7/2022	38.62	-	27.83	0	10.79	
MW-35	7/13/2022	38.62	-	27.69	0	10.93	
MW-35	8/22/2022	38.62	-	27.81	0	10.81	

Table 1 - Well Gauging Data Summary
3rd Quarter Report - 2022
Chester River Hospital Center
100 Brown Street,
Chestertown, MD 21620

Well No.	Date	Top of Casing Elevation (ft)	Depth to LPH (ft)	Depth to Groundwater (ft)	LPH Thickness (ft)	Corrected Groundwater Elevation (ft msl)	Notes
MW-35	9/14/2022	38.62	-	28.11	0	10.51	
MW-37	2/12/2020	50.54	-	40.29	0	10.25	
MW-37	3/5/2020	50.54	-	40.42	0	10.12	
MW-37	4/14/2020	50.54	-	39.50	0	11.04	
MW-37	5/28/2020	50.54	-	38.41	0	12.13	
MW-37	6/16/2020	50.54	-	40.68	0	9.86	
MW-37	7/14/2020	50.54	-	39.97	0	10.57	
MW-37	8/12/2020	50.54	-	40.18	0	10.36	
MW-37	9/24/2020	50.54	-	40.03	0	10.51	
MW-37	10/19/2020	50.54	-	39.96	0	10.58	
MW-37	11/13/2020	50.54	-	39.73	0	10.81	
MW-37	12/23/2020	50.54	-	39.66	0	10.88	
MW-37	1/11/2021	50.54	-	39.44	0	11.10	
MW-37	2/26/2021	50.54	-	39.18	0	11.36	
MW-37	3/25/2021	50.54	-	38.89	0	11.65	
MW-37	4/26/2021	50.54	-	38.38	0	12.16	
MW-37	5/20/2021	50.54	-	38.04	0	12.50	
MW-37	6/10/2021	50.54	-	37.86	0	12.68	
MW-37	7/26/2021	50.54	-	37.64	0	12.90	
MW-37	8/19/2021	50.54	-	37.85	0	12.69	
MW-37	9/7/2021	50.54	-	37.93	0	12.61	
MW-37	10/11/2021	50.54	-	38.03	0	12.51	
MW-37	11/12/2021	50.54	-	38.06	0	12.48	
MW-37	12/9/2021	50.54	-	38.85	0	11.69	
MW-37	1/21/2022	50.54	-	39.27	0	11.27	
MW-37	2/21/2022	50.54	-	39.27	0	11.27	
MW-37	3/17/2022	50.54	-	39.47	0	11.07	
MW-37	4/22/2022	50.54	-	39.84	0	10.70	
MW-37	4/25/2022	50.54	-	39.60	0	10.94	
MW-37	4/26/2022	50.54	-	39.28	0	11.26	
MW-37	4/27/2022	50.54	-	39.22	0	11.32	
MW-37	4/28/2022	50.54	-	39.18	0	11.36	
MW-37	4/29/2022	50.54	-	39.11	0	11.43	
MW-37	5/4/2022	50.54	-	38.85	0	11.69	
MW-37	5/9/2022	50.54	-	38.80	0	11.74	
MW-37	6/7/2022	50.54	-	38.39	0	12.15	
MW-37	7/13/2022	50.54	-	38.27	0	12.27	
MW-37	8/22/2022	50.54	-	38.24	0	12.30	
MW-37	9/14/2022	50.54	-	38.49	0	12.05	
MW-40	2/12/2020	48.88	-	40.72	0	8.16	
MW-40	3/5/2020	48.88	-	40.67	0	8.21	
MW-40	4/14/2020	48.88	-	39.44	0	9.44	
MW-40	5/28/2020	48.88	-	37.28	0	11.60	
MW-40	6/16/2020	48.88	-	40.15	0	8.73	
MW-40	7/14/2020	48.88	-	40.39	0	8.49	
MW-40	8/12/2020	48.88	-	40.58	0	8.30	
MW-40	9/24/2020	48.88	-	40.30	0	8.58	
MW-40	10/19/2020	48.88	-	40.11	0	8.77	
MW-40	11/13/2020	48.88	-	39.95	0	8.93	
MW-40	12/23/2020	48.88	-	39.75	0	9.13	

Table 1 - Well Gauging Data Summary
3rd Quarter Report - 2022
Chester River Hospital Center
100 Brown Street,
Chestertown, MD 21620

Well No.	Date	Top of Casing Elevation (ft)	Depth to LPH (ft)	Depth to Groundwater (ft)	LPH Thickness (ft)	Corrected Groundwater Elevation (ft msl)	Notes
MW-40	1/11/2021	48.88	-	39.50	0	9.38	
MW-40	2/26/2021	48.88	-	39.20	0	9.68	
MW-40	3/25/2021	48.88	-	38.70	0	10.18	
MW-40	4/26/2021	48.88	-	37.94	0	10.94	
MW-40	5/20/2021	48.88	-	37.55	0	11.33	
MW-40	6/10/2021	48.88	-	37.42	0	11.46	
MW-40	7/26/2021	48.88	-	37.06	0	11.82	
MW-40	8/19/2021	48.88	-	37.37	0	11.51	
MW-40	9/7/2021	48.88	-	37.36	0	11.52	
MW-40	10/11/2021	48.88	-	37.41	0	11.47	
MW-40	11/12/2021	48.88	-	37.39	0	11.49	
MW-40	12/9/2021	48.88	-	38.75	0	10.13	
MW-40	1/21/2022	48.88	-	39.03	0	9.85	
MW-40	2/21/2022	48.88	-	38.61	0	10.27	
MW-40	3/17/2022	48.88	-	39.51	0	9.37	
MW-40	4/22/2022	48.88	-	40.22	0	8.66	
MW-40	4/25/2022	48.88	-	38.83	0	10.05	
MW-40	4/26/2022	48.88	-	38.32	0	10.56	
MW-40	4/27/2022	48.88	-	38.26	0	10.62	
MW-40	4/28/2022	48.88	-	38.18	0	10.70	
MW-40	4/29/2022	48.88	-	38.06	0	10.82	
MW-40	5/4/2022	48.88	-	37.76	0	11.12	
MW-40	5/9/2022	48.88	-	37.73	0	11.15	
MW-40	6/7/2022	48.88	-	37.26	0	11.62	
MW-40	7/13/2022	48.88	-	37.12	0	11.76	
MW-40	8/22/2022	48.88	-	37.16	0	11.72	
MW-40	9/14/2022	48.88	-	37.42	0	11.46	
MW-41	2/12/2020	43.15	-	34.89	0	8.26	
MW-41	3/5/2020	43.15	-	35.08	0	8.07	
MW-41	4/14/2020	43.15	-	33.54	0	9.61	
MW-41	5/28/2020	43.15	-	31.97	0	11.18	
MW-41	6/16/2020	43.15	-	34.56	0	8.59	
MW-41	7/14/2020	43.15	-	34.86	0	8.29	
MW-41	8/12/2020	43.15	-	34.86	0	8.29	
MW-41	9/24/2020	43.15	-	34.95	0	8.20	
MW-41	10/19/2020	43.15	-	34.60	0	8.55	
MW-41	11/13/2020	43.15	-	34.59	0	8.56	
MW-41	12/23/2020	43.15	-	34.72	0	8.43	
MW-41	1/11/2021	43.15	-	34.41	0	8.74	
MW-41	2/26/2021	43.15	-	34.24	0	8.91	
MW-41	3/25/2021	43.15	-	33.86	0	9.29	
MW-41	4/26/2021	43.15	-	33.14	0	10.01	
MW-41	5/20/2021	43.15	-	32.75	0	10.40	
MW-41	6/10/2021	43.15	-	32.60	0	10.55	
MW-41	7/26/2021	43.15	-	32.05	0	11.10	
MW-41	8/19/2021	43.15	-	32.56	0	10.59	
MW-41	9/7/2021	43.15	-	32.40	0	10.75	
MW-41	10/11/2021	43.15	-	32.42	0	10.73	
MW-41	11/12/2021	43.15	-	31.94	0	11.21	
MW-41	12/9/2021	43.15	-	33.74	0	9.41	
MW-41	1/21/2022	43.15	-	34.00	0	9.15	

Table 1 - Well Gauging Data Summary
3rd Quarter Report - 2022
Chester River Hospital Center
100 Brown Street,
Chestertown, MD 21620

Well No.	Date	Top of Casing Elevation (ft)	Depth to LPH (ft)	Depth to Groundwater (ft)	LPH Thickness (ft)	Corrected Groundwater Elevation (ft msl)	Notes
MW-41	2/21/2022	43.15	-	33.80	0	9.35	
MW-41	3/17/2022	43.15	-	33.93	0	9.22	
MW-41	4/22/2022	43.15	-	34.53	0	8.62	
MW-41	4/25/2022	43.15	-	33.59	0	9.56	
MW-41	4/26/2022	43.15	-	33.05	0	10.10	
MW-41	4/27/2022	43.15	-	32.96	0	10.19	
MW-41	4/28/2022	43.15	-	32.88	0	10.27	
MW-41	4/29/2022	43.15	-	32.75	0	10.40	
MW-41	5/4/2022	43.15	-	32.42	0	10.73	
MW-41	5/9/2022	43.15	-	32.38	0	10.77	
MW-41	6/7/2022	43.15	-	31.90	0	11.25	
MW-41	7/13/2022	43.15	-	31.80	0	11.35	
MW-41	8/22/2022	43.15	-	31.84	0	11.31	
MW-41	9/14/2022	43.15	-	32.10	0	11.05	
MW-42	2/12/2020	47.11	-	37.90	0	9.21	
MW-42	3/5/2020	47.11	-	38.38	0	8.73	
MW-42	4/14/2020	47.11	-	37.14	0	9.97	
MW-42	5/28/2020	47.11	-	35.52	0	11.59	
MW-42	6/16/2020	47.11	-	37.79	0	9.32	
MW-42	7/14/2020	47.11	-	38.08	0	9.03	
MW-42	8/12/2020	47.11	-	35.93	0	11.18	
MW-42	9/24/2020	47.11	-	38.13	0	8.98	
MW-42	10/19/2020	47.11	-	37.84	0	9.27	
MW-42	11/13/2020	47.11	-	37.79	0	9.32	
MW-42	12/23/2020	47.11	-	37.76	0	9.35	
MW-42	1/11/2021	47.11	-	37.50	0	9.61	
MW-42	2/26/2021	47.11	-	37.35	0	9.76	
MW-42	3/25/2021	47.11	-	36.96	0	10.15	
MW-42	4/26/2021	47.11	-	36.26	0	10.85	
MW-42	5/20/2021	47.11	-	35.87	0	11.24	
MW-42	6/10/2021	47.11	-	35.71	0	11.40	
MW-42	7/26/2021	47.11	-	35.31	0	11.80	
MW-42	8/19/2021	47.11	-	35.70	0	11.41	
MW-42	9/7/2021	47.11	-	35.62	0	11.49	
MW-42	10/11/2021	47.11	-	35.66	0	11.45	
MW-42	11/12/2021	47.11	-	35.57	0	11.54	
MW-42	12/9/2021	47.11	-	37.89	0	9.22	
MW-42	1/21/2022	47.11	-	37.21	0	9.90	
MW-42	2/21/2022	47.11	-	37.09	0	10.02	
MW-42	3/17/2022	47.11	-	37.26	0	9.85	
MW-42	4/22/2022	47.11	-	37.87	0	9.24	
MW-42	4/25/2022	47.11	-	37.00	0	10.11	
MW-42	4/26/2022	47.11	-	36.59	0	10.52	
MW-42	4/27/2022	47.11	-	36.52	0	10.59	
MW-42	4/28/2022	47.11	-	36.40	0	10.71	
MW-42	4/29/2022	47.11	-	36.31	0	10.80	
MW-42	5/4/2022	47.11	-	35.99	0	11.12	
MW-42	5/9/2022	47.11	-	35.95	0	11.16	
MW-42	6/7/2022	47.11	-	35.50	0	11.61	
MW-42	7/13/2022	47.11	-	35.38	0	11.73	
MW-42	8/22/2022	47.11	-	35.39	0	11.72	

Table 1 - Well Gauging Data Summary
3rd Quarter Report - 2022
Chester River Hospital Center
100 Brown Street,
Chestertown, MD 21620

Well No.	Date	Top of Casing Elevation (ft)	Depth to LPH (ft)	Depth to Groundwater (ft)	LPH Thickness (ft)	Corrected Groundwater Elevation (ft msl)	Notes
MW-42	9/14/2022	47.11	-	35.67	0	11.44	
MW-43	2/12/2020	47.90	-	39.83	0	8.07	
MW-43	3/5/2020	47.90	-	39.78	0	8.12	
MW-43	4/14/2020	47.90	-	38.31	0	9.59	
MW-43	5/28/2020	47.90	-	36.50	0	11.40	
MW-43	6/16/2020	47.90	-	39.25	0	8.65	
MW-43	7/14/2020	47.90	-	39.49	0	8.41	
MW-43	8/12/2020	47.90	-	39.70	0	8.20	
MW-43	9/24/2020	47.90	-	39.45	0	8.45	
MW-43	10/19/2020	47.90	-	39.24	0	8.66	
MW-43	11/13/2020	47.90	-	39.11	0	8.79	
MW-43	12/23/2020	47.90	-	38.99	0	8.91	
MW-43	1/11/2021	47.90	-	38.67	0	9.23	
MW-43	2/26/2021	47.90	-	38.46	0	9.44	
MW-43	3/25/2021	47.90	-	38.00	0	9.90	
MW-43	4/26/2021	47.90	-	37.21	0	10.69	
MW-43	5/20/2021	47.90	-	36.84	0	11.06	
MW-43	6/10/2021	47.90	-	36.69	0	11.21	
MW-43	7/26/2021	47.90	-	36.29	0	11.61	
MW-43	8/19/2021	47.90	-	36.60	0	11.30	
MW-43	9/7/2021	47.90	-	36.55	0	11.35	
MW-43	10/11/2021	47.90	-	36.62	0	11.28	
MW-43	11/12/2021	47.90	-	36.56	0	11.34	
MW-43	12/9/2021	47.90	-	38.12	0	9.78	
MW-43	1/21/2022	47.90	-	38.38	0	9.52	
MW-43	2/21/2022	47.90	-	37.95	0	9.95	
MW-43	3/17/2022	47.90	-	38.58	0	9.32	
MW-43	4/22/2022	47.90	-	39.44	0	8.46	
MW-43	4/25/2022	47.90	-	38.15	0	9.75	
MW-43	4/26/2022	47.90	-	37.54	0	10.36	
MW-43	4/27/2022	47.90	-	37.46	0	10.44	
MW-43	4/28/2022	47.90	-	37.37	0	10.53	
MW-43	4/29/2022	47.90	-	37.27	0	10.63	
MW-43	5/4/2022	47.90	-	36.93	0	10.97	
MW-43	5/9/2022	47.90	-	36.90	0	11.00	
MW-43	6/7/2022	47.90	-	36.44	0	11.46	
MW-43	7/13/2022	47.90	-	36.30	0	11.60	
MW-43	8/22/2022	47.90	-	36.34	0	11.56	
MW-43	9/14/2022	47.90	-	36.52	0	11.38	
MW-44	2/12/2020	47.20	-	38.31	0	8.89	
MW-44	3/5/2020	47.20	-	38.35	0	8.85	
MW-44	4/14/2020	47.20	-	37.18	0	10.02	
MW-44	5/28/2020	47.20	-	35.78	0	11.42	
MW-44	6/16/2020	47.20	-	37.62	0	9.58	
MW-44	7/14/2020	47.20	-	37.94	0	9.26	
MW-44	8/12/2020	47.20	-	38.20	0	9.00	
MW-44	9/24/2020	47.20	-	37.98	0	9.22	
MW-44	10/19/2020	47.20	-	37.89	0	9.31	
MW-44	11/13/2020	47.20	-	37.68	0	9.52	
MW-44	12/23/2020	47.20	-	37.55	0	9.65	

Table 1 - Well Gauging Data Summary
3rd Quarter Report - 2022
Chester River Hospital Center
100 Brown Street,
Chestertown, MD 21620

Well No.	Date	Top of Casing Elevation (ft)	Depth to LPH (ft)	Depth to Groundwater (ft)	LPH Thickness (ft)	Corrected Groundwater Elevation (ft msl)	Notes
MW-44	1/11/2021	47.20	-	37.31	0	9.89	
MW-44	2/26/2021	47.20	-	36.99	0	10.21	
MW-44	3/25/2021	47.20	-	36.63	0	10.57	
MW-44	4/26/2021	47.20	-	35.97	0	11.23	
MW-44	5/20/2021	47.20	-	35.62	0	11.58	
MW-44	6/10/2021	47.20	-	35.50	0	11.70	
MW-44	7/26/2021	47.20	-	35.20	0	12.00	
MW-44	8/19/2021	47.20	-	35.42	0	11.78	
MW-44	9/7/2021	47.20	-	35.47	0	11.73	
MW-44	10/11/2021	47.20	-	35.58	0	11.62	
MW-44	11/12/2021	47.20	-	35.60	0	11.60	
MW-44	12/9/2021	47.20	-	36.54	0	10.66	
MW-44	1/21/2022	47.20	-	36.90	0	10.30	
MW-44	2/21/2022	47.20	-	36.77	0	10.43	
MW-44	3/17/2022	47.20	-	37.30	0	9.90	
MW-44	4/22/2022	47.20	-	37.77	0	9.43	
MW-44	4/25/2022	47.20	-	37.19	0	10.01	
MW-44	4/26/2022	47.20	-	36.78	0	10.42	
MW-44	4/27/2022	47.20	-	36.72	0	10.48	
MW-44	4/28/2022	47.20	-	36.65	0	10.55	
MW-44	4/29/2022	47.20	-	36.55	0	10.65	
MW-44	5/4/2022	47.20	-	36.23	0	10.97	
MW-44	5/9/2022	47.20	-	36.19	0	11.01	
MW-44	6/7/2022	47.20	-	35.73	0	11.47	
MW-44	7/13/2022	47.20	-	35.61	0	11.59	
MW-44	8/22/2022	47.20	-	35.65	0	11.55	
MW-44	9/14/2022	47.20	-	35.90	0	11.30	
MW-45	2/12/2020	40.70	-	32.35	0	8.35	
MW-45	3/5/2020	40.70	-	32.40	0	8.30	
MW-45	4/14/2020	40.70	-	31.08	0	9.62	
MW-45	5/28/2020	40.70	-	29.74	0	10.96	
MW-45	6/16/2020	40.70	-	31.62	0	9.08	
MW-45	7/14/2020	40.70	-	31.98	0	8.72	
MW-45	8/12/2020	40.70	-				
MW-45	9/24/2020	40.70	-	32.09	0	8.61	
MW-45	10/19/2020	40.70	-	32.00	0	8.70	
MW-45	11/13/2020	40.70	-	31.80	0	8.90	
MW-45	12/23/2020	40.70	-	31.68	0	9.02	
MW-45	1/11/2021	40.70	-	31.41	0	9.29	
MW-45	2/26/2021	40.70	-	31.15	0	9.55	
MW-45	3/25/2021	40.70	-	30.80	0	9.90	
MW-45	4/26/2021	40.70	-	30.18	0	10.52	
MW-45	5/20/2021	40.70	-				
MW-45	6/10/2021	40.70	-	29.83	0	10.87	
MW-45	7/26/2021	40.70	-	29.31	0	11.39	
MW-45	8/19/2021	40.70	-	29.58	0	11.12	
MW-45	9/7/2021	40.70	-	29.56	0	11.14	
MW-45	10/11/2021	40.70	-	29.65	0	11.05	
MW-45	11/12/2021	40.70	-	29.46	0	11.24	
MW-45	12/9/2021	40.70	-	30.71	0	9.99	
MW-45	1/21/2022	40.70	-	31.10	0	9.60	

Table 1 - Well Gauging Data Summary
3rd Quarter Report - 2022
Chester River Hospital Center
100 Brown Street,
Chestertown, MD 21620

Well No.	Date	Top of Casing Elevation (ft)	Depth to LPH (ft)	Depth to Groundwater (ft)	LPH Thickness (ft)	Corrected Groundwater Elevation (ft msl)	Notes
MW-45	2/21/2022	40.70	-	30.98	0	9.72	
MW-45	3/17/2022	40.70	-	31.30	0	9.40	
MW-45	4/22/2022	40.70	-	31.78	0	8.92	
MW-45	4/25/2022	40.70	-	31.21	0	9.49	
MW-45	4/26/2022	40.70	-	30.85	0	9.85	
MW-45	4/27/2022	40.70	-	30.72	0	9.98	
MW-45	4/28/2022	40.70	-	30.64	0	10.06	
MW-45	4/29/2022	40.70	-	30.53	0	10.17	
MW-45	5/4/2022	40.70	-	38.23	0	2.47	
MW-45	5/9/2022	40.70	-	30.18	0	10.52	
MW-45	6/7/2022	40.70	-	29.67	0	11.03	
MW-45	7/13/2022	40.70	-	29.56	0	11.14	
MW-45	8/22/2022	40.70	-	29.62	0	11.08	
MW-45	9/14/2022	40.70	-	29.94	0	10.76	
MW-46	2/12/2020	40.89	-	33.12	0	7.77	
MW-46	3/5/2020	40.89	-	33.08	0	7.81	
MW-46	4/14/2020	40.89	-	31.43	0	9.46	
MW-46	5/28/2020	40.89	-	29.96	0	10.93	
MW-46	6/16/2020	40.89	-	32.42	0	8.47	
MW-46	7/14/2020	40.89	-	32.74	0	8.15	
MW-46	8/12/2020	40.89	-	32.47	0	8.42	
MW-46	9/24/2020	40.89	-	32.81	0	8.08	
MW-46	10/19/2020	40.89	-	32.62	0	8.27	
MW-46	11/13/2020	40.89	-	32.50	0	8.39	
MW-46	12/23/2020	40.89	-	32.45	0	8.44	
MW-46	1/11/2021	40.89	-	32.15	0	8.74	
MW-46	2/26/2021	40.89	-	31.97	0	8.92	
MW-46	3/25/2021	40.89	-	31.58	0	9.31	
MW-46	4/26/2021	40.89	-	30.84	0	10.05	
MW-46	5/20/2021	40.89	-	30.41	0	10.48	
MW-46	6/10/2021	40.89	-	30.30	0	10.59	
MW-46	7/26/2021	40.89	-	29.80	0	11.09	
MW-46	8/19/2021	40.89	-	30.12	0	10.77	
MW-46	9/7/2021	40.89	-	30.04	0	10.85	
MW-46	10/11/2021	40.89	-	30.10	0	10.79	
MW-46	11/12/2021	40.89	-	29.99	0	10.90	
MW-46	12/9/2021	40.89	-	31.60	0	9.29	
MW-46	1/21/2022	40.89	-	31.86	0	9.03	
MW-46	2/21/2022	40.89	-	31.66	0	9.23	
MW-46	3/17/2022	40.89	-	31.91	0	8.98	
MW-46	4/22/2022	40.89	-	32.50	0	8.39	
MW-46	4/25/2022	40.89	-	31.55	0	9.34	
MW-46	4/26/2022	40.89	-	31.10	0	9.79	
MW-46	4/27/2022	40.89	-	30.95	0	9.94	
MW-46	4/28/2022	40.89	-	30.93	0	9.96	
MW-46	4/29/2022	40.89	-	30.81	0	10.08	
MW-46	5/4/2022	40.89	-	30.45	0	10.44	
MW-46	5/9/2022	40.89	-	30.40	0	10.49	
MW-46	6/7/2022	40.89	-	29.91	0	10.98	
MW-46	7/13/2022	40.89	-	29.80	0	11.09	
MW-46	8/22/2022	40.89	-	29.84	0	11.05	

Table 1 - Well Gauging Data Summary
3rd Quarter Report - 2022
Chester River Hospital Center
100 Brown Street,
Chestertown, MD 21620

Well No.	Date	Top of Casing Elevation (ft)	Depth to LPH (ft)	Depth to Groundwater (ft)	LPH Thickness (ft)	Corrected Groundwater Elevation (ft msl)	Notes
MW-46	9/14/2022	40.89	-	30.14	0	10.75	
MW-47	2/12/2020	40.74	-	33.08	0	7.66	
MW-47	3/5/2020	40.74	-	32.97	0	7.77	
MW-47	4/14/2020	40.74	-	31.44	0	9.30	
MW-47	5/28/2020	40.74	-	29.77	0	10.97	
MW-47	6/16/2020	40.74	-	32.45	0	8.29	
MW-47	7/14/2020	40.74	-	32.75	0	7.99	
MW-47	8/12/2020	40.74	-	33.05	0	7.69	
MW-47	9/24/2020	40.74	-	32.86	0	7.88	
MW-47	10/19/2020	40.74	-	32.57	0	8.17	
MW-47	11/13/2020	40.74	-	32.50	0	8.24	
MW-47	12/23/2020	40.74	-	32.72	0	8.02	
MW-47	1/11/2021	40.74	-	32.38	0	8.36	
MW-47	2/26/2021	40.74	-	32.19	0	8.55	
MW-47	3/25/2021	40.74	-	31.75	0	8.99	
MW-47	4/26/2021	40.74	-	30.97	0	9.77	
MW-47	5/20/2021	40.74	-	30.56	0	10.18	
MW-47	6/10/2021	40.74	-	30.46	0	10.28	
MW-47	7/26/2021	40.74	-	29.92	0	10.82	
MW-47	8/19/2021	40.74	-	30.36	0	10.38	
MW-47	9/7/2021	40.74	-	30.20	0	10.54	
MW-47	10/11/2021	40.74	-	30.21	0	10.53	
MW-47	11/12/2021	40.74	-	30.06	0	10.68	
MW-47	12/9/2021	40.74	-	31.50	0	9.24	
MW-47	1/21/2022	40.74	-	31.78	0	8.96	
MW-47	2/21/2022	40.74	-	31.61	0	9.13	
MW-47	3/17/2022	40.74	-	31.73	0	9.01	
MW-47	4/22/2022	40.74	-	32.28	0	8.46	
MW-47	4/25/2022	40.74	-	31.42	0	9.32	
MW-47	4/26/2022	40.74	-	30.91	0	9.83	
MW-47	4/27/2022	40.74	-	30.83	0	9.91	
MW-47	4/28/2022	40.74	-	30.74	0	10.00	
MW-47	4/29/2022	40.74	-	30.63	0	10.11	
MW-47	5/4/2022	40.74	-	30.28	0	10.46	
MW-47	5/9/2022	40.74	-	30.24	0	10.50	
MW-47	6/7/2022	40.74	-	29.76	0	10.98	
MW-47	7/13/2022	40.74	-	29.68	0	11.06	
MW-47	8/22/2022	40.74	-	29.71	0	11.03	
MW-47	9/14/2022	40.74	-	29.99	0	10.75	
MW-48	2/12/2020	36.22	-	27.78	0	8.44	
MW-48	3/5/2020	36.22	-	27.81	0	8.41	
MW-48	4/14/2020	36.22	-	26.82	0	9.40	
MW-48	5/28/2020	36.22	-	25.80	0	10.42	
MW-48	6/16/2020	36.22	-	26.98	0	9.24	
MW-48	7/14/2020	36.22	-	27.42	0	8.80	
MW-48	8/12/2020	36.22	-	27.43	0	8.79	
MW-48	9/24/2020	36.22	-	27.58	0	8.64	
MW-48	10/19/2020	36.22	-	27.49	0	8.73	
MW-48	11/13/2020	36.22	-	27.30	0	8.92	
MW-48	12/23/2020	36.22	-	27.15	0	9.07	

Table 1 - Well Gauging Data Summary
3rd Quarter Report - 2022
Chester River Hospital Center
100 Brown Street,
Chestertown, MD 21620

Well No.	Date	Top of Casing Elevation (ft)	Depth to LPH (ft)	Depth to Groundwater (ft)	LPH Thickness (ft)	Corrected Groundwater Elevation (ft msl)	Notes
MW-48	1/11/2021	36.22	-	26.93	0	9.29	
MW-48	2/26/2021	36.22	-	26.74	0	9.48	
MW-48	3/25/2021	36.22	-	26.42	0	9.80	
MW-48	4/26/2021	36.22	-	25.83	0	10.39	
MW-48	5/20/2021	36.22	-	25.53	0	10.69	
MW-48	6/10/2021	36.22	-	25.45	0	10.77	
MW-48	7/26/2021	36.22	-	25.18	0	11.04	
MW-48	8/19/2021	36.22	-	25.43	0	10.79	
MW-48	9/7/2021	36.22	-	25.48	0	10.74	
MW-48	10/11/2021	36.22	-	25.56	0	10.66	
MW-48	11/12/2021	36.22	-	25.56	0	10.66	
MW-48	12/9/2021	36.22	-	26.34	0	9.88	
MW-48	1/21/2022	36.22	-	26.76	0	9.46	
MW-48	2/21/2022	36.22	-	26.75	0	9.47	
MW-48	3/17/2022	36.22	-	26.90	0	9.32	
MW-48	4/22/2022	36.22	-	27.22	0	9.00	
MW-48	4/25/2022	36.22	-	27.06	0	9.16	
MW-48	4/26/2022	36.22	-	26.80	0	9.42	
MW-48	4/27/2022	36.22	-	26.70	0	9.52	
MW-48	4/28/2022	36.22	-	26.64	0	9.58	
MW-48	4/29/2022	36.22	-	26.54	0	9.68	
MW-48	5/4/2022	36.22	-	26.24	0	9.98	
MW-48	5/9/2022	36.22	-	26.23	0	9.99	
MW-48	6/7/2022	36.22	-	25.75	0	10.47	
MW-48	7/13/2022	36.22	-	25.66	0	10.56	
MW-48	8/22/2022	36.22	-	25.81	0	10.41	
MW-48	9/14/2022	36.22	-	26.11	0	10.11	
MW-49	2/12/2020	35.49	-	27.09	0	8.40	
MW-49	3/5/2020	35.49	-	27.15	0	8.34	
MW-49	4/14/2020	35.49	-	26.26	0	9.23	
MW-49	5/28/2020	35.49	-	25.30	0	10.19	
MW-49	6/16/2020	35.49	-	26.33	0	9.16	
MW-49	7/14/2020	35.49	-	26.78	0	8.71	
MW-49	8/12/2020	35.49	-	27.00	0	8.49	
MW-49	9/24/2020	35.49	-	26.91	0	8.58	
MW-49	10/19/2020	35.49	-	26.84	0	8.65	
MW-49	11/13/2020	35.49	-	26.61	0	8.88	
MW-49	12/23/2020	35.49	-	26.50	0	8.99	
MW-49	1/11/2021	35.49	-	26.23	0	9.26	
MW-49	2/26/2021	35.49	-	26.06	0	9.43	
MW-49	3/25/2021	35.49	-	25.74	0	9.75	
MW-49	4/26/2021	35.49	-	25.21	0	10.28	
MW-49	5/20/2021	35.49	-	24.93	0	10.56	
MW-49	6/10/2021	35.49	-	24.87	0	10.62	
MW-49	7/26/2021	35.49	-	24.61	0	10.88	
MW-49	8/19/2021	35.49	-	24.91	0	10.58	
MW-49	9/7/2021	35.49	-	24.96	0	10.53	
MW-49	10/11/2021	35.49	-	25.04	0	10.45	
MW-49	11/12/2021	35.49	-	25.04	0	10.45	
MW-49	12/9/2021	35.49	-	25.71	0	9.78	
MW-49	1/21/2022	35.49	-	26.13	0	9.36	

Table 1 - Well Gauging Data Summary
3rd Quarter Report - 2022
Chester River Hospital Center
100 Brown Street,
Chestertown, MD 21620

Well No.	Date	Top of Casing Elevation (ft)	Depth to LPH (ft)	Depth to Groundwater (ft)	LPH Thickness (ft)	Corrected Groundwater Elevation (ft msl)	Notes
MW-49	2/21/2022	35.49	-	26.15	0	9.34	
MW-49	3/17/2022	35.49	-	26.26	0	9.23	
MW-49	4/22/2022	35.49	-	26.57	0	8.92	
MW-49	4/25/2022	35.49	-	26.45	0	9.04	
MW-49	4/26/2022	35.49	-	26.21	0	9.28	
MW-49	4/27/2022	35.49	-	26.18	0	9.31	
MW-49	4/28/2022	35.49	-	26.11	0	9.38	
MW-49	4/29/2022	35.49	-	26.01	0	9.48	
MW-49	5/4/2022	35.49	-	25.74	0	9.75	
MW-49	5/9/2022	35.49	-	25.72	0	9.77	
MW-49	6/7/2022	35.49	-	25.25	0	10.24	
MW-49	7/13/2022	35.49	-	25.13	0	10.36	
MW-49	8/22/2022	35.49	-	25.35	0	10.14	
MW-49	9/14/2022	35.49	-	25.64	0	9.85	
MW-50	2/12/2020	35.64	-	27.00	0	8.64	
MW-50	3/5/2020	35.64	-	27.05	0	8.59	
MW-50	4/14/2020	35.64	-	26.38	0	9.26	
MW-50	5/28/2020	35.64	-	25.40	0	10.24	
MW-50	6/16/2020	35.64	-	26.38	0	9.26	
MW-50	7/14/2020	35.64	26.95	26.96	0.01	8.69	
MW-50	8/12/2020	35.64	-	27.21	0	8.43	
MW-50	9/24/2020	35.64	-	27.12	0	8.52	
MW-50	10/19/2020	35.64	-	27.06	0	8.58	
MW-50	11/13/2020	35.64	-	26.84	0	8.80	
MW-50	12/23/2020	35.64	-	26.72	0	8.92	
MW-50	1/11/2021	35.64	-	26.48	0	9.16	
MW-50	2/26/2021	35.64	-	26.30	0	9.34	
MW-50	3/25/2021	35.64	-	25.97	0	9.67	
MW-50	4/26/2021	35.64	-	25.42	0	10.22	
MW-50	5/20/2021	35.64	-	25.14	0	10.50	
MW-50	6/10/2021	35.64	-	25.05	0	10.59	
MW-50	7/26/2021	35.64	-	24.80	0	10.84	
MW-50	8/19/2021	35.64	-	25.04	0	10.60	
MW-50	9/7/2021	35.64	-	25.09	0	10.55	
MW-50	10/11/2021	35.64	-	25.19	0	10.45	
MW-50	11/12/2021	35.64	-	25.17	0	10.47	
MW-50	12/9/2021	35.64	-	25.82	0	9.82	
MW-50	1/21/2022	35.64	-	26.31	0	9.33	
MW-50	2/21/2022	35.64	-	26.32	0	9.32	
MW-50	3/17/2022	35.64	-	26.43	0	9.21	
MW-50	4/22/2022	35.64	-	26.74	0	8.90	
MW-50	4/25/2022	35.64	-	26.60	0	9.04	
MW-50	4/26/2022	35.64	-	26.35	0	9.29	
MW-50	4/27/2022	35.64	-	26.27	0	9.37	
MW-50	4/28/2022	35.64	-	26.21	0	9.43	
MW-50	4/29/2022	35.64	-	26.13	0	9.51	
MW-50	5/4/2022	35.64	-	25.85	0	9.79	
MW-50	5/9/2022	35.64	-	25.80	0	9.84	
MW-50	6/7/2022	35.64	-	25.35	0	10.29	
MW-50	7/13/2022	35.64	-	25.25	0	10.39	
MW-50	8/22/2022	35.64	-	25.42	0	10.22	

Table 1 - Well Gauging Data Summary
3rd Quarter Report - 2022
Chester River Hospital Center
100 Brown Street,
Chestertown, MD 21620

Well No.	Date	Top of Casing Elevation (ft)	Depth to LPH (ft)	Depth to Groundwater (ft)	LPH Thickness (ft)	Corrected Groundwater Elevation (ft msl)	Notes
MW-50	9/14/2022	35.64	-	25.71	0	9.93	
MW-51	2/12/2020	60.55	-	50.28	0	10.27	
MW-51	3/5/2020	60.55	-	50.33	0	10.22	
MW-51	4/14/2020	60.55	-	49.77	0	10.78	
MW-51	5/28/2020	60.55	-	48.64	0	11.91	
MW-51	6/16/2020	60.55	-	49.65	0	10.90	
MW-51	7/14/2020	60.55	-	49.90	0	10.65	
MW-51	8/12/2020	60.55	-	50.05	0	10.50	
MW-51	9/24/2020	60.55	-	50.04	0	10.51	
MW-51	10/19/2020	60.55	-	49.95	0	10.60	
MW-51	11/13/2020	60.55	-	49.79	0	10.76	
MW-51	12/23/2020	60.55	-	49.65	0	10.90	
MW-51	1/11/2021	60.55	-	49.45	0	11.10	
MW-51	2/26/2021	60.55	-	49.13	0	11.42	
MW-51	3/25/2021	60.55	-	48.91	0	11.64	
MW-51	4/26/2021	60.55	-	48.37	0	12.18	
MW-51	5/20/2021	60.55	-	48.08	0	12.47	
MW-51	6/10/2021	60.55	-	47.91	0	12.64	
MW-51	7/26/2021	60.55	-	47.73	0	12.82	
MW-51	8/19/2021	60.55	-	47.91	0	12.64	
MW-51	9/7/2021	60.55	-	48.03	0	12.52	
MW-51	10/11/2021	60.55	-	-	-	-	
MW-51	11/12/2021	60.55	-	48.15	0	12.40	
MW-51	12/9/2021	60.55	-	48.83	0	11.72	
MW-51	1/21/2022	60.55	-	49.23	0	11.32	
MW-51	2/21/2022	60.55	-	49.33	0	11.22	
MW-51	3/17/2022	60.55	-	49.49	0	11.06	
MW-51	4/22/2022	60.55	-	49.88	0	10.67	
MW-51	4/25/2022	60.55	-	49.73	0	10.82	
MW-51	4/26/2022	60.55	-	49.46	0	11.09	
MW-51	4/27/2022	60.55	-	49.46	0	11.09	
MW-51	4/28/2022	60.55	-	49.35	0	11.20	
MW-51	4/29/2022	60.55	-	49.33	0	11.22	
MW-51	5/4/2022	60.55	-	49.04	0	11.51	
MW-51	5/9/2022	60.55	-	48.98	0	11.57	
MW-51	6/7/2022	60.55	-	48.65	0	11.90	
MW-51	7/13/2022	60.55	-	48.50	0	12.05	
MW-51	8/22/2022	60.55	-	48.47	0	12.08	
MW-51	9/14/2022	60.55	-	48.66	0	11.89	
MW-52	2/12/2020	47.25	-	39.06	0	8.19	
MW-52	3/5/2020	47.25	-	39.00	0	8.25	
MW-52	4/14/2020	47.25	-	37.83	0	9.42	
MW-52	5/28/2020	47.25	-	36.08	0	11.17	
MW-52	6/16/2020	47.25	-	38.46	0	8.79	
MW-52	7/14/2020	47.25	-	38.71	0	8.54	
MW-52	8/12/2020	47.25	-	38.96	0	8.29	
MW-52	9/24/2020	47.25	-	38.77	0	8.48	
MW-52	10/19/2020	47.25	-	38.47	0	8.78	
MW-52	11/13/2020	47.25	-	38.44	0	8.81	
MW-52	12/23/2020	47.25	-	38.35	0	8.90	

Table 1 - Well Gauging Data Summary
3rd Quarter Report - 2022
Chester River Hospital Center
100 Brown Street,
Chestertown, MD 21620

Well No.	Date	Top of Casing Elevation (ft)	Depth to LPH (ft)	Depth to Groundwater (ft)	LPH Thickness (ft)	Corrected Groundwater Elevation (ft msl)	Notes
MW-52	1/11/2021	47.25	-	38.09	0	9.16	
MW-52	2/26/2021	47.25	-	37.94	0	9.31	
MW-52	3/25/2021	47.25	-	37.52	0	9.73	
MW-52	4/26/2021	47.25	-	36.81	0	10.44	
MW-52	5/20/2021	47.25	-	36.40	0	10.85	
MW-52	6/10/2021	47.25	-	36.25	0	11.00	
MW-52	7/26/2021	47.25	-	35.85	0	11.40	
MW-52	8/19/2021	47.25	-	36.23	0	11.02	
MW-52	9/7/2021	47.25	-	36.13	0	11.12	
MW-52	10/11/2021	47.25	-	36.20	0	11.05	
MW-52	11/12/2021	47.25	-	36.12	0	11.13	
MW-52	12/9/2021	47.25	-	37.52	0	9.73	
MW-52	1/21/2022	47.25	-	37.85	0	9.40	
MW-52	2/21/2022	47.25	-	37.60	0	9.65	
MW-52	3/17/2022	47.25	-	37.85	0	9.40	
MW-52	4/22/2022	47.25	-	38.63	0	8.62	
MW-52	4/25/2022	47.25	-	37.51	0	9.74	
MW-52	4/26/2022	47.25	-	37.12	0	10.13	
MW-52	4/27/2022	47.25	-	37.02	0	10.23	
MW-52	4/28/2022	47.25	-	36.93	0	10.32	
MW-52	4/29/2022	47.25	-	36.85	0	10.40	
MW-52	5/4/2022	47.25	-	36.54	0	10.71	
MW-52	5/9/2022	47.25	-	36.48	0	10.77	
MW-52	6/7/2022	47.25	-	36.02	0	11.23	
MW-52	7/13/2022	47.25	-	35.93	0	11.32	
MW-52	8/22/2022	47.25	-	35.97	0	11.28	
MW-52	9/14/2022	47.25	-	36.20	0	11.05	
MW-53	2/12/2020	47.69	-	40.38	0	7.31	
MW-53	3/5/2020	47.69	-	40.35	0	7.34	
MW-53	4/14/2020	47.69	-	38.90	0	8.79	
MW-53	5/28/2020	47.69	-	36.65	0	11.04	
MW-53	6/16/2020	47.69	-	39.78	0	7.91	
MW-53	7/14/2020	47.69	-	40.00	0	7.69	
MW-53	8/12/2020	47.69	-	40.08	0	7.61	
MW-53	9/24/2020	47.69	-	39.88	0	7.81	
MW-53	10/19/2020	47.69	-	39.74	0	7.95	
MW-53	11/13/2020	47.69	-	39.54	0	8.15	
MW-53	12/23/2020	47.69	-	39.41	0	8.28	
MW-53	1/11/2021	47.69	-	39.01	0	8.68	
MW-53	2/26/2021	47.69	-	38.70	0	8.99	
MW-53	3/25/2021	47.69	-	38.17	0	9.52	
MW-53	4/26/2021	47.69	-	37.31	0	10.38	
MW-53	5/20/2021	47.69	-	36.96	0	10.73	
MW-53	6/10/2021	47.69	-	36.83	0	10.86	
MW-53	7/26/2021	47.69	-	36.49	0	11.20	
MW-53	8/19/2021	47.69	-	36.80	0	10.89	
MW-53	9/7/2021	47.69	-	36.78	0	10.91	
MW-53	10/11/2021	47.69	-	36.83	0	10.86	
MW-53	11/12/2021	47.69	-	36.80	0	10.89	
MW-53	12/9/2021	47.69	-	38.14	0	9.55	
MW-53	1/21/2022	47.69	-	38.42	0	9.27	

Table 1 - Well Gauging Data Summary
3rd Quarter Report - 2022
Chester River Hospital Center
100 Brown Street,
Chestertown, MD 21620

Well No.	Date	Top of Casing Elevation (ft)	Depth to LPH (ft)	Depth to Groundwater (ft)	LPH Thickness (ft)	Corrected Groundwater Elevation (ft msl)	Notes
MW-53	2/21/2022	47.69	-	37.93	0	9.76	
MW-53	3/17/2022	47.69	-	39.12	0	8.57	
MW-53	4/22/2022	47.69	-	39.72	0	7.97	
MW-53	4/25/2022	47.69	-	38.26	0	9.43	
MW-53	4/26/2022	47.69	-	37.69	0	10.00	
MW-53	4/27/2022	47.69	-	37.62	0	10.07	
MW-53	4/28/2022	47.69	-	37.50	0	10.19	
MW-53	4/29/2022	47.69	-	37.42	0	10.27	
MW-53	5/4/2022	47.69	-	37.10	0	10.59	
MW-53	5/9/2022	47.69	-	37.07	0	10.62	
MW-53	6/7/2022	47.69	-	36.60	0	11.09	
MW-53	7/13/2022	47.69	-	36.48	0	11.21	
MW-53	8/22/2022	47.69	-	36.50	0	11.19	
MW-53	9/14/2022	47.69	-	36.80	0	10.89	
MW-54	2/12/2020	42.99	-	35.60	0	7.39	
MW-54	3/5/2020	42.99	-	35.58	0	7.41	
MW-54	4/14/2020	42.99	-	34.04	0	8.95	
MW-54	5/28/2020	42.99	-	32.21	0	10.78	
MW-54	6/16/2020	42.99	-	34.90	0	8.09	
MW-54	7/14/2020	42.99	-	35.34	0	7.65	
MW-54	8/12/2020	42.99	-	35.45	0	7.54	
MW-54	9/24/2020	42.99	-	35.37	0	7.62	
MW-54	10/19/2020	42.99	-	35.08	0	7.91	
MW-54	11/13/2020	42.99	-	35.02	0	7.97	
MW-54	12/23/2020	42.99	-	35.00	0	7.99	
MW-54	1/11/2021	42.99	-	34.70	0	8.29	
MW-54	2/26/2021	42.99	-	34.51	0	8.48	
MW-54	3/25/2021	42.99	-	34.10	0	8.89	
MW-54	4/26/2021	42.99	-	33.29	0	9.70	
MW-54	5/20/2021	42.99	-	32.90	0	10.09	
MW-54	6/10/2021	42.99	-	32.74	0	10.25	
MW-54	7/26/2021	42.99	-	32.19	0	10.80	
MW-54	8/19/2021	42.99	-	32.59	0	10.40	
MW-54	9/7/2021	42.99	-	32.48	0	10.51	
MW-54	10/11/2021	42.99	-	32.52	0	10.47	
MW-54	11/12/2021	42.99	-	32.40	0	10.59	
MW-54	12/9/2021	42.99	-	34.20	0	8.79	
MW-54	1/21/2022	42.99	-	34.42	0	8.57	
MW-54	2/21/2022	42.99	-	34.06	0	8.93	
MW-54	3/17/2022	42.99	-	34.30	0	8.69	
MW-54	4/22/2022	42.99	-	35.19	0	7.80	
MW-54	4/25/2022	42.99	-	34.06	0	8.93	
MW-54	4/26/2022	42.99	-	33.43	0	9.56	
MW-54	4/27/2022	42.99	-	33.35	0	9.64	
MW-54	4/28/2022	42.99	-	33.24	0	9.75	
MW-54	4/29/2022	42.99	-	33.12	0	9.87	
MW-54	5/4/2022	42.99	-	32.79	0	10.20	
MW-54	5/9/2022	42.99	-	32.73	0	10.26	
MW-54	6/7/2022	42.99	-	32.18	0	10.81	
MW-54	7/13/2022	42.99	-	32.05	0	10.94	
MW-54	8/22/2022	42.99	-	32.09	0	10.90	

Table 1 - Well Gauging Data Summary
3rd Quarter Report - 2022
Chester River Hospital Center
100 Brown Street,
Chestertown, MD 21620

Well No.	Date	Top of Casing Elevation (ft)	Depth to LPH (ft)	Depth to Groundwater (ft)	LPH Thickness (ft)	Corrected Groundwater Elevation (ft msl)	Notes
MW-54	9/14/2022	42.99	-	32.40	0	10.59	
MW-55	2/12/2020	42.78	-	34.95	0	7.83	
MW-55	3/5/2020	42.78	-	34.95	0	7.83	
MW-55	4/14/2020	42.78	-	33.66	0	9.12	
MW-55	5/28/2020	42.78	-	31.99	0	10.79	
MW-55	6/16/2020	42.78	-	34.31	0	8.47	
MW-55	7/14/2020	42.78	-	34.61	0	8.17	
MW-55	8/12/2020	42.78	-	34.83	0	7.95	
MW-55	9/24/2020	42.78	-	34.63	0	8.15	
MW-55	10/19/2020	42.78	-	34.50	0	8.28	
MW-55	11/13/2020	42.78	-	34.32	0	8.46	
MW-55	12/23/2020	42.78	-	34.22	0	8.56	
MW-55	1/11/2021	42.78	-	33.91	0	8.87	
MW-55	2/26/2021	42.78	-	33.67	0	9.11	
MW-55	3/25/2021	42.78	-	33.27	0	9.51	
MW-55	4/26/2021	42.78	-	32.53	0	10.25	
MW-55	5/20/2021	42.78	-	32.16	0	10.62	
MW-55	6/10/2021	42.78	-	32.03	0	10.75	
MW-55	7/26/2021	42.78	-	31.64	0	11.14	
MW-55	8/19/2021	42.78	-	31.91	0	10.87	
MW-55	9/7/2021	42.78	-	31.91	0	10.87	
MW-55	10/11/2021	42.78	-	31.98	0	10.80	
MW-55	11/12/2021	42.78	-	31.96	0	10.82	
MW-55	12/9/2021	42.78	-	33.19	0	9.59	
MW-55	1/21/2022	42.78	-	33.51	0	9.27	
MW-55	2/21/2022	42.78	-	33.30	0	9.48	
MW-55	3/17/2022	42.78	-	33.81	0	8.97	
MW-55	4/22/2022	42.78	-	34.36	0	8.42	
MW-55	4/25/2022	42.78	-	33.50	0	9.28	
MW-55	4/26/2022	42.78	-	33.04	0	9.74	
MW-55	4/27/2022	42.78	-	32.98	0	9.80	
MW-55	4/28/2022	42.78	-	32.88	0	9.90	
MW-55	4/29/2022	42.78	-	32.78	0	10.00	
MW-55	5/4/2022	42.78	-	32.45	0	10.33	
MW-55	5/9/2022	42.78	-	32.43	0	10.35	
MW-55	6/7/2022	42.78	-	31.94	0	10.84	
MW-55	7/13/2022	42.78	-	31.82	0	10.96	
MW-55	8/22/2022	42.78	-	31.89	0	10.89	
MW-55	9/14/2022	42.78	-	32.20	0	10.58	
MW-56	2/12/2020	37.82	-	30.26	0	7.56	
MW-56	3/5/2020	37.82	-	30.26	0	7.56	
MW-56	4/14/2020	37.82	-	28.85	0	8.97	
MW-56	5/28/2020	37.82	-	27.64	0	10.18	
MW-56	6/16/2020	37.82	-	29.56	0	8.26	
MW-56	7/14/2020	37.82	-	29.88	0	7.94	
MW-56	8/12/2020	37.82	-	30.08	0	7.74	
MW-56	9/24/2020	37.82	-	30.04	0	7.78	
MW-56	10/19/2020	37.82	-	29.91	0	7.91	
MW-56	11/13/2020	37.82	-	29.72	0	8.10	
MW-56	12/23/2020	37.82	-	29.70	0	8.12	

Table 1 - Well Gauging Data Summary
3rd Quarter Report - 2022
Chester River Hospital Center
100 Brown Street,
Chestertown, MD 21620

Well No.	Date	Top of Casing Elevation (ft)	Depth to LPH (ft)	Depth to Groundwater (ft)	LPH Thickness (ft)	Corrected Groundwater Elevation (ft msl)	Notes
MW-56	1/11/2021	37.82	-	29.48	0	8.34	
MW-56	2/26/2021	37.82	-	29.26	0	8.56	
MW-56	3/25/2021	37.82	-	28.90	0	8.92	
MW-56	4/26/2021	37.82	-	28.23	0	9.59	
MW-56	5/20/2021	37.82	-	27.85	0	9.97	
MW-56	6/10/2021	37.82	-	27.72	0	10.10	
MW-56	7/26/2021	37.82	-	27.30	0	10.52	
MW-56	8/19/2021	37.82	-	27.58	0	10.24	
MW-56	9/7/2021	37.82	-	27.58	0	10.24	
MW-56	10/11/2021	37.82	-	27.63	0	10.19	
MW-56	11/12/2021	37.82	-	27.60	0	10.22	
MW-56	12/9/2021	37.82	-	28.70	0	9.12	
MW-56	1/21/2022	37.82	-	-	-	-	
MW-56	2/21/2022	37.82	-	29.00	0	8.82	
MW-56	3/17/2022	37.82	-	29.17	0	8.65	
MW-56	4/22/2022	37.82	-	29.56	0	8.26	
MW-56	4/25/2022	37.82	-	29.15	0	8.67	
MW-56	4/26/2022	37.82	-	28.54	0	9.28	
MW-56	4/27/2022	37.82	-	28.65	0	9.17	
MW-56	4/28/2022	37.82	-	28.54	0	9.28	
MW-56	4/29/2022	37.82	-	28.45	0	9.37	
MW-56	5/4/2022	37.82	-	28.13	0	9.69	
MW-56	5/9/2022	37.82	-	28.06	0	9.76	
MW-56	6/7/2022	37.82	-	27.58	0	10.24	
MW-56	7/13/2022	37.82	-	27.47	0	10.35	
MW-56	8/22/2022	37.82	-	27.59	0	10.23	
MW-56	9/14/2022	37.82	-	27.89	0	9.93	
RW-2D	2/12/2020	40.54	-	36.19	0	4.35	
RW-2D	2/26/2020	40.54	-	36.89	0	3.65	
RW-2D	3/5/2020	40.54	-	36.15	0	4.39	
RW-2D	3/18/2020	40.54	-	33.18	0	7.36	
RW-2D	4/1/2020	40.54	-	36.07	0	4.47	
RW-2D	4/14/2020	40.54	-	36.64	0	3.90	
RW-2D	4/29/2020	40.54	-	-	-	-	
RW-2D	5/21/2020	40.54	-	29.65	0	10.89	
RW-2D	5/28/2020	40.54	-	29.52	0	11.02	
RW-2D	6/3/2020	40.54	-	38.25	0	2.29	
RW-2D	6/16/2020	40.54	-	40.32	0	0.22	
RW-2D	6/28/2020	40.54	-	36.28	0	4.26	
RW-2D	7/14/2020	40.54	-	40.32	0	0.22	
RW-2D	7/29/2020	40.54	-	36.05	0	4.49	
RW-2D	8/12/2020	40.54	-	34.90	0	5.64	
RW-2D	9/24/2020	40.54	-	36.15	0	4.39	
RW-2D	10/19/2020	40.54	-	34.45	0	6.09	
RW-2D	11/13/2020	40.54	-	38.39	0	2.15	
RW-2D	12/23/2020	40.54	-	43.80	0	-3.26	
RW-2D	1/11/2021	40.54	-	40.97	0	-0.43	
RW-2D	2/26/2021	40.54	-	39.15	0	1.39	
RW-2D	3/25/2021	40.54	-	41.19	0	-0.65	
RW-2D	4/26/2021	40.54	-	39.80	0	0.74	
RW-2D	5/20/2021	40.54	-	39.10	0	1.44	

Table 1 - Well Gauging Data Summary
3rd Quarter Report - 2022
Chester River Hospital Center
100 Brown Street,
Chestertown, MD 21620

Well No.	Date	Top of Casing Elevation (ft)	Depth to LPH (ft)	Depth to Groundwater (ft)	LPH Thickness (ft)	Corrected Groundwater Elevation (ft msl)	Notes
RW-2D	6/10/2021	40.54	-	38.38	0	2.16	
RW-2D	7/26/2021	40.54	36.51	36.55	0.04	4.02	
RW-2D	8/19/2021	40.54	-	36.26	0	4.28	
RW-2D	9/7/2021	40.54	-	35.57	0	4.97	
RW-2D	10/11/2021	40.54	34.37	34.45	0.08	6.16	
RW-2D	11/12/2021	40.54	33.65	33.66	0.01	6.89	
RW-2D	12/9/2021	40.54	-	35.03	0	5.51	
RW-2D	1/21/2022	40.54	34.97	34.98	0.01	5.57	
RW-2D	2/21/2022	40.54	34.66	34.68	0.02	5.88	
RW-2D	3/17/2022	40.54	-	34.57	0	5.97	
RW-2D	4/22/2022	40.54	34.64	34.65	0.01	5.90	
RW-2D	4/25/2022	40.54	-	31.02	0	9.52	
RW-2D	4/26/2022	40.54	-	30.62	0	9.92	
RW-2D	4/27/2022	40.54	-	30.52	0	10.02	
RW-2D	4/28/2022	40.54	-	30.45	0	10.09	
RW-2D	4/29/2022	40.54	-	30.32	0	10.22	
RW-2D	5/4/2022	40.54	-	30.04	0	10.50	
RW-2D	5/9/2022	40.54	-	29.98	0	10.56	
RW-2D	6/7/2022	40.54	-	29.52	0	11.03	
RW-2D	7/13/2022	40.54	-	29.40	0	11.14	
RW-2D	8/22/2022	40.54	-	29.47	0	11.07	
RW-2D	9/14/2022	40.54	-	29.75	0	10.79	
RW-3B	2/12/2020	39.45	-	41.81	0	-2.36	
RW-3B	2/26/2020	39.45	-	41.15	0	-1.70	
RW-3B	3/5/2020	39.45	-	41.49	0	-2.04	
RW-3B	3/18/2020	39.45	-	40.87	0	-1.42	
RW-3B	4/1/2020	39.45	-	41.01	0	-1.56	
RW-3B	4/14/2020	39.45	-	40.14	0	-0.69	
RW-3B	4/29/2020	39.45	-	-	-	-	
RW-3B	5/21/2020	39.45	-	28.69	0	10.76	
RW-3B	5/28/2020	39.45	-	28.57	0	10.88	
RW-3B	6/3/2020	39.45	-	40.75	0	-1.30	
RW-3B	6/16/2020	39.45	-	42.07	0	-2.62	
RW-3B	6/28/2020	39.45	-	41.61	0	-2.16	
RW-3B	7/14/2020	39.45	-	41.49	0	-2.04	
RW-3B	7/29/2020	39.45	-	42.04	0	-2.59	
RW-3B	8/12/2020	39.45	-	41.54	0	-2.09	
RW-3B	9/24/2020	39.45	-	41.51	0	-2.06	
RW-3B	10/19/2020	39.45	-	41.00	0	-1.55	
RW-3B	11/13/2020	39.45	-	41.14	0	-1.69	
RW-3B	12/23/2020	39.45	-	37.50	0	1.95	
RW-3B	1/11/2021	39.45	-	35.30	0	4.15	
RW-3B	2/26/2021	39.45	-	37.15	0	2.30	
RW-3B	3/25/2021	39.45	-	38.20	0	1.25	
RW-3B	4/26/2021	39.45	-	36.85	0	2.60	
RW-3B	5/20/2021	39.45	-	36.69	0	2.76	
RW-3B	6/10/2021	39.45	-	35.89	0	3.56	
RW-3B	7/26/2021	39.45	31.96	31.97	0.01	7.49	
RW-3B	8/19/2021	39.45	-	31.78	0	7.67	
RW-3B	9/7/2021	39.45	-	30.88	0	8.57	
RW-3B	10/11/2021	39.45	-	30.81	0	8.64	

Table 1 - Well Gauging Data Summary
3rd Quarter Report - 2022
Chester River Hospital Center
100 Brown Street,
Chestertown, MD 21620

Well No.	Date	Top of Casing Elevation (ft)	Depth to LPH (ft)	Depth to Groundwater (ft)	LPH Thickness (ft)	Corrected Groundwater Elevation (ft msl)	Notes
RW-3B	11/12/2021	39.45	-	30.60	0	8.85	
RW-3B	12/9/2021	39.45	-	36.39	0	3.06	
RW-3B	1/21/2022	39.45	-	36.82	0	2.63	
RW-3B	2/21/2022	39.45	-	36.50	0	2.95	
RW-3B	3/17/2022	39.45	-	36.64	0	2.81	
RW-3B	4/22/2022	39.45	-	36.90	0	2.55	
RW-3B	4/25/2022	39.45	-	29.95	0	9.50	
RW-3B	4/26/2022	39.45	-	29.55	0	9.90	
RW-3B	4/27/2022	39.45	-	29.45	0	10.00	
RW-3B	4/28/2022	39.45	-	29.38	0	10.07	
RW-3B	4/29/2022	39.45	-	29.26	0	10.19	
RW-3B	5/4/2022	39.45	-	28.95	0	10.50	
RW-3B	5/9/2022	39.45	-	28.93	0	10.52	
RW-3B	6/7/2022	39.45	-	28.45	0	11.00	
RW-3B	7/13/2022	39.45	-	28.32	0	11.13	
RW-3B	8/22/2022	39.45	-	28.41	0	11.04	
RW-3B	9/14/2022	39.45	-	28.70	0	10.75	
RW-4	2/12/2020	48.15	-	43.91	0	4.24	
RW-4	2/26/2020	48.15	-	49.86	0	-1.71	
RW-4	3/5/2020	48.15	-	49.87	0	-1.72	
RW-4	3/18/2020	48.15	-	42.53	0	5.62	
RW-4	4/1/2020	48.15	-	41.78	0	6.37	
RW-4	4/14/2020	48.15	-	43.75	0	4.40	
RW-4	4/29/2020	48.15	-	-	-	-	
RW-4	5/21/2020	48.15	-	36.76	0	11.39	
RW-4	5/28/2020	48.15	-	36.63	0	11.52	
RW-4	6/3/2020	48.15	-	48.41	0	-0.26	
RW-4	6/16/2020	48.15	-	40.82	0	7.33	
RW-4	6/28/2020	48.15	-	45.23	0	2.92	
RW-4	7/14/2020	48.15	-	49.36	0	-1.21	
RW-4	7/29/2020	48.15	-	48.81	0	-0.66	
RW-4	8/12/2020	48.15	-	42.14	0	6.01	
RW-4	9/24/2020	48.15	-	47.22	0	0.93	
RW-4	10/19/2020	48.15	-	43.85	0	4.30	
RW-4	11/13/2020	48.15	-	44.72	0	3.43	
RW-4	12/23/2020	48.15	-	44.35	0	3.80	
RW-4	1/11/2021	48.15	-	42.07	0	6.08	
RW-4	2/26/2021	48.15	-	42.50	0	5.65	
RW-4	3/25/2021	48.15	-	43.70	0	4.45	
RW-4	4/26/2021	48.15	-	38.88	0	9.27	
RW-4	5/20/2021	48.15	-	38.92	0	9.23	
RW-4	6/10/2021	48.15	-	38.70	0	9.45	
RW-4	7/26/2021	48.15	-	38.67	0	9.48	
RW-4	8/19/2021	48.15	-	39.15	0	9.00	
RW-4	9/7/2021	48.15	-	38.95	0	9.20	
RW-4	10/11/2021	48.15	-	38.85	0	9.30	
RW-4	11/12/2021	48.15	-	39.04	0	9.11	
RW-4	12/9/2021	48.15	-	40.41	0	7.74	
RW-4	1/21/2022	48.15	-	40.21	0	7.94	
RW-4	2/21/2022	48.15	-	37.84	0	10.31	
RW-4	3/17/2022	48.15	-	45.92	0	2.23	

Table 1 - Well Gauging Data Summary
3rd Quarter Report - 2022
Chester River Hospital Center
100 Brown Street,
Chestertown, MD 21620

Well No.	Date	Top of Casing Elevation (ft)	Depth to LPH (ft)	Depth to Groundwater (ft)	LPH Thickness (ft)	Corrected Groundwater Elevation (ft msl)	Notes
RW-4	4/22/2022	48.15	-	46.49	0	1.66	
RW-4	4/25/2022	48.15	-	38.24	0	9.91	
RW-4	4/26/2022	48.15	-	37.70	0	10.45	
RW-4	4/27/2022	48.15	-	37.63	0	10.52	
RW-4	4/28/2022	48.15	-	37.55	0	10.60	
RW-4	4/29/2022	48.15	-	37.41	0	10.74	
RW-4	5/4/2022	48.15	-	37.12	0	11.03	
RW-4	5/9/2022	48.15	-	37.07	0	11.08	
RW-4	6/7/2022	48.15	-	36.60	0	11.55	
RW-4	7/13/2022	48.15	-	36.50	0	11.65	
RW-4	8/22/2022	48.15	-	36.52	0	11.63	
RW-4	9/14/2022	48.15	-	36.80	0	11.35	
RW-5	2/12/2020	43.34	-	39.51	0	3.83	
RW-5	2/26/2020	43.34	-	38.96	0	4.38	
RW-5	3/5/2020	43.34	-	38.78	0	4.56	
RW-5	3/18/2020	43.34	-	38.55	0	4.79	
RW-5	4/1/2020	43.34	-	38.43	0	4.91	
RW-5	4/14/2020	43.34	-	37.56	0	5.78	
RW-5	4/29/2020	43.34	-	-	-	-	
RW-5	5/21/2020	43.34	-	32.00	0	11.34	
RW-5	5/28/2020	43.34	-	31.89	0	11.45	
RW-5	6/3/2020	43.34	-	34.63	0	8.71	
RW-5	6/16/2020	43.34	-	38.37	0	4.97	
RW-5	6/28/2020	43.34	-	38.32	0	5.02	
RW-5	7/14/2020	43.34	-	38.41	0	4.93	
RW-5	7/29/2020	43.34	-	40.09	0	3.25	
RW-5	8/12/2020	43.34	-	40.24	0	3.10	
RW-5	9/24/2020	43.34	-	39.49	0	3.85	
RW-5	10/19/2020	43.34	-	34.60	0	8.74	
RW-5	11/13/2020	43.34	-	38.78	0	4.56	
RW-5	12/23/2020	43.34	-	38.89	0	4.45	
RW-5	1/11/2021	43.34	-	38.14	0	5.20	
RW-5	2/26/2021	43.34	-	39.00	0	4.34	
RW-5	3/25/2021	43.34	-	37.45	0	5.89	
RW-5	4/26/2021	43.34	-	34.72	0	8.62	
RW-5	5/20/2021	43.34	-	34.05	0	9.29	
RW-5	6/10/2021	43.34	-	33.95	0	9.39	
RW-5	7/26/2021	43.34	-	32.50	0	10.84	
RW-5	8/19/2021	43.34	-	36.55	0	6.79	
RW-5	9/7/2021	43.34	-	33.87	0	9.47	
RW-5	10/11/2021	43.34	-	34.35	0	8.99	
RW-5	11/12/2021	43.34	-	34.20	0	9.14	
RW-5	12/9/2021	43.34	-	36.73	0	6.61	
RW-5	1/21/2022	43.34	-	36.63	0	6.71	
RW-5	2/21/2022	43.34	-	36.31	0	7.03	
RW-5	3/17/2022	43.34	-	36.22	0	7.12	
RW-5	4/22/2022	43.34	-	37.40	0	5.94	
RW-5	4/25/2022	43.34	-	33.46	0	9.88	
RW-5	4/26/2022	43.34	-	33.02	0	10.32	
RW-5	4/27/2022	43.34	-	32.91	0	10.43	
RW-5	4/28/2022	43.34	-	32.84	0	10.50	

Table 1 - Well Gauging Data Summary
3rd Quarter Report - 2022
Chester River Hospital Center
100 Brown Street,
Chestertown, MD 21620

Well No.	Date	Top of Casing Elevation (ft)	Depth to LPH (ft)	Depth to Groundwater (ft)	LPH Thickness (ft)	Corrected Groundwater Elevation (ft msl)	Notes
RW-5	4/29/2022	43.34	-	32.72	0	10.62	
RW-5	5/4/2022	43.34	-	32.40	0	10.94	
RW-5	5/9/2022	43.34	-	32.35	0	10.99	
RW-5	6/7/2022	43.34	-	31.88	0	11.46	
RW-5	7/13/2022	43.34	-	31.75	0	11.59	
RW-5	8/22/2022	43.34	-	31.80	0	11.54	
RW-5	9/14/2022	43.34	-	32.09	0	11.25	
RW-6	2/12/2020	47.22	-	42.69	0	4.53	
RW-6	2/26/2020	47.22	-	42.41	0	4.81	
RW-6	3/5/2020	47.22	-	42.37	0	4.85	
RW-6	3/18/2020	47.22	-	39.94	0	7.28	
RW-6	4/1/2020	47.22	-	40.51	0	6.71	
RW-6	4/14/2020	47.22	-	41.06	0	6.16	
RW-6	4/29/2020	47.22	-	-	-	-	
RW-6	5/21/2020	47.22	-	35.71	0	11.51	
RW-6	5/28/2020	47.22	-	35.59	0	11.63	
RW-6	6/3/2020	47.22	-	40.23	0	6.99	
RW-6	6/16/2020	47.22	-	41.98	0	5.24	
RW-6	6/28/2020	47.22	-	42.01	0	5.21	
RW-6	7/14/2020	47.22	-	41.95	0	5.27	
RW-6	7/29/2020	47.22	-	42.13	0	5.09	
RW-6	8/12/2020	47.22	-	42.04	0	5.18	
RW-6	9/24/2020	47.22	-	41.48	0	5.74	
RW-6	10/19/2020	47.22	-	39.91	0	7.31	
RW-6	11/13/2020	47.22	-	40.75	0	6.47	
RW-6	12/23/2020	47.22	-	40.35	0	6.87	
RW-6	1/11/2021	47.22	-	40.05	0	7.17	
RW-6	2/26/2021	47.22	-	40.95	0	6.27	
RW-6	3/25/2021	47.22	-	41.58	0	5.64	
RW-6	4/26/2021	47.22	-	39.48	0	7.74	
RW-6	5/20/2021	47.22	-	38.90	0	8.32	
RW-6	6/10/2021	47.22	-	38.24	0	8.98	
RW-6	7/26/2021	47.22	-	37.71	0	9.51	
RW-6	8/19/2021	47.22	-	37.88	0	9.34	
RW-6	9/7/2021	47.22	-	37.90	0	9.32	
RW-6	10/11/2021	47.22	-	37.49	0	9.73	
RW-6	11/12/2021	47.22	-	37.03	0	10.19	
RW-6	12/9/2021	47.22	-	39.87	0	7.35	
RW-6	1/21/2022	47.22	-	40.22	0	7.00	
RW-6	2/21/2022	47.22	-	39.97	0	7.25	
RW-6	3/17/2022	47.22	-	40.01	0	7.21	
RW-6	4/22/2022	47.22	-	40.45	0	6.77	
RW-6	4/25/2022	47.22	-	36.93	0	10.29	
RW-6	4/26/2022	47.22	-	36.59	0	10.63	
RW-6	4/27/2022	47.22	-	36.50	0	10.72	
RW-6	4/28/2022	47.22	-	36.43	0	10.79	
RW-6	4/29/2022	47.22	-	36.31	0	10.91	
RW-6	5/4/2022	47.22	-	36.06	0	11.16	
RW-6	5/9/2022	47.22	-	35.99	0	11.23	
RW-6	6/7/2022	47.22	-	35.56	0	11.66	
RW-6	7/13/2022	47.22	-	35.46	0	11.76	

Table 1 - Well Gauging Data Summary
3rd Quarter Report - 2022
Chester River Hospital Center
100 Brown Street,
Chestertown, MD 21620

Well No.	Date	Top of Casing Elevation (ft)	Depth to LPH (ft)	Depth to Groundwater (ft)	LPH Thickness (ft)	Corrected Groundwater Elevation (ft msl)	Notes
RW-6	8/22/2022	47.22	-	35.49	0	11.73	
RW-6	9/14/2022	47.22	-	35.80	0	11.42	
S-1	2/12/2020	34.90	-	27.38	0	7.52	
S-1	3/5/2020	34.90	-	27.40	0	7.50	
S-1	4/14/2020	34.90	-	26.85	0	8.05	
S-1	5/28/2020	34.90	-	25.97	0	8.93	
S-1	6/16/2020	34.90	-	26.50	0	8.40	
S-1	7/14/2020	34.90	-	26.99	0	7.91	
S-1	8/12/2020	34.90	-	26.98	0	7.92	
S-1	9/24/2020	34.90	-	27.17	0	7.73	
S-1	10/19/2020	34.90	-	27.20	0	7.70	
S-1	11/13/2020	34.90	-	26.88	0	8.02	
S-1	12/23/2020	34.90	-	26.68	0	8.22	
S-1	1/11/2021	34.90	-	26.50	0	8.40	
S-1	2/26/2021	34.90	-	26.34	0	8.56	
S-1	3/25/2021	34.90	-	26.00	0	8.90	
S-1	4/26/2021	34.90	-	25.56	0	9.34	
S-1	5/20/2021	34.90	-	25.32	0	9.58	
S-1	6/10/2021	34.90	-	25.30	0	9.60	
S-1	7/26/2021	34.90	-	25.17	0	9.73	
S-1	8/19/2021	34.90	-	25.44	0	9.46	
S-1	9/7/2021	34.90	-	25.55	0	9.35	
S-1	10/11/2021	34.90	-	25.65	0	9.25	
S-1	11/12/2021	34.90	-	25.65	0	9.25	
S-1	12/9/2021	34.90	-	26.10	0	8.80	
S-1	1/21/2022	34.90	-	26.32	0	8.58	
S-1	2/21/2022	34.90	-	26.58	0	8.32	
S-1	3/17/2022	34.90	-	26.64	0	8.26	
S-1	4/22/2022	34.90	-	26.88	0	8.02	
S-1	4/25/2022	34.90	-	26.83	0	8.07	
S-1	4/26/2022	34.90	-	26.72	0	8.18	
S-1	4/27/2022	34.90	-	26.70	0	8.20	
S-1	4/28/2022	34.90	-	26.64	0	8.26	
S-1	4/29/2022	34.90	-	26.61	0	8.29	
S-1	5/4/2022	34.90	-	26.39	0	8.51	
S-1	5/9/2022	34.90	-	26.38	0	8.52	
S-1	6/7/2022	34.90	-	25.95	0	8.95	
S-1	7/13/2022	34.90	-	25.90	0	9.00	
S-1	8/22/2022	34.90	-	26.17	0	8.73	
S-1	9/14/2022	34.90	-	26.51	0	8.39	
S-2	2/12/2020	35.01	-	27.35	0	7.66	
S-2	3/5/2020	35.01	-	27.37	0	7.64	
S-2	4/14/2020	35.01	-	26.87	0	8.14	
S-2	5/28/2020	35.01	-	26.02	0	8.99	
S-2	6/16/2020	35.01	-	26.57	0	8.44	
S-2	7/14/2020	35.01	-	26.98	0	8.03	
S-2	8/12/2020	35.01	-	27.20	0	7.81	
S-2	9/24/2020	35.01	-	27.11	0	7.90	
S-2	10/19/2020	35.01	-	27.14	0	7.87	
S-2	11/13/2020	35.01	-	26.82	0	8.19	

Table 1 - Well Gauging Data Summary
3rd Quarter Report - 2022
Chester River Hospital Center
100 Brown Street,
Chestertown, MD 21620

Well No.	Date	Top of Casing Elevation (ft)	Depth to LPH (ft)	Depth to Groundwater (ft)	LPH Thickness (ft)	Corrected Groundwater Elevation (ft msl)	Notes
S-2	12/23/2020	35.01	-	26.59	0	8.42	
S-2	1/11/2021	35.01	-	26.38	0	8.63	
S-2	2/26/2021	35.01	-	26.25	0	8.76	
S-2	3/25/2021	35.01	-	25.92	0	9.09	
S-2	4/26/2021	35.01	-	25.51	0	9.50	
S-2	5/20/2021	35.01	-	25.25	0	9.76	
S-2	6/10/2021	35.01	-	25.22	0	9.79	
S-2	7/26/2021	35.01	-	25.15	0	9.86	
S-2	8/19/2021	35.01	-	25.40	0	9.61	
S-2	9/7/2021	35.01	-	25.52	0	9.49	
S-2	10/11/2021	35.01	-	25.64	0	9.37	
S-2	11/12/2021	35.01	-	25.68	0	9.33	
S-2	12/9/2021	35.01	-	26.09	0	8.92	
S-2	1/21/2022	35.01	-	26.49	0	8.52	
S-2	2/21/2022	35.01	-	26.55	0	8.46	
S-2	3/17/2022	35.01	-	26.63	0	8.38	
S-2	4/22/2022	35.01	-	26.86	0	8.15	
S-2	4/25/2022	35.01	-	26.81	0	8.20	
S-2	4/26/2022	35.01	-	26.71	0	8.30	
S-2	4/27/2022	35.01	-	26.71	0	8.30	
S-2	4/28/2022	35.01	-	26.67	0	8.34	
S-2	4/29/2022	35.01	-	26.61	0	8.40	
S-2	5/4/2022	35.01	-	26.41	0	8.60	
S-2	5/9/2022	35.01	-	26.42	0	8.59	
S-2	6/7/2022	35.01	-	25.98	0	9.03	
S-2	7/13/2022	35.01	-	25.95	0	9.06	
S-2	8/22/2022	35.01	-	26.22	0	8.79	
S-2	9/14/2022	35.01	-	26.45	0	8.56	
S-3	2/12/2020	35.09	-	27.24	0	7.85	
S-3	3/5/2020	35.09	-	27.25	0	7.84	
S-3	4/14/2020	35.09	-	26.85	0	8.24	
S-3	5/28/2020	35.09	-	25.98	0	9.11	
S-3	6/16/2020	35.09	-	26.43	0	8.66	
S-3	7/14/2020	35.09	-	26.85	0	8.24	
S-3	8/12/2020	35.09	-	27.12	0	7.97	
S-3	9/24/2020	35.09	-	27.00	0	8.09	
S-3	10/19/2020	35.09	-	27.06	0	8.03	
S-3	11/13/2020	35.09	-	26.70	0	8.39	
S-3	12/23/2020	35.09	-	26.96	0	8.13	
S-3	1/11/2021	35.09	-	26.25	0	8.84	
S-3	2/26/2021	35.09	-	26.15	0	8.94	
S-3	3/25/2021	35.09	-	25.80	0	9.29	
S-3	4/26/2021	35.09	-	25.41	0	9.68	
S-3	5/20/2021	35.09	-	25.16	0	9.93	
S-3	6/10/2021	35.09	-	25.16	0	9.93	
S-3	7/26/2021	35.09	-	25.12	0	9.97	
S-3	8/19/2021	35.09	-	25.37	0	9.72	
S-3	9/7/2021	35.09	-	25.52	0	9.57	
S-3	10/11/2021	35.09	-	25.61	0	9.48	
S-3	11/12/2021	35.09	-	25.65	0	9.44	
S-3	12/9/2021	35.09	-	26.04	0	9.05	

Table 1 - Well Gauging Data Summary
3rd Quarter Report - 2022
Chester River Hospital Center
100 Brown Street,
Chestertown, MD 21620

Well No.	Date	Top of Casing Elevation (ft)	Depth to LPH (ft)	Depth to Groundwater (ft)	LPH Thickness (ft)	Corrected Groundwater Elevation (ft msl)	Notes
S-3	1/21/2022	35.09	-	26.45	0	8.64	
S-3	2/21/2022	35.09	-	26.51	0	8.58	
S-3	3/17/2022	35.09	-	26.61	0	8.48	
S-3	4/22/2022	35.09	-	26.80	0	8.29	
S-3	4/25/2022	35.09	-	26.75	0	8.34	
S-3	4/26/2022	35.09	-	26.69	0	8.40	
S-3	4/27/2022	35.09	-	26.68	0	8.41	
S-3	4/28/2022	35.09	-	26.63	0	8.46	
S-3	4/29/2022	35.09	-	26.62	0	8.47	
S-3	5/4/2022	35.09	-	26.42	0	8.67	
S-3	5/9/2022	35.09	-	26.44	0	8.65	
S-3	6/7/2022	35.09	-	26.03	0	9.06	
S-3	7/13/2022	35.09	-	26.00	0	9.09	
S-3	8/22/2022	35.09	-	26.29	0	8.80	
S-3	9/14/2022	35.09	-	26.63	0	8.46	

Table 2 - Natural Attenuation Parameters in Groundwater Summary
3rd Quarter Report - 2022
Chester River Hospital Center
100 Brown Street
Chestertown, MD 21620

		Final Multi-Parameter Meter Readings Prior to Sampling								HACH Field Test Kit and Lab Analytical Results				
Well ID	Date	Purge Rate (mL/min)	Cumulative Purge Volume (mL)	Temperature (°C)	Specific Conductivity (ms/cm)	pH	ORP (mv)	Dissolved Oxygen (mg/L)	Turbidity (NTU)	Nitrate ($NO3^-$-N), HACH Test Kit (mg/L)[6]	Nitrate ($NO3^-$-N), Lab Analysis (mg/L)[7]	Soluble Iron (Fe^{2+}), HACH Test Kit (mg/L)[8]	Sulfate (SO_4^{2-}), HACH Test Kit (mg/L)[9]	Sulfate (SO_4^{2-}), Lab Analysis (mg/L)[10]
MW-1	10/21/2020	400	8,000	20.46	0.253	4.99	337	4.97	16.9	9	-	<0.5	<50	-
MW-1	1/13/2021	300	7,200	17.86	0.485	5.05	290	5.83	52.6	4	-	<0.5	<50	-
MW-1	4/26/2021	400	12,000	20.89	0.365	4.83	331	4.39	45.3	2	-	<0.5	<50	-
MW-1	7/28/2021	300	7,200	17.82	0.551	4.8	274	4.06	4	6	-	<0.5	<50	-
MW-1	10/13/2021	300	8,700	18.93	0.504	4.57	243	3.72	4.57	9	-	0.5	<50	-
MW-1	2/22/2022	300	7,500	17.8	0.513	4.85	185	5.03	9.1	9	5.8	<0.5	-	-
MW-1	5/10/2022	400	12,000	17.87	0.476	5.06	339	4.44	39.1	9	-	<0.5	-	-
MW-1	8/23/2022	400	12,000	18.27	0.41	5.11	317	5.22	25.7	6	5.7	<0.5	-	-
MW-2	10/21/2020	400	10,000	20.98	0.164	5.1	268	3.09	0	9	-	0.25	<50	-
MW-2	1/13/2021	300	10,800	18.99	0.311	5.11	282	3.51	0	6	-	<0.5	<50	-
MW-2	4/26/2021	400	14,000	17.5	0.376	4.71	301	2.82	17	4	6.3	0.5	<50	-
MW-2	7/28/2021	300	7,200	19.18	0.432	4.5	271	3.78	6.4	8	-	0.25	<50	-
MW-2	10/12/2021	300	7,200	18.79	0.408	5.21	292	3.78	5.4	9	-	<0.5	<50	-
MW-2	2/22/2022	300	9,000	18.42	0.403	4.91	290	3.18	16.3	9	-	<0.5	-	-
MW-2	5/11/2022	300	7,500	18.83	0.346	5.25	260	1.81	2.7	9	-	<0.5	-	-
MW-2	8/23/2022	300	9,000	17.41	0.371	5.69	179	1.97	0	3	4.5	0.75	-	-
MW-3	10/21/2020	400	12,000	20.93	0.037	6.11	-7	0	6.1	<2	-	<0.5	<50	-
MW-3	1/13/2021	300	7,200	15.45	0.189	5.92	50	0	6.8	<2	-	1	<50	-
MW-3	4/26/2021	400	12,000	20.5	0.097	5.62	27	0	24.3	<2	-	0.5	<50	-
MW-3	7/28/2021	300	7,200	17.75	0.349	5.93	13	0.71	6.1	<2	-	1.75	<50	-
MW-3	10/14/2021	300	7,800	19.89	0.203	5.28	92	0	20.7	<2	-	5.75	<50	-
MW-3	2/22/2022	300	7,500	17.74	0.888	6.48	-20	1.6	0	<2	<0.10	2.25	-	-
MW-3	5/12/2022	300	8,400	18.3	0.13	6.66	147	0	6.9	<2	1.1	<0.5	-	-
MW-3	8/23/2022	300	7,500	19.01	0.555	6.34	-31	0	0	<2	-	5.25	-	-
MW-4	10/21/2020	400	14,000	18.94	0.149	4.99	348	5.05	0	<2	-	<0.5	<50	-
MW-4	1/13/2021	300	7,200	19.39	0.262	5.09	309	6.35	9.6	6	-	<0.5	<50	-
MW-4	4/26/2021	400	10,000	20.91	0.234	4.91	312	4.94	40.8	6	-	2	<50	-
MW-4	7/28/2021	300	7,200	17.5	0.398	4.84	287	4.35	4.3	4	-	<0.5	<50	-
MW-4	10/14/2021	300	7,200	18.3	0.443	4.82	304	5.42	0	4	-	<0.5	<50	-
MW-4	2/22/2022	300	7,500	17.4	0.377	4.81	337	20.19	0	3	4.4	<0.5	-	-
MW-4	5/10/2022	300	9,000	21.14	0.323	4.99	295	4.09	1.3	7	4	<0.5	-	-
MW-4	8/23/2022	300	9,000	17.3	0.356	5.09	346	5.64	15.9	4	-	<0.5	-	-

Table 2 - Natural Attenuation Parameters in Groundwater Summary
3rd Quarter Report - 2022
Chester River Hospital Center
100 Brown Street
Chestertown, MD 21620

		Final Multi-Parameter Meter Readings Prior to Sampling								HACH Field Test Kit and Lab Analytical Results				
Well ID	Date	Purge Rate (mL/min)	Cumulative Purge Volume (mL)	Temperature (°C)	Specific Conductivity (ms/cm)	pH	ORP (mv)	Dissolved Oxygen (mg/L)	Turbidity (NTU)	Nitrate ($NO3^-$-N), HACH Test Kit (mg/L)[6]	Nitrate ($NO3^-$-N), Lab Analysis (mg/L)[7]	Soluble Iron (Fe^{2+}), HACH Test Kit (mg/L)[8]	Sulfate (SO_4^{2-}), HACH Test Kit (mg/L)[9]	Sulfate (SO_4^{2-}), Lab Analysis (mg/L)[10]
MW-5	10/21/2020	400	12,000	19.98	0.287	4.99	313	4.7	0	5	-	<0.5	<50	-
MW-5	1/13/2021	300	7,200	13.8	0.503	5.04	303	6.3	0.9	5	-	<0.5	<50	-
MW-5	4/26/2021	400	11,600	18.94	0.373	4.89	346	5.26	1.6	6	-	<0.5	<50	-
MW-5	7/28/2021	300	7,200	19.58	0.5	4.49	223	4.67	0	9	-	<0.5	<50	-
MW-5	10/13/2021	300	7,200	18.85	0.425	4.82	164	5.67	2.9	9	-	<0.5	<50	-
MW-5	2/22/2022	300	7,500	16.71	0.423	4.91	273	5.08	0.7	9	-	<0.5	-	-
MW-5	5/11/2022	400	10,000	18.3	0.414	4.94	390	5.68	2.1	9	-	<0.5	-	-
MW-5	8/23/2022	300	7,500	20.75	0.361	5.16	347	5.84	8.9	5	5.7	<0.5	-	-
MW-9	10/22/2020	300	9,000	21.79	0.364	5.45	146	0	3.1	3	3.3	6	<50	<5.0
MW-9	1/14/2021	300	7,200	17.15	0.57	5.4	179	0	0	<2	-	<0.5	<50	-
MW-9	4/26/2021	300	10,500	19.7	0.526	5.24	240	0	21	2	-	1	<50	-
MW-9	7/29/2021	300	7,200	22.97	0.459	5.17	248	5.7	1	9	4.2	1.25	<50	<5.0
MW-9	10/13/2021	300	8,700	18.9	0.463	5.36	169	1.01	0	3	-	5.25	<50	-
MW-9	2/23/2022	300	10,500	20.33	0.657	6.01	97	1.06	0	<2	-	4.25	-	-
MW-9	5/12/2022	300	12,000	14.71	0.653	5.31	36	0	1.9	<2	-	3.25	-	-
MW-9	6/8/2022	300	9,000	18.3	0.438	6.52	43	0.07	0	-	-	-	-	-
MW-9	7/14/2022	300	9,000	21.76	0.474	6.06	43	0	4.1	-	-	-	-	-
MW-9	8/24/2022	300	9,000	20.94	0.384	5.41	103	0.3	0	<2	-	5.25	-	-
MW-9	9/15/2022	300	9,000	19.53	0.684	5.73	38	0.49	178	<2	0.31	4.25	-	-
MW-10R	10/21/2020	400	10,000	18.08	0.212	4.79	354	3.66	11.3	9	-	<0.5	<50	-
MW-10R	1/13/2021	200	5,700	25.63	0.344	4.94	263	4.51	66.9	2	-	<0.5	<50	-
MW-10R	4/26/2021	400	18,000	18.52	0.266	4.95	300	4.07	13.6	4	-	0.5	<50	-
MW-10R	7/28/2021	300	7,200	22.71	0.342	4.74	277	4.82	21	9	-	<0.5	<50	-
MW-10R	10/13/2021	300	8,700	19.62	0.313	4.66	356	4.35	36.8	9	-	<0.5	<50	-
MW-10R	2/23/2022	300	7,500	18.85	0.325	4.68	365	3.85	0	6	-	<0.5	-	-
MW-10R	5/11/2022	300	10,500	15.38	0.4	4.69	288	4.86	71	9	-	<0.5	-	-
MW-10R	6/8/2022	300	9,000	18.61	0.244	5.03	261	4.79	29.3	-	-	-	-	-
MW-10R	7/14/2022	300	10,500	18.65	0.258	5.05	250	0	4.3	-	-	-	-	-
MW-10R	8/24/2022	300	9,000	17.62	0.277	4.8	342	6.25	2.8	7	-	<0.5	-	-
MW-10R	9/15/2022	300	9,000	19.09	0.368	4.61	201	6.49	88	8	5.7	<0.5	-	-
MW-11	10/22/2020	400	12,000	20.44	0.407	4.82	316	2.08	10.3	7	5.9	<0.5	<50	<5.0
MW-11	1/14/2021	300	7,200	19.21	0.617	4.86	333	4.16	0	4	5.7	<0.5	<50	<5.0
MW-11	4/26/2021	400	16,000	19.31	0.457	4.99	352	1.2	29.4	4	-	<0.5	<50	-

Table 2 - Natural Attenuation Parameters in Groundwater Summary
3rd Quarter Report - 2022
Chester River Hospital Center
100 Brown Street
Chestertown, MD 21620

		Final Multi-Parameter Meter Readings Prior to Sampling								HACH Field Test Kit and Lab Analytical Results				
Well ID	Date	Purge Rate (mL/min)	Cumulative Purge Volume (mL)	Temperature (°C)	Specific Conductivity (ms/cm)	pH	ORP (mv)	Dissolved Oxygen (mg/L)	Turbidity (NTU)	Nitrate ($NO3^-$-N), HACH Test Kit (mg/L)[6]	Nitrate ($NO3^-$-N), Lab Analysis (mg/L)[7]	Soluble Iron (Fe^{2+}), HACH Test Kit (mg/L)[8]	Sulfate (SO_4^{2-}), HACH Test Kit (mg/L)[9]	Sulfate (SO_4^{2-}), Lab Analysis (mg/L)[10]
MW-11	7/28/2021	300	7,200	20.34	0.748	4.48	299	3.05	0	6	-	<0.5	<50	-
MW-11	10/14/2021	300	7,200	17.99	0.881	4.82	388	1.75	0	5	-	<0.5	<50	-
MW-11	2/23/2022	300	8,400	17.8	0.974	4.56	333	3.19	0	9	-	<0.5	-	-
MW-11	5/11/2022	300	9,000	17.14	0.297	5.06	306	3.79	1.6	8	-	<0.5	-	-
MW-11	6/8/2022	300	7,500	18.58	0.25	4.79	245	4.2	0	-	-	-	-	-
MW-11	7/14/2022	300	10,500	18.73	0.228	5.35	240	0	0	-	-	-	-	-
MW-11	8/24/2022	300	9,000	17.42	0.348	4.78	345	4.58	0	9	-	<0.5	-	-
MW-11	9/14/2022	300	7,500	18.3	0.295	4.79	294	3.9	4.7	-	-	-	-	-
MW-12	10/20/2020	300	10,500	22.47	0.128	5.21	217	7.19	34.1	5	-	<0.5	<50	-
MW-12	1/12/2021	300	12,000	17.62	0.223	5.08	338	6.42	0	3	-	<0.5	<50	-
MW-12	4/26/2021	400	10,000	16.52	0.169	4.89	336	5.74	0	6	-	<0.5	<50	-
MW-12	7/28/2021	300	10,000	16.12	0.214	4.84	331	5.05	0	6	-	<0.5	<50	-
MW-12	10/13/2021	300	7,200	17.93	0.193	5.03	203	5.92	0	4	-	<0.5	<50	-
MW-12	2/23/2022	300	9,000	17.25	0.204	5.05	334	7.66	0	8	-	<0.5	-	-
MW-12	5/10/2022	300	9,000	20.32	0.205	5.03	275	6.85	5.8	6	5.1	<0.5	-	-
MW-12	8/23/2022	300	7,500	21.5	0.344	4.78	344	5.55	0	5	-	<0.5	-	-
MW-13	10/22/2020	300	12,000	21.07	0.272	5.24	235	0	0	3	-	0.25	<50	-
MW-13	1/14/2021	300	11,100	19.76	0.503	5.32	236	0	0	<2	2.7	0.5	<50	<5.0
MW-13	4/26/2021	300	12,000	17.9	0.643	5.54	147	0	27.1	<2	2.7	2.5	<50	-
MW-13	7/29/2021	300	7,200	18.69	0.415	5.81	40	0.77	55.4	<2	1.6	2.25	<50	<5.0
MW-13	10/14/2021	300	7,200	18.57	0.473	6.04	49	0	5	2	-	4.75	<50	-
MW-13	2/23/2022	200	5,000	18.07	0.72	4.9	146	0.79	7.6	<2	-	4.25	-	-
MW-13	5/11/2022	300	9,000	18.89	0.581	5.81	69	0	27.4	<2	-	4	-	-
MW-13	6/9/2022	300	7,500	18.67	0.488	5.42	133	0.3	72.8	<2	1.8	5	-	-
MW-13	7/15/2022	300	10,500	18.74	0.41	5.49	140	0	46.9	-	-	-	-	-
MW-13	8/24/2022	300	9,000	18.13	0.382	5.89	16	0	0	<2	-	6	-	-
MW-13	9/15/2022	300	9,000	17.67	0.511	5.62	79	1.22	0	-	-	-	-	-
MW-14	10/23/2020	400	10,000	19.3	0.566	6.92	-139	0	14.2	<2	-	5.5	<50	-
MW-14	1/15/2021	300	6,300	14.53	1.30	6.87	-119	0.14	3.7	<2	-	2	<50	-
MW-14	4/26/2021	400	18,000	16.88	1.20	6.71	-121	0	10	<2	-	5.5	<50	-
MW-14	7/29/2021	400	9,600	28.34	0.53	6.21	-91	4.84	42	2	-	3.75	<50	-
MW-14	10/14/2021	300	7,200	18.56	0.59	6.13	-57	2.9	28.1	<2	-	6.25	<50	-
MW-14	2/24/2022	300	10,500	13.22	0.65	6.67	-83	1.42	0	<2	<0.10	2.5	-	-

Table 2 - Natural Attenuation Parameters in Groundwater Summary
3rd Quarter Report - 2022
Chester River Hospital Center
100 Brown Street
Chestertown, MD 21620

		Final Multi-Parameter Meter Readings Prior to Sampling								HACH Field Test Kit and Lab Analytical Results				
Well ID	Date	Purge Rate (mL/min)	Cumulative Purge Volume (mL)	Temperature (°C)	Specific Conductivity (ms/cm)	pH	ORP (mv)	Dissolved Oxygen (mg/L)	Turbidity (NTU)	Nitrate ($NO3^-$-N), HACH Test Kit (mg/L)[6]	Nitrate ($NO3^-$-N), Lab Analysis (mg/L)[7]	Soluble Iron (Fe^{2+}), HACH Test Kit (mg/L)[8]	Sulfate (SO_4^{2-}), HACH Test Kit (mg/L)[9]	Sulfate (SO_4^{2-}), Lab Analysis (mg/L)[10]
MW-14	5/12/2022	300	6,000	19.19	0.17	6.21	107	0	25.7	<2	-	2.25	-	-
MW-14	6/9/2022	300	9,000	20.79	0.18	5.85	89	0.43	185	<2	-	-	-	-
MW-14	7/15/2022	300	7,500	19.9	0.28	4.5	146	0	7.7	<2	0.81	0.75	-	-
MW-14	8/25/2022	300	9,000	20.82	0.68	5.78	129	0	0	<2	<0.10	5.5	-	-
MW-14	9/15/2022	300	7,500	18.39	1.48	5.2	58	1.08	16	-	-	-	-	-
MW-15	10/20/2020	400	11,000	18.72	0.208	4.87	275	6.38	19.8	7	-	<0.5	<50	-
MW-15	1/12/2021	300	7,200	18.19	0.465	4.89	334	5.49	0	7	-	<0.5	<50	-
MW-15	4/26/2021	400	12,800	17.15	0.406	4.91	280	6.8	0	2	-	<0.5	<50	-
MW-15	7/27/2021	300	7,200	17.61	0.384	4.62	345	7.12	0	5	-	<0.5	<50	-
MW-15	10/12/2021	300	7,200	18.2	0.319	4.88	306	6.37	0.8	4	-	<0.5	<50	-
MW-15	2/22/2022	300	7,500	17.56	0.408	4.66	328	5.08	0	9	-	<0.5	-	-
MW-15	5/10/2022	400	8,000	16.85	0.299	4.97	406	5.18	0	7	-	<0.5	-	-
MW-15	6/8/2022	300	8,700	17.75	0.278	4.63	411	7.36	0	9	5.6	<0.5	-	-
MW-15	7/14/2022	400	8,000	18	0.347	4.28	428	5	0	7	5.4	<0.5	-	-
MW-15	8/22/2022	400	10,000	25.36	0.181	4.13	363	3.7	12	6	-	<0.5	-	-
MW-15	9/14/2022	400	8,000	17.81	0.379	4.86	421	3.91	0.9	-	-	-	-	-
MW-16	10/20/2020	400	10,000	16.48	0.254	4.97	335	6.51	4.3	9	-	<0.5	<50	-
MW-16	1/12/2021	400	8,400	17.58	0.519	4.68	352	5.99	0	2	-	<0.5	<50	-
MW-16	4/26/2021	400	14,000	16.36	0.379	4.78	413	5.55	1.6	2	-	<0.5	<50	-
MW-16	7/27/2021	400	9,600	19.05	0.644	4.6	328	6.28	3.8	5	-	<0.5	<50	-
MW-16	10/12/2021	400	14,000	17.41	0.591	4.71	431	4.3	0	2	-	<0.5	<50	-
MW-16	2/22/2022	400	12,000	17.18	0.762	4.55	348	5.1	0	5	-	<0.5	-	-
MW-16	5/10/2022	400	10,000	17.07	0.724	5.08	397	5.39	0.5	9	-	<0.5	-	-
MW-16	6/7/2022	400	10,000	17.79	0.55	4.57	380	4.11	0	-	-	-	-	-
MW-16	7/13/2022	400	10,000	20.87	0.582	4.35	387	3.76	0	-	-	-	-	-
MW-16	8/22/2022	400	10,000	22.32	0.607	3.85	339	3.86	1	5	-	<0.5	-	-
MW-16	9/14/2022	400	8,000	18.57	0.919	4.69	431	2.87	4.9	-	-	-	-	-
MW-17	10/20/2020	300	7,500	19.62	0.401	4.79	297	6.49	30.1	9	-	<0.5	<50	-
MW-17	1/12/2021	300	8,600	17.33	0.677	4.88	299	5.55	3.7	<2	-	<0.5	<50	-
MW-17	4/26/2021	300	9,000	17.88	0.645	4.66	278	5.2	3.3	<2	-	<0.5	<50	-
MW-17	7/27/2021	300	7,200	17.39	0.673	4.51	330	7.02	1.2	5	-	<0.5	<50	-
MW-17	10/12/2021	300	6,300	19.21	0.626	4.32	318	5.79	6.6	5	-	<0.5	<50	-
MW-17	2/22/2022	300	7,500	17.36	0.863	4.59	283	5.21	0	3	-	<0.5	-	-

Table 2 - Natural Attenuation Parameters in Groundwater Summary
3rd Quarter Report - 2022
Chester River Hospital Center
100 Brown Street
Chestertown, MD 21620

		Final Multi-Parameter Meter Readings Prior to Sampling								HACH Field Test Kit and Lab Analytical Results				
Well ID	Date	Purge Rate (mL/min)	Cumulative Purge Volume (mL)	Temperature (°C)	Specific Conductivity (ms/cm)	pH	ORP (mv)	Dissolved Oxygen (mg/L)	Turbidity (NTU)	Nitrate ($NO3^-$-N), HACH Test Kit (mg/L)[6]	Nitrate ($NO3^-$-N), Lab Analysis (mg/L)[7]	Soluble Iron (Fe^{2+}), HACH Test Kit (mg/L)[8]	Sulfate (SO_4^{2-}), HACH Test Kit (mg/L)[9]	Sulfate (SO_4^{2-}), Lab Analysis (mg/L)[10]
MW-17	5/10/2022	300	7,500	17.3	0.626	4.7	400	5.27	2.3	5	-	<0.5	-	-
MW-17	6/8/2022	300	7,800	18.36	0.504	4.29	403	6.81	0	7	4.4	<0.5	-	-
MW-17	7/14/2022	300	7,500	18.96	4.09	4.77	386	3.57	0	7	3.5	<0.5	-	-
MW-17	8/22/2022	300	10,500	25.76	0.321	3.11	348	2.05	0.8	4	-	<0.5	-	-
MW-17	9/14/2022	300	9,000	19.6	0.64	4.82	405	2.75	19.9	-	-	-	-	-
MW-18	10/19/2020	300	7,500	20.61	0.119	4.81	291	7.8	7	3	-	<0.5	<50	-
MW-18	1/12/2021	400	8,400	17.18	0.204	4.68	332	6.38	7.4	4	-	<0.5	<50	-
MW-18	4/26/2021	500	15,000	16.65	0.211	4.71	410	5.44	0	<2	-	<0.5	<50	-
MW-18	7/27/2021	400	9,600	20.98	0.298	4.52	348	7.75	0	2	-	<0.5	<50	-
MW-18	10/11/2021	400	10,000	18.38	0.165	4.72	372	4.31	6	3	-	<0.5	<50	-
MW-18	2/21/2022	400	10,000	17.15	0.581	4.7	357	4.9	0	4	-	<0.5	-	-
MW-18	5/9/2022	400	12,000	17.23	0.449	4.63	395	4.39	0	2	-	<0.5	-	-
MW-18	6/7/2022	400	9,600	17.93	0.353	4.18	415	6.43	0	-	-	-	-	-
MW-18	7/13/2022	400	12,000	22.7	0	4.06	403	4.9	0	-	-	-	-	-
MW-18	8/22/2022	400	14,000	21.84	0.264	4.4	365	5.24	0	<2	-	<0.5	-	-
MW-18	9/14/2022	400	10,000	17.35	0.464	4.52	298	6.17	0	-	-	-	-	-
MW-19	10/20/2020	400	10,000	20.08	0.156	5.02	257	6.76	38.2	7	5	<0.5	<50	<5.0
MW-19	1/12/2021	400	8,400	16.99	0.285	4.85	326	6.79	26.8	2	-	<0.5	<50	-
MW-19	4/26/2021	400	18,000	16.41	0.229	4.85	386	6.33	132	2	-	<0.5	<50	-
MW-19	7/27/2021	400	14,600	18.76	0.283	4.81	290	6.94	27.5	7	-	<0.5	<50	-
MW-19	10/12/2021	400	14,600	16.69	0.241	4.71	342	7.75	26.1	6	-	<0.5	<50	-
MW-19	2/23/2022	400	12,000	16.6	0.252	4.98	310	8.71	0	5	-	<0.5	-	-
MW-19	5/10/2022	400	8,000	17	0.216	5.36	302	5.9	10.8	5	-	<0.5	-	-
MW-19	6/9/2022	400	11,600	17.03	0.257	4.51	395	6.74	12	-	-	-	-	-
MW-19	7/15/2022	400	14,000	17.5	0.413	4.23	343	2.38	0	-	-	-	-	-
MW-19	8/23/2022	400	12,000	20.64	0.139	4.53	344	0.11	0	3	-	<0.5	-	-
MW-19	9/15/2022	300	7,500	18.3	0.273	5.06	352	0.58	0	-	-	-	-	-
MW-20	10/20/2020	400	10,000	19.57	0.352	4.73	309	0	10.5	4	-	<0.5	<50	-
MW-20	1/12/2021	400	12,000	20	0.79	4.86	249	0	0	2	-	<0.5	<50	-
MW-20	4/26/2021	400	10,000	17.56	0.752	5.24	247	0.4	37	<2	-	<0.5	<50	-
MW-20	7/29/2021	400	12,600	20.34	0.765	5.17	74	0.93	4	3	-	0.75	<50	-
MW-20	10/12/2021	400	11,600	17.26	0.734	5.2	177	0	22.1	3	-	1.75	<50	-
MW-20	2/22/2022	400	12,000	17.62	0.946	4.87	211	0.54	0	4	-	<0.5	-	-

Table 2 - Natural Attenuation Parameters in Groundwater Summary
3rd Quarter Report - 2022
Chester River Hospital Center
100 Brown Street
Chestertown, MD 21620

		Final Multi-Parameter Meter Readings Prior to Sampling								HACH Field Test Kit and Lab Analytical Results				
Well ID	Date	Purge Rate (mL/min)	Cumulative Purge Volume (mL)	Temperature (°C)	Specific Conductivity (ms/cm)	pH	ORP (mv)	Dissolved Oxygen (mg/L)	Turbidity (NTU)	Nitrate ($NO3^-$-N), HACH Test Kit (mg/L)[6]	Nitrate ($NO3^-$-N), Lab Analysis (mg/L)[7]	Soluble Iron (Fe^{2+}), HACH Test Kit (mg/L)[8]	Sulfate (SO_4^{2-}), HACH Test Kit (mg/L)[9]	Sulfate (SO_4^{2-}), Lab Analysis (mg/L)[10]
MW-20	5/10/2022	400	8,000	17.91	0.673	5.35	-35	0	0	2	-	<0.5	-	-
MW-20	6/9/2022	400	11,600	18.04	0.598	5.01	263	0	0	-	-	-	-	-
MW-20	7/14/2022	400	8,000	19.42	0.691	4.73	286	0	0	-	-	-	-	-
MW-20	8/23/2022	400	10,000	18.23	0.383	4.81	271	2.06	0	<2	-	1.25	-	-
MW-20	9/15/2022	300	9,000	18.52	0.661	5.18	235	0	0	-	-	-	-	-
MW-21	10/20/2020	400	16,000	16.78	0.154	5.22	315	6.52	19.8	5	-	<0.5	<50	-
MW-21	1/12/2021	300	7,200	15.33	0.261	5.16	353	5.64	0	4	4	<0.5	<50	<5.0
MW-21	4/26/2021	400	12,000	18.3	0.255	5.62	272	6	0	<2	-	<0.5	<50	-
MW-21	7/27/2021	300	7,200	16.81	0.246	4.67	357	7.65	0	5	-	<0.5	<50	-
MW-21	10/12/2021	400	11,600	16.66	0.19	4.89	365	6.79	0	3	-	<0.5	<50	-
MW-21	2/23/2022	400	12,000	16.78	0.232	5.18	318	8.04	0	6	-	<0.5	-	-
MW-21	5/10/2022	400	12,000	20.42	0.175	5.49	279	5.44	3.1	7	3.3	<0.5	-	-
MW-21	8/23/2022	400	12,000	17.85	0.136	4.55	375	6.35	0	3	-	<0.5	-	-
MW-22	10/22/2020	N/A - Active Recovery Well		15.82	0.261	5.54	125	5.3	0	3	-	4.75	<50	-
MW-22	1/14/2021	N/A - Active Recovery Well		16.04	1.16	4.53	221	5.87	0	<2	-	5.5	<50	-
MW-22	4/26/2021	N/A - Active Recovery Well		17.86	0.346	5.61	155	2.94	0	2	-	4.5	<50	-
MW-22	7/29/2021	N/A - Active Recovery Well		19	0.458	5.14	154	6.81	0	6	-	3.25	<50	-
MW-22	10/14/2021	N/A - Active Recovery Well		18.57	0.411	5.23	162	8.62	0	<2	-	5.75	<50	-
MW-22	2/24/2022	N/A - Active Recovery Well		16.91	0.522	5.13	122	4.67	0	4	-	2.75	-	-
MW-22	5/12/2022	300	9000	13.99	0.615	4.5	244	6.14	0	5	-	<0.5	-	-
MW-22	8/24/2022	400	12,000	21.09	0.294	4.35	391	5.22	0	5	-	<0.5	-	-
MW-23	10/19/2020	400	12,000	16.67	0.103	4.76	306	8.31	0	5	-	<0.5	<50	-
MW-23	1/11/2021	400	9,600	16.58	0.094	4.72	325	7.62	18.4	<2	-	<0.5	<50	-
MW-23	4/26/2021	500	20,000	17.21	0.183	4.94	275	5.65	22	<2	-	1.5	<50	-
MW-23	7/26/2021	400	9,600	17.06	0.129	4.27	391	9.76	0	3	-	<0.5	<50	-
MW-23	10/11/2021	400	12,000	16.76	0.33	4.52	407	4.3	0	3	-	<0.5	<50	-
MW-23	2/21/2022	400	10,000	16.87	0.135	4.9	386	5.39	0	5	-	<0.5	-	-
MW-23	5/9/2022	400	14,000	17.33	0.27	4.45	400	6.71	0	4	-	<0.5	-	-
MW-23	6/7/2022	400	11,600	17.84	0.121	4.55	406	6.55	0	-	-	-	-	-
MW-23	7/13/2022	400	14,000	18.16	0.207	3.88	414	4.88	0	-	-	-	-	-
MW-23	8/22/2022	400	18,000	26.14	0.142	2.71	406	2.99	0	5	-	<0.5	-	-
MW-23	9/14/2022	400	10,000	22.84	0.294	4.76	296	4.66	0	-	-	-	-	-

Table 2 - Natural Attenuation Parameters in Groundwater Summary
3rd Quarter Report - 2022
Chester River Hospital Center
100 Brown Street
Chestertown, MD 21620

		Final Multi-Parameter Meter Readings Prior to Sampling								HACH Field Test Kit and Lab Analytical Results				
Well ID	Date	Purge Rate (mL/min)	Cumulative Purge Volume (mL)	Temperature (°C)	Specific Conductivity (ms/cm)	pH	ORP (mv)	Dissolved Oxygen (mg/L)	Turbidity (NTU)	Nitrate ($NO3^-$-N), HACH Test Kit (mg/L)[6]	Nitrate ($NO3^-$-N), Lab Analysis (mg/L)[7]	Soluble Iron (Fe^{2+}), HACH Test Kit (mg/L)[8]	Sulfate (SO_4^{2-}), HACH Test Kit (mg/L)[9]	Sulfate (SO_4^{2-}), Lab Analysis (mg/L)[10]
MW-24	10/20/2020	400	12,000	16.55	0.324	4.96	316	7.68	6	9	-	<0.5	<50	-
MW-24	1/12/2021	400	9,600	15.53	0.644	4.62	319	6.78	8.9	8	-	<0.5	<50	-
MW-24	4/26/2021	400	10,000	15.67	0.422	4.78	401	6.51	4	<2	5.4	<0.5	<50	<5.0
MW-24	7/27/2021	400	11,600	19.29	0.47	4.58	313	7.28	0	5	-	<0.5	<50	-
MW-24	10/12/2021	300	9,000	16.58	0.323	4.81	402	5.55	0	4	-	<0.5	<50	-
MW-24	2/22/2022	300	7,500	16.12	0.491	4.47	347	5.8	0	7	-	<0.5	-	-
MW-24	5/9/2022	400	10,000	16.11	0.415	4.84	405	4.28	0	8	-	<0.5	-	-
MW-24	6/7/2022	400	10,000	16.76	0.257	4.76	360	4.82	0	-	-	-	-	-
MW-24	7/14/2022	400	10,000	17.46	0.237	4.48	370	0	0	-	-	-	-	-
MW-24	8/22/2022	400	10,000	19.45	0.195	3.74	353	4.5	0	6	-	<0.5	-	-
MW-24	9/14/2022	400	10,000	17.23	0.275	4.95	399	3.37	0	-	-	-	-	-
MW-25	10/19/2020	300	9,000	21.58	0.229	4.81	312	7.58	5.8	7	-	<0.5	<50	-
MW-25	1/11/2021	400	13,200	15.32	0.285	4.82	330	6.66	0	2	-	<0.5	<50	-
MW-25	4/26/2021	400	12,000	19.78	0.244	4.74	396	5.98	10.2	<2	-	<0.5	<50	-
MW-25	7/26/2021	300	7,200	25.74	0.38	4.73	273	9.4	0.3	4	-	<0.5	<50	-
MW-25	10/12/2021	300	7,600	17.91	0.447	4.64	431	4.49	0	6	-	<0.5	<50	-
MW-25	2/21/2022	300	9,000	19.83	0.553	4.71	344	5.28	0	7	-	<0.5	-	-
MW-25	5/9/2022	300	9,000	21.05	0.435	4.24	413	6.16	0	4	-	<0.5	-	-
MW-25	6/7/2022	300	7,200	20.48	0.397	4.41	419	6.16	0	-	-	-	-	-
MW-25	7/13/2022	300	9,000	24.7	0.466	4.09	414	4.35	0	-	-	-	-	-
MW-25	8/22/2022	300	7,500	26.93	0.38	4.49	384	4.5	0.2	5	-	<0.5	-	-
MW-25	9/14/2022	300	7,500	20.13	0.709	4.57	283	7.39	0	-	-	-	-	-
MW-28	10/19/2020	300	6,000	19.1	0.164	4.98	266	6.78	11.9	9	-	<0.5	<50	-
MW-28	1/11/2021	300	8,100	15.83	0.253	5.26	340	6.95	0	<2	-	<0.5	<50	-
MW-28	4/26/2021	300	10,500	17.51	0.178	4.55	283	4.83	12.5	<2	-	<0.5	<50	-
MW-28	7/30/2021	300	7,200	18.45	0.308	4.66	265	5.78	0	5	-	<0.5	<50	-
MW-28	10/11/2021	300	7,200	17.78	0.237	4.5	379	4.16	0	4	-	<0.5	<50	-
MW-28	2/21/2022	300	9,900	18.13	0.358	4.52	348	3.6	0	6	-	<0.5	-	-
MW-28	5/9/2022	400	16,000	17.09	0.309	4.77	384	3.82	0	5	-	<0.5	-	-
MW-28	6/7/2022	300	6,000	17.39	0.239	4.49	351	6.16	0	-	-	-	-	-
MW-28	7/13/2022	400	10,000	17.92	0.221	4.1	321	0	0	-	-	-	-	-
MW-28	8/22/2022	400	10,000	19.42	0.199	4.42	368	4.91	0	3	-	<0.5	-	-
MW-28	9/14/2022	400	10,000	16.69	0.365	4.69	288	9.3	0	-	-	-	-	-

Table 2 - Natural Attenuation Parameters in Groundwater Summary
3rd Quarter Report - 2022
Chester River Hospital Center
100 Brown Street
Chestertown, MD 21620

		Final Multi-Parameter Meter Readings Prior to Sampling								HACH Field Test Kit and Lab Analytical Results				
Well ID	Date	Purge Rate (mL/min)	Cumulative Purge Volume (mL)	Temperature (°C)	Specific Conductivity (ms/cm)	pH	ORP (mv)	Dissolved Oxygen (mg/L)	Turbidity (NTU)	Nitrate ($NO3^-$-N), HACH Test Kit (mg/L)[6]	Nitrate ($NO3^-$-N), Lab Analysis (mg/L)[7]	Soluble Iron (Fe^{2+}), HACH Test Kit (mg/L)[8]	Sulfate (SO_4^{2-}), HACH Test Kit (mg/L)[9]	Sulfate (SO_4^{2-}), Lab Analysis (mg/L)[10]
MW-29	10/19/2020	300	9,000	17.53	0.149	5.03	254	9.34	8.4	3	-	<0.5	<50	-
MW-29	1/11/2021	300	7,200	17.17	0.232	4.42	347	7.03	31.3	6	-	<0.5	<50	-
MW-29	4/26/2021	500	12,500	16.49	0.21	4.51	413	5.53	1.9	<2	-	<0.5	<50	-
MW-29	7/29/2021	300	7,200	17.04	0.244	4.1	181	5.87	0	5	-	<0.5	<50	-
MW-29	10/11/2021	300	9,000	17.34	0.232	4.48	341	4.35	19	5	-	<0.5	<50	-
MW-29	2/21/2022	300	10,500	15.78	0.286	4.59	357	4.72	0	6	-	<0.5	-	-
MW-29	5/9/2022	300	7,500	17.74	0.241	4.54	376	6.31	1.1	4	-	<0.5	-	-
MW-29	6/7/2022	300	7,200	19.43	0.209	4.36	373	5.64	0	-	-	-	-	-
MW-29	7/13/2022	300	7,500	18.35	0.219	3.69	420	4.17	0	-	-	-	-	-
MW-29	8/22/2022	300	9,000	17.02	0.236	4.49	318	4.32	0	5	-	<0.5	-	-
MW-29	9/14/2022	300	7,500	17.1	0.405	4.48	300	6.4	0	-	-	-	-	-
MW-31R	10/21/2020	400	18,000	18.56	0.419	4.85	337	4.8	140	9	-	<0.5	<50	-
MW-31R	1/13/2021	300	8,100	18.95	0.715	4.78	292	5.72	175	6	-	2	<50	-
MW-31R	4/26/2021	400	16,000	17.98	0.543	4.84	301	6.1	39.2	4	-	<0.5	<50	-
MW-31R	7/28/2021	300	7,200	19.65	0.706	4.67	274	6.59	73	4	-	<0.5	<50	-
MW-31R	10/13/2021	300	8,700	19.84	0.61	4.7	342	5.04	85.4	7	-	<0.5	<50	-
MW-31R	2/23/2022	300	7,500	17.59	0.676	4.58	373	4.61	60.9	7	-	<0.5	-	-
MW-31R	5/11/2022	300	11,700	14.57	0.746	4.58	361	7.7	82	9	-	<0.5	-	-
MW-31R	8/24/2022	300	10,500	18.8	0.452	4.72	368	3.58	29.9	5	-	<0.5	-	-
MW-32	10/21/2020	400	10,000	19.26	0.309	4.7	361	4.59	0	9	-	<0.5	<50	-
MW-32	1/13/2021	300	6,300	19.8	0.504	4.76	346	5.38	5	4	-	<0.5	<50	-
MW-32	4/26/2021	400	14,000	19.34	0.402	4.94	309	5.97	50.5	6	-	<0.5	<50	-
MW-32	7/28/2021	300	7,200	20.4	0.597	4.62	299	6.38	18	9	-	<0.5	<50	-
MW-32	10/13/2021	500	12,000	18.63	0.575	4.54	371	5.17	0	7	-	<0.5	<50	-
MW-32	2/23/2022	500	7,500	17.82	0.628	4.55	380	4.75	14.3	7	-	<0.5	-	-
MW-32	5/11/2022	300	7,500	14.18	0.609	4.6	363	8.25	0	7	-	<0.5	-	-
MW-32	8/24/2022	300	7,500	18.35	0.348	4.81	348	4.02	0	8	-	<0.5	-	-
MW-33	10/20/2020	300	7,500	19.6	0.135	5.08	295	7.65	8.1	9	4.1	<0.5	<50	<5.0
MW-33	1/12/2021	300	9,000	17.07	0.234	4.98	342	6.11	0	<2	4.1	<0.5	<50	<5.0
MW-33	4/26/2021	300	7,500	17.92	0.193	4.7	303	6.52	0	<2	-	<0.5	<50	-
MW-33	7/27/2021	300	7,200	16.48	0.187	3.87	400	8.48	0	5	-	<0.5	<50	-
MW-33	10/12/2021	400	11,600	16.87	0.241	4.94	365	6.73	0	7	-	<0.5	<50	-
MW-33	2/22/2022	400	10,000	17.7	0.272	4.74	318	5.41	0	8	-	<0.5	-	-

Table 2 - Natural Attenuation Parameters in Groundwater Summary
3rd Quarter Report - 2022
Chester River Hospital Center
100 Brown Street
Chestertown, MD 21620

		Final Multi-Parameter Meter Readings Prior to Sampling								HACH Field Test Kit and Lab Analytical Results				
Well ID	Date	Purge Rate (mL/min)	Cumulative Purge Volume (mL)	Temperature (°C)	Specific Conductivity (ms/cm)	pH	ORP (mv)	Dissolved Oxygen (mg/L)	Turbidity (NTU)	Nitrate ($NO3^-$-N), HACH Test Kit (mg/L)[6]	Nitrate ($NO3^-$-N), Lab Analysis (mg/L)[7]	Soluble Iron (Fe^{2+}), HACH Test Kit (mg/L)[8]	Sulfate (SO_4^{2-}), HACH Test Kit (mg/L)[9]	Sulfate (SO_4^{2-}), Lab Analysis (mg/L)[10]
MW-33	5/10/2022	400	10,000	17.23	0.208	5.14	390	5.62	0	4	-	<0.5	-	-
MW-33	6/8/2022	300	7,200	18.05	0.163	4.31	427	8.25	0	-	-	-	-	-
MW-33	7/14/2022	400	10,000	19.53	0.187	3.73	455	4.78	0	-	-	-	-	-
MW-33	8/23/2022	400	12,000	17.8	0.134	4.31	381	6.69	0	2	-	<0.5	-	-
MW-33	9/14/2022	400	10,000	17.84	0.251	4.71	301	5.62	0	-	-	-	-	-
MW-34	10/20/2020	400	10,000	21.12	0.474	4.9	285	6.69	17.3	5	-	0.25	<50	-
MW-34	1/12/2021	300	7,200	16.93	0.92	4.85	330	4.91	0	6	3.9	<0.5	<50	<5.0
MW-34	4/26/2021	300	10,000	19.83	0.819	4.81	302	5.37	0	<2	3.9	<0.5	<50	-
MW-34	7/27/2021	300	8,100	18.21	0.812	4.62	352	8.09	0	7	-	<0.5	<50	-
MW-34	10/12/2021	300	7,200	19.32	0.763	4.95	312	6	5.5	8	-	<0.5	<50	-
MW-34	2/22/2022	300	7,500	18.46	0.942	4.54	343	4.94	0	9	-	<0.5	-	-
MW-34	5/10/2022	400	10,000	17.97	0.584	4.86	416	5.5	0	7	-	<0.5	-	-
MW-34	6/8/2022	300	8,700	19.13	0.487	4.37	427	7.06	2.1	-	-	-	-	-
MW-34	7/14/2022	400	10,000	20.42	0.685	3.97	411	4.24	0	-	-	-	-	-
MW-34	8/23/2022	400	10,000	19.35	0.501	4.33	387	5.8	0	2	-	<0.5	-	-
MW-34	9/14/2022	400	10,000	19.16	0.839	4.76	437	4.05	1.9	-	-	-	-	-
MW-35	10/20/2020	400	10,000	17.85	0.464	4.68	364	5.33	2.4	5	-	<0.5	<50	-
MW-35	1/12/2021	400	8,400	17.99	0.723	4.6	338	5.5	4.1	7	5.4	<0.5	<50	<5.0
MW-35	4/26/2021	400	14,000	17.3	0.581	4.66	430	5.38	14.9	4	-	<0.5	<50	-
MW-35	7/27/2021	400	9,600	19.57	0.843	4.45	343	6.05	2.5	9	-	<0.5	<50	-
MW-35	10/12/2021	400	9,600	17.8	0.635	4.39	390	7.41	0	7	-	<0.5	<50	-
MW-35	2/22/2022	400	12,000	17.33	0.639	4.6	368	4.41	0	9	-	<0.5	-	-
MW-35	5/10/2022	400	10,000	17.6	0.311	5.1	324	6.79	0	9	-	<0.5	-	-
MW-35	6/8/2022	400	12,000	18	0.286	4.45	420	7.73	0	-	-	-	-	-
MW-35	7/14/2022	400	10,000	18.94	0.353	3.83	460	3.98	0	-	-	-	-	-
MW-35	8/23/2022	400	10,000	18.74	0.239	4.41	379	5.71	0	4	-	<0.5	-	-
MW-35	9/15/2022	300	9,000	18.68	0.44	4.65	414	6.37	0	-	-	-	-	-
MW-37	10/21/2020	400	18,000	21.21	0.345	6.56	-78	0	101	<2	-	6.25	<50	-
MW-37	1/13/2021	300	10,200	13.18	0.592	6.63	-26	1.87	32.8	<2	-	6	<50	-
MW-37	4/26/2021	400	10,400	20.37	0.479	6.72	-70	0	78.9	<2	-	4.5	<50	-
MW-37	7/28/2021	300	7,200	20.25	0.704	6.35	-37	1.24	71.4	<2	-	5.75	<50	-
MW-37	10/13/2021	300	7,200	20.64	0.593	6.35	-51	0.09	33.7	1	-	4.75	<50	-
MW-37	2/22/2022	300	7,500	19.94	0.525	6.51	-21	1.18	29.3	<2	-	4.5	-	-

Table 2 - Natural Attenuation Parameters in Groundwater Summary
3rd Quarter Report - 2022
Chester River Hospital Center
100 Brown Street
Chestertown, MD 21620

		Final Multi-Parameter Meter Readings Prior to Sampling								HACH Field Test Kit and Lab Analytical Results				
Well ID	Date	Purge Rate (mL/min)	Cumulative Purge Volume (mL)	Temperature (°C)	Specific Conductivity (ms/cm)	pH	ORP (mv)	Dissolved Oxygen (mg/L)	Turbidity (NTU)	Nitrate ($NO3^-$-N), HACH Test Kit (mg/L)[6]	Nitrate ($NO3^-$-N), Lab Analysis (mg/L)[7]	Soluble Iron (Fe^{2+}), HACH Test Kit (mg/L)[8]	Sulfate (SO_4^{2-}), HACH Test Kit (mg/L)[9]	Sulfate (SO_4^{2-}), Lab Analysis (mg/L)[10]
MW-37	5/11/2022	300	9,000	21.15	0.492	7.01	-53	0	10.4	<2	-	5	-	-
MW-37	6/8/2022	300	7,500	20.69	0.445	7.31	-70	0	24.7	-	-	-	-	-
MW-37	7/14/2022	300	9,000	23.61	0.497	6.8	-79	0	24.6	-	-	-	-	-
MW-37	8/23/2022	300	10,500	21.04	0.5	6.98	-111	1.71	30.8	<2	-	3.5	-	-
MW-37	9/15/2022	300	9,000	21.74	0.663	6.53	-126	0.62	0.9	<2	0.18	5.25	-	-
MW-40	10/21/2020	300	7,500	20.32	0.268	4.49	364	3.11	7.9	2	-	<0.5	<50	-
MW-40	1/13/2021	200	3,900	21.48	0.451	4.87	303	4.37	0	4	-	<0.5	<50	-
MW-40	4/26/2021	300	7,500	19.88	0.338	4.97	311	6.03	42.7	2	-	<0.5	<50	-
MW-40	7/28/2021	200	4,800	23.39	0.463	4.69	274	4.18	4	9	-	<0.5	<50	-
MW-40	10/14/2021	300	7,200	19.23	0.481	4.62	192	5.92	0	9	-	<0.5	<50	-
MW-40	2/23/2022	300	7,500	18.61	0.397	4.66	372	4.73	0	9	-	<0.5	-	-
MW-40	5/11/2022	300	9,000	16.03	0.538	4.59	331	7.01	0	8	-	<0.5	-	-
MW-40	8/24/2022	300	9,000	21.51	0.231	4.57	373	5.03	0	4	-	<0.5	-	-
MW-41	10/23/2020	400	14,000	19.98	0.427	6.43	-77	0	8	<2	-	7	<50	-
MW-41	1/15/2021	300	6,300	16.93	1.47	6.51	-71	0	4.2	<2	<0.10	3	<50	<5
MW-41	4/30/2021	400	16,000	16.74	0.629	6.1	50	0	5.7	<2	-	3	<50	-
MW-41	7/29/2021	300	7,200	20.37	0.494	5.81	141	0.54	37	3	1.2	1.75	<50	<5.0
MW-41	10/14/2021	300	7,200	18.52	0.493	5.57	91	0.97	0	4	-	1.25	<50	-
MW-41	2/24/2022	300	12,000	15.79	0.365	5.35	212	3.93	0	4	4.5	<0.5	-	-
MW-41	5/12/2022	300	10,500	17.84	0.154	6.01	150	0	13	2	1	1.25	-	-
MW-41	8/25/2022	300	10,500	20.56	0.167	5.11	136	0	0	<2	<0.10	4	-	-
MW-42	10/22/2020	300	9,000	22.87	0.284	5.24	223	0.95	0	3	3.9	0.25	<50	<5.0
MW-42	1/14/2021	300	7,200	17.28	0.483	5.07	230	2.85	40.9	4	4.9	0.5	<50	<5.0
MW-42	4/29/2021	300	10,500	17.5	0.401	4.94	337	2.2	6	4	4.9	0.5	<50	<5.0
MW-42	7/29/2021	300	7,200	21.33	0.396	4.82	280	3.26	0	9	5	<0.5	<50	<5.0
MW-42	10/13/2021	300	7,200	18.75	0.387	4.64	250	2.73	3.4	4	-	<0.5	<50	-
MW-42	2/23/2022	300	9,000	19.84	-361	4.91	308	5.64	0	9	-	<0.5	-	-
MW-42	5/12/2022	300	9,000	14.29	0.362	4.16	315	1.26	0	7	-	<0.5	-	-
MW-42	8/24/2022	300	9,000	22.32	0.271	4.91	286	2.94	0	7	-	<0.5	-	-
MW-43	10/21/2020	300	7,500	21.82	0.313	5.6	76	0	75.8	<2	-	4.5	<50	-
MW-43	1/13/2021	200	6,000	17.21	0.527	5.79	54	0	85.2	<2	-	1.5	<50	-
MW-43	4/26/2021	300	10,500	19.42	0.439	6.06	99	0	4.2	<2	-	3	<50	-

Table 2 - Natural Attenuation Parameters in Groundwater Summary
3rd Quarter Report - 2022
Chester River Hospital Center
100 Brown Street
Chestertown, MD 21620

		Final Multi-Parameter Meter Readings Prior to Sampling								HACH Field Test Kit and Lab Analytical Results				
Well ID	Date	Purge Rate (mL/min)	Cumulative Purge Volume (mL)	Temperature (°C)	Specific Conductivity (ms/cm)	pH	ORP (mv)	Dissolved Oxygen (mg/L)	Turbidity (NTU)	Nitrate ($NO3^-$-N), HACH Test Kit (mg/L)[6]	Nitrate ($NO3^-$-N), Lab Analysis (mg/L)[7]	Soluble Iron (Fe^{2+}), HACH Test Kit (mg/L)[8]	Sulfate (SO_4^{2-}), HACH Test Kit (mg/L)[9]	Sulfate (SO_4^{2-}), Lab Analysis (mg/L)[10]
MW-43	7/29/2021	300	4,800	24.21	0.436	4.89	221	0.54	24	4	-	0.75	<50	-
MW-43	10/13/2021	300	4,800	21.04	0.392	5.14	214	0	16.5	4	-	0.5	<50	-
MW-43	2/23/2022	300	7,500	18.03	0.423	5.39	172	0.46	0	2	-	0.75	-	-
MW-43	5/11/2022	300	7,500	16.37	0.487	4.98	249	0	0	4	-	<0.5	-	-
MW-43	6/8/2022	300	9,000	18.94	0.307	5.55	248	0	2.3	-	-	-	-	-
MW-43	7/14/2022	300	10,500	23	0.348	5.05	189	0	4.8	-	-	-	-	-
MW-43	8/24/2022	300	9,000	20.58	0.275	4.96	291	0	0	2	-	0.5	-	-
MW-43	9/14/2022	300	9,000	20.36	0.472	5.09	231	0.3	11	-	-	-	-	-
MW-44	10/21/2020	400	14,000	18.31	0.327	4.9	348	4.06	39.2	9	-	<0.5	<50	-
MW-44	1/13/2021	300	7,200	20.9	0.538	4.81	323	4.77	70.1	<2	-	<0.5	<50	-
MW-44	4/26/2021	400	16,000	17.94	0.417	4.93	305	5.65	0	8	-	<0.5	<50	-
MW-44	7/28/2021	300	7,200	22.48	0.54	4.63	299	5.28	120	9	-	<0.5	<50	-
MW-44	10/13/2021	300	10,200	18.6	0.48	4.7	359	4.68	8.4	9	-	<0.5	<50	-
MW-44	2/23/2022	300	10,500	17.86	0.519	4.62	376	4.39	6.4	9	-	<0.5	-	-
MW-44	5/11/2022	300	9,000	13.94	0.616	4.52	342	5.24	50	8	-	<0.5	-	-
MW-44	8/24/2022	300	9,000	17.96	0.428	4.86	358	3.31	0	9	-	<0.5	-	-
MW-45	10/22/2020	300	7,500	21.39	0.512	5.12	203	0	4.7	2	2.7	1.25	<50	<5.0
MW-45	1/14/2021	300	8,100	18.15	0.966	5.15	232	0	0	<2	-	2	<50	-
MW-45	4/29/2021	300	9,000	17.89	0.701	4.89	266	0	7.4	2	-	<0.5	<50	-
MW-45	7/29/2021	300	7,200	18.42	0.406	5.08	205	1.58	9.8	4	3.6	1.25	<50	<5.0
MW-45	10/14/2021	300	7,200	17.59	0.533	5.18	278	0	0	6	-	<0.5	<50	-
MW-45	2/23/2022	200	5,500	17.39	0.774	4.9	240	0.89	0	3	-	<0.5	-	-
MW-45	5/11/2022	300	10,500	17.59	0.382	5.19	256	0.14	0.2	7	-	<0.5	-	-
MW-45	6/9/2022	300	9,000	18.43	0.32	5.08	126	1.11	0	-	-	-	-	-
MW-45	7/15/2022	300	9,000	19.14	0.311	4.64	314	0	19	-	-	-	-	-
MW-45	8/24/2022	300	9,000	17.81	0.38	4.88	294	5.47	0	7	-	<0.5	-	-
MW-45	9/15/2022	300	9,000	17.74	0.551	4.76	265	2.3	0	-	-	-	-	-
MW-46	10/22/2020	300	7,500	21.78	0.569	6.76	-137	0	0	<2	-	>7	<50	-
MW-46	1/14/2021	300	7,200	20.31	0.738	7.28	-113	5.4	9.9	<2	0.14	7	<50	<5.0
MW-46	4/29/2021	300	10,500	18.89	0.635	6.25	-74	0	15	<2	-	4	<50	-
MW-46	7/29/2021	300	7,200	19.6	0.57	6.46	-77	4.88	27.6	9	-	3.25	<50	-
MW-46	10/14/2021	300	7,200	19.79	0.613	6.56	-48	0.42	0	<2	-	6.25	<50	-
MW-46	2/23/2022	200	5,000	19.52	1.06	6.22	-108	0.75	0	<2	-	6	-	-

Table 2 - Natural Attenuation Parameters in Groundwater Summary
3rd Quarter Report - 2022
Chester River Hospital Center
100 Brown Street
Chestertown, MD 21620

		Final Multi-Parameter Meter Readings Prior to Sampling								HACH Field Test Kit and Lab Analytical Results				
Well ID	Date	Purge Rate (mL/min)	Cumulative Purge Volume (mL)	Temperature (°C)	Specific Conductivity (ms/cm)	pH	ORP (mv)	Dissolved Oxygen (mg/L)	Turbidity (NTU)	Nitrate ($NO3^-$-N), HACH Test Kit (mg/L)[6]	Nitrate ($NO3^-$-N), Lab Analysis (mg/L)[7]	Soluble Iron (Fe^{2+}), HACH Test Kit (mg/L)[8]	Sulfate (SO_4^{2-}), HACH Test Kit (mg/L)[9]	Sulfate (SO_4^{2-}), Lab Analysis (mg/L)[10]
MW-46	5/11/2022	300	7,500	19.1	0.615	6.87	-133	0	18.3	<2	-	3.75	-	-
MW-46	6/9/2022	300	9,000	19.15	0.381	6.14	37	0.32	15.9	<2	<0.10	4.25	-	-
MW-46	7/15/2022	300	7,500	18.43	0.576	7.03	-87	0	14.6	-	-	-	-	-
MW-46	8/24/2022	300	9,000	18.85	0.666	6.69	-126	0.66	0	<2	-	4.25	-	-
MW-46	9/15/2022	300	7,500	18.35	0.821	6.33	-57	1.36	0	-	-	-	-	-
MW-47	10/23/2020	300	9,000	19.87	1.08	6.72	-131	0	3.4	<2	-	>7	<50	-
MW-47	1/15/2021	300	7,200	17.16	1.28	6.5	-84	0	32.8	<2	-	3.5	<50	-
MW-47	4/30/2021	400	14,000	17.18	1.42	6.3	-43	0	0	<2	-	>7	<50	-
MW-47	7/29/2021	300	7,200	20.95	0.978	6.36	-52	6.1	4	<2	-	3.75	<50	-
MW-47	10/14/2021	300	7,200	18.68	0.676	5.92	3	0	6.3	<2	-	4.25	<50	-
MW-47	2/24/2022	300	9,000	11.65	0.702	6.26	-12	1.47	11.7	<2	<0.10	2.75	-	-
MW-47	5/12/2022	300	7,500	18.04	0.22	7.22	-32	0	20.1	<2	-	2.75	-	-
MW-47	6/9/2022	300	9,000	17.54	0.476	7.02	1	0.3	0	-	-	-	-	-
MW-47	7/15/2022	300	7,500	19.82	0.715	6.72	30	0	13.4	<2	<0.10	4.5	-	-
MW-47	8/25/2022	300	9,000	17.16	0.7	6.09	-18	0	0	<2	-	6.5	-	-
MW-47	9/15/2022	300	7,500	17.71	0.792	5.91	-11	1.1	15.1	-	-	-	-	-
MW-48	10/20/2020	400	13,500	18.51	0.146	4.98	290	6.63	86.3	9	-	<0.5	<50	-
MW-48	1/12/2021	300	9,900	16.9	0.308	5.01	318	4.48	300	4	-	<0.5	<50	-
MW-48	4/27/2021	400	16,000	17.82	0.296	5.01	297	5.32	19.7	2	-	<0.5	<50	-
MW-48	7/27/2021	300	7,200	16.47	0.272	4.6	347	7.42	39.2	7	-	<0.5	<50	-
MW-48	10/12/2021	300	8,700	18.72	0.246	5.31	284	5.81	91.1	8	-	<0.5	<50	-
MW-48	2/22/2022	300	10,500	17.22	0.293	4.71	315	4.99	54.7	8	-	<0.5	-	-
MW-48	5/10/2022	300	12,000	17.99	0.215	5.24	332	5.92	4	7	-	<0.5	-	-
MW-48	6/8/2022	300	9,600	18.75	0.202	4.54	353	6.8	385	-	-	-	-	-
MW-48	7/14/2022	300	12,000	21.23	0.237	4.75	335	3.9	175	-	-	-	-	-
MW-48	8/22/2022	300	9,000	20.46	0.158	4.66	362	4.59	247	5	-	<0.5	-	-
MW-48	9/14/2022	300	9,000	18.55	0.335	4.61	296	6.43	200	-	-	-	-	-
MW-49	10/20/2020	400	24,000	16.72	0.143	4.81	337	5.46	73.9	6	-	<0.5	<50	-
MW-49	1/12/2021	300	9,900	15.75	0.246	5.11	302	5.02	341	4	-	<0.5	<50	-
MW-49	4/27/2021	400	30,000	17.21	0.242	5	294	5.2	35	4	-	<0.5	<50	-
MW-49	7/27/2021	300	9,600	16.45	0.237	4.65	343	6.92	161	9	-	<0.5	<50	-
MW-49	10/12/2021	300	8,100	18.3	0.227	5.02	305	5.8	201	4	-	<0.5	<50	-
MW-49	2/22/2022	300	10,500	17.07	0.269	4.75	327	5.09	30.8	9	-	<0.5	-	-

Table 2 - Natural Attenuation Parameters in Groundwater Summary
3rd Quarter Report - 2022
Chester River Hospital Center
100 Brown Street
Chestertown, MD 21620

		Final Multi-Parameter Meter Readings Prior to Sampling								HACH Field Test Kit and Lab Analytical Results				
Well ID	Date	Purge Rate (mL/min)	Cumulative Purge Volume (mL)	Temperature (°C)	Specific Conductivity (ms/cm)	pH	ORP (mv)	Dissolved Oxygen (mg/L)	Turbidity (NTU)	Nitrate ($NO3^-$-N), HACH Test Kit (mg/L)[6]	Nitrate ($NO3^-$-N), Lab Analysis (mg/L)[7]	Soluble Iron (Fe^{2+}), HACH Test Kit (mg/L)[8]	Sulfate (SO_4^{2-}), HACH Test Kit (mg/L)[9]	Sulfate (SO_4^{2-}), Lab Analysis (mg/L)[10]
MW-49	5/10/2022	300	12,000	16.79	0.201	5.22	429	6.3	43.8	8	-	<0.5	-	-
MW-49	6/8/2022	300	9,600	17.63	0.183	4.41	371	7.04	638	-	-	-	-	-
MW-49	7/14/2022	300	13,500	19.22	0.214	4.15	391	3.5	303	-	-	-	-	-
MW-49	8/22/2022	300	9,000	24.25	0.159	3.86	357	3.19	95	9	-	<0.5	-	-
MW-49	9/14/2022	300	7,500	17.97	0.264	4.92	380	3.79	212	-	-	-	-	-
MW-50	10/20/2020	400	24,000	17.11	0.24	5.11	329	6.07	49.2	7	-	<0.5	<50	-
MW-50	1/12/2021	400	10,800	17.49	0.471	4.73	331	6.11	77.5	4	-	<0.5	<50	-
MW-50	4/27/2021	400	24,000	16.97	0.31	4.95	400	5.77	48	<2	-	<0.5	<50	-
MW-50	7/27/2021	400	13,600	20.28	253	4.72	305	6.41	78.2	5	-	<0.5	<50	-
MW-50	10/12/2021	400	16,000	17.7	0.268	4.93	382	4.93	144	6	-	<0.5	<50	-
MW-50	2/22/2022	400	14,000	17.24	0.316	4.72	334	6.38	328	7	-	<0.5	-	-
MW-50	5/10/2022	300	12,000	17.23	0.241	4.96	367	6.58	178	7	-	<0.5	-	-
MW-50	6/7/2022	400	15,600	19	0.167	4.7	354	5.43	655	-	-	-	-	-
MW-50	7/13/2022	300	10,500	21.61	0.187	3.54	399	3.56	750	-	-	-	-	-
MW-50	8/22/2022	300	9,000	23.54	0.156	3.72	342	3.06	109	4	-	<0.5	-	-
MW-50	9/14/2022	300	10,500	18.5	0.238	4.89	382	3.43	241	-	-	-	-	-
MW-51	10/21/2020	400	8,800	21.67	0.263	5.48	154	2.83	0	5	-	2.75	<50	-
MW-51	1/13/2021	300	8,800	13.87	0.477	5.38	211	3.17	3.5	<2	-	2	<50	-
MW-51	4/28/2021	400	10,000	20.63	0.393	5.18	249	3.19	24.5	2	-	1	<50	-
MW-51	7/28/2021	300	7,200	20.57	0.519	5.07	211	3.51	8.8	5	-	1.25	<50	-
MW-51	10/13/2021	300	7,200	19.41	0.425	5.12	181	3.55	1.6	7	-	0.75	<50	-
MW-51	2/22/2022	300	9,000	17.84	0.426	5.29	218	3.69	138	9	-	0.5	-	-
MW-51	5/11/2022	400	12,000	19.16	0.385	5.12	387	5.51	0	9	-	<0.5	-	-
MW-51	6/8/2022	300	7,500	19.86	0.344	4.69	305	3.99	0	-	-	-	-	-
MW-51	7/14/2022	400	10,000	18.04	0.382	5.22	309	0	140	-	-	-	-	-
MW-51	8/23/2022	300	9,000	21.57	0.369	5.37	244	4.97	5.9	9	-	0.5	-	-
MW-51	9/15/2022	400	10,000	19.07	0.535	4.96	259	5.89	0	5	4.8	0.75	-	-
MW-52	10/21/2020	400	10,000	19.49	0.17	4.82	323	4.95	1.2	<2	-	<0.5	<50	-
MW-52	1/13/2021	400	7,200	19.63	0.299	4.89	321	5.48	0	4	-	<0.5	<50	-
MW-52	4/28/2021	400	16,000	19.71	0.248	5.21	190	3.29	49.9	2	-	<0.5	<50	-
MW-52	7/28/2021	400	9,600	20.64	0.31	4.63	294	5.67	0	4	-	<0.5	<50	-
MW-52	10/14/2021	300	7,200	18.6	0.307	4.44	176	5.9	0	6	-	<0.5	<50	-
MW-52	2/23/2022	300	10,500	18.39	0.313	4.9	352	7.08	0	9	-	<0.5	-	-

Table 2 - Natural Attenuation Parameters in Groundwater Summary
3rd Quarter Report - 2022
Chester River Hospital Center
100 Brown Street
Chestertown, MD 21620

		Final Multi-Parameter Meter Readings Prior to Sampling								HACH Field Test Kit and Lab Analytical Results				
Well ID	Date	Purge Rate (mL/min)	Cumulative Purge Volume (mL)	Temperature (°C)	Specific Conductivity (ms/cm)	pH	ORP (mv)	Dissolved Oxygen (mg/L)	Turbidity (NTU)	Nitrate ($NO3^-$-N), HACH Test Kit (mg/L)[6]	Nitrate ($NO3^-$-N), Lab Analysis (mg/L)[7]	Soluble Iron (Fe^{2+}), HACH Test Kit (mg/L)[8]	Sulfate (SO_4^{2-}), HACH Test Kit (mg/L)[9]	Sulfate (SO_4^{2-}), Lab Analysis (mg/L)[10]
MW-52	5/11/2022	300	9,000	17.78	0.31	5.45	216	4.93	5.4	7	-	<0.5	-	-
MW-52	6/8/2022	300	7,500	18.46	0.237	5.03	345	6.96	0	-	-	-	-	-
MW-52	7/14/2022	300	9,000	21.03	0.248	5.2	209	0	9	-	-	-	-	-
MW-52	8/24/2022	300	9,000	22.04	0.189	4.64	369	5.91	0	7	-	<0.5	-	-
MW-52	9/15/2022	300	9,000	19.38	0.345	4.87	387	4.78	0	-	-	-	-	-
MW-53	10/21/2020	400	12,000	20.9	0.558	7	-130	0	15.9	<2	-	6.75	<50	-
MW-53	1/13/2021	200	5,000	19.43	0.806	6.56	-134	0	5.5	<2	-	<0.5	<50	-
MW-53	4/28/2021	400	14,000	19.62	0.391	6.23	82	0	42.7	<2	-	6.5	<50	-
MW-53	7/28/2021	200	4,200	25.39	0.4	4.76	248	0.45	48	4	-	0.5	<50	-
MW-53	10/13/2021	200	5,800	19.24	0.376	4.69	309	0.6	0	5	-	0.5	<50	-
MW-53	2/23/2022	300	6,000	17.89	0.327	4.74	327	1.55	0	7	-	0.5	-	-
MW-53	5/11/2022	300	9,000	16.52	0.484	5.18	117	0	6	4	-	2.25	-	-
MW-53	8/24/2022	300	9,000	21.3	0.26	4.99	236	0.56	0	4	-	0.75	-	-
MW-54	10/22/2020	400	10,000	23.84	0.635	6.84	-143	0	0	<2	-	>7	<50	-
MW-54	1/14/2021	300	10,500	20.33	1.24	6.98	-129	0.15	0	<2	-	2	<50	-
MW-54	4/29/2021	400	12,000	18.79	1.28	6.63	-99	0	12.7	<2	<0.1	4	<50	<5.0
MW-54	7/29/2021	300	7,200	19.25	1.35	6.18	-51	1.27	2.9	<2	-	3.25	<50	-
MW-54	10/14/2021	300	7,200	19.89	1.43	6.4	-57	0	0	<2	-	6.75	<50	-
MW-54	2/23/2022	200	6,000	19.79	1.12	6.18	-106	0.61	0	<2	-	6.25	-	-
MW-54	5/11/2022	400	10,000	18.7	0.694	6.87	-130	0	0.4	<2	-	4.25	-	-
MW-54	6/9/2022	300	9,000	20.07	0.439	7.34	-97	0	4.4	-	-	-	-	-
MW-54	7/15/2022	400	8,000	19.18	0.874	6.74	36	0	4.1	-	-	-	-	-
MW-54	8/25/2022	300	9,000	17.77	1.24	6.27	-90	1.22	0	<2	-	7	-	-
MW-54	9/15/2022	400	10,000	22.51	1.12	5.3	37	0.95	2.1	-	-	-	-	-
MW-55	10/22/2020	400	10,000	20.74	0.333	5.24	230	0	0	4	-	0.5	<50	-
MW-55	1/14/2021	300	5,400	18.2	0.679	5.24	226	0	0	5	4.3	0.5	<50	<5.0
MW-55	4/30/2021	400	14,000	17.17	0.488	4.87	290	0	0	4	-	0.5	<50	<5.0
MW-55	7/28/2021	300	7,200	18.19	0.438	4.89	149	2.55	5.9	9	-	0.5	<50	-
MW-55	10/14/2021	300	7,200	18.27	0.53	5.02	341	1.7	0	8	-	<0.5	<50	-
MW-55	2/23/2022	300	9,000	18.05	6.28	5.06	245	1.66	0	9	-	<0.5	-	-
MW-55	5/11/2022	400	10,000	17.61	0.478	5.08	359	4.69	0	8	-	<0.5	-	-
MW-55	8/25/2022	300	9,000	17.23	0.401	4.77	358	4.73	0	5	-	<0.5	-	-

Table 2 - Natural Attenuation Parameters in Groundwater Summary
3rd Quarter Report - 2022
Chester River Hospital Center
100 Brown Street
Chestertown, MD 21620

		Final Multi-Parameter Meter Readings Prior to Sampling								HACH Field Test Kit and Lab Analytical Results				
Well ID	Date	Purge Rate (mL/min)	Cumulative Purge Volume (mL)	Temperature (°C)	Specific Conductivity (ms/cm)	pH	ORP (mv)	Dissolved Oxygen (mg/L)	Turbidity (NTU)	Nitrate ($NO3^-$-N), HACH Test Kit (mg/L)[6]	Nitrate ($NO3^-$-N), Lab Analysis (mg/L)[7]	Soluble Iron (Fe^{2+}), HACH Test Kit (mg/L)[8]	Sulfate (SO_4^{2-}), HACH Test Kit (mg/L)[9]	Sulfate (SO_4^{2-}), Lab Analysis (mg/L)[10]
MW-56	10/20/2020	400	10,000	19.81	0.473	4.74	340	4.66	5	4	-	<0.5	<50	-
MW-56	1/12/2021	400	10,800	20.08	0.852	4.66	332	5.03	1.5	3	-	<0.5	<50	-
MW-56	4/27/2021	400	16,000	17.6	0.793	4.65	401	4.1	15	4	-	<0.5	<50	-
MW-56	7/27/2021	400	9,600	21.3	0.823	4.4	332	5.54	1.6	7	3.8	<0.5	<50	<5.0
MW-56	10/12/2021	400	11,600	17.43	0.738	4.72	365	5.25	1	3	-	<0.5	<50	-
MW-56	2/22/2022	400	12,000	17.9	0.917	4.51	339	4.05	0	6	-	<0.5	-	-
MW-56	5/10/2022	400	10,000	18.02	0.681	4.91	193	5.31	0	5	-	<0.5	-	-
MW-56	6/9/2022	400	12,000	17.99	0.573	4.5	407	6.33	0	-	-	-	-	-
MW-56	7/14/2022	400	10,000	19.1	0.681	3.84	418	2.42	0	-	-	-	-	-
MW-56	8/23/2022	400	12,000	19.18	0.426	4.17	391	0.29	0	3	-	<0.5	-	-
MW-56	9/15/2022	300	9,000	19.74	0.618	4.6	419	4.5	0	-	-	-	-	-
RW-2D	10/22/2020	N/A - Active Recovery Well		14.71	0.139	5.16	137	3.93	0	4	-	4.25	<50	-
RW-2D	1/14/2021	N/A - Active Recovery Well		15.55	0.651	4.69	209	5.56	0	2	-	3.5	<50	-
RW-2D	4/29/2021	N/A - Active Recovery Well		16.5	0.189	5.71	162	2.62	0	2	-	4	<50	-
RW-2D	7/29/2021	N/A - Active Recovery Well		16.23	0.246	5.05	141	6.95	0	6	-	3	<50	-
RW-2D	10/14/2021	N/A - Active Recovery Well		16.3	0.212	4.6	147	15.02	0	<2	-	4.75	<50	-
RW-2D	2/24/2022	N/A - Active Recovery Well		16.16	0.257	5.17	119	4.62	0	4	-	2.25	-	-
RW-2D	5/12/2022	400	14000	18.94	0.146	5.09	296	7.86	0.3	7	-	<0.5	-	-
RW-2D	8/25/2022	400	12,000	21.42	0.075	4.86	328	5.55	0	6	-	<0.5	-	-
RW-3B	10/22/2020	N/A - Active Recovery Well		15.25	0.17	5.2	184	4.16	0	3	-	2.25	<50	-
RW-3B	1/14/2021	N/A - Active Recovery Well		16.08	0.846	4.37	242	5.69	0	<2	-	1.5	<50	-
RW-3B	4/29/2021	N/A - Active Recovery Well		17.14	0.247	5.51	166	2.61	0	<2	-	2	<50	-
RW-3B	7/29/2021	N/A - Active Recovery Well		16.94	0.314	5.4	147	7.02	0	7	-	2.5	<50	-
RW-3B	10/14/2021	N/A - Active Recovery Well		17.26	0.283	4.53	183	12.12	0	4	-	5	<50	-
RW-3B	2/24/2022	N/A - Active Recovery Well		16.69	0.349	4.89	171	4.75	0	4	-	3.75	-	-
RW-3B	5/12/2022	300	9000	13.77	0.136	4.67	261	2.71	3.4	4	-	<0.5	-	-
RW-3B	8/25/2022	300	7,500	16.77	0.103	5.06	212	2.25	0	4	-	1	-	-
RW-4	10/22/2020	N/A - Active Recovery Well		15.88	0.233	5.31	166	4.28	0	1	-	4.75	<50	-
RW-4	1/14/2021	N/A - Active Recovery Well		16.57	1.19	4.5	212	5.56	0	<2	-	3.5	<50	-
RW-4	4/29/2021	N/A - Active Recovery Well		18.4	0.387	5	195	2.34	0	2	-	4	<50	-
RW-4	7/29/2021	N/A - Active Recovery Well		17.64	0.458	5.48	118	5.71	0	7	-	3.25	<50	-
RW-4	10/14/2021	N/A - Active Recovery Well		18.18	0.402	4.73	152	7.23	0	5	-	7	<50	-
RW-4	2/24/2022	N/A - Active Recovery Well		17.43	0.463	4.76	213	5.05	0	8	-	2.25	-	-

Table 2 - Natural Attenuation Parameters in Groundwater Summary
3rd Quarter Report - 2022
Chester River Hospital Center
100 Brown Street
Chestertown, MD 21620

		Final Multi-Parameter Meter Readings Prior to Sampling								HACH Field Test Kit and Lab Analytical Results				
Well ID	Date	Purge Rate (mL/min)	Cumulative Purge Volume (mL)	Temperature (°C)	Specific Conductivity (ms/cm)	pH	ORP (mv)	Dissolved Oxygen (mg/L)	Turbidity (NTU)	Nitrate ($NO3^-$-N), HACH Test Kit (mg/L)[6]	Nitrate ($NO3^-$-N), Lab Analysis (mg/L)[7]	Soluble Iron (Fe^{2+}), HACH Test Kit (mg/L)[8]	Sulfate (SO_4^{2-}), HACH Test Kit (mg/L)[9]	Sulfate (SO_4^{2-}), Lab Analysis (mg/L)[10]
RW-4	5/12/2022	300	10500	14.19	0.504	4.52	291	5.4	46	8	-	<0.5	-	-
RW-4	8/24/2022	300	9,000	22.52	0.229	4.71	342	2.6	0	6	-	<0.5	-	-
RW-5	10/23/2020	N/A - Active Recovery Well		19.84	0.241	5.79	81	1.09	1	3	-	4.5	<50	-
RW-5	1/14/2021	N/A - Active Recovery Well		15.9	0.856	4.71	196	5.61	0	<2	-	3	<50	-
RW-5	4/29/2021	N/A - Active Recovery Well		17.68	0.363	6.2	116	3.45	0	<2	-	<0.5	<50	-
RW-5	7/29/2021	N/A - Active Recovery Well		16.29	0.453	5.49	101	7.36	0	3	-	2.25	<50	-
RW-5	10/14/2021	N/A - Active Recovery Well		16.97	0.4	5.47	72	6.55	0	<2	-	5.25	<50	-
RW-5	2/24/2022	N/A - Active Recovery Well		-	-	-	-	-	-	3	-	2.5	-	-
RW-5	5/12/2022	400	14000	17.54	0.119	5.2	332	7.14	1.5	4	3.5	<0.5	-	-
RW-5	8/25/2022	400	14,000	18.7	0.286	4.5	262	3.78	0	4	4.2	2.75	-	-
RW-6	10/22/2020	N/A - Active Recovery Well		15.2	0.226	5.33	161	5.09	0	4	-	4	<50	-
RW-6	1/14/2021	N/A - Active Recovery Well		16.17	1.14	4.52	218	6.42	28.9	<2	-	2.5	<50	-
RW-6	4/29/2021	N/A - Active Recovery Well		16.96	0.308	5.63	190	4.92	0	4	-	3	<50	-
RW-6	7/29/2021	N/A - Active Recovery Well		15.74	0.405	5.4	138	6.64	0	7	-	2.25	<50	-
RW-6	10/14/2021	N/A - Active Recovery Well		16.47	0.382	5.02	157	8.63	0	5	-	4	<50	-
RW-6	2/24/2022	N/A - Active Recovery Well		16.75	0.446	5.06	148	5.19	0	5	-	3.75	-	-
RW-6	5/12/2022	300	7500	15.09	0.376	4.58	301	7.82	0	9	-	<0.5	-	-
RW-6	8/23/2022	300	7,500	17.45	0.251	4.99	320	5.5	0	9	-	<0.5	-	-
S-1	10/19/2020	300	7,500	18.95	0.28	4.76	297	7.49	11	3	-	<0.5	<50	-
S-1	1/11/2021	300	8,700	18.37	0.312	5.33	347	6.82	0	<2	-	<0.5	<50	-
S-1	4/26/2021	500	12,500	16.84	0.338	4.57	339	5.91	14.4	<2	-	<0.5	<50	-
S-1	7/30/2021	300	7,200	19.3	0.643	4.33	289	5.72	0	4	-	<0.5	<50	-
S-1	10/11/2021	300	7,500	17.45	0.479	4.41	411	4.11	5	4	-	<0.5	<50	-
S-1	2/21/2022	300	7,500	17.24	0.615	4.46	396	3.97	0	7	-	<0.5	-	-
S-1	5/9/2022	300	9,000	17.5	0.496	4.23	400	6.71	0.3	5	-	<0.5	-	-
S-1	6/7/2022	300	9,300	17.38	0.474	4.12	430	6.13	0	-	-	-	-	-
S-1	7/13/2022	300	9,000	18.65	0.555	3.9	420	4.1	0	-	-	-	-	-
S-1	8/22/2022	300	9,000	18.22	0.491	4.73	352	3.72	0	5	-	<0.5	-	-
S-1	9/14/2022	300	7,500	16.83	0.772	4.29	322	6.17	0	-	-	-	-	-
S-2	10/19/2020	400	10,000	17.66	0.148	5.01	285	6.02	19	5	-	<0.5	<50	-
S-2	1/11/2021	300	7,200	17.12	0.23	5.37	326	6.76	5.8	<2	-	<0.5	<50	-
S-2	4/26/2021	500	10,000	17.48	0.225	5	246	4.94	9	4	-	<0.5	<50	-

Table 2 - Natural Attenuation Parameters in Groundwater Summary
3rd Quarter Report - 2022
Chester River Hospital Center
100 Brown Street
Chestertown, MD 21620

		Final Multi-Parameter Meter Readings Prior to Sampling								HACH Field Test Kit and Lab Analytical Results				
Well ID	Date	Purge Rate (mL/min)	Cumulative Purge Volume (mL)	Temperature (°C)	Specific Conductivity (ms/cm)	pH	ORP (mv)	Dissolved Oxygen (mg/L)	Turbidity (NTU)	Nitrate ($NO3^-$-N), HACH Test Kit (mg/L)[6]	Nitrate ($NO3^-$-N), Lab Analysis (mg/L)[7]	Soluble Iron (Fe^{2+}), HACH Test Kit (mg/L)[8]	Sulfate (SO_4^{2-}), HACH Test Kit (mg/L)[9]	Sulfate (SO_4^{2-}), Lab Analysis (mg/L)[10]
S-2	7/30/2021	300	7,200	18.82	0.301	4.63	269	5.61	0	7	-	<0.5	<50	-
S-2	10/12/2021	300	8,700	17.83	0.316	4.8	415	3.61	3	5	-	<0.5	<50	-
S-2	2/21/2022	300	10,500	16.44	0.375	4.65	374	4.91	0	7	-	<0.5	-	-
S-2	5/9/2022	400	10,000	17.42	0.323	4.73	395	4.28	0.2	4	-	<0.5	-	-
S-2	6/7/2022	400	10,000	17.53	0.277	4.54	365	4.34	0	-	-	-	-	-
S-2	7/13/2022	400	10,000	17.52	0.285	4.29	326	0	0	-	-	-	-	-
S-2	8/22/2022	400	12,000	18.06	0.286	4.82	351	3.9	0	6	-	<0.5	-	-
S-2	9/14/2022	400	10,000	19.11	0.456	4.62	256	6.78	1.2	-	-	-	-	-
S-3	10/19/2020	250	7,250	20.92	0.174	4.93	261	6.24	12.3	8	-	<0.5	<50	-
S-3	1/11/2021	300	5,600	16.73	0.127	5.24	351	8.23	5.9	9	-	<0.5	<50	-
S-3	4/26/2021	500	9,000	17.25	0.181	5.02	278	5.1	1.6	8	-	<0.5	<50	-
S-3	7/30/2021	300	7,200	17.93	0.326	4.57	253	6.54	0	3	-	<0.5	<50	-
S-3	10/11/2021	300	7,500	17.09	0.245	4.51	362	5.3	0	4	-	<0.5	<50	-
S-3	2/21/2022	300	10,500	17.32	0.24	4.6	291	3.55	0	6	-	<0.5	-	-
S-3	5/9/2022	400	10,000	17.13	0.259	4.76	398	3.67	0	7	-	<0.5	-	-
S-3	6/7/2022	250	6,250	18.67	0.216	3.85	341	3.92	0	-	-	-	-	-
S-3	7/13/2022	400	12,000	17.83	0.223	3.88	318	0	0	-	-	-	-	-
S-3	8/22/2022	400	10,000	18.39	0.165	4.19	367	5.17	0	6	-	<0.5	-	-
S-3	9/14/2022	400	10,000	17.19	0.343	4.7	283	6.91	0	-	-	-	-	-

Notes:
1. mg/L - milligrams per liter
2. ORP - Oxidation Reduction Potential
3. - Sample not analyzed for this parameter
4. >7 - Concentration was greater than the test kit detection limit
5. <50 - Less than or not detected at or above the laboratory reporting limit or test kit detection limit
6. HACH test kit Model NI-11. Detection range 2-40 mg/L NO_3^--N
7. Nitrate lab analysis by EPA Method 300.0
8. HACH test kit Model IR-18C. Detection range 0.5-7 mg/L Fe^{2+}
9. HACH test kit Model SF-1. Detection range 50-200 mg/L SO_4^{2-}
10. Sulfate lab analysis by EPA Method 300.0

Table 3 - Groundwater Monitoring Results - Data Summary
3rd Quarter Report - 2022
Chester River Hospital Center
100 Brown Street
Chestertown, MD 21620

Well No.	Date	Top of Casing Elevation (ft)	Depth to GW (ft)	GW Elevation (ft)	Benzene (µg/L)	Toluene (µg/L)	Ethyl-benzene (µg/L)	Xylenes (µg/L)	Total BTEX (µg/L)	MTBE (µg/L)	TPH-DRO (mg/L)	Naphthalene (µg/L)
MDE GW Cleanup Standards for Type I and II Aquifers (*Standards Revised October 2018)					**5**	**1,000**	**700**	**1,000***	**NA**	**20**	**0.047**	**0.17***
MW-1	6/5/2012	57.05	47.38	9.67	<1	<1	<1	<2	<2	<1	3.1	<1
MW-1	9/6/2012	57.05	46.01	11.04	<1	<1	<1	<2	<2	<1	16.0	<1
MW-1	12/4/2012	57.05	46.12	10.93	<1	<1	<1	<2	<2	<1	11.0	<1
MW-1	3/4/2013	57.05	45.95	11.10	<1	<1	<1	<2	<2	<1	1.5	<1
MW-1	6/4/2013	57.05	45.70	11.35	<1	<1	<1	<2	<2	<1	3.0	<1
MW-1	1/30/2014	57.05	47.96	9.09	<1	<1	<1	<2	<2	<1	62.0	<1
MW-1	4/28/2014	57.05	47.60	9.45	<1	<1	<1	<2	<2	<1	5.4	<1
MW-1	10/24/2014	57.05	46.39	10.66	<1	<1	<1	<2	<2	<1	1.2	<1
MW-1	1/23/2015	57.05	45.42	11.63	<1	<1	<1	<2	<2	<1	10.0	<1
MW-1	4/24/2015	57.05	45.85	11.20	<1	<1	<1	<2	<2	<1	2.7	<1
MW-1	7/30/2015	57.05	45.41	11.64	<1	<1	<1	<2	<2	<1	2.0	<1
MW-1	9/21/2015	57.05	46.08	10.97	NS	NS	NS	NS	NS	NS	1.7	NS
MW-1	10/5/2015	57.05	46.21	10.84	NS	NS	NS	NS	NS	NS	0.6	NS
MW-1	10/19/2015	57.05	46.38	10.67	<5	<5	<5	<10	<10	<5	0.5	<5
MW-1	1/7/2016	57.05	46.57	10.48	<1	<1	<1	<2	<2	<1	2.1	<1
MW-1	2/23/2016	57.05	46.98	10.07	NS	NS	NS	NS	NS	NS	1.0	NS
MW-1	4/22/2016	57.05	46.46	10.59	<1	<1	<1	<2	<2	<1	3.6	<1
MW-1	5/24/2016	57.05	46.03	11.02	NS	NS	NS	NS	NS	NS	2.3	NS
MW-1	7/28/2016	57.05	46.02	11.03	<1	<1	<1	<2	<2	<1	3.0	<1
MW-1	10/27/2016	57.05	46.97	10.08	<1	<1	<1	<2	<2	<1	1.1	<1
MW-1	1/19/2017	57.05	46.68	10.37	<1	<1	<1	<2	<2	<1	0.6	<1
MW-1	4/20/2017	57.05	46.54	10.51	<1	<1	<1	<2	<2	<1	<0.1	<1
MW-1	7/19/2017	57.05	46.37	10.68	<1	<1	<1	<2	<2	<1	0.5	<1
MW-1	10/26/2017	57.05	47.93	9.12	<1	<1	<1	<2	<2	<1	0.6	<1
MW-1	1/25/2018	57.05	47.86	9.19	<1	<1	<1	NS	<2	<1	1.2	<1
MW-1	4/26/2018	57.05	47.76	9.29	<1	<1	<1	<2	<2	<1	0.2	<1
MW-1	7/26/2018	57.05	47.24	9.81	<1	<1	<1	<2	<2	<1	0.4	<1
MW-1	10/18/2018	57.05	46.59	10.46	<1	<1	<1	<2	<2	<1	0.2	<1
MW-1	1/24/2019	57.05	46.18	10.87	<1	<1	<1	<2	<2	<1	0.1	<1
MW-1	4/25/2019	57.05	44.83	12.22	<1	<1	<1	<2	<2	<1	0.2	<1
MW-1	7/25/2019	57.05	44.25	12.80	<1	<1	<1	<2	<2	<1	0.2	<1

Table 3 - Groundwater Monitoring Results - Data Summary
3rd Quarter Report - 2022
Chester River Hospital Center
100 Brown Street
Chestertown, MD 21620

Well No.	Date	Top of Casing Elevation (ft)	Depth to GW (ft)	GW Elevation (ft)	Benzene (µg/L)	Toluene (µg/L)	Ethyl-benzene (µg/L)	Xylenes (µg/L)	Total BTEX (µg/L)	MTBE (µg/L)	TPH-DRO (mg/L)	Naphthalene (µg/L)
MDE GW Cleanup Standards for Type I and II Aquifers (*Standards Revised October 2018)					**5**	**1,000**	**700**	**1,000***	**NA**	**20**	**0.047**	**0.17***
MW-1	10/24/2019	57.05	45.59	11.46	<1	<1	<1	<2	<2	<1	0.2	<1
MW-1	1/16/2020	57.05	45.94	11.11	<1	<1	<1	<2	<2	<1	0.1	<1
MW-1	4/16/2020	57.05	45.57	11.48	<1	<1	<1	<2	<2	<1	0.1	<1
MW-1	7/16/2020	57.05	45.89	11.16	<1	<1	<1	<2	<2	<1	0.2	<1
MW-1	10/21/2020	57.05	45.96	11.09	<1.0	<1.0	<1.0	<3.0	<6.0	<1.0	<0.10	<1.0
MW-1	1/13/2021	57.05	45.40	11.65	<1.0	<1.0	<1.0	<3.0	<6.0	<1.0	<0.10	<1.0
MW-1	4/28/2021	57.05	44.38	12.67	<1.0	<1.0	<1.0	<3.0	<6.0	<1.0	<0.10	<1.0
MW-1	7/28/2021	57.05	43.72	13.33	<1.0	<1.0	<1.0	<3.0	<6.0	<1.0	<0.10	<1.0
MW-1	10/13/2021	57.05	44.16	12.89	<1.0	<1.0	<1.0	<3.0	<6.0	<1.0	<0.10	<1.0
MW-1	2/21/2022	57.05	45.32	11.73	<1.0	<1.0	<1.0	<3.0	<6.0	<1.0	<0.10	<1.0
MW-1	5/9/2022	57.05	45.07	11.98	<1.0	<1.0	<1.0	<3.0	<6.0	<1.0	<0.10	<1.0
MW-1	8/23/2022	57.05	44.49	12.56	<1.0	<1.0	<1.0	<3.0	<6.0	<1.0	<0.10	<1.0
MW-2	6/12/2012	56.37	46.94	9.43	<1	<1	<1	<2	<2	<1	6.6	1.2
MW-2	9/6/2012	56.37	45.45	10.92	<1	<1	<1	<2	<2	<1	7.7	<1
MW-2	12/4/2012	56.37	45.55	10.82	<1	<1	<1	<2	<2	<1	20	8
MW-2	3/4/2013	56.37	45.36	11.01	<1	<1	<1	<2	<2	<1	28	5.9
MW-2	6/4/2013	56.37	45.12	11.25	<1	<1	<1	<2	<2	<1	15	<1
MW-2	1/30/2014	56.37	47.47	8.90	<1	<1	<1	<2	<2	<1	21	4.6
MW-2	4/28/2014	56.37	47.15	9.22	<1	<1	<1	<2	<2	<1	12	2.2
MW-2	7/23/2014	56.37	44.93	11.44	<1	<1	<1	<2	<2	<1	3.3	<1
MW-2	10/24/2014	56.37	45.88	10.49	<1	<1	<1	<2	<2	<1	<0.1	<1
MW-2	1/23/2015	56.37	44.90	11.47	<1	<1	<1	<2	<2	<1	13	<1
MW-2	4/24/2015	56.37	45.36	11.01	<1	<1	<1	<2	<2	<1	12	<1
MW-2	7/30/2015	56.37	44.88	11.49	<1	<1	<1	<2	<2	<1	1.4	<1
MW-2	9/21/2015	56.37	45.61	10.76	NS	NS	NS	NS	NS	NS	1.9	NS
MW-2	10/5/2015	56.37	45.75	10.62	NS	NS	NS	NS	NS	NS	5.6	NS
MW-2	10/19/2015	56.37	45.91	10.46	<5	<5	<5	<10	<10	<5	0.63	<5
MW-2	1/7/2016	56.37	46.08	10.29	<1	<1	<1	<2	<2	<1	3.1	<1
MW-2	2/23/2016	56.37	46.51	9.86	NS	NS	NS	NS	NS	NS	0.94	NS
MW-2	4/22/2016	56.37	45.94	10.43	<1	<1	<1	<2	<2	<1	3.8	<1

Table 3 - Groundwater Monitoring Results - Data Summary
3rd Quarter Report - 2022
Chester River Hospital Center
100 Brown Street
Chestertown, MD 21620

Well No.	Date	Top of Casing Elevation (ft)	Depth to GW (ft)	GW Elevation (ft)	Benzene (µg/L)	Toluene (µg/L)	Ethyl-benzene (µg/L)	Xylenes (µg/L)	Total BTEX (µg/L)	MTBE (µg/L)	TPH-DRO (mg/L)	Naphthalene (µg/L)
MDE GW Cleanup Standards for Type I and II Aquifers (*Standards Revised October 2018)					**5**	**1,000**	**700**	**1,000***	**NA**	**20**	**0.047**	**0.17***
MW-2	5/24/2016	56.37	45.47	10.90	NS	NS	NS	NS	NS	NS	3.5	NS
MW-2	7/28/2016	56.37	45.48	10.89	<1	<1	<1	<2	<2	<1	3	<1
MW-2	10/27/2016	56.37	46.59	9.78	<1	<1	<1	<2	<2	<1	1.2	<1
MW-2	1/19/2017	56.37	46.20	10.17	<1	<1	<1	<2	<2	<1	0.61	<1
MW-2	4/20/2017	56.37	46.00	10.37	<1	<1	<1	<2	<2	<1	0.42	<1
MW-2	7/19/2017	56.37	46.23	10.14	<1	<1	<1	<2	<2	<1	1.2	<1
MW-2	10/27/2017	56.37	46.40	9.97	<1	<1	<1	<2	<2	<1	0.58	<1
MW-2	1/25/2018	-	-	-	<1	<1	<1	<2	<2	<1	0.8	<1
MW-2	4/26/2018	56.37	47.24	9.13	<1	<1	<1	<2	<2	<1	0.19	<1
MW-2	7/26/2018	56.37	46.73	9.64	<1	<1	<1	<2	<2	<1	0.25	<1
MW-2	10/18/2018	56.37	46.07	10.30	<1	<1	<1	<2	<2	<1	0.1	<1
MW-2	1/24/2019	56.37	45.68	10.69	<1	<1	<1	<2	<2	<1	<0.1	<1
MW-2	4/25/2019	56.37	44.34	12.03	<1	<1	<1	<2	<2	<1	0.33	<1
MW-2	7/25/2019	56.37	43.74	12.63	<1	<1	<1	<2	<2	<1	0.23	<1
MW-2	10/24/2019	56.37	45.13	11.24	<1	<1	<1	<2	<2	<1	0.24	<1
MW-2	1/16/2020	56.37	45.46	10.91	<1	<1	<1	<2	<2	<1	0.42	<1
MW-2	4/16/2020	56.37	45.08	11.29	<1	<1	<1	<2	<2	<1	0.2	<1
MW-2	7/16/2020	56.37	45.57	10.80	<1	<1	<1	<2	<2	<1	0.36	<1
MW-2	10/21/2020	56.37	45.47	10.90	<1.0	<1.0	<1.0	<3.0	<6.0	<1.0	<0.10	<1.0
MW-2	1/13/2021	56.37	44.86	11.51	<1.0	<1.0	<1.0	<3.0	<6.0	<1.0	<0.10	<1.0
MW-2	4/29/2021	56.37	43.87	12.50	<1.0	<1.0	<1.0	<3.0	<6.0	<1.0	<0.10	<1.0
MW-2	7/28/2021	56.37	43.18	13.19	<1.0	<1.0	<1.0	<3.0	<6.0	<1.0	<0.10	<1.0
MW-2	10/12/2021	56.37	-	-	<1.0	<1.0	<1.0	<3.0	<6.0	<1.0	<0.10	<1.0
MW-2	2/21/2022	56.37	44.80	11.57	<1.0	<1.0	<1.0	<3.0	<6.0	<1.0	<0.10	<1.0
MW-2	5/9/2022	56.37	44.48	11.89	<1.0	<1.0	<1.0	<3.0	<6.0	<1.0	<0.10	<1.0
MW-2	8/23/2022	56.37	43.92	12.45	<1.0	<1.0	<1.0	<3.0	<6.0	<1.0	<0.10	<1.0
MW-3	6/5/2012	50.55	41.82	8.73	<1	<1	<1	<2	<2	<1	100	4.1
MW-3	9/6/2012	50.55	39.87	10.68	<1	<1	<1	<2	<2	<1	0.61	2.7
MW-3	12/4/2012	50.55	39.92	10.63	<1	<1	<1	<1	<1	<1	2.6	2.8
MW-3	3/4/2013	50.55	39.75	10.80	<1	<1	<1	<1	<1	<1	0.48	2.5

Table 3 - Groundwater Monitoring Results - Data Summary
3rd Quarter Report - 2022
Chester River Hospital Center
100 Brown Street
Chestertown, MD 21620

Well No.	Date	Top of Casing Elevation (ft)	Depth to GW (ft)	GW Elevation (ft)	Benzene (µg/L)	Toluene (µg/L)	Ethyl-benzene (µg/L)	Xylenes (µg/L)	Total BTEX (µg/L)	MTBE (µg/L)	TPH-DRO (mg/L)	Naphthalene (µg/L)
MDE GW Cleanup Standards for Type I and II Aquifers (*Standards Revised October 2018)					**5**	**1,000**	**700**	**1,000***	**NA**	**20**	**0.047**	**0.17***
MW-3	6/4/2013	50.55	39.50	11.05	<1	<1	<1	<2	<2	<1	0.34	<1
MW-3	1/30/2014	50.55	42.00	8.55	<1	<1	<1	<2	<2	<1	12	2.3
MW-3	4/28/2014	50.55	41.90	8.65	<1	<1	<1	<2	<2	<1	2.2	1.4
MW-3	7/23/2014	50.55	39.33	11.22	<1	<1	<1	<2	<2	<1	0.27	<1
MW-3	10/24/2014	50.55	40.63	9.92	<1	<1	<1	<2	<2	<1	<0.1	<1
MW-3	1/23/2015	50.55	39.42	11.13	<1	<1	<1	<2	<2	<1	1.3	<1
MW-3	4/24/2015	50.55	40.09	10.46	<1	<1	<1	<2	<2	<1	0.26	<1
MW-3	7/30/2015	50.55	39.55	11.00	<1	<1	<1	<2	<2	<1	0.1	<1
MW-3	9/21/2015	50.55	40.20	10.35	NS	NS	NS	NS	NS	NS	0.81	NS
MW-3	10/5/2015	50.55	40.47	10.08	NS	NS	NS	NS	NS	NS	2	NS
MW-3	10/19/2015	50.55	40.63	9.92	<5	<5	<5	<10	<10	<5	0.77	<5
MW-3	1/7/2016	50.55	40.72	9.83	<1	<1	<1	<2	<2	<1	2.3	<1
MW-3	2/23/2016	50.55	41.18	9.37	NS	NS	NS	NS	NS	NS	0.48	NS
MW-3	4/22/2016	50.55	40.79	9.76	<1	<1	<1	<2	<2	<1	3.8	<1
MW-3	7/28/2016	50.55	40.07	10.48	<1	<1	<1	<2	<2	<1	1.9	<1
MW-3	10/27/2016	50.55	41.23	9.32	<1	1.4	<1	<2	1.4	<1	1.4	<1
MW-3	1/19/2017	50.55	40.87	9.68	<1	<1	<1	<2	<2	<1	0.34	<1
MW-3	4/20/2017	50.55	40.51	10.04	<1	<1	<1	<2	<2	<1	0.7	<1
MW-3	7/19/2017	50.55	40.76	9.79	<1	<1	<1	<2	<2	<1	0.72	<1
MW-3	10/27/2017	50.55	39.91	10.64	<1	<1	<1	<2	<2	<1	0.34	<1
MW-3	1/25/2018	50.55	42.03	8.52	<1	<1	<1	<2	<2	<1	2.2	<1
MW-3	4/26/2018	50.55	41.81	8.74	<1	<1	<1	<2	<2	<1	0.24	<1
MW-3	7/26/2018	50.55	41.33	9.22	<1	<1	<1	<2	<2	<1	<0.1	<1
MW-3	10/18/2018	50.55	40.64	9.91	<1	<1	<1	<2	<2	<1	0.28	<1
MW-3	4/25/2019	50.55	38.94	11.61	<1	<1	<1	<2	<2	<1	0.36	<1
MW-3	7/25/2019	50.55	38.27	12.28	<1	<1	<1	<2	<2	<1	0.16	<1
MW-3	10/24/2019	50.55	39.81	10.74	<1	<1	<1	<2	<2	<1	0.2	<1
MW-3	1/16/2020	50.55	40.03	10.52	<1	<1	<1	<2	<2	<1	0.47	<1
MW-3	4/16/2020	50.55	39.49	11.06	<1	<1	<1	<2	<2	<1	0.14	<1
MW-3	7/16/2020	50.55	40.01	10.54	<1	<1	<1	<2	<2	<1	0.55	<1
MW-3	10/21/2020	50.55	40.03	10.52	<1.0	<1.0	<1.0	<3.0	<6.0	<1.0	<0.10	<1.0

Table 3 - Groundwater Monitoring Results - Data Summary
3rd Quarter Report - 2022
Chester River Hospital Center
100 Brown Street
Chestertown, MD 21620

Well No.	Date	Top of Casing Elevation (ft)	Depth to GW (ft)	GW Elevation (ft)	Benzene (µg/L)	Toluene (µg/L)	Ethyl-benzene (µg/L)	Xylenes (µg/L)	Total BTEX (µg/L)	MTBE (µg/L)	TPH-DRO (mg/L)	Naphthalene (µg/L)
MDE GW Cleanup Standards for Type I and II Aquifers (*Standards Revised October 2018)					**5**	**1,000**	**700**	**1,000***	**NA**	**20**	**0.047**	**0.17***
MW-3	1/13/2021	50.55	39.48	11.07	<1.0	<1.0	<1.0	<3.0	<6.0	<1.0	<0.10	<1.0
MW-3	4/28/2021	50.55	38.45	12.10	<1.0	<1.0	<1.0	<3.0	<6.0	<1.0	<0.10	<1.0
MW-3	10/14/2021	50.55	38.14	12.41	<1.0	<1.0	<1.0	<3.0	<6.0	<1.0	<0.10	<1.0
MW-3	2/21/2022	50.55	39.35	11.20	<1.0	<1.0	<1.0	<3.0	<6.0	<1.0	<0.10	<1.0
MW-3	5/9/2022	50.55	38.85	11.70	<1.0	<1.0	<1.0	<3.0	<6.0	<1.0	<0.10	<1.0
MW-3	8/23/2022	50.55	38.29	12.26	<1.0	<1.0	<1.0	<3.0	<6.0	<1.0	0.35	<1.0
MW-4	6/5/2012	53.40	44.10	9.30	<1	<1	<1	<2	<2	<1	0.10	<1
MW-4	9/5/2012	53.40	42.55	10.85	<1	<1	<1	<2	<2	<1	<0.1	<1
MW-4	12/4/2012	53.40	42.64	10.76	<1	<1	<1	<2	<2	<1	<0.1	<1
MW-4	3/4/2013	53.40	42.47	10.93	<1	<1	<1	<2	<2	<1	<0.1	<1
MW-4	6/4/2013	53.40	42.22	11.18	<1	<1	<1	<2	<2	<1	<0.1	<1
MW-4	1/30/2014	53.40	44.51	8.89	<1	<1	<1	<2	<2	<1	11.00	<1
MW-4	4/28/2014	53.40	44.23	9.17	<1	<1	<1	<2	<2	<1	<0.1	<1
MW-4	7/23/2014	53.40	41.98	11.42	<1	<1	<1	<2	<2	<1	<0.1	<1
MW-4	10/24/2014	53.40	42.98	10.42	<1	<1	<1	<2	<2	<1	0.15	<1
MW-4	1/23/2015	53.40	41.92	11.48	<1	<1	<1	<2	<2	<1	<0.1	<1
MW-4	4/24/2015	53.40	42.51	10.89	<1	<1	<1	<2	<2	<1	<0.1	<1
MW-4	7/30/2015	53.40	42.01	11.39	<1	<1	<1	<2	<2	<1	<0.1	<1
MW-4	9/21/2015	53.40	42.69	10.71	NS	NS	NS	NS	NS	NS	1.00	NS
MW-4	10/5/2015	53.40	42.88	10.52	NS	NS	NS	NS	NS	NS	0.85	NS
MW-4	10/19/2015	53.40	43.05	10.35	<5	<5	<5	<10	<10	<5	0.53	<5
MW-4	1/7/2016	53.40	43.15	10.25	<1	<1	<1	<2	<2	<1	0.85	<1
MW-4	2/23/2016	53.40	43.58	9.82	NS	NS	NS	NS	NS	NS	1.20	NS
MW-4	4/22/2016	53.40	43.02	10.38	<1	<1	<1	<2	<2	<1	5.40	<1
MW-4	5/24/2016	53.40	42.59	10.81	NS	NS	NS	NS	NS	NS	9.50	NS
MW-4	7/28/2016	53.40	42.98	10.42	<1	<1	<1	<2	<2	<1	6.50	<1
MW-4	9/28/2016	53.40	43.29	10.11	NS	NS	NS	NS	NS	NS	3.2	NS
MW-4	10/27/2016	53.40	43.60	9.80	<1	<1	<1	<2	<2	<1	4.5	<1
MW-4	1/19/2017	53.40	43.28	10.12	<1	<1	<1	<2	<2	<1	1.5	<1
MW-4	4/20/2017	53.40	43.06	10.34	<1	<1	<1	<2	<2	<1	0.69	<1

Table 3 - Groundwater Monitoring Results - Data Summary
3rd Quarter Report - 2022
Chester River Hospital Center
100 Brown Street
Chestertown, MD 21620

Well No.	Date	Top of Casing Elevation (ft)	Depth to GW (ft)	GW Elevation (ft)	Benzene (µg/L)	Toluene (µg/L)	Ethyl-benzene (µg/L)	Xylenes (µg/L)	Total BTEX (µg/L)	MTBE (µg/L)	TPH-DRO (mg/L)	Naphthalene (µg/L)
MDE GW Cleanup Standards for Type I and II Aquifers (*Standards Revised October 2018)					**5**	**1,000**	**700**	**1,000***	**NA**	**20**	**0.047**	**0.17***
MW-4	10/27/2017	53.40	43.43	9.97	<1	<1	<1	<2	<2	<1	1	<1
MW-4	1/25/2018	53.40	44.45	8.95	<1	<1	<1	<2	<2	<1	2.2	<1
MW-4	4/26/2018	53.40	44.32	9.08	<1	<1	<1	<2	<2	<1	0.43	<1
MW-4	7/26/2018	53.40	43.81	9.59	<1	<1	<1	<2	<2	<1	0.7	<1
MW-4	10/18/2018	53.40	43.12	10.28	<1	<1	<1	<2	<2	<1	0.19	<1
MW-4	1/24/2019	53.40	42.76	10.64	<1	<1	<1	<2	<2	<1	0.13	<1
MW-4	4/25/2019	53.40	41.45	11.95	<1	<1	<1	<2	<2	<1	0.39	<1
MW-4	7/25/2019	53.40	40.88	12.52	<1	<1	<1	<2	<2	<1	0.41	<1
MW-4	10/24/2019	53.40	42.25	11.15	<1	<1	<1	<2	<2	<1	0.15	<1
MW-4	1/16/2020	53.40	42.57	10.83	<1	<1	<1	<2	<2	<1	<0.1	<1
MW-4	4/16/2020	53.40	42.09	11.31	<1	<1	<1	<2	<2	<1	0.18	<1
MW-4	7/16/2020	53.40	42.49	10.91	<1	<1	<1	<2	<2	<1	0.42	<1
MW-4	10/21/2020	53.40	42.53	10.87	<1.0	<1.0	<1.0	<3.0	<6.0	<1.0	<0.10	<1.0
MW-4	1/13/2021	53.40	41.96	11.44	<1.0	<1.0	<1.0	<3.0	<6.0	<1.0	<0.10	<1.0
MW-4	4/28/2021	53.40	40.49	12.91	<1.0	<1.0	<1.0	<3.0	<6.0	<1.0	<0.10	<1.0
MW-4	7/28/2021	53.40	40.32	13.08	<1.0	<1.0	<1.0	<3.0	<6.0	<1.0	<0.10	<1.0
MW-4	10/14/2021	53.40	40.72	12.68	<1.0	<1.0	<1.0	<3.0	<6.0	<1.0	<0.10	<1.0
MW-4	2/21/2022	53.40	41.90	11.50	<1.0	<1.0	<1.0	<3.0	<6.0	<1.0	<0.10	<1.0
MW-4	5/9/2022	53.40	41.56	11.84	<1.0	<1.0	<1.0	<3.0	<6.0	<1.0	<0.10	<1.0
MW-4	8/23/2022	53.40	41.02	12.38	<1.0	<1.0	<1.0	<3.0	<6.0	<1.0	<0.10	<1.0
MW-5	6/5/2012	61.08	51.42	9.66	<1	<1	<1	<2	<2	<1	1.20	<1
MW-5	9/6/2012	61.08	50.01	11.07	<1	<1	<1	<2	<2	<1	1.90	<1
MW-5	12/4/2012	61.08	50.12	10.96	<1	<1	<1	<2	<2	<1	0.38	<1
MW-5	3/4/2013	61.08	49.93	11.15	<1	<1	<1	<2	<2	<1	1.50	<1
MW-5	6/4/2013	61.08	49.68	11.40	<1	<1	<1	<2	<2	<1	1.60	<1
MW-5	1/30/2014	61.08	51.93	9.15	<1	<1	<1	<2	<2	<1	36.00	<1
MW-5	4/28/2014	61.08	51.62	9.46	<1	<1	<1	<2	<2	<1	3.20	<1
MW-5	7/24/2014	61.08	49.46	11.62	<1	<1	<1	<2	<2	<1	0.34	<1
MW-5	10/24/2014	61.08	50.41	10.67	<1	<1	<1	<2	<2	<1	2.7	<1
MW-5	1/23/2015	61.08	49.42	11.66	<1	<1	<1	<2	<2	<1	1.4	<1

Table 3 - Groundwater Monitoring Results - Data Summary
3rd Quarter Report - 2022
Chester River Hospital Center
100 Brown Street
Chestertown, MD 21620

Well No.	Date	Top of Casing Elevation (ft)	Depth to GW (ft)	GW Elevation (ft)	Benzene (µg/L)	Toluene (µg/L)	Ethyl-benzene (µg/L)	Xylenes (µg/L)	Total BTEX (µg/L)	MTBE (µg/L)	TPH-DRO (mg/L)	Naphthalene (µg/L)
MDE GW Cleanup Standards for Type I and II Aquifers (*Standards Revised October 2018)					**5**	**1,000**	**700**	**1,000***	**NA**	**20**	**0.047**	**0.17***
MW-5	4/24/2015	61.08	49.89	11.19	<1	<1	<1	<2	<2	<1	<0.1	<1
MW-5	7/30/2015	61.08	49.40	11.68	<1	<1	<1	<2	<2	<1	0.32	<1
MW-5	9/21/2015	61.08	50.05	11.03	NS	NS	NS	NS	NS	NS	0.65	NS
MW-5	10/5/2015	61.08	50.23	10.85	NS	NS	NS	NS	NS	NS	1.6	NS
MW-5	10/19/2015	61.08	50.41	10.67	<5	<5	<5	<10	<10	<5	0.53	<5
MW-5	1/7/2016	61.08	50.60	10.48	<1	<1	<1	<2	<2	<1	2.8	<1
MW-5	2/23/2016	61.08	51.04	10.04	NS	NS	NS	NS	NS	NS	0.9	NS
MW-5	4/22/2016	61.08	50.51	10.57	<1	<1	<1	<2	<2	<1	3.2	<1
MW-5	6/22/2016	61.08	50.11	10.97	NS	NS	NS	NS	NS	NS	0.62	NS
MW-5	7/28/2016	61.08	50.03	11.05	<1	<1	<1	<2	<2	<1	0.96	<1
MW-5	10/27/2016	61.08	51.00	10.08	<1	<1	<1	<2	<2	<1	0.77	<1
MW-5	1/19/2017	61.08	50.73	10.35	<1	<1	<1	<2	<2	<1	0.4	<1
MW-5	4/20/2017	61.08	50.55	10.53	<1	<1	<1	<2	<2	<1	0.63	<1
MW-5	7/19/2017	61.08	50.80	10.28	<1	<1	<1	<2	<2	<1	0.98	<1
MW-5	10/26/2017	61.08	50.94	10.14	<1	<1	<1	<2	<2	<1	0.58	<1
MW-5	1/25/2018	61.08	51.90	9.18	<1	<1	<1	<2	<2	<1	0.42	<1
MW-5	4/26/2018	61.08	51.78	9.30	<1	<1	<1	<2	<2	<1	0.14	<1
MW-5	7/26/2018	61.08	51.28	9.80	<1	<1	<1	<2	<2	<1	<0.1	<1
MW-5	10/18/2018	61.08	50.61	10.47	<1	<1	<1	<2	<2	<1	0.12	<1
MW-5	1/24/2019	61.08	50.17	10.91	<1	<1	<1	<2	<2	<1	<0.1	<1
MW-5	4/25/2019	61.08	48.89	12.19	<1	<1	<1	<2	<2	<1	<0.1	<1
MW-5	7/25/2019	61.08	48.28	12.80	<1	<1	<1	<2	<2	<1	0.13	<1
MW-5	10/24/2019	61.08	49.61	11.47	<1	<1	<1	<2	<2	<1	0.1	<1
MW-5	1/16/2020	61.08	49.97	11.11	<1	<1	<1	<2	<2	<1	<0.1	<1
MW-5	4/16/2020	61.08	49.55	11.53	<1	<1	<1	<2	<2	<1	<0.1	<1
MW-5	7/16/2020	61.08	49.89	11.19	<1	<1	<1	<2	<2	<1	<0.1	<1
MW-5	10/21/2020	61.08	50.00	11.08	<1.0	<1.0	<1.0	<3.0	<6.0	<1.0	<0.10	<1.0
MW-5	1/13/2021	61.08	49.45	11.63	<1.0	<1.0	<1.0	<3.0	<6.0	<1.0	<0.10	<1.0
MW-5	4/28/2021	61.08	48.40	12.68	<1.0	<1.0	<1.0	<3.0	<6.0	<1.0	<0.10	<1.0
MW-5	7/28/2021	61.08	47.73	13.35	<1.0	<1.0	<1.0	<3.0	<6.0	<1.0	<0.10	<1.0
MW-5	10/13/2021	61.08	-	-	<1.0	<1.0	<1.0	<3.0	<6.0	<1.0	<0.10	<1.0

Table 3 - Groundwater Monitoring Results - Data Summary
3rd Quarter Report - 2022
Chester River Hospital Center
100 Brown Street
Chestertown, MD 21620

Well No.	Date	Top of Casing Elevation (ft)	Depth to GW (ft)	GW Elevation (ft)	Benzene (µg/L)	Toluene (µg/L)	Ethyl-benzene (µg/L)	Xylenes (µg/L)	Total BTEX (µg/L)	MTBE (µg/L)	TPH-DRO (mg/L)	Naphthalene (µg/L)
MDE GW Cleanup Standards for Type I and II Aquifers (*Standards Revised October 2018)					**5**	**1,000**	**700**	**1,000***	**NA**	**20**	**0.047**	**0.17***
MW-5	2/21/2022	61.08	49.30	11.78	<1	<1	<1	<3.0	<6.0	<1	<0.10	<1
MW-5	5/9/2022	61.08	49.05	12.03	<1.0	<1.0	<1.0	<3.0	<6.0	<1.0	<0.10	<1.0
MW-5	8/23/2022	61.08	48.51	12.57	<1.0	<1.0	<1.0	<3.0	<6.0	<1.0	<0.10	<1.0
MW-8	6/6/2012	-	-	-	<1	<1	<1	<2	<2	<1	6.1	3.1
MW-8	9/6/2012	-	-	-	<1	<1	<1	<2	<2	<1	6.1	<1
MW-8	12/4/2012	47.60	37.51	10.09	<1	<1	<1	<2	<2	<1	3.5	1.6
MW-8	3/4/2013	47.60	37.22	10.38	<1	<1	<1	<2	<2	<1	3.6	1.5
MW-8	6/4/2013	-	-	-	<1	<1	<1	<2	<2	<1	6.3	1.1
MW-9	6/6/2012	46.95	40.41	6.54	1.1	<1	<1	<2	1.1e	<1	3.7	4.4
MW-9	9/6/2012	46.95	36.99	9.96	<1	<1	<1	<2	<2	<1	1.1	<1
MW-9	12/4/2012	46.10	36.18	9.92	<1	<1	<1	<2	<2	<1	0.64	<1
MW-9	3/4/2013	46.10	35.98	10.12	<1	<1	<1	<2	<2	<1	0.47	<1
MW-9	6/4/2013	46.10	35.72	10.38	<1	<1	<1	<2	<2	<1	0.6	<1
MW-9	1/30/2014	46.10	39.47	6.63	<1	<1	<1	<2	<2	<1	5.9	1.5
MW-9	4/28/2014	46.10	39.55	6.55	1.7	<1	1.7	<2	1.7	<1	0.89	3.2
MW-9	7/24/2014	46.10	35.73	10.37	<1	<1	<1	<2	<2	<1	1.4	4.5
MW-9	10/24/2014	46.60	38.60	8.00	<1	<1	<1	<2	<2	<1	1.2	1.5
MW-9	1/22/2015	46.60	37.04	9.56	<1	<1	<1	<2	<2	<1	2.3	2.4
MW-9	4/24/2015	46.60	37.31	9.29	<1	<1	<1	<2	<2	<1	3.1	3.2
MW-9	7/30/2015	46.60	37.41	9.19	<1	<1	<1	<2	<2	<1	0.26	5.1
MW-9	10/21/2015	39.45	38.60	8.00	<1	<1	<1	<2	<2	<1	2.3	2.8
MW-9	1/5/2016	46.60	38.16	8.44	<1.0	<1.0	<1.0	<3.0	<6.0	<1.0	<0.10	<1.0
MW-9	4/22/2016	46.60	38.56	8.04	<1	<1	<1	<2	<2	<1	4	1.9
MW-9	5/25/2016	46.60	37.03	9.57	NS	NS	NS	NS	NS	NS	4.8	NS
MW-9	7/28/2016	46.60	37.88	8.72	<1	<1	<1	<2	<2	<1	3.6	1.5
MW-9	10/27/2016	46.60	39.28	7.32	<1	<1	<1	<2	<2	<1	7.2	4.1
MW-9	1/18/2017	46.60	38.69	7.91	<1	<1	1.5	<2	1.5	<1	2.2	5
MW-9	4/20/2017	46.60	37.89	8.71	<1	<1	1.2	<2	1.2	<1	2.8	6.2
MW-9	7/19/2017	46.60	38.14	8.46	<1	<1	<1	<2	<2	<1	3.2[1]	2.8

Table 3 - Groundwater Monitoring Results - Data Summary
3rd Quarter Report - 2022
Chester River Hospital Center
100 Brown Street
Chestertown, MD 21620

Well No.	Date	Top of Casing Elevation (ft)	Depth to GW (ft)	GW Elevation (ft)	Benzene (µg/L)	Toluene (µg/L)	Ethyl-benzene (µg/L)	Xylenes (µg/L)	Total BTEX (µg/L)	MTBE (µg/L)	TPH-DRO (mg/L)	Naphthalene (µg/L)
MDE GW Cleanup Standards for Type I and II Aquifers (*Standards Revised October 2018)					**5**	**1,000**	**700**	**1,000***	**NA**	**20**	**0.047**	**0.17***
MW-9	10/26/2017	46.60	38.39	8.21	<1	<1	<1	<2	<2	<1	1.7	3.3
MW-9	1/25/2018	46.60	39.76	6.84	<1	<1	<1	<2	<2	<1	5.1	2.4
MW-9	4/26/2018	46.60	39.33	7.27	<1	<1	<1	<2	<2	<1	3.3	<1
MW-9	7/26/2018	46.60	39.05	7.55	<1	<1	<1	<2	<2	<1	3.4	<1
MW-9	10/18/2018	46.60	38.29	8.31	<1	<1	<1	<2	<2	<1	1.6	3.5
MW-9	1/24/2019	46.60	37.78	8.82	<1	<1	<1	<2	<2	<1	1.5	1.2
MW-9	4/25/2019	46.60	36.50	10.10	<1	<1	<1	<2	<2	<1	0.73	1.8
MW-9	7/25/2019	46.60	35.54	11.06	<1	<1	<1	<2	<2	<1	0.19	2.4
MW-9	10/24/2019	46.60	37.55	9.05	<1	<1	<1	<2	<2	<1	1.80	3.8
MW-9	1/16/2020	46.60	37.49	9.11	NS	NS	NS	NS	NS	NS	NS	NS
MW-9	4/16/2020	46.60	36.58	10.02	<1	<1	1.9	<2	1.9	<1	1.80	4.9
MW-9	7/16/2020	46.60	37.57	9.03	<1	<1	<1	<2	<2	<1	1.20	3.3
MW-9	10/22/2020	46.60	37.36	9.24	<1.0	2.2	<1.0	<3.0	<7.2	<1.0	0.16	<1.0
MW-9	1/14/2021	46.60	37.01	9.59	<1.0	<1.0	<1.0	<3.0	<6.0	<1.0	0.15	<1.0
MW-9	4/29/2021	46.60	35.78	10.82	<1.0	<1.0	<1.0	<3.0	<6.0	<1.0	0.20	<1.0
MW-9	7/29/2021	46.60	34.80	11.80	<1.0	<1.0	<1.0	<3.0	<6.0	<1.0	<0.10	<1.0
MW-9	10/13/2021	46.60	35.15	11.45	<1.0	<1.0	<1.0	<3.0	<6.0	<1.0	0.13	<1.0
MW-9	2/21/2022	46.60	36.54	10.06	<1.0	<1.0	<1.0	<3.0	<6.0	<1.0	0.34	<1.0
MW-9	5/9/2022	46.60	35.21	11.39	<1.0	<1.0	<1.0	<3.0	<6.0	<1.0	0.26	1.1
MW-9	6/8/2022	46.60	34.94	11.66	<1.0	<1.0	1.3	<3.0	<6.3	<1.0	0.39	1.6
MW-9	7/13/2022	46.60	34.82	11.78	<1.0	<1.0	<1.0	<3.0	<6.0	<1.0	0.20	<1.0
MW-9	8/24/2022	46.60	34.87	11.73	<1.0	<1.0	<1.0	<3.0	<6.0	<1.0	0.47	<1.0
MW-9	9/15/2022	46.60	35.05	11.55	<1.0	<1.0	<1.0	<3.0	<6.0	<1.0	0.35	<1.0
MW-10	6/5/2012	-	-	-	<1	<1	<1	<2	<2	<1	0.65	<1
MW-10	9/5/2012	-	-	-	<1	<1	<1	<2	<2	<1	1.1	<1
MW-10R	12/4/2012	48.81	36.90	11.91	<1	<1	<1	<2	<2	<1	0.15	<1
MW-10R	3/4/2013	48.81	38.62	10.19	<1	<1	<1	<2	<2	<1	0.15	<1
MW-10R	6/3/2013	48.70	38.23	10.47	<1	<1	<1	<2	<2	<1	<0.1	<1
MW-10R	1/30/2014	48.70	41.86	6.84	<1	<1	<1	<2	<2	<1	11	<1
MW-10R	4/28/2014	48.70	41.49	7.21	<1	<1	<1	<2	<2	<1	<0.1	1.3

Table 3 - Groundwater Monitoring Results - Data Summary
3rd Quarter Report - 2022
Chester River Hospital Center
100 Brown Street
Chestertown, MD 21620

Well No.	Date	Top of Casing Elevation (ft)	Depth to GW (ft)	GW Elevation (ft)	Benzene (µg/L)	Toluene (µg/L)	Ethyl-benzene (µg/L)	Xylenes (µg/L)	Total BTEX (µg/L)	MTBE (µg/L)	TPH-DRO (mg/L)	Naphthalene (µg/L)
MDE GW Cleanup Standards for Type I and II Aquifers (*Standards Revised October 2018)					**5**	**1,000**	**700**	**1,000***	**NA**	**20**	**0.047**	**0.17***
MW-10R	7/29/2014	48.70	38.16	10.54	<1	<1	<1	<2	<2	<1	<0.1	<1
MW-10R	8/15/2014	48.70	38.88	9.82	<1	<1	<1	<2	<2	<1	0.87	1.2
MW-10R	9/19/2014	48.70	38.93	9.77	<1	<1	<1	<2	<2	<1	0.88	2.3
MW-10R	10/24/2014	48.70	40.09	8.61	<1	<1	<1	<2	<2	<1	0.2	<1
MW-10R	11/20/2014	48.70	39.30	9.40	<1	<1	<1	<2	<2	<1	0.35	<1
MW-10R	1/23/2015	48.70	38.71	9.99	<1	<1	<1	<2	<2	<1	0.37	1.9
MW-10R	4/24/2015	48.70	39.50	9.20	<1	<1	<1	<2	<2	<1	0.12	<1
MW-10R	7/30/2015	48.70	38.99	9.71	<1	<1	<1	<2	<2	<1	2.5	1.7
MW-10R	10/21/2015	48.70	40.25	8.45	<1	<1	<1	<2	<2	<1	0.16	<1
MW-10R	1/7/2016	48.70	40.61	8.09	<1	<1	<1	<2	<2	<1	1.2	<1
MW-10R	2/23/2016	48.70	41.36	7.34	NS	NS	NS	NS	NS	NS	1.9	NS
MW-10R	4/22/2016	48.70	40.65	8.05	<1	<1	<1	<2	<2	<1	5.1	<1
MW-10R	5/25/2016	48.70	39.11	9.59	NS	NS	NS	NS	NS	NS	2	NS
MW-10R	7/28/2016	48.70	39.89	8.81	<1	<1	<1	<2	<2	1	3.7	<1
MW-10R	10/27/2016	48.70	40.94	7.76	<1	<1	<1	<2	<2	<1	0.86	<1
MW-10R	1/19/2017	48.70	40.23	8.47	<1	<1	<1	<2	<2	<1	2.7	<1
MW-10R	4/20/2017	48.70	39.62	9.08	<1	<1	<1	<2	<2	<1	1.2	<1
MW-10R	7/19/2017	48.70	40.28	8.42	<1	<1	<1	<2	<2	<1	6.7[1]	<1
MW-10R	10/27/2017	48.70	40.57	8.13	<1	<1	<1	<2	<2	<1	5	<1
MW-10R	1/25/2018	48.70	41.84	6.86	<1	<1	<1	<2	<2	<1	5.8	<1
MW-10R	4/26/2018	48.70	41.43	7.27	<1	<1	<1	<2	<2	<1	6	<1
MW-10R	7/26/2018	48.70	41.24	7.46	<1	<1	<1	<2	<2	<1	5.2	<1
MW-10R	10/18/2018	48.70	40.48	8.22	<1	<1	<1	<2	<2	<1	2	1.5
MW-10R	1/24/2019	48.70	40.05	8.65	<1	<1	<1	<2	<2	<1	0.46	<1
MW-10R	4/25/2019	48.70	38.59	10.11	<1	<1	<1	<2	<2	<1	0.17	<1
MW-10R	7/25/2019	48.70	37.22	11.48	<1	<1	<1	<2	<2	<1	<0.1	<1
MW-10R	10/24/2019	48.70	39.69	9.01	<1	<1	<1	<2	<2	<1	0.62	<1
MW-10R	1/16/2020	48.70	39.73	8.97	<1	<1	<1	<2	<2	<1	0.88	<1
MW-10R	4/16/2020	48.70	38.98	9.72	<1	<1	<1	<2	<2	<1	0.23	<1
MW-10R	7/16/2020	48.70	39.82	8.88	<1	<1	<1	<2	<2	<1	0.29	<1
MW-10R	10/21/2020	48.70	39.59	9.11	<1.0	<1.0	<1.0	<3.0	<6.0	<1.0	<0.10	<1.0

Table 3 - Groundwater Monitoring Results - Data Summary
3rd Quarter Report - 2022
Chester River Hospital Center
100 Brown Street
Chestertown, MD 21620

Well No.	Date	Top of Casing Elevation (ft)	Depth to GW (ft)	GW Elevation (ft)	Benzene (µg/L)	Toluene (µg/L)	Ethyl-benzene (µg/L)	Xylenes (µg/L)	Total BTEX (µg/L)	MTBE (µg/L)	TPH-DRO (mg/L)	Naphthalene (µg/L)
MDE GW Cleanup Standards for Type I and II Aquifers (*Standards Revised October 2018)					**5**	**1,000**	**700**	**1,000***	**NA**	**20**	**0.047**	**0.17***
MW-10R	1/13/2021	48.70	38.92	9.78	<1.0	<1.0	<1.0	<3.0	<6.0	<1.0	<0.10	<1.0
MW-10R	4/28/2021	48.70	37.47	11.23	<1.0	<1.0	<1.0	<3.0	<6.0	<1.0	<0.10	<1.0
MW-10R	7/28/2021	48.70	36.70	12.00	<1.0	<1.0	<1.0	<3.0	<6.0	<1.0	0.18	<1.0
MW-10R	10/13/2021	48.70	37.07	11.63	<1.0	<1.0	<1.0	<3.0	<6.0	<1.0	<0.10	<1.0
MW-10R	2/21/2022	48.70	38.21	10.49	<1	<1	<1	<3.0	<6.0	<1	<0.10	<1
MW-10R	5/9/2022	48.70	37.52	11.18	<1.0	<1.0	<1.0	<3.0	<6.0	<1.0	<0.10	<1.0
MW-10R	6/8/2022	48.70	37.08	11.62	<1.0	<1.0	<1.0	<3.0	<6.0	<1.0	<0.10	<1.0
MW-10R	7/13/2022	48.70	36.95	11.75	<1.0	<1.0	<1.0	<3.0	<6.0	<1.0	<0.10	<1.0
MW-10R	8/24/2022	48.70	36.99	11.71	<1.0	<1.0	<1.0	<3.0	<6.0	<1.0	<0.10	<1.0
MW-10R	9/15/2022	48.70	37.24	11.46	<1.0	<1.0	<1.0	<3.0	<6.0	<1.0	<0.10	<1.0
MW-11	6/5/2012	41.49	33.85	7.64	<1	<1	<1	<2	<2	<1	<0.1	<1
MW-11	9/5/2012	41.49	31.97	9.52	<1	<1	<1	<2	<2	<1	<0.1	<1
MW-11	12/4/2012	41.49	31.98	9.51	<1	<1	<1	<2	<2	<1	<0.1	<1
MW-11	3/4/2013	41.49	31.76	9.73	<1	<1	<1	<2	<2	<1	<0.1	<1
MW-11	6/4/2013	41.49	31.52	9.97	<1	<1	<1	<2	<2	<1	<0.1	<1
MW-11	1/30/2014	41.49	34.86	6.63	<1	<1	<1	<2	<2	<1	12	<1
MW-11	4/28/2014	41.49	34.28	7.21	<1	<1	<1	<2	<2	<1	<0.1	<1
MW-11	7/24/2014	41.49	31.38	10.11	<1	<1	<1	<2	<2	<1	0.38	<1
MW-11	10/24/2014	41.49	32.81	8.68	<1	<1	<1	<2	<2	<1	0.15	<1
MW-11	1/23/2015	41.49	31.53	9.96	<1	<1	<1	<2	<2	<1	0.13	<1
MW-11	4/23/2015	41.49	32.41	9.08	<1	<1	<1	<2	<2	<1	0.12	<1
MW-11	7/30/2015	41.49	31.92	9.57	<1	<1	<1	<2	<2	<1	<0.1	<1
MW-11	10/21/2015	41.49	33.07	8.42	<1	<1	<1	<2	<2	<1	<0.1	<1
MW-11	1/7/2016	41.49	33.11	8.38	<1	<1	<1	<2	<2	<1	3	<1
MW-11	2/23/2016	41.49	33.80	7.69	NS	NS	NS	NS	NS	NS	2	NS
MW-11	4/22/2016	41.49	33.10	8.39	<1	<1	<1	<2	<2	<1	3.8	<1
MW-11	5/25/2016	41.49	32.18	9.31	NS	NS	NS	NS	NS	NS	5	NS
MW-11	7/28/2016	41.49	32.51	8.98	<1	<1	<1	<2	<2	<1	5.2	<1
MW-11	10/27/2016	41.49	33.57	7.92	<10	<10	<10	<20	<20	<10	4	<10
MW-11	1/18/2017	41.49	32.99	8.50	<1	<1	<1	<2	<2	<1	1.6	<1

Table 3 - Groundwater Monitoring Results - Data Summary
3rd Quarter Report - 2022
Chester River Hospital Center
100 Brown Street
Chestertown, MD 21620

Well No.	Date	Top of Casing Elevation (ft)	Depth to GW (ft)	GW Elevation (ft)	Benzene (µg/L)	Toluene (µg/L)	Ethyl-benzene (µg/L)	Xylenes (µg/L)	Total BTEX (µg/L)	MTBE (µg/L)	TPH-DRO (mg/L)	Naphthalene (µg/L)
MDE GW Cleanup Standards for Type I and II Aquifers (*Standards Revised October 2018)					**5**	**1,000**	**700**	**1,000***	**NA**	**20**	**0.047**	**0.17***
MW-11	4/20/2017	41.49	32.54	8.95	<1	<1	<1	<2	<2	<1	3.4	<1
MW-11	7/19/2017	41.49	32.86	8.63	<1	<1	<1	<2	<2	<1	7.7[1]	<1
MW-11	10/27/2017	41.49	33.06	8.43	<1	<1	<1	<2	<2	<1	3.4	<1
MW-11	1/25/2018	41.49	34.40	7.09	<1	<1	<1	<2	<2	<1	3.3	<1
MW-11	4/26/2018	41.49	34.09	7.40	<1	<1	<1	<2	<2	<1	3.3	<1
MW-11	7/26/2018	41.49	33.77	7.72	<1	<1	<1	<2	<2	<1	1.2	<1
MW-11	10/18/2018	41.49	32.93	8.56	<1	<1	<1	<2	<2	<1	0.83	<1
MW-11	1/25/2019	41.49	32.64	8.85	<1	<1	<1	<2	<2	<1	<0.1	<1
MW-11	4/25/2019	41.49	31.35	10.14	<1	<1	<1	<2	<2	<1	0.31	<1
MW-11	7/25/2019	41.49	30.47	11.02	<1	<1	<1	<2	<2	<1	0.17	<1
MW-11	10/24/2019	41.49	32.13	9.36	<1	<1	<1	<2	<2	<1	0.40	<1
MW-11	1/16/2020	41.49	32.18	9.31	<1	<1	<1	<2	<2	<1	0.20	<1
MW-11	4/16/2020	41.49	31.54	9.95	<1	<1	<1	<2	<2	<1	0.20	<1
MW-11	7/16/2020	41.49	32.36	9.13	<1	<1	<1	<2	<2	<1	0.61	<1
MW-11	10/22/2020	41.49	32.27	9.22	<1.0	<1.0	<1.0	<3.0	<6.0	<1.0	0.10	<1.0
MW-11	1/11/2021	41.49	31.79	9.70	<1.0	<1.0	<1.0	<3.0	<6.0	<1.0	<0.10	<1.0
MW-11	4/29/2021	41.49	30.55	10.94	<1.0	<1.0	<1.0	<3.0	<6.0	<1.0	<0.10	<1.0
MW-11	7/28/2021	41.49	29.75	11.74	<1.0	<1.0	<1.0	<3.0	<6.0	<1.0	1.3	<1.0
MW-11	10/14/2021	41.49	30.15	11.34	<1.0	<1.0	<1.0	<3.0	<6.0	<1.0	<0.10	<1.0
MW-11	2/21/2022	41.49	31.40	10.09	<1	<1	<1	<3.0	<6.0	<1.0	<0.10	<1.0
MW-11	5/9/2022	41.49	30.78	10.71	<1.0	<1.0	<1.0	<3.0	<6.0	<1.0	<0.10	<1.0
MW-11	6/8/2022	41.49	30.28	11.21	<1.0	<1.0	<1.0	<3.0	<6.0	<1.0	<0.10	<1.0
MW-11	7/13/2022	41.49	30.16	11.33	<1.0	<1.0	<1.0	<3.0	<6.0	<1.0	<0.10	<1.0
MW-11	8/25/2022	41.49	30.24	11.25	<1.0	<1.0	<1.0	<3.0	<6.0	<1.0	<0.10	<1.0
MW-11	9/14/2022	41.49	30.51	10.98	<1.0	<1.0	<1.0	<3.0	<6.0	<1.0	<0.10	<1.0
MW-12	6/5/2012	44.46	36.85	7.61	<1	<1	<1	<2	<2	<1	<0.1	<1
MW-12	9/5/2012	44.46	34.52	9.94	<1	<1	<1	<2	<2	<1	<0.1	<1
MW-12	12/4/2012	44.46	34.53	9.93	<1	<1	<1	<2	<2	<1	<0.1	<1
MW-12	3/4/2013	44.46	34.35	10.11	<1	<1	<1	<2	<2	<1	<0.1	<1
MW-12	6/4/2013	44.46	34.08	10.38	<1	<1	<1	<2	<2	<1	<0.1	<1

Table 3 - Groundwater Monitoring Results - Data Summary
3rd Quarter Report - 2022
Chester River Hospital Center
100 Brown Street
Chestertown, MD 21620

Well No.	Date	Top of Casing Elevation (ft)	Depth to GW (ft)	GW Elevation (ft)	Benzene (µg/L)	Toluene (µg/L)	Ethyl-benzene (µg/L)	Xylenes (µg/L)	Total BTEX (µg/L)	MTBE (µg/L)	TPH-DRO (mg/L)	Naphthalene (µg/L)
MDE GW Cleanup Standards for Type I and II Aquifers (*Standards Revised October 2018)					**5**	**1,000**	**700**	**1,000***	**NA**	**20**	**0.047**	**0.17***
MW-12	2/1/2014	44.46	37.00	7.46	<1	<1	<1	<2	<2	<1	<0.1	<1
MW-12	4/28/2014	44.46	36.68	7.78	<1	<1	<1	<2	<2	<1	<0.1	<1
MW-12	7/23/2014	44.46	33.98	10.48	<1	<1	<1	<2	<2	<1	<0.1	<1
MW-12	10/24/2014	44.46	35.62	8.84	<1	<1	<1	<2	<2	<1	0.4	<1
MW-12	1/23/2015	44.46	34.20	10.26	<1	<1	<1	<2	<2	<1	<0.1	<1
MW-12	4/23/2015	44.46	35.13	9.33	<1	<1	<1	<2	<2	<1	0.2	<1
MW-12	7/30/2015	44.46	34.55	9.91	<1	<1	<1	<2	<2	<1	<0.1	<1
MW-12	10/20/2015	44.46	35.70	8.76	<1	<1	<1	<2	<2	<1	<0.1	<1
MW-12	1/7/2016	44.46	35.61	8.85	<1	<1	<1	<2	<2	<1	<0.1	<1
MW-12	4/21/2016	44.46	35.54	8.92	<1	<1	<1	<2	<2	<1	<0.1	<1
MW-12	7/28/2016	44.46	34.99	9.47	<1	<1	<1	<2	<2	<1	<0.1	<1
MW-12	10/27/2016	44.46	36.24	8.22	<1	<1	<1	<2	<2	<1	<0.1	<1
MW-12	1/19/2017	44.46	35.75	8.71	<1	<1	<1	<2	<2	<1	<0.1	<1
MW-12	4/20/2017	44.46	35.23	9.23	<1	<1	<1	<2	<2	<1	<0.1	<1
MW-12	7/19/2017	44.46	35.45	9.01	<1	<1	<1	<2	<2	<1	<0.1	<1
MW-12	10/27/2017	44.46	35.62	8.84	<1	<1	<1	<2	<2	<1	<0.1	<1
MW-12	1/25/2018	44.46	36.91	7.55	<1	<1	<1	<2	<2	<1	<0.1	<1
MW-12	4/26/2018	44.46	35.62	8.84	<1	<1	<1	<2	<2	<1	<0.1	<1
MW-12	7/26/2018	44.46	36.18	8.28	<1	<1	<1	<2	<2	<1	<0.1	<1
MW-12	10/18/2018	44.46	35.42	9.04	<1	<1	<1	<2	<2	<1	<0.1	<1
MW-12	1/24/2019	44.46	35.12	9.34	<1	<1	<1	<2	<2	<1	<0.1	<1
MW-12	4/25/2019	44.46	33.83	10.63	<1	<1	<1	<2	<2	<1	<0.1	<1
MW-12	7/25/2019	43.46	33.04	10.42	<1	<1	<1	<2	<2	<1	<0.1	<1
MW-12	10/24/2019	43.46	34.61	8.85	<1	<1	<1	<2	<2	<1	0.15	<1
MW-12	1/16/2020	43.46	34.74	8.72	<1	<1	<1	<2	<2	<1	<0.1	<1
MW-12	4/16/2020	43.46	33.96	9.50	<1	<1	<1	<2	<2	<1	<0.1	<1
MW-12	7/16/2020	43.46	34.70	8.76	<1	<1	<1	<2	<2	<1	<0.1	<1
MW-12	10/20/2020	43.46	34.79	8.67	<1.0	<1.0	<1.0	<3.0	<6.0	<1.0	<0.10	<1.0
MW-12	1/11/2021	43.46	34.22	9.24	<1.0	<1.0	<1.0	<3.0	<6.0	<1.0	<0.10	<1.0
MW-12	4/28/2021	43.46	33.18	10.28	<1.0	<1.0	<1.0	<3.0	<6.0	<1.0	<0.10	<1.0
MW-12	7/28/2021	43.46	32.38	11.08	<1.0	<1.0	<1.0	<3.0	<6.0	<1.0	<0.10	<1.0

Table 3 - Groundwater Monitoring Results - Data Summary
3rd Quarter Report - 2022
Chester River Hospital Center
100 Brown Street
Chestertown, MD 21620

Well No.	Date	Top of Casing Elevation (ft)	Depth to GW (ft)	GW Elevation (ft)	Benzene (µg/L)	Toluene (µg/L)	Ethyl-benzene (µg/L)	Xylenes (µg/L)	Total BTEX (µg/L)	MTBE (µg/L)	TPH-DRO (mg/L)	Naphthalene (µg/L)
MDE GW Cleanup Standards for Type I and II Aquifers (*Standards Revised October 2018)					**5**	**1,000**	**700**	**1,000***	**NA**	**20**	**0.047**	**0.17***
MW-12	10/13/2021	43.46	32.71	10.75	<1.0	<1.0	<1.0	<3.0	<6.0	<1.0	<0.10	<1.0
MW-12	2/21/2022	43.46	33.98	9.48	<1.0	<1.0	<1.0	<3.0	<6.0	<1.0	<0.10	<1.0
MW-12	5/9/2022	43.46	33.24	10.22	<1.0	<1.0	<1.0	<3.0	<6.0	<1.0	<0.10	<1.0
MW-12	8/23/2022	43.46	32.74	10.72	<1.0	<1.0	<1.0	<3.0	<6.0	<1.0	<0.10	<1.0
MW-13	6/6/2012	41.70	34.94	6.76	<1	<1	<1	<2	<2	<1	3.8	1.2
MW-13	9/6/2012	41.70	32.43	9.27	<1	<1	<1	<2	<2	<1	0.86	1.1
MW-13	12/4/2012	41.70	32.41	9.29	<1	<1	<1	<2	<2	<1	1	<1
MW-13	3/4/2013	41.70	32.21	9.49	<1	<1	<1	<2	<2	<1	9.5	<1
MW-13	6/4/2013	41.70	31.92	9.78	<1	<1	<1	<2	<2	<1	33	<1
MW-13	1/30/2014	41.70	36.15	5.55	<1	<1	<1	<2	<2	<1	7.7	<1
MW-13	4/28/2014	41.70	35.67	6.03	<1	<1	<1	<2	<2	<1	0.35	<1
MW-13	7/29/2014	41.70	31.82	9.88	<1	<1	<1	<2	<2	<1	0.46	<1
MW-13	8/14/2014	41.70	32.77	8.93	<1	<1	<1	<2	<2	<1	0.54	<1
MW-13	9/19/2014	41.70	32.90	8.80	<1	<1	<1	<2	<2	<1	2.1	<1
MW-13	11/19/2014	41.70	33.16	8.54	<1	<1	<1	<2	<2	<1	0.42	<1
MW-13	4/23/2015	41.70	33.78	7.92	<1	<1	<1	<2	<2	<1	0.63	<1
MW-13	7/30/2015	41.70	33.23	8.47	<1	<1	<1	<2	<2	<1	0.22	<1
MW-13	10/21/2015	41.70	34.45	7.25	<1	<1	<1	<2	<2	<1	0.1	<1
MW-13	1/7/2016	41.70	34.31	7.39	<1	<1	<1	<2	<2	<1	1.40	1.1
MW-13	2/23/2016	41.70	35.13	6.57	NS	NS	NS	NS	NS	NS	1.20	NS
MW-13	4/22/2016	41.70	34.34	7.36	<1	<1	<1	<2	<2	<1	4.70	<1
MW-13	6/22/2016	41.70	33.89	7.81	NS	NS	NS	NS	NS	NS	4.20	NS
MW-13	7/27/2016	41.70	33.73	7.97	<1	<1	<1	<2	<2	<1	9.40	<1
MW-13	10/27/2016	41.70	34.77	6.93	<10	<10	<10	<20	<20	<10	6.80	<10
MW-13	11/17/2016	41.70	34.89	6.81	NS	NS	NS	NS	NS	NS	NS	NS
MW-13	1/18/2017	41.70	34.19	7.51	<1	<1	<1	<2	<2	<1	3.50	<1
MW-13	2/23/2017	41.70	34.18	7.52	NS	NS	NS	NS	NS	NS	NS	NS
MW-13	3/22/2017	41.70	34.53	7.17	NS	NS	NS	NS	NS	NS	NS	NS
MW-13	4/20/2017	41.70	33.46	8.24	<1	<1	<1	<2	<2	<1	4.50	<1
MW-13	5/24/2017	41.70	34.51	7.19	NS	NS	NS	NS	NS	NS	NS	NS

Table 3 - Groundwater Monitoring Results - Data Summary
3rd Quarter Report - 2022
Chester River Hospital Center
100 Brown Street
Chestertown, MD 21620

Well No.	Date	Top of Casing Elevation (ft)	Depth to GW (ft)	GW Elevation (ft)	Benzene (µg/L)	Toluene (µg/L)	Ethyl-benzene (µg/L)	Xylenes (µg/L)	Total BTEX (µg/L)	MTBE (µg/L)	TPH-DRO (mg/L)	Naphthalene (µg/L)
MDE GW Cleanup Standards for Type I and II Aquifers (*Standards Revised October 2018)					**5**	**1,000**	**700**	**1,000***	**NA**	**20**	**0.047**	**0.17***
MW-13	6/22/2017	41.70	34.39	7.31	NS	NS	NS	NS	NS	NS	NS	NS
MW-13	7/19/2017	41.70	33.73	7.97	<1	<1	<1	<2	<2	<1	11.00	<1
MW-13	10/27/2017	41.70	33.98	7.72	<1	<1	<1	<2	<2	<1	3.80	<1
MW-13	1/25/2018	41.70	35.47	6.23	<1	<1	<1	<2	<2	<1	6.80	<1
MW-13	4/26/2018	41.70	35.10	6.60	<1	<1	<1	<2	<2	<1	7.00	<1
MW-13	7/26/2018	41.70	34.82	6.88	<1	<1	<1	<2	<2	<1	5.80	<1
MW-13	10/18/2018	41.70	33.97	7.73	<1	<1	<1	<2	<2	<1	4.90	<1
MW-13	1/24/2019	41.70	33.66	8.04	<1	<1	<1	<2	<2	<1	7.20	<1
MW-13	4/25/2019	41.70	32.38	9.32	<1	<1	<1	<2	<2	<1	3.70	<1
MW-13	7/25/2019	41.70	31.28	10.42	<1	<1	<1	<2	<2	<1	6.50	<1
MW-13	10/24/2019	41.70	32.97	8.73	<1	<1	<1	<2	<2	<1	3.40	<1
MW-13	1/16/2020	41.70	32.85	8.85	<1	<1	<1	<2	<2	<1	4.1	<1
MW-13	4/16/2020	41.70	32.23	9.47	<1	<1	<1	<2	<2	<1	2.8	<1
MW-13	7/16/2020	41.70	33.32	8.38	<1	<1	<1	<2	<2	<1	2.8	<1
MW-13	10/22/2020	41.70	33.27	8.43	<1.0	<1.0	<1.0	<3.0	<6.0	<1.0	2.8	<1.0
MW-13	1/11/2021	41.70	32.75	8.95	<1.0	<1.0	<1.0	<3.0	<6.0	<1.0	2.2	<1.0
MW-13	4/29/2021	41.70	31.42	10.28	<1.0	<1.0	<1.0	<3.0	<6.0	<1.0	5.1	<1.0
MW-13	7/29/2021	41.70	30.45	11.25	<1.0	<1.0	<1.0	<3.0	<6.0	<1.0	3	<1.0
MW-13	10/14/2021	41.70	30.77	10.93	<1.0	<1.0	<1.0	<3.0	<6.0	<1.0	5.2	<1.0
MW-13	2/21/2022	41.70	32.26	9.44	<1.0	<1.0	<1.0	<3.0	<6.0	<1.0	7.6	<1.0
MW-13	5/9/2022	41.70	31.20	10.50	<1.0	<1.0	<1.0	<3.0	<6.0	<1.0	4.6	<1.0
MW-13	6/9/2022	41.70	30.68	11.02	<1.0	<1.0	<1.0	<3.0	<6.0	<1.0	5	<1.0
MW-13	7/13/2022	41.70	30.59	11.11	<1.0	<1.0	<1.0	<3.0	<6.0	<1.0	2.3	1.1
MW-13	8/24/2022	41.70	30.65	11.05	<1.0	<1.0	<1.0	<3.0	<6.0	<1.0	6.4	<1.0
MW-13	9/15/2022	41.70	30.99	10.71	<1.0	<1.0	<1.0	<3.0	<6.0	<1.0	5	<1.0
MW-14	6/6/2012	41.38	35.44	5.94	1.2	<1	19	3.1	24.3	<1	17	210
MW-14	9/6/2012	41.38	32.04	9.34	<1	<1	<1	<2	<2	<1	180	6.3
MW-14	12/4/2012	41.38	32.04	9.34	6.2	<1	31	104	141.2	<1	9700	250
MW-14	3/4/2013	41.38	31.81	9.57	<1	<1	5.2	<2	5.2	<1	92	40
MW-14	6/4/2013	41.38	31.67	9.71	<1	<1	<1	<2	<2	<1	410	3.6

Table 3 - Groundwater Monitoring Results - Data Summary
3rd Quarter Report - 2022
Chester River Hospital Center
100 Brown Street
Chestertown, MD 21620

Well No.	Date	Top of Casing Elevation (ft)	Depth to GW (ft)	GW Elevation (ft)	Benzene (µg/L)	Toluene (µg/L)	Ethyl-benzene (µg/L)	Xylenes (µg/L)	Total BTEX (µg/L)	MTBE (µg/L)	TPH-DRO (mg/L)	Naphthalene (µg/L)
MDE GW Cleanup Standards for Type I and II Aquifers (*Standards Revised October 2018)					**5**	**1,000**	**700**	**1,000***	**NA**	**20**	**0.047**	**0.17***
MW-14	1/30/2014	41.38	36.74	4.64	2.9	<1	40	8	<2	<1	21	110
MW-14	4/28/2014	41.38	36.33	5.05	2.5	<1	39	9.3	50.8	<1	1.5	110
MW-14	7/29/2014	41.38	31.52	9.86	<1	<1	<1	<2	<2	<1	9.8	8.8
MW-14	8/14/2014	41.38	33.12	8.26	<1	<1	9	<2	9	<1	23	81
MW-14	9/19/2014	41.38	34.06	7.32	1.3	<1	22	3.1	26.4	<1	210	140
MW-14	10/24/2014	41.38	-	-	<1	<1	3	<2	3	<1	38	24
MW-14	11/19/2014	41.38	32.04	9.34	<1	<1	<1	<2	<2	<1	42	13
MW-14	1/23/2015	41.38	33.60	7.78	<1	<1	<1	<2	<2	<1	130	12
MW-14	4/23/2015	41.38	34.30	7.08	<1	<1	10	<2	10	<1	19	59
MW-14	7/30/2015	41.38	33.75	7.63	<1	<1	6.6	<2	6.6	<1	89	54
MW-14	9/21/2015	41.38	34.91	6.47	NS	NS	NS	NS	NS	NS	2.3	NS
MW-14	10/5/2015	41.38	34.93	6.45	NS	NS	NS	NS	NS	NS	22	NS
MW-14	10/19/2015	41.38	35.04	6.34	<5	<5	26	<10	26	<5	3.3	170
MW-14	1/5/2016	41.38	34.79	6.59	1.2	<1	30	7	38.2	<1	2.8	170
MW-14	2/23/2016	41.38	35.33	6.05	NS	NS	NS	NS	NS	NS	0.91	NS
MW-14	4/22/2016	41.38	34.84	6.54	<1	<1	1.3	<2	1.3	<1	0.97	10
MW-14	7/28/2016	41.38	34.28	7.10	1.9	<1	20	4.8	26.7	<1	4.1	120
MW-14	10/27/2016	41.38	35.05	6.33	<1	<1	21	2.5	23.5	<1	2.4	180
MW-14	1/18/2017	41.38	34.68	6.70	2.2	<1	33	6.5	41.7	<1	1.2	180
MW-14	4/20/2017	41.38	34.18	7.20	1.9	<1	40	3.8	45.7	<1	1.2	200
MW-14	7/19/2017	41.38	34.33	7.05	1.5	<1	38	3.7	43.2	<1	5.3[1]	240
MW-14	10/26/2017	41.38	34.47	6.91	1.5	<1	34	4	39.5	<1	1.8	220
MW-14	1/25/2018	41.38	35.58	5.80	1.2	<1	47	4.5	52.7	<1	3.3	200
MW-14	4/26/2018	41.38	35.12	6.26	<1	<1	21	<2	21	<1	3	160
MW-14	7/26/2018	41.38	34.73	6.65	<1	<1	19	<1	19	<1	0.87	160
MW-14	10/18/2018	41.38	33.99	7.39	<1	<1	18	<2	18	<1	8.2	140
MW-14	1/24/2019	41.38	33.83	7.55	<1	<1	22	<2	22	<1	3.6	160
MW-14	4/25/2019	41.38	32.53	8.85	<1	<1	11	<2	11	<1	4.4	140
MW-14	7/25/2019	41.38	32.10	9.28	1.2	<1	17	2	20.2	<1	2.9	160
MW-14	10/24/2019	-	-	-	<1	<1	6.2	<2	6.2	<1	2.4	100
MW-14	1/16/2020	-	-	-	<1	<1	3.6	<2	3.6	<1	1.9	78

Table 3 - Groundwater Monitoring Results - Data Summary
3rd Quarter Report - 2022
Chester River Hospital Center
100 Brown Street
Chestertown, MD 21620

Well No.	Date	Top of Casing Elevation (ft)	Depth to GW (ft)	GW Elevation (ft)	Benzene (µg/L)	Toluene (µg/L)	Ethyl-benzene (µg/L)	Xylenes (µg/L)	Total BTEX (µg/L)	MTBE (µg/L)	TPH-DRO (mg/L)	Naphthalene (µg/L)
MDE GW Cleanup Standards for Type I and II Aquifers (*Standards Revised October 2018)					**5**	**1,000**	**700**	**1,000***	**NA**	**20**	**0.047**	**0.17***
MW-14	4/16/2020	41.38	32.79	8.59	<1	<1	<1	<2	<2	<1	10	4.9
MW-14	7/16/2020	41.38	33.37	8.01	<1	<1	2.2	<2	2.2	<1	4.9	80
MW-14	10/23/2020	41.38	33.08	8.30	<1.0	<1.0	2.8	<3	<7.8	<1.0	1.6	130
MW-14	1/11/2021	41.38	33.12	8.26	<1.0	<1.0	2	<3	<7	<1.0	0.77	77
MW-14	4/30/2021	41.38	32.12	9.26	1	<1.0	3.9	<3.0	<8.9	<1.0	1.4	94
MW-14	7/29/2021	41.38	31.43	9.95	<1.0	<1.0	<1.0	<3.0	<6.0	<1.0	0.21	14
MW-14	10/14/2021	41.38	31.15	10.23	<1.0	<1.0	<1.0	<3.0	<6.0	<1.0	0.58	21
MW-14	2/21/2022	41.38	32.38	9.00	<1.0	<1.0	<1.0	<3.0	<6.0	<1.0	1.2	11
MW-14	5/9/2022	41.38	30.37	11.01	<1.0	<1.0	<1.0	<3.0	<6.0	<1.0	1.2	<1.0
MW-14	6/9/2022	41.38	29.87	11.51	<1.0	<1.0	<1.0	<3.0	<6.0	<1.0	0.55	<1.0
MW-14	7/13/2022	41.38	29.72	11.66	<1.0	<1.0	<1.0	<3.0	<6.0	<1.0	0.3	<1.0
MW-14	8/25/2022	41.38	29.81	11.57	<1.0	<1.0	<1.0	<3.0	<6.0	<1.0	1.4	<1.0
MW-14	9/15/2022	41.38	30.09	11.29	<1.0	<1.0	<1.0	<3.0	<6.0	<1.0	0.61	<1.0
MW-15	6/5/2012	35.01	27.73	7.28	<1	<1	<1	<2	<2	<1	<0.1	<1
MW-15	9/5/2012	35.01	26.70	8.31	<1	<1	<1	<2	<2	<1	<0.1	<1
MW-15	10/1/2012	35.01	26.79	8.22	<1	<1	<1	<2	<2	<1	<0.1	<1
MW-15	11/5/2012	35.01	26.82	8.19	<1	<1	<1	<2	<2	<1	<0.1	<1
MW-15	12/4/2012	35.01	26.63	8.38	<1	<1	<1	<2	<2	<1	<0.1	<1
MW-15	3/4/2013	35.01	26.35	8.66	<1	<1	<1	<2	<2	<1	<0.1	<1
MW-15	5/6/2013	35.01	26.20	8.81	<1	<1	<1	<2	<2	<1	<0.1	<1
MW-15	6/4/2013	35.01	26.14	8.87	<1	<1	<1	<2	<2	<1	1.5	<1
MW-15	6/17/2013	35.01	26.70	8.31	NS	NS	NS	NS	NS	NS	<0.1	NS
MW-15	7/24/2013	35.01	27.97	7.04	NS	NS	NS	NS	NS	NS	0.11	NS
MW-15	8/21/2013	35.01	28.22	6.79	NS	NS	NS	NS	NS	NS	<0.1	NS
MW-15	9/24/2013	35.01	28.45	6.56	NS	NS	NS	NS	NS	NS	<0.1	NS
MW-15	10/21/2013	35.01	28.28	6.73	NS	NS	NS	NS	NS	NS	<0.1	NS
MW-15	11/22/2013	35.01	28.27	6.74	NS	NS	NS	NS	NS	NS	<0.1	NS
MW-15	12/18/2013	35.01	28.42	6.59	NS	NS	NS	NS	NS	NS	<0.1	NS
MW-15	1/30/2014	35.01	28.78	6.23	<1	<1	<1	<2	<2	<1	0.2	67
MW-15	2/24/2014	35.01	28.50	6.51	NS	NS	NS	NS	NS	NS	<0.1	NS

Table 3 - Groundwater Monitoring Results - Data Summary
3rd Quarter Report - 2022
Chester River Hospital Center
100 Brown Street
Chestertown, MD 21620

Well No.	Date	Top of Casing Elevation (ft)	Depth to GW (ft)	GW Elevation (ft)	Benzene (µg/L)	Toluene (µg/L)	Ethyl-benzene (µg/L)	Xylenes (µg/L)	Total BTEX (µg/L)	MTBE (µg/L)	TPH-DRO (mg/L)	Naphthalene (µg/L)
MDE GW Cleanup Standards for Type I and II Aquifers (*Standards Revised October 2018)					**5**	**1,000**	**700**	**1,000***	**NA**	**20**	**0.047**	**0.17***
MW-15	3/24/2014	35.01	28.21	6.80	NS	NS	NS	NS	NS	NS	<0.1	NS
MW-15	4/28/2014	35.01	27.83	7.18	<1	<1	<1	<2	<2	<1	<0.1	<1
MW-15	5/20/2014	35.01	27.56	7.45	NS	NS	NS	NS	NS	NS	<0.1	NS
MW-15	6/24/2014	35.01	26.32	8.69	NS	NS	NS	NS	NS	NS	<0.1	NS
MW-15	8/14/2014	35.01	26.25	8.76	<1	<1	<1	<2	<2	<1	<0.1	<1
MW-15	9/19/2014	35.01	25.90	9.11	<1	<1	<1	<2	<2	<1	<0.1	<1
MW-15	11/20/2014	35.01	26.32	8.69	<1	<1	<1	<2	<2	<1	<0.1	<1
MW-15	1/22/2015	35.01	25.53	9.48	<1	<1	<1	<2	<2	<1	<0.1	<1
MW-15	2/18/2015	35.01	26.24	8.77	<1	<1	<1	<2	<2	<1	<0.1	<1
MW-15	3/26/2015	35.01	26.10	8.91	<1	<1	<1	<2	<2	<1	<0.1	<1
MW-15	4/23/2015	35.01	25.97	9.04	<1	<1	<1	<2	<2	<1	<0.1	<1
MW-15	5/28/2015	35.01	25.87	9.14	<1	<1	<1	<2	<2	<1	<0.1	<1
MW-15	7/29/2015	35.01	25.78	9.23	<1	<1	<1	<2	<2	<1	<0.1	<1
MW-15	8/20/2015	35.01	25.57	9.44	<1	<1	<1	<2	<2	<1	<0.1	<1
MW-15	9/22/2015	35.01	26.55	8.46	NS	NS	NS	NS	NS	NS	<0.1	NS
MW-15	10/20/2015	35.01	26.85	8.16	<1	<1	<1	<2	<2	<1	<0.1	<1
MW-15	11/19/2015	35.01	26.96	8.05	<1	<1	<1	<2	<2	<1	<0.1	<1
MW-15	12/17/2015	35.01	27.03	7.98	NS	NS	NS	NS	NS	NS	<0.1	NS
MW-15	2/22/2016	35.01	27.14	7.87	NS	NS	NS	NS	NS	NS	<0.1	NS
MW-15	3/16/2016	35.01	26.76	8.25	NS	NS	NS	NS	NS	NS	<0.1	NS
MW-15	4/22/2016	-	-	-	<1	<1	<1	<2	<2	<1	<0.1	<1
MW-15	5/24/2016	35.01	26.27	8.74	NS	NS	NS	NS	NS	NS	<0.1	NS
MW-15	6/22/2016	35.01	26.19	8.82	NS	NS	NS	NS	NS	NS	<0.1	NS
MW-15	7/27/2016	35.01	26.19	8.82	<1	<1	<1	<2	<2	<1	<0.1	<1
MW-15	8/24/2016	35.01	26.90	8.11	NS	NS	NS	NS	NS	NS	<0.1	NS
MW-15	9/28/2016	35.01	27.10	7.91	NS	NS	NS	NS	NS	NS	<0.1	NS
MW-15	10/27/2016	35.01	27.10	7.91	<1	<1	<1	<2	<2	<1	0.12	<1
MW-15	11/17/2016	35.01	27.20	7.81	NS	NS	NS	NS	NS	NS	<0.1	NS
MW-15	1/18/2017	35.01	26.69	8.32	<1	<1	<1	<2	<2	<1	<0.1	<1
MW-15	4/20/2017	35.01	26.56	8.45	<1	<1	<1	<2	<2	<1	<0.1	<1
MW-15	7/18/2017	35.01	26.84	8.17	<1	<1	<1	<2	<2	<1	<0.1	<1

Table 3 - Groundwater Monitoring Results - Data Summary
3rd Quarter Report - 2022
Chester River Hospital Center
100 Brown Street
Chestertown, MD 21620

Well No.	Date	Top of Casing Elevation (ft)	Depth to GW (ft)	GW Elevation (ft)	Benzene (µg/L)	Toluene (µg/L)	Ethyl-benzene (µg/L)	Xylenes (µg/L)	Total BTEX (µg/L)	MTBE (µg/L)	TPH-DRO (mg/L)	Naphthalene (µg/L)
MDE GW Cleanup Standards for Type I and II Aquifers (*Standards Revised October 2018)					**5**	**1,000**	**700**	**1,000***	**NA**	**20**	**0.047**	**0.17***
MW-15	10/25/2017	35.01	26.98	8.03	<1	<1	<1	<2	<2	<1	<0.1	<1
MW-15	1/24/2018	35.01	27.92	7.09	<1	<1	<1	<2	<2	<1	<0.1	<1
MW-15	4/25/2018	35.01	27.71	7.30	<1	<1	<1	<2	<2	<1	<0.1	<1
MW-15	7/25/2018	35.01	27.27	7.74	<1	<1	<1	<2	<2	<1	<0.1	<1
MW-15	10/17/2018	35.01	26.55	8.46	<1	<1	<1	<2	<2	<1	<0.1	<1
MW-15	1/23/2019	35.01	26.28	8.73	<1	<1	<1	<2	<2	<1	<0.1	<1
MW-15	4/24/2019	35.01	25.11	9.90	<1	<1	<1	<2	<2	<1	<0.1	<1
MW-15	7/24/2019	35.01	24.73	10.28	<1	<1	<1	<2	<2	<1	<0.1	<1
MW-15	10/23/2019	35.01	25.97	9.04	<1	<1	<1	<2	<2	<1	<0.1	<1
MW-15	1/16/2020	35.01	26.02	8.99	<1	<1	<1	<2	<2	<1	<0.1	<1
MW-15	4/15/2020	35.01	25.68	9.33	<1	<1	<1	<2	<2	<1	<0.1	<1
MW-15	7/16/2020	35.01	26.04	8.97	<1	<1	<1	<2	<2	<1	<0.1	<1
MW-15	10/20/2020	35.01	26.18	8.83	<1.0	<1.0	<1.0	<3.0	<6.0	<1.0	<0.10	<1.0
MW-15	1/11/2021	35.01	25.56	9.45	<1.0	<1.0	<1.0	<3.0	<6.0	<1.0	<0.10	<1.0
MW-15	4/27/2021	35.01	24.53	10.48	<1.0	<1.0	<1.0	<3.0	<6.0	<1.0	<0.10	<1.0
MW-15	7/27/2021	35.01	23.98	11.03	<1.0	<1.0	<1.0	<3.0	<6.0	<1.0	<0.10	<1.0
MW-15	10/12/2021	35.01	24.44	10.57	<1.0	<1.0	<1.0	<3.0	<6.0	<1.0	<0.10	<1.0
MW-15	2/21/2022	35.01	25.51	9.50	<1.0	<1.0	<1.0	<3.0	<6.0	<1.0	<0.10	<1.0
MW-15	5/9/2022	35.01	25.18	9.83	<1.0	<1.0	<1.0	<3.0	<6.0	<1.0	<0.10	<1.0
MW-15	6/8/2022	35.01	24.70	10.31	<1.0	<1.0	<1.0	<3.0	<6.0	<1.0	<0.10	<1.0
MW-15	7/13/2022	35.01	-	-	<1.0	<1.0	<1.0	<3.0	<6.0	<1.0	<0.10	<1.0
MW-15	8/22/2022	35.01	24.79	10.22	<1.0	<1.0	<1.0	<3.0	<6.0	<1.0	<0.10	<1.0
MW-15	9/14/2022	35.01	25.13	9.88	<1.0	<1.0	<1.0	<3.0	<6.0	<1.0	<0.10	<1.0
MW-16	6/5/2012	35.55	28.70	6.85	<1	<1	<1	<2	<2	<1	<0.1	<1
MW-16	9/5/2012	35.55	27.27	8.28	<1	<1	<1	<2	<2	<1	<0.1	<1
MW-16	10/1/2012	35.55	27.35	8.20	<1	<1	<1	<2	<2	<1	<0.1	<1
MW-16	11/5/2012	35.55	27.40	8.15	<1	<1	<1	<2	<2	<1	<0.1	<1
MW-16	12/4/2012	35.55	27.19	8.36	<1	<1	<1	<2	<2	<1	<0.1	<1
MW-16	1/7/2013	35.55	27.10	8.45	<1	<1	<1	<2	<2	<1	<0.1	<1
MW-16	2/5/2013	35.55	26.95	8.60	<1	<1	<1	<2	<2	<1	<0.1	<1

Table 3 - Groundwater Monitoring Results - Data Summary
3rd Quarter Report - 2022
Chester River Hospital Center
100 Brown Street
Chestertown, MD 21620

Well No.	Date	Top of Casing Elevation (ft)	Depth to GW (ft)	GW Elevation (ft)	Benzene (µg/L)	Toluene (µg/L)	Ethyl-benzene (µg/L)	Xylenes (µg/L)	Total BTEX (µg/L)	MTBE (µg/L)	TPH-DRO (mg/L)	Naphthalene (µg/L)
MDE GW Cleanup Standards for Type I and II Aquifers (*Standards Revised October 2018)					**5**	**1,000**	**700**	**1,000***	**NA**	**20**	**0.047**	**0.17***
MW-16	3/4/2013	35.55	26.92	8.63	<1	<1	<1	<2	<2	<1	0.18	<1
MW-16	4/8/2013	35.55	26.84	8.71	<1	<1	<1	<2	<2	<1	<0.1	<1
MW-16	5/6/2013	35.55	26.77	8.78	<1	<1	<1	<2	<2	<1	<0.1	<1
MW-16	6/4/2013	35.55	26.71	8.84	<1	<1	<1	<2	<2	<1	0.13	<1
MW-16	6/17/2013	35.55	27.48	8.07	NS	NS	NS	NS	NS	NS	<0.1	NS
MW-16	7/24/2013	35.55	28.99	6.56	NS	NS	NS	NS	NS	NS	0.21	NS
MW-16	8/21/2013	35.55	29.27	6.28	NS	NS	NS	NS	NS	NS	<0.1	NS
MW-16	9/24/2013	35.55	29.50	6.05	NS	NS	NS	NS	NS	NS	<0.1	NS
MW-16	10/21/2013	35.55	29.17	6.38	NS	NS	NS	NS	NS	NS	<0.1	NS
MW-16	11/18/2013	35.55	29.16	6.39	NS	NS	NS	NS	NS	NS	<0.1	NS
MW-16	12/18/2013	35.55	29.37	6.18	NS	NS	NS	NS	NS	NS	0.19	NS
MW-16	1/30/2014	35.55	29.62	5.93	<1	<1	<1	<2	<2	<1	0.24	<1
MW-16	2/24/2014	35.55	29.35	6.20	NS	NS	NS	NS	NS	NS	<0.1	NS
MW-16	3/24/2014	35.55	29.24	6.31	NS	NS	NS	NS	NS	NS	<0.1	NS
MW-16	4/28/2014	35.55	28.79	6.76	<1	<1	<1	<2	<2	<1	<0.1	<1
MW-16	5/20/2014	35.55	28.53	7.02	NS	NS	NS	NS	NS	NS	<0.1	NS
MW-16	6/24/2014	35.55	27.03	8.52	NS	NS	NS	NS	NS	NS	<0.1	NS
MW-16	7/23/2014	35.55	26.47	9.08	<1	<1	<1	<2	<2	<1	<0.1	<1
MW-16	8/14/2014	35.55	27.07	8.48	<1	<1	<1	<2	<2	<1	<0.1	<1
MW-16	9/19/2014	35.55	26.63	8.92	<1	<1	<1	<2	<2	<1	<0.1	<1
MW-16	11/20/2014	35.55	27.40	8.15	<1	<1	<1	<2	<2	<1	<0.1	<1
MW-16	12/17/2014	35.55	27.40	8.15	<1	<1	<1	<2	<2	<1	0.1	<2
MW-16	1/22/2015	35.55	26.24	9.31	<1	<1	<1	<2	<2	<1	<0.1	<1
MW-16	2/18/2015	35.55	27.18	8.37	<1	<1	<1	<2	<2	<1	0.1	<1
MW-16	3/25/2015	35.55	27.02	8.53	<1	<1	<1	<2	<2	<1	<0.1	<1
MW-16	4/23/2015	35.55	27.10	8.45	<1	<1	<1	<2	<2	<1	<0.1	<1
MW-16	5/28/2015	35.55	26.78	8.77	<1	<1	<1	<2	<2	<1	<0.1	<1
MW-16	6/23/2015	35.55	26.61	8.94	<1	<1	<1	<2	<2	<1	<0.1	<1
MW-16	7/29/2015	35.55	26.65	8.90	<1	<1	<1	<2	<2	<1	<0.1	<1
MW-16	8/20/2015	35.55	26.36	9.19	<1	<1	<1	<2	<2	<1	<0.1	<1
MW-16	9/22/2015	35.55	27.45	8.10	NS	NS	NS	NS	NS	NS	<0.1	NS

Table 3 - Groundwater Monitoring Results - Data Summary
3rd Quarter Report - 2022
Chester River Hospital Center
100 Brown Street
Chestertown, MD 21620

Well No.	Date	Top of Casing Elevation (ft)	Depth to GW (ft)	GW Elevation (ft)	Benzene (µg/L)	Toluene (µg/L)	Ethyl-benzene (µg/L)	Xylenes (µg/L)	Total BTEX (µg/L)	MTBE (µg/L)	TPH-DRO (mg/L)	Naphthalene (µg/L)
MDE GW Cleanup Standards for Type I and II Aquifers (*Standards Revised October 2018)					**5**	**1,000**	**700**	**1,000***	**NA**	**20**	**0.047**	**0.17***
MW-16	10/20/2015	35.55	27.79	7.76	<1	<1	<1	<2	<2	<1	<0.1	<1
MW-16	11/19/2015	35.55	27.85	7.70	<1	<1	<1	<2	<2	<1	<0.1	<1
MW-16	12/17/2015	35.55	27.93	7.62	NS	NS	NS	NS	NS	NS	<0.1	NS
MW-16	1/5/2016	35.55	27.71	7.84	<1	<1	<1	<2	<2	<1	<0.1	<1
MW-16	2/22/2016	35.55	28.10	7.45	NS	NS	NS	NS	NS	NS	<0.1	NS
MW-16	4/21/2016	35.55	27.47	8.08	<1	<1	<1	<2	<2	<1	<0.1	<1
MW-16	4/21/2016	35.55	27.47	8.08	<1	<1	<1	<2	<2	<1	<0.1	<1
MW-16	5/24/2016	35.55	26.97	8.58	NS	NS	NS	NS	NS	NS	<0.1	NS
MW-16	6/22/2016	35.55	27.08	8.47	NS	NS	NS	NS	NS	NS	0.11	NS
MW-16	7/27/2016	35.55	27.06	8.49	<1	<1	<1	<2	<2	<1	<0.1	<1
MW-16	8/24/2016	35.55	27.86	7.69	NS	NS	NS	NS	NS	NS	<0.1	NS
MW-16	9/28/2016	35.55	28.01	7.54	NS	NS	NS	NS	NS	NS	<0.1	NS
MW-16	10/26/2016	35.55	28.03	7.52	<1	<1	<1	<2	<2	<1	<0.1	<1
MW-16	11/17/2016	35.55	28.14	7.41	NS	NS	NS	NS	NS	NS	<0.1	NS
MW-16	12/20/2016	35.55	28.30	7.25	NS	NS	NS	NS	NS	NS	<0.1	NS
MW-16	1/18/2017	35.55	27.49	8.06	<1	<1	<1	<2	<2	<1	<0.1	<1
MW-16	4/20/2017	35.55	27.25	8.30	<1	<1	<1	<2	<2	<1	<0.1	<1
MW-16	7/18/2017	35.55	27.52	8.03	<1	<1	<1	<2	<2	<1	<0.1	<1
MW-16	10/25/2017	35.55	27.67	7.88	<1	<1	<1	<2	<2	<1	<0.1	<1
MW-16	1/24/2018	35.55	28.78	6.77	<1	<1	<1	<2	<2	<1	<0.1	<1
MW-16	4/25/2018	35.55	28.56	6.99	<1	<1	<1	<2	<2	<1	<0.1	<1
MW-16	7/25/2018	35.55	28.13	7.42	<1	<1	<1	<2	<2	<1	<0.1	<1
MW-16	10/17/2018	35.55	27.35	8.20	<1	<1	<1	<2	<2	<1	<0.1	<1
MW-16	1/23/2019	35.55	27.17	8.38	<1	<1	<1	<2	<2	<1	<0.1	<1
MW-16	4/24/2019	35.55	26.01	9.54	<1	<1	<1	<2	<2	<1	<0.1	<1
MW-16	7/24/2019	35.55	25.52	10.03	<1	<1	<1	<2	<2	<1	<0.1	<1
MW-16	10/23/2019	35.55	26.79	8.76	<1	<1	<1	<2	<2	<1	<0.1	<1
MW-16	1/16/2020	35.55	26.82	8.73	<1	<1	<1	<2	<2	<1	0.12	<1
MW-16	4/15/2020	35.55	26.32	9.23	<1	<1	<1	<2	<2	<1	<0.1	<1
MW-16	7/16/2020	35.55	26.88	8.67	<1	<1	<1	<2	<2	<1	<0.1	<1
MW-16	10/20/2020	35.55	27.05	8.50	<1.0	<1.0	<1.0	<3.0	<6.0	<1.0	<0.10	<1.0

Table 3 - Groundwater Monitoring Results - Data Summary
3rd Quarter Report - 2022
Chester River Hospital Center
100 Brown Street
Chestertown, MD 21620

Well No.	Date	Top of Casing Elevation (ft)	Depth to GW (ft)	GW Elevation (ft)	Benzene (µg/L)	Toluene (µg/L)	Ethyl-benzene (µg/L)	Xylenes (µg/L)	Total BTEX (µg/L)	MTBE (µg/L)	TPH-DRO (mg/L)	Naphthalene (µg/L)
MDE GW Cleanup Standards for Type I and II Aquifers (*Standards Revised October 2018)					**5**	**1,000**	**700**	**1,000***	**NA**	**20**	**0.047**	**0.17***
MW-16	1/11/2021	35.55	26.47	9.08	<1.0	<1.0	<1.0	<3.0	<6.0	<1.0	<0.10	<1.0
MW-16	4/27/2021	35.55	25.39	10.16	<1.0	<1.0	<1.0	<3.0	<6.0	<1.0	<0.10	<1.0
MW-16	7/27/2021	35.55	24.75	10.80	<1.0	<1.0	<1.0	<3.0	<6.0	<1.0	<0.10	<1.0
MW-16	10/12/2021	35.55	25.15	10.40	<1.0	<1.0	<1.0	<3.0	<6.0	<1.0	<0.10	<1.0
MW-16	2/21/2022	35.55	26.28	9.27	<1.0	<1.0	<1.0	<3.0	<6.0	<1.0	<0.10	<1.0
MW-16	5/9/2022	35.55	25.79	9.76	<1.0	<1.0	<1.0	<3.0	<6.0	<1.0	<0.10	<1.0
MW-16	6/7/2022	35.55	25.32	10.23	<1.0	<1.0	<1.0	<3.0	<6.0	<1.0	<0.10	<1.0
MW-16	7/13/2022	35.55	25.23	10.32	<1.0	<1.0	<1.0	<3.0	<6.0	<1.0	<0.10	<1.0
MW-16	8/22/2022	35.55	25.39	10.16	<1.0	<1.0	<1.0	<3.0	<6.0	<1.0	<0.10	<1.0
MW-16	9/14/2022	35.55	25.71	9.84	<1.0	<1.0	<1.0	<3.0	<6.0	<1.0	<0.10	<1.0
MW-17	6/5/2012	35.49	27.72	7.77	<1	<1	<1	<2	<2	<1	<0.1	<1
MW-17	9/5/2012	35.49	27.16	8.33	<1	<1	<1	<2	<2	<1	<0.1	<1
MW-17	12/4/2012	35.49	27.10	8.39	<1	<1	<1	<2	<2	<1	<0.1	<1
MW-17	3/4/2013	35.49	26.81	8.68	<1	<1	<1	<2	<2	<1	1	<1
MW-17	4/8/2013	35.49	26.72	8.77	<1	<1	<1	<2	<2	<1	<0.1	<1
MW-17	6/4/2013	35.49	26.59	8.90	<1	<1	<1	<2	<2	1.1	<0.1	<1
MW-17	2/1/2014	35.49	28.95	6.54	<1	<1	<1	<2	<2	<1	<0.1	<1
MW-17	4/28/2014	35.49	27.95	7.54	<1	<1	<1	<2	<2	<1	<0.1	<1
MW-17	7/23/2014	35.49	26.23	9.26	<1	<1	<1	<2	<2	<1	0.13	<1
MW-17	8/14/2014	35.49	26.51	8.98	<1	<1	<1	<2	<2	<1	<0.1	<1
MW-17	9/19/2014	35.49	28.22	7.27	<1	<1	<1	<2	<2	<1	<0.1	<1
MW-17	11/20/2014	35.49	26.87	8.62	<1	<1	<1	<2	<2	<1	<0.1	<1
MW-17	1/22/2015	35.49	25.91	9.58	<1	<1	<1	<2	<2	<1	<0.1	<1
MW-17	4/23/2015	35.49	26.35	9.14	<1	<1	<1	<2	<2	<1	<0.1	<1
MW-17	7/29/2015	35.49	25.98	9.51	<1	<1	<1	<2	<2	<1	<0.1	<1
MW-17	10/20/2015	35.49	27.03	8.46	<1	<1	<1	<2	<2	<1	<0.1	<1
MW-17	4/22/2016	35.49	26.75	8.74	<1	<1	<1	<2	<2	<1	0.14	<1
MW-17	7/27/2016	35.49	26.42	9.07	<1	<1	<1	<2	<2	<1	<0.1	<1
MW-17	1/18/2017	35.49	26.95	8.54	<1	<1	<1	<2	<2	<1	<0.1	<1
MW-17	4/20/2017	35.49	26.91	8.58	<1	<1	<1	<2	<2	<1	<0.1	<1

Table 3 - Groundwater Monitoring Results - Data Summary
3rd Quarter Report - 2022
Chester River Hospital Center
100 Brown Street
Chestertown, MD 21620

Well No.	Date	Top of Casing Elevation (ft)	Depth to GW (ft)	GW Elevation (ft)	Benzene (µg/L)	Toluene (µg/L)	Ethyl-benzene (µg/L)	Xylenes (µg/L)	Total BTEX (µg/L)	MTBE (µg/L)	TPH-DRO (mg/L)	Naphthalene (µg/L)
MDE GW Cleanup Standards for Type I and II Aquifers (*Standards Revised October 2018)					**5**	**1,000**	**700**	**1,000***	**NA**	**20**	**0.047**	**0.17***
MW-17	7/18/2017	35.49	27.19	8.30	<1	<1	<1	<2	<2	<1	<0.1	<1
MW-17	10/25/2017	35.49	27.32	8.17	<1	<1	<1	<2	<2	<1	<0.1	<1
MW-17	1/24/2018	35.49	28.13	7.36	<1	<1	<1	<2	<2	<1	<0.1	<1
MW-17	4/25/2018	35.49	27.93	7.56	<1	<1	<1	<2	<2	<1	<0.1	<1
MW-17	7/25/2018	35.49	27.46	8.03	<1	<1	<1	<2	<2	<1	<0.1	<1
MW-17	10/17/2018	35.49	26.82	8.67	<1	<1	<1	<2	<2	<1	<0.1	<1
MW-17	1/23/2019	35.49	26.64	8.85	<1	<1	<1	<2	<2	<1	<0.1	<1
MW-17	4/24/2019	35.49	25.33	10.16	<1	<1	<1	<2	<2	<1	<0.1	<1
MW-17	7/25/2019	35.49	25.02	10.47	<1	<1	<1	<2	<2	<1	<0.1	<1
MW-17	10/23/2019	35.49	26.21	9.28	<1	<1	<1	<2	<2	<1	<0.1	<1
MW-17	1/16/2020	35.49	26.34	9.15	<1	<1	<1	<2	<2	<1	0.29	<1
MW-17	4/15/2020	35.49	26.05	9.44	<1	<1	<1	<2	<2	<1	<0.1	<1
MW-17	7/16/2020	35.49	26.27	9.22	<1	<1	<1	<2	<2	<1	<0.1	<1
MW-17	10/20/2020	35.49	26.44	9.05	<1.0	<1.0	<1.0	<3.0	<6.0	<1.0	<0.10	<1.0
MW-17	1/12/2021	35.49	25.76	9.73	<1.0	<1.0	<1.0	<3.0	<6.0	<1.0	<0.10	<1.0
MW-17	4/27/2021	35.49	24.81	10.68	<1.0	<1.0	<1.0	<3.0	<6.0	<1.0	<0.10	<1.0
MW-17	7/26/2021	35.49	24.31	11.18	<1.0	<1.0	<1.0	<3.0	<6.0	<1.0	<0.10	<1.0
MW-17	10/12/2021	35.49	24.80	10.69	<1.0	<1.0	<1.0	<3.0	<6.0	<1.0	<0.10	<1.0
MW-17	2/21/2022	35.49	25.84	9.65	<1.0	<1.0	<1.0	<3.0	<6.0	<1.0	<0.10	<1.0
MW-17	5/9/2022	35.49	25.59	9.90	<1.0	<1.0	<1.0	<3.0	<6.0	<1.0	<0.10	<1.0
MW-17	6/8/2022	35.49	25.12	10.37	<1.0	<1.0	<1.0	<3.0	<6.0	<1.0	<0.10	<1.0
MW-17	7/13/2022	35.49	25.08	10.41	<1.0	<1.0	<1.0	<3.0	<6.0	<1.0	<0.10	<1.0
MW-17	8/22/2022	35.49	25.26	10.23	<1.0	<1.0	<1.0	<3.0	<6.0	<1.0	<0.10	<1.0
MW-17	9/14/2022	35.49	25.58	9.91	<1.0	<1.0	<1.0	<3.0	<6.0	<1.0	<0.10	<1.0
MW-18	6/5/2012	35.82	28.73	7.09	<1	<1	<1	<2	<2	<1	<0.1	<1
MW-18	9/5/2012	35.82	28.34	7.48	<1	<1	<1	<2	<2	<1	<0.1	<1
MW-18	12/4/2012	35.82	28.30	7.52	<1	<1	<1	<2	<2	<1	0.23	<1
MW-18	1/7/2013	35.82	28.16	7.66	<1	<1	<1	<2	<2	<1	<0.1	<1
MW-18	3/4/2013	35.82	27.98	7.84	<1	<1	<1	<2	<2	<1	<0.1	<1
MW-18	6/4/2013	35.82	27.79	8.03	<1	<1	<1	<2	<2	<1	<0.1	<1

Table 3 - Groundwater Monitoring Results - Data Summary
3rd Quarter Report - 2022
Chester River Hospital Center
100 Brown Street
Chestertown, MD 21620

Well No.	Date	Top of Casing Elevation (ft)	Depth to GW (ft)	GW Elevation (ft)	Benzene (µg/L)	Toluene (µg/L)	Ethyl-benzene (µg/L)	Xylenes (µg/L)	Total BTEX (µg/L)	MTBE (µg/L)	TPH-DRO (mg/L)	Naphthalene (µg/L)
MDE GW Cleanup Standards for Type I and II Aquifers (*Standards Revised October 2018)					**5**	**1,000**	**700**	**1,000***	**NA**	**20**	**0.047**	**0.17***
MW-18	6/17/2013	35.82	28.09	7.73	NS	NS	NS	NS	NS	NS	<0.1	NS
MW-18	8/21/2013	-	-	-	NS	NS	NS	NS	NS	NS	<0.1	NS
MW-18	1/30/2014	35.82	30.05	5.77	<1	<1	<1	<2	<2	<1	0.13	<1
MW-18	4/28/2014	35.82	28.83	6.99	<1	<1	<1	<2	<2	<1	<0.1	<1
MW-18	7/23/2014	35.82	27.34	8.48	<1	<1	<1	<2	<2	<1	<0.1	<1
MW-18	8/14/2014	35.82	27.56	8.26	<1	<1	<1	<2	<2	<1	<0.1	<1
MW-18	9/19/2014	35.82	27.36	8.46	<1	<1	<1	<2	<2	<1	<0.1	<1
MW-18	10/23/2014	35.82	27.83	7.99	<1	<1	<1	<2	<2	<1	<0.1	<1
MW-18	11/20/2014	35.82	27.91	7.91	<1	<1	<1	<2	<2	<1	<0.1	<1
MW-18	1/21/2015	35.82	27.01	8.81	<1	<1	<1	<2	<2	<1	<0.1	<1
MW-18	4/22/2015	35.82	27.32	8.50	<1	<1	<1	<2	<2	<1	<0.1	<1
MW-18	7/28/2015	35.82	27.08	8.74	<1	<1	<1	<2	<2	<1	<0.1	<1
MW-18	10/19/2015	35.82	28.03	7.79	<1	<1	<1	<2	<2	<1	<0.1	<1
MW-18	1/5/2016	35.82	27.98	7.84	<1	<1	<1	<2	<2	<1	<0.1	<1
MW-18	4/21/2016	35.82	27.65	8.17	<1	<1	<1	<2	<2	<1	<0.1	<1
MW-18	7/27/2016	35.82	27.39	8.43	<1	<1	<1	<2	<2	<1	<0.1	<1
MW-18	10/26/2016	35.82	28.16	7.66	<1	<1	<1	<2	<2	<1	<0.1	<1
MW-18	1/18/2017	35.82	27.87	7.95	<1	<1	<1	<2	<2	<1	<0.1	<1
MW-18	4/20/2017	35.82	27.88	7.94	<1	<1	<1	<2	<2	<1	<0.1	<1
MW-18	7/18/2017	35.82	28.13	7.69	<1	<1	<1	<2	<2	<1	<0.1	<1
MW-18	10/25/2017	35.82	28.30	7.52	<1	<1	<1	<2	<2	<1	<0.1	<1
MW-18	1/24/2018	35.82	28.94	6.88	<1	<1	<1	<2	<2	<1	<0.1	<1
MW-18	4/25/2018	35.82	28.73	7.09	<1	<1	<1	<2	<2	<1	<0.1	<1
MW-18	7/25/2018	35.82	28.29	7.53	<1	<1	<1	<2	<2	<1	<0.1	<1
MW-18	10/17/2018	35.82	27.74	8.08	<1	<1	<1	<2	<2	<1	<0.1	<1
MW-18	1/23/2019	35.82	27.37	8.45	<1	<1	<1	<2	<2	<1	<0.1	<1
MW-18	4/24/2019	35.82	26.32	9.50	<1	<1	<1	<2	<2	<1	<0.1	<1
MW-18	7/24/2019	35.82	26.15	9.67	<1	<1	<1	<2	<2	<1	<0.1	<1
MW-18	10/23/2019	35.82	27.30	8.52	<1	<1	<1	<2	<2	<1	<0.1	<1
MW-18	1/15/2020	35.82	27.32	8.50	<1	<1	<1	<2	<2	<1	<0.1	<1
MW-18	4/15/2020	35.82	27.09	8.73	<1	<1	<1	<2	<2	<1	<0.1	<1

Table 3 - Groundwater Monitoring Results - Data Summary
3rd Quarter Report - 2022
Chester River Hospital Center
100 Brown Street
Chestertown, MD 21620

Well No.	Date	Top of Casing Elevation (ft)	Depth to GW (ft)	GW Elevation (ft)	Benzene (µg/L)	Toluene (µg/L)	Ethyl-benzene (µg/L)	Xylenes (µg/L)	Total BTEX (µg/L)	MTBE (µg/L)	TPH-DRO (mg/L)	Naphthalene (µg/L)
MDE GW Cleanup Standards for Type I and II Aquifers (*Standards Revised October 2018)					**5**	**1,000**	**700**	**1,000***	**NA**	**20**	**0.047**	**0.17***
MW-18	7/16/2020	35.82	27.23	8.59	<1	<1	<1	<2	<2	<1	<0.1	<1
MW-18	10/19/2020	35.82	27.41	8.41	<1.0	<1.0	<1.0	<3.0	<6.0	<1.0	<0.10	<1.0
MW-18	1/11/2021	35.82	26.72	9.10	<1.0	<1.0	<1.0	<3.0	<6.0	<1.0	<0.10	<1.0
MW-18	4/26/2021	35.82	25.81	10.01	<1.0	<1.0	<1.0	<3.0	<6.0	<1.0	<0.10	<1.0
MW-18	7/26/2021	35.82	25.40	10.42	<1.0	<1.0	<1.0	<3.0	<6.0	<1.0	<0.10	<1.0
MW-18	10/11/2021	35.82	25.88	9.94	<1.0	<1.0	<1.0	<3.0	<6.0	<1.0	<0.10	<1.0
MW-18	2/21/2022	35.82	26.81	9.01	<1.0	<1.0	<1.0	<3.0	<6.0	<1.0	<0.10	<1.0
MW-18	5/9/2022	35.82	26.65	9.17	<1.0	<1.0	<1.0	<3.0	<6.0	<1.0	<0.10	<1.0
MW-18	6/7/2022	35.82	26.20	9.62	<1.0	<1.0	<1.0	<3.0	<6.0	<1.0	<0.10	<1.0
MW-18	7/13/2022	35.82	26.15	9.67	<1.0	<1.0	<1.0	<3.0	<6.0	<1.0	<0.10	<1.0
MW-18	8/22/2022	35.82	26.42	9.40	<1.0	<1.0	<1.0	<3.0	<6.0	<1.0	<0.10	<1.0
MW-18	9/14/2022	35.82	26.79	9.03	<1.0	<1.0	<1.0	<3.0	<6.0	<1.0	<0.10	<1.0
MW-19	6/5/2012	38.85	32.60	6.25	<1	<1	<1	<2	<2	<1	<0.1	<1
MW-19	9/5/2012	38.85	29.91	8.94	<1	<1	<1	<2	<2	<1	<0.1	<1
MW-19	10/1/2012	38.85	30.00	8.85	<1	<1	<1	<2	<2	<1	<0.1	<1
MW-19	11/5/2012	38.85	30.07	8.78	<1	<1	<1	<2	<2	<1	<0.1	<1
MW-19	12/4/2012	38.85	29.89	8.96	<1	<1	<1	<2	<2	<1	0.86	<1
MW-19	1/7/2013	38.85	29.82	9.03	<1	<1	<1	<2	<2	<1	<0.1	5.1
MW-19	2/5/2013	38.85	29.67	9.18	<1	<1	<1	<2	<2	<1	0.17	<1
MW-19	3/4/2013	38.85	29.65	9.20	<1	<1	<1	<2	<2	<1	0.13	1
MW-19	4/8/2013	38.85	29.55	9.30	<1	<1	<1	<2	<2	<1	1.3	<1
MW-19	5/6/2013	38.85	29.47	9.38	<1	<1	<1	<2	<2	<1	0.13	<1
MW-19	6/4/2013	38.85	29.41	9.44	<1	<1	<1	<2	<2	<1	0.36	<1
MW-19	6/17/2013	38.85	30.97	7.88	NS	NS	NS	NS	NS	NS	<0.1	NS
MW-19	7/24/2013	38.85	32.96	5.89	NS	NS	NS	NS	NS	NS	0.14	NS
MW-19	8/21/2013	38.85	33.33	5.52	NS	NS	NS	NS	NS	NS	<0.1	NS
MW-19	9/24/2013	38.85	33.51	5.34	NS	NS	NS	NS	NS	NS	<0.1	NS
MW-19	10/21/2013	38.85	32.85	6.00	NS	NS	NS	NS	NS	NS	<0.1	NS
MW-19	11/18/2013	38.85	32.99	5.86	NS	NS	NS	NS	NS	NS	<0.1	NS
MW-19	12/18/2013	38.85	33.23	5.62	NS	NS	NS	NS	NS	NS	<0.1	NS

Table 3 - Groundwater Monitoring Results - Data Summary
3rd Quarter Report - 2022
Chester River Hospital Center
100 Brown Street
Chestertown, MD 21620

Well No.	Date	Top of Casing Elevation (ft)	Depth to GW (ft)	GW Elevation (ft)	Benzene (µg/L)	Toluene (µg/L)	Ethyl-benzene (µg/L)	Xylenes (µg/L)	Total BTEX (µg/L)	MTBE (µg/L)	TPH-DRO (mg/L)	Naphthalene (µg/L)
MDE GW Cleanup Standards for Type I and II Aquifers (*Standards Revised October 2018)					**5**	**1,000**	**700**	**1,000***	**NA**	**20**	**0.047**	**0.17***
MW-19	1/30/2014	38.85	33.23	5.62	<1	<1	<1	<2	<2	<1	0.12	<1
MW-19	2/24/2014	38.85	32.97	5.88	NS	NS	NS	NS	NS	NS	<0.1	NS
MW-19	3/24/2014	38.85	33.06	5.79	NS	NS	NS	NS	NS	NS	<0.1	NS
MW-19	4/28/2014	38.85	32.65	6.20	<1	<1	<1	<2	<2	<1	<0.1	<1
MW-19	5/20/2014	38.85	32.33	6.52	NS	NS	NS	NS	NS	NS	<0.1	NS
MW-19	6/24/2014	38.85	29.95	8.90	NS	NS	NS	NS	NS	NS	<0.1	NS
MW-19	7/29/2014	38.85	29.33	9.52	<1	<1	<1	<2	<2	<1	0.14	<1
MW-19	8/14/2014	38.85	30.24	8.61	<1	<1	<1	<2	<2	<1	<0.1	<1
MW-19	9/19/2014	38.85	29.98	8.87	<1	<1	<1	<2	<2	<1	<0.1	<1
MW-19	10/23/2014	38.85	31.32	7.53	<1	<1	<1	<2	<2	<1	<0.1	<1
MW-19	11/21/2014	38.85	30.58	8.27	<1	<1	<1	<2	<2	<1	<0.1	<1
MW-19	12/17/2014	38.85	31.13	7.72	<1	<1	<1	<2	<2	<1	<0.1	<1
MW-19	1/22/2015	38.85	29.66	9.19	<1	<1	<1	<2	<2	<1	<0.1	<1
MW-19	2/19/2015	38.85	30.98	7.87	<1	<1	<1	<2	<2	<1	0.1	<1
MW-19	3/26/2015	38.85	30.75	8.10	<1	<1	<1	<2	<2	<1	0.1	<1
MW-19	4/23/2015	38.85	30.90	7.95	<1	<1	<1	<2	<2	<1	<0.1	<1
MW-19	5/28/2015	38.85	30.46	8.39	<1	<1	<1	<2	<2	<1	<0.1	<1
MW-19	6/23/2015	38.85	30.03	8.82	<1	<1	<1	<2	<2	<1	<0.1	<1
MW-19	7/29/2015	38.85	30.30	8.55	<1	<1	<1	<2	<2	<1	<0.1	<1
MW-19	8/20/2015	38.85	29.65	9.20	<1	<1	<1	<2	<2	<1	<0.1	<1
MW-19	9/22/2015	38.85	31.23	7.62	NS	NS	NS	NS	NS	NS	<0.1	NS
MW-19	10/20/2015	38.85	31.54	7.31	<1	<1	<1	<2	<2	<1	<0.1	<1
MW-19	11/19/2015	38.85	31.32	7.53	<1	<1	<1	<2	<2	<1	<0.1	<1
MW-19	12/17/2015	38.85	31.62	7.23	NS	NS	NS	NS	NS	NS	<0.1	NS
MW-19	1/5/2016	38.85	31.33	7.52	<1	<1	<1	<2	<2	<1	<0.1	<1
MW-19	2/22/2016	38.85	31.97	6.88	NS	NS	NS	NS	NS	NS	<0.1	NS
MW-19	3/16/2016	38.85	31.54	7.31	NS	NS	NS	NS	NS	NS	<0.1	NS
MW-19	4/21/2016	38.85	31.29	7.56	<1	<1	<1	<2	<2	<1	<0.1	<1
MW-19	5/24/2016	38.85	30.21	8.64	NS	NS	NS	NS	NS	NS	<0.1	NS
MW-19	6/22/2016	38.85	30.78	8.07	NS	NS	NS	NS	NS	NS	<0.1	NS
MW-19	7/27/2016	-	-	-	<1	<1	<1	<2	<2	<1	<0.1	<1

Table 3 - Groundwater Monitoring Results - Data Summary
3rd Quarter Report - 2022
Chester River Hospital Center
100 Brown Street
Chestertown, MD 21620

Well No.	Date	Top of Casing Elevation (ft)	Depth to GW (ft)	GW Elevation (ft)	Benzene (µg/L)	Toluene (µg/L)	Ethyl-benzene (µg/L)	Xylenes (µg/L)	Total BTEX (µg/L)	MTBE (µg/L)	TPH-DRO (mg/L)	Naphthalene (µg/L)
MDE GW Cleanup Standards for Type I and II Aquifers (*Standards Revised October 2018)					**5**	**1,000**	**700**	**1,000***	**NA**	**20**	**0.047**	**0.17***
MW-19	8/24/2016	38.85	31.67	7.18	NS	NS	NS	NS	NS	NS	<0.1	NS
MW-19	9/28/2016	38.85	31.75	7.10	NS	NS	NS	NS	NS	NS	<0.1	NS
MW-19	10/27/2016	38.85	31.83	7.02	<1	<1	<1	<2	<2	<1	0.1	<1
MW-19	11/17/2016	38.85	31.96	6.89	NS	NS	NS	NS	NS	NS	<0.1	NS
MW-19	12/20/2016	38.85	32.05	6.80	NS	NS	NS	NS	NS	NS	<0.1	NS
MW-19	1/18/2017	38.85	31.27	7.58	<1	<1	<1	<2	<2	<1	<0.1	<1
MW-19	4/20/2017	38.85	30.64	8.21	<1	<1	<1	<2	<2	<1	<0.1	<1
MW-19	7/18/2017	38.85	30.85	8.00	<1	<1	<1	<2	<2	<1	<0.1	<1
MW-19	10/27/2017	38.85	31.02	7.83	<1	<1	<1	<2	<2	<1	<0.1	<1
MW-19	1/24/2018	38.85	32.52	6.33	<1	<1	<1	<2	<2	<1	<0.1	<1
MW-19	4/25/2018	38.85	32.14	6.71	<1	<1	<1	<2	<2	<1	0.12	<1
MW-19	7/26/2018	38.85	31.78	7.07	<1	<1	<1	<2	<2	<1	<0.1	<1
MW-19	10/17/2018	38.85	30.92	7.93	<1	<1	<1	<2	<2	<1	<0.1	<1
MW-19	1/23/2019	38.85	30.78	8.07	<1	<1	<1	<2	<2	<1	<0.1	<1
MW-19	4/24/2019	38.85	29.48	9.37	<1	<1	<1	<2	<2	<1	<0.1	<1
MW-19	7/25/2019	38.85	28.84	10.01	<1	<1	<1	<2	<2	<1	<0.1	<1
MW-19	10/24/2019	38.85	30.22	8.63	<1	<1	<1	<2	<2	<1	<0.1	<1
MW-19	1/16/2020	38.85	30.18	8.67	<1	<1	<1	<2	<2	<1	<0.1	<1
MW-19	4/16/2020	38.85	29.40	9.45	<1	<1	<1	<2	<2	<1	<0.1	<1
MW-19	7/16/2020	38.85	30.38	8.47	<1	<1	<1	<2	<2	<1	<0.1	<1
MW-19	10/20/2020	38.85	30.40	8.45	<1.0	<1.0	<1.0	<3.0	<6.0	<1.0	<0.10	<1.0
MW-19	1/11/2021	38.85	30.02	8.83	<1.0	<1.0	<1.0	<3.0	<6.0	<1.0	<0.10	<1.0
MW-19	4/27/2021	38.85	28.83	10.02	<1.0	<1.0	<1.0	<3.0	<6.0	<1.0	<0.10	<1.0
MW-19	7/27/2021	38.85	27.95	10.90	<1.0	<1.0	<1.0	<3.0	<6.0	<1.0	<0.10	<1.0
MW-19	10/12/2021	38.85	28.25	10.60	<1.0	<1.0	<1.0	<3.0	<6.0	<1.0	<0.10	<1.0
MW-19	2/21/2022	38.85	29.52	9.33	<1.0	<1.0	<1.0	<3.0	<6.0	<1.0	<0.10	<1.0
MW-19	5/9/2022	38.85	28.63	10.22	<1.0	<1.0	<1.0	<3.0	<6.0	<1.0	<0.10	<1.0
MW-19	6/9/2022	38.85	28.15	10.70	<1.0	<1.0	<1.0	<3.0	<6.0	<1.0	<0.10	<1.0
MW-19	7/13/2022	38.85	28.02	10.83	<1.0	<1.0	<1.0	<3.0	<6.0	<1.0	<0.10	<1.0
MW-19	8/23/2022	38.85	28.14	10.71	<1.0	<1.0	1.5	<3.0	<6.5	<1.0	<0.10	14
MW-19	9/15/2022	38.85	28.44	10.41	<1.0	<1.0	<1.0	<3.0	<6.0	<1.0	<0.10	3.7

Table 3 - Groundwater Monitoring Results - Data Summary
3rd Quarter Report - 2022
Chester River Hospital Center
100 Brown Street
Chestertown, MD 21620

Well No.	Date	Top of Casing Elevation (ft)	Depth to GW (ft)	GW Elevation (ft)	Benzene (µg/L)	Toluene (µg/L)	Ethyl-benzene (µg/L)	Xylenes (µg/L)	Total BTEX (µg/L)	MTBE (µg/L)	TPH-DRO (mg/L)	Naphthalene (µg/L)
MDE GW Cleanup Standards for Type I and II Aquifers (*Standards Revised October 2018)					**5**	**1,000**	**700**	**1,000***	**NA**	**20**	**0.047**	**0.17***
MW-20	6/5/2012	38.72	32.63	6.09	<1	<1	<1	<2	<2	<1	1.3	<1
MW-20	7/27/2012	38.72	30.11	8.61	<1	<1	<1	<2	<2	<1	1.9	<1
MW-20	9/5/2012	38.72	29.74	8.98	<1	<1	<1	<2	<2	<1	1.8	<1
MW-20	10/1/2012	38.72	29.84	8.88	<1	<1	<1	<2	<2	<1	4	<1
MW-20	11/5/2012	38.72	29.92	8.80	<1	<1	<1	<2	<2	<1	2.5	<1
MW-20	12/4/2012	38.72	29.72	9.00	<1	<1	<1	<2	<2	<1	1.9	<1
MW-20	1/7/2013	38.72	29.68	9.04	<1	<1	<1	<2	<2	<1	0.68	2.2
MW-20	2/5/2013	38.72	29.57	9.15	<1	<1	<1	<2	<2	<1	0.95	<1
MW-20	3/4/2013	38.72	29.49	9.23	<1	<1	<1	<2	<2	<1	2.2	<1
MW-20	4/8/2013	38.72	29.40	9.32	<1	<1	<1	<2	<2	<1	1	<1
MW-20	5/6/2013	38.72	29.31	9.41	<1	<1	<1	<2	<2	<1	1.8	<1
MW-20	6/4/2013	38.72	29.24	9.48	<1	<1	<1	<2	<2	<1	1.6	<1
MW-20	6/17/2013	38.72	31.08	7.64	NS	NS	NS	NS	NS	NS	1.9	NS
MW-20	7/24/2013	38.72	32.96	5.76	NS	NS	NS	NS	NS	NS	2.2	NS
MW-20	8/21/2013	38.72	33.33	5.39	NS	NS	NS	NS	NS	NS	2	NS
MW-20	9/24/2013	38.72	33.51	5.21	NS	NS	NS	NS	NS	NS	1.1	NS
MW-20	10/21/2013	38.72	32.91	5.81	NS	NS	NS	NS	NS	NS	2.4	NS
MW-20	11/18/2013	38.72	33.00	5.72	NS	NS	NS	NS	NS	NS	2.8	NS
MW-20	12/18/2013	38.72	33.26	5.46	NS	NS	NS	NS	NS	NS	2.4	NS
MW-20	1/30/2014	38.72	33.29	5.43	<1	<1	<1	<2	<2	<1	5.7	<1
MW-20	2/24/2014	38.72	33.06	5.66	NS	NS	NS	NS	NS	NS	0.58	NS
MW-20	3/24/2014	38.72	33.13	5.59	NS	NS	NS	NS	NS	NS	4.4	NS
MW-20	4/28/2014	38.72	32.71	6.01	<1	<1	<1	<2	<2	<1	0.7	<1
MW-20	5/20/2014	38.72	32.42	6.30	NS	NS	NS	NS	NS	NS	0.74	NS
MW-20	6/24/2014	38.72	29.78	8.94	NS	NS	NS	NS	NS	NS	0.12	NS
MW-20	7/29/2014	38.72	29.17	9.55	<1	<1	<1	<2	<2	<1	0.33	<1
MW-20	8/14/2014	38.72	30.08	8.64	<1	<1	<1	<2	<2	<1	<0.1	<1
MW-20	9/19/2014	38.72	29.95	8.77	<1	<1	<1	<2	<2	<1	0.94	<1
MW-20	10/24/2014	38.72	31.32	7.40	<1	<1	<1	<2	<2	<1	0.22	<1
MW-20	11/21/2014	38.72	30.43	8.29	<1	<1	<1	<2	<2	<1	0.3	<1

Table 3 - Groundwater Monitoring Results - Data Summary
3rd Quarter Report - 2022
Chester River Hospital Center
100 Brown Street
Chestertown, MD 21620

Well No.	Date	Top of Casing Elevation (ft)	Depth to GW (ft)	GW Elevation (ft)	Benzene (µg/L)	Toluene (µg/L)	Ethyl-benzene (µg/L)	Xylenes (µg/L)	Total BTEX (µg/L)	MTBE (µg/L)	TPH-DRO (mg/L)	Naphthalene (µg/L)
MDE GW Cleanup Standards for Type I and II Aquifers (*Standards Revised October 2018)					**5**	**1,000**	**700**	**1,000***	**NA**	**20**	**0.047**	**0.17***
MW-20	12/17/2014	38.72	31.13	7.59	<1	<1	<1	<2	<2	<1	0.24	<1
MW-20	1/22/2015	38.72	29.68	9.04	<1	<1	<1	<2	<2	<1	<0.1	<1
MW-20	2/18/2015	38.72	30.98	7.74	<1	<1	<1	<2	<2	<1	0.47	<1
MW-20	3/26/2015	38.72	30.77	7.95	<1	<1	<1	<2	<2	<1	0.37	<1
MW-20	4/23/2015	38.72	30.91	7.81	<1	<1	<1	<2	<2	<1	<0.1	<1
MW-20	5/28/2015	38.72	30.47	8.25	<1	<1	<1	<2	<2	<1	<0.1	<1
MW-20	6/23/2015	38.72	30.03	8.69	<1	<1	<1	<2	<2	<1	0.15	<1
MW-20	7/29/2015	38.72	30.29	8.43	<1	<1	<1	<2	<2	<1	<0.1	<1
MW-20	8/20/2015	38.72	29.61	9.11	<1	<1	<1	<2	<2	<1	<0.1	<1
MW-20	9/22/2015	38.72	31.29	7.43	NS	NS	NS	NS	NS	NS	0.16	NS
MW-20	10/20/2015	38.72	31.56	7.16	<1	<1	<1	<2	<2	<1	0.24	<1
MW-20	11/19/2015	38.72	31.32	7.40	<1	<1	<1	<2	<2	<1	<0.1	<1
MW-20	12/17/2015	38.72	31.65	7.07	NS	NS	NS	NS	NS	NS	0.16	NS
MW-20	1/5/2016	38.72	31.29	7.43	<1	<1	<1	<2	<2	<1	0.23	<1
MW-20	2/22/2016	38.72	32.08	6.64	NS	NS	NS	NS	NS	NS	1.2	NS
MW-20	3/16/2016	38.72	31.62	7.10	NS	NS	NS	NS	NS	NS	1.8	NS
MW-20	4/21/2016	38.72	31.33	7.39	<1	<1	<1	<2	<2	<1	7	<1
MW-20	5/24/2016	38.72	30.10	8.62	NS	NS	NS	NS	NS	NS	6.5	NS
MW-20	6/22/2016	38.72	30.82	7.90	NS	NS	NS	NS	NS	NS	1.7	NS
MW-20	7/27/2016	38.72	-	-	<10	<10	<10	<2.0	<10	<10	7.1	<10
MW-20	8/24/2016	38.72	31.69	7.03	NS	NS	NS	NS	NS	NS	5.5	NS
MW-20	9/28/2016	38.72	31.79	6.93	NS	NS	NS	NS	NS	NS	5	NS
MW-20	10/27/2016	38.72	31.86	6.86	<5	<5	<5	<10	<10	<5	5	<5
MW-20	11/17/2016	38.72	31.97	6.75	NS	NS	NS	NS	NS	NS	2.2	NS
MW-20	12/20/2016	38.72	32.04	6.68	NS	NS	NS	NS	NS	NS	3.2	NS
MW-20	1/18/2017	38.72	31.25	7.47	<1	<1	<1	<2	<2	<1	3.4	<1
MW-20	4/20/2017	38.72	30.59	8.13	<1	<1	<1	<2	<2	<1	4.3	<1
MW-20	7/19/2017	38.72	30.85	7.87	<1	<1	<1	<2	<2	<1	11[1]	<1
MW-20	10/27/2017	38.72	30.99	7.73	<1	<1	<1	<2	<2	<1	4.9	<1
MW-20	1/30/2018	38.72	32.51	6.21	<1	<1	<1	<2	<2	<1	4	<1
MW-20	4/25/2018	38.72	29.51	9.21	<1	<1	<1	<2	<2	<1	6.2	<1

Table 3 - Groundwater Monitoring Results - Data Summary
3rd Quarter Report - 2022
Chester River Hospital Center
100 Brown Street
Chestertown, MD 21620

Well No.	Date	Top of Casing Elevation (ft)	Depth to GW (ft)	GW Elevation (ft)	Benzene (µg/L)	Toluene (µg/L)	Ethyl-benzene (µg/L)	Xylenes (µg/L)	Total BTEX (µg/L)	MTBE (µg/L)	TPH-DRO (mg/L)	Naphthalene (µg/L)
MDE GW Cleanup Standards for Type I and II Aquifers (*Standards Revised October 2018)					**5**	**1,000**	**700**	**1,000***	**NA**	**20**	**0.047**	**0.17***
MW-20	7/26/2018	38.72	31.82	6.90	<1	<1	<1	<2	<2	<1	2.9	<1
MW-20	10/17/2018	38.72	30.93	7.79	<1	<1	<1	<2	<2	<1	2.8	<1
MW-20	1/23/2019	38.72	30.76	7.96	<1	<1	<1	<2	<2	<1	3.6	<1
MW-20	4/24/2019	38.72	29.47	9.25	<1	<1	<1	<2	<2	<1	1.8	<1
MW-20	7/25/2019	38.72	28.65	10.07	<1	<1	<1	<2	<2	<1	1.2	<1
MW-20	10/24/2019	38.72	30.08	8.64	<1	<1	<1	<2	<2	<1	2.5	<1
MW-20	1/16/2020	38.72	29.99	8.73	<1	<1	<1	<2	<2	<1	1.2	<1
MW-20	4/16/2020	38.72	29.34	9.38	<1	<1	<1	<2	<2	<1	1.4	<1
MW-20	7/16/2020	38.72	30.36	8.36	<1	<1	<1	<2	<2	<1	2.8	<1
MW-20	10/20/2020	38.72	30.38	8.34	<1.0	<1.0	<1.0	<3.0	<6.0	<1.0	1.8	<1.0
MW-20	1/11/2021	38.72	29.94	8.78	<1.0	<1.0	<1.0	<1.0	<1.0	<3.0	1.8	<1.0
MW-20	4/27/2021	38.72	28.70	10.02	<1.0	<1.0	<1.0	<3.0	<6.0	<1.0	1	<1.0
MW-20	7/29/2021	38.72	27.76	10.96	<1.0	<1.0	<1.0	<3.0	<6.0	<1.0	1.6	<1.0
MW-20	10/12/2021	38.72	28.08	10.64	<1.0	<1.0	<1.0	<3.0	<6.0	<1.0	2.2	<1.0
MW-20	2/21/2022	38.72	29.47	9.25	<1.0	<1.0	<1.0	<3.0	<6.0	<1.0	2.2	<1.0
MW-20	5/9/2022	38.72	28.46	10.26	<1.0	<1.0	<1.0	<3.0	<6.0	<1.0	0.93	<1.0
MW-20	6/9/2022	38.72	27.97	10.75	<1.0	<1.0	<1.0	<3.0	<6.0	<1.0	0.7	<1.0
MW-20	7/13/2022	38.72	27.87	10.85	<1.0	<1.0	<1.0	<3.0	<6.0	<1.0	1.3	<1.0
MW-20	8/23/2022	38.72	27.96	10.76	<1.0	<1.0	<1.0	<3.0	<6.0	<1.0	0.99	<1.0
MW-20	9/15/2022	38.72	28.26	10.46	<1.0	<1.0	<1.0	<3.0	<6.0	<1.0	1.4	<1.0
MW-21	6/5/2012	38.55	31.26	7.29	<1	<1	<1	<2	<2	<1	<0.1	<1
MW-21	9/5/2012	38.55	29.61	8.94	<1	<1	<1	<2	<2	<1	<0.1	<1
MW-21	12/4/2012	38.55	29.56	8.99	<1	<1	<1	<2	<2	<1	<0.1	<1
MW-21	3/4/2013	38.55	29.33	9.22	<1	<1	<1	<2	<2	<1	<0.1	<1
MW-21	6/4/2013	38.55	29.09	9.46	<1	<1	<1	<2	<2	<1	<0.1	<1
MW-21	8/21/2013	-	-	-	<1	<1	<1	<2	<2	<1	<0.1	<1
MW-21	2/1/2014	38.55	31.22	7.33	<1	<1	<1	<2	<2	<1	<0.1	<1
MW-21	4/28/2014	38.55	31.63	6.92	<1	<1	<1	<2	<2	<1	<0.1	<1
MW-21	7/23/2014	38.55	28.97	9.58	<1	<1	<1	<2	<2	<1	<0.1	<1
MW-21	10/23/2014	38.55	30.37	8.18	<1	<1	<1	<2	<2	<1	<0.1	<1

Table 3 - Groundwater Monitoring Results - Data Summary
3rd Quarter Report - 2022
Chester River Hospital Center
100 Brown Street
Chestertown, MD 21620

Well No.	Date	Top of Casing Elevation (ft)	Depth to GW (ft)	GW Elevation (ft)	Benzene (µg/L)	Toluene (µg/L)	Ethyl-benzene (µg/L)	Xylenes (µg/L)	Total BTEX (µg/L)	MTBE (µg/L)	TPH-DRO (mg/L)	Naphthalene (µg/L)
MDE GW Cleanup Standards for Type I and II Aquifers (*Standards Revised October 2018)					**5**	**1,000**	**700**	**1,000***	**NA**	**20**	**0.047**	**0.17***
MW-21	1/22/2015	38.55	28.92	9.63	<1	<1	<1	<2	<2	<1	<0.1	<1
MW-21	4/23/2015	38.55	29.92	8.63	<1	<1	<1	<2	<2	<1	<0.1	<1
MW-21	7/29/2015	38.55	29.41	9.14	<1	<1	<1	<2	<2	<1	<0.1	<1
MW-21	10/20/2015	38.55	30.56	7.99	<1	<1	<1	<2	<2	<1	<0.1	<1
MW-21	1/5/2016	38.55	30.42	8.13	<1	<1	<1	<2	<2	<1	<0.1	<1
MW-21	4/21/2016	38.55	30.28	8.27	<1	<1	<1	<2	<2	<1	<0.1	<1
MW-21	7/27/2016	38.55	29.83	8.72	<1	<1	<1	<2	<2	<1	<0.1	<1
MW-21	10/27/2016	38.55	30.88	7.67	<1	<1	<1	<2	<2	<1	<0.1	<1
MW-21	1/19/2017	38.55	30.37	8.18	<1	<1	<1	<2	<2	<1	<0.1	<1
MW-21	4/20/2017	38.55	29.95	8.60	<1	<1	<1	<2	<2	<1	<0.1	<1
MW-21	7/19/2017	38.55	30.19	8.36	<1	<1	<1	<2	<2	<1	<0.1	<1
MW-21	10/26/2017	38.55	30.34	8.21	<1	<1	<1	<2	<2	<1	<0.1	<1
MW-21	1/24/2018	38.55	31.62	6.93	<1	<1	<1	<2	<2	<1	<0.1	<1
MW-21	4/26/2018	38.55	31.35	7.20	<1	<1	<1	<2	<2	<1	<0.1	<1
MW-21	7/26/2018	38.55	30.91	7.64	<1	<1	<1	<2	<2	<1	<0.1	<1
MW-21	10/18/2018	38.55	30.14	8.41	<1	<1	<1	<2	<2	<1	<0.1	<1
MW-21	1/24/2019	38.55	29.97	8.58	<1	<1	<1	<2	<2	<1	<0.1	<1
MW-21	4/25/2019	38.55	28.72	9.83	<1	<1	<1	<2	<2	<1	<0.1	<1
MW-21	7/25/2019	38.55	28.19	10.36	<1	<1	<1	<2	<2	<1	<0.1	<1
MW-21	10/24/2019	38.55	29.50	9.05	<1	<1	<1	<2	<2	<1	0.11	<1
MW-21	1/16/2020	38.55	29.54	9.01	<1	<1	<1	<2	<2	<1	<0.1	<1
MW-21	4/16/2020	38.55	28.91	9.64	<1	<1	<1	<2	<2	<1	<0.1	<1
MW-21	7/16/2020	38.55	29.60	8.95	<1	<1	<1	<2	<2	<1	<0.1	<1
MW-21	10/20/2020	38.55	29.71	8.84	<1.0	<1.0	<1.0	<3.0	<6.0	<1.0	<0.10	<1.0
MW-21	1/11/2021	38.55	29.26	9.29	<1.0	<1.0	<1.0	<3.0	<6.0	<1.0	<0.10	<1.0
MW-21	4/27/2021	38.55	28.15	10.40	<1.0	<1.0	<1.0	<3.0	<6.0	<1.0	<0.10	<1.0
MW-21	7/27/2021	38.55	27.40	11.15	<1.0	<1.0	<1.0	<3.0	<6.0	<1.0	<0.10	<1.0
MW-21	10/12/2021	38.55	27.76	10.79	<1.0	<1.0	<1.0	<3.0	<6.0	<1.0	<0.10	<1.0
MW-21	2/21/2022	38.55	28.92	9.63	<1.0	<1.0	<1.0	<3.0	<6.0	<1.0	<0.10	<1.0
MW-21	5/9/2022	38.55	28.30	10.25	<1.0	<1.0	<1.0	<3.0	<6.0	<1.0	<0.10	<1.0
MW-21	8/23/2022	38.55	27.84	10.71	<1.0	<1.0	<1.0	<3.0	<6.0	<1.0	<0.10	<1.0

Table 3 - Groundwater Monitoring Results - Data Summary
3rd Quarter Report - 2022
Chester River Hospital Center
100 Brown Street
Chestertown, MD 21620

Well No.	Date	Top of Casing Elevation (ft)	Depth to GW (ft)	GW Elevation (ft)	Benzene (µg/L)	Toluene (µg/L)	Ethyl-benzene (µg/L)	Xylenes (µg/L)	Total BTEX (µg/L)	MTBE (µg/L)	TPH-DRO (mg/L)	Naphthalene (µg/L)
MDE GW Cleanup Standards for Type I and II Aquifers (*Standards Revised October 2018)					**5**	**1,000**	**700**	**1,000***	**NA**	**20**	**0.047**	**0.17***
MW-22	9/5/2012	45.75	35.84	9.91	<1	<1	<1	<2	<2	<1	41.00	1.7
MW-22	12/5/2012	45.75	35.88	9.87	<1	<1	<1	<2	<2	<1	200.00	<1
MW-22	3/4/2013	47.04	36.95	10.09	<1	<1	<1	<2	<2	<1	4.50	1.3
MW-22	6/4/2013	47.04	36.77	10.27	<1	<1	<1	<2	<2	<1	44.00	<1
MW-22	1/30/2014	47.04	44.14	2.90	<1	<1	<1	<2	<2	<1	0.16	1.3
MW-22	4/28/2014	47.04	43.72	3.32	<1	<1	<1	<2	<2	<1	0.19	<1
MW-22	7/25/2014	47.04	36.59	10.45	<1	<1	<1	<2	<2	<1	0.25	1.1
MW-22	8/15/2014	47.04	37.54	9.50	<1	<1	<1	<2	<2	<1	0.41	2
MW-22	9/19/2014	47.04	42.72	4.32	<1	<1	<1	<2	<2	<1	0.35	2
MW-22	10/24/2014	47.04	43.68	3.36	<1	<1	<1	<2	<2	<1	<0.1	2.4
MW-22	11/21/2014	47.04	36.15	10.89	<1	<1	<1	<2	<2	<1	0.62	2.8
MW-22	1/23/2015	47.04	40.55	6.49	<1	<1	<1	<2	<2	<1	0.19	3.1
MW-22	4/24/2015	47.04	39.91	7.13	<1	<1	<1	<2	<2	<1	0.21	2.1
MW-22	7/30/2015	47.04	39.98	7.06	<1	<1	<1	<2	<2	<1	0.14	2.3
MW-22	10/21/2015	47.04	39.91	7.13	<1	<1	<1	<2	<2	<1	0.13	1.5
MW-22	1/7/2016	47.04	39.28	7.76	<1	<1	<1	<2	<2	<1	0.11	<1
MW-22	4/21/2016	-	-	-	<1	<1	<1	<2	<2	<1	0.23	1.3
MW-22	7/28/2016	47.04	41.68	5.36	<1	<1	<1	<2	<2	<1	0.25	1.8
MW-22	10/27/2016	47.04	44.66	2.38	<1	<1	<1	<2	<2	<1	0.31	1.4
MW-22	1/19/2017	47.04	45.63	1.41	<1	<1	<1	<2	<2	<1	<0.1	1.1
MW-22	4/20/2017	47.04	42.56	4.48	<1	<1	<1	<2	<2	<1	0.13	1.5
MW-22	10/27/2017	47.04	47.36	-0.32	<1	<1	<1	<2	<2	<1	0.14	<1
MW-22	1/25/2018	47.04	42.83	4.21	<1	<1	<1	<2	<2	<1	0.22	1
MW-22	4/26/2018	47.04	41.92	5.12	<1	<1	<1	<2	<2	<1	<0.1	<1
MW-22	7/26/2018	47.04	45.11	1.93	<1	<1	<1	<2	<2	<1	0.13	1.3
MW-22	10/18/2018	47.04	43.48	3.56	<1	<1	<1	<2	<2	<1	0.11	<1
MW-22	1/24/2019	47.04	38.71	8.33	<1	<1	<1	<2	<2	<1	<0.1	<1
MW-22	4/25/2019	47.04	41.95	5.09	<1	<1	<1	<2	<2	<1	0.16	1.8
MW-22	7/25/2019	47.04	37.58	9.46	<1	<1	<1	<2	<2	<1	0.83	3.2
MW-22	10/24/2019	47.04	45.50	1.54	<1	<1	<1	<2	<2	<1	0.18	1.6

Table 3 - Groundwater Monitoring Results - Data Summary
3rd Quarter Report - 2022
Chester River Hospital Center
100 Brown Street
Chestertown, MD 21620

Well No.	Date	Top of Casing Elevation (ft)	Depth to GW (ft)	GW Elevation (ft)	Benzene (µg/L)	Toluene (µg/L)	Ethyl-benzene (µg/L)	Xylenes (µg/L)	Total BTEX (µg/L)	MTBE (µg/L)	TPH-DRO (mg/L)	Naphthalene (µg/L)
MDE GW Cleanup Standards for Type I and II Aquifers (*Standards Revised October 2018)					**5**	**1,000**	**700**	**1,000***	**NA**	**20**	**0.047**	**0.17***
MW-22	1/16/2020	47.04	40.11	6.93	<1	<1	<1	<2	<2	<1	<0.1	1
MW-22	4/16/2020	47.04	40.02	7.02	<1	<1	<1	<2	<2	<1	0.16	2.2
MW-22	7/16/2020	47.04	41.16	5.88	<1	<1	<1	<2	<2	<1	0.12	2.3
MW-22	10/22/2020	47.04	40.15	6.89	<1.0	<1.0	<1.0	<3.0	<6.0	<1.0	0.11	2.6
MW-22	1/11/2021	47.04	39.37	7.67	<1.0	<1.0	<1.0	<3.0	<6.0	<1.0	<0.10	1.7
MW-22	4/29/2021	47.04	37.88	9.16	<1.0	<1.0	<1.0	<3.0	<6.0	<1.0	0.12	1.3
MW-22	7/29/2021	47.04	36.18	10.86	<1.0	<1.0	<1.0	<3.0	<6.0	<1.0	<0.10	2
MW-22	10/14/2021	47.04	36.35	10.69	<1.0	<1.0	<1.0	<3.0	<6.0	<1.0	0.11	1.4
MW-22	2/21/2022	47.04	38.20	8.84	<1.0	<1.0	<1.0	<3.0	<6.0	<1.0	0.12	1.6
MW-22	5/9/2022	47.04	36.00	11.04	<1.0	<1.0	<1.0	<3.0	<6.0	<1.0	<0.10	<1.0
MW-22	8/24/2022	47.04	35.45	11.59	<1.0	<1.0	<1.0	<3.0	<6.0	<1.0	<0.10	<1.0
MW-23	6/5/2012	35.95	28.98	6.97	<1	<1	<1	<2	<2	<1	<0.1	<1
MW-23	9/5/2012	35.95	28.55	7.40	<1	<1	<1	<2	<2	<1	<0.1	<1
MW-23	12/4/2012	35.95	28.40	7.55	<1	<1	<1	<2	<2	<1	11	<1
MW-23	1/7/2013	35.95	28.28	7.67	<1	<1	<1	<2	<2	<1	<0.1	<1
MW-23	3/4/2013	35.95	28.10	7.85	<1	<1	<1	<2	<2	<1	<0.1	<1
MW-23	6/4/2013	35.95	27.92	8.03	<1	<1	<1	<2	<2	<1	<0.1	<1
MW-23	6/17/2013	35.95	28.26	7.69	NS	NS	NS	NS	NS	NS	<0.1	NS
MW-23	8/21/2013	-	-	-	NS	NS	NS	NS	NS	NS	<0.1	NS
MW-23	1/30/2014	35.95	30.23	5.72	<1	<1	<1	<2	<2	<1	<0.1	<1
MW-23	4/28/2014	35.95	29.10	6.85	<1	<1	<1	<2	<2	<1	<0.1	<1
MW-23	7/23/2014	35.95	27.53	8.42	<1	<1	<1	<2	<2	<1	<0.1	<1
MW-23	8/14/2014	35.95	27.78	8.17	<1	<1	<1	<2	<2	<1	<0.1	<1
MW-23	9/19/2014	35.95	27.66	8.29	<1	<1	<1	<2	<2	<1	<0.1	<1
MW-23	10/23/2014	35.95	28.06	7.89	<1	<1	<1	<2	<2	<1	<0.1	<1
MW-23	11/20/2014	35.95	28.10	7.85	<1	<1	<1	<2	<2	<1	<0.1	<1
MW-23	1/21/2015	35.95	27.19	8.76	<1	<1	<1	<2	<2	<1	<0.1	<1
MW-23	4/22/2015	35.95	27.60	8.35	<1	<1	<1	<2	<2	<1	<0.1	<1
MW-23	7/28/2015	35.95	27.32	8.63	<1	<1	<1	<2	<2	<1	<0.1	<1
MW-23	10/19/2015	35.95	28.28	7.67	<1	<1	<1	<2	<2	<1	<0.1	<1

Table 3 - Groundwater Monitoring Results - Data Summary
3rd Quarter Report - 2022
Chester River Hospital Center
100 Brown Street
Chestertown, MD 21620

Well No.	Date	Top of Casing Elevation (ft)	Depth to GW (ft)	GW Elevation (ft)	Benzene (µg/L)	Toluene (µg/L)	Ethyl-benzene (µg/L)	Xylenes (µg/L)	Total BTEX (µg/L)	MTBE (µg/L)	TPH-DRO (mg/L)	Naphthalene (µg/L)
MDE GW Cleanup Standards for Type I and II Aquifers (*Standards Revised October 2018)					**5**	**1,000**	**700**	**1,000***	**NA**	**20**	**0.047**	**0.17***
MW-23	1/5/2016	35.95	28.21	7.74	<1	<1	<1	<2	<2	<1	<0.1	<1
MW-23	4/21/2016	35.95	27.87	8.08	<1	<1	<1	<2	<2	<1	<0.1	<1
MW-23	7/27/2016	35.95	27.82	8.13	<1	<1	<1	<2	<2	<1	<0.1	<1
MW-23	10/26/2016	35.95	28.41	7.54	<1	<1	<1	<2	<2	<1	<0.1	<1
MW-23	1/18/2017	35.95	28.07	7.88	<1	<1	<1	<2	<2	<1	<0.1	<1
MW-23	4/20/2017	35.95	28.05	7.90	<1	<1	<1	<2	<2	<1	<0.1	<1
MW-23	7/18/2017	35.95	28.30	7.65	<1	<1	<1	<2	<2	<1	<0.1	<1
MW-23	10/25/2017	35.95	28.48	7.47	<1	<1	<1	<2	<2	<1	<0.1	<1
MW-23	1/24/2018	35.95	29.15	6.80	<1	<1	<1	<2	<2	<1	<0.1	<1
MW-23	4/25/2018	35.95	28.96	6.99	<1	<1	<1	<2	<2	<1	<0.1	<1
MW-23	7/25/2018	35.95	28.52	7.43	<1	<1	<1	<2	<2	<1	<0.1	<1
MW-23	10/17/2018	35.95	27.94	8.01	<1	<1	<1	<2	<2	<1	<0.1	<1
MW-23	1/23/2019	35.95	27.64	8.31	<1	<1	<1	<2	<2	<1	<0.1	<1
MW-23	4/24/2019	35.95	26.58	9.37	<1	<1	<1	<2	<2	<1	<0.1	<1
MW-23	7/24/2019	35.95	26.38	9.57	<1	<1	<1	<2	<2	<1	<0.1	<1
MW-23	10/23/2019	35.95	27.52	8.43	<1	<1	<1	<2	<2	<1	<0.1	<1
MW-23	1/15/2020	35.95	27.52	8.43	<1	<1	<1	<2	<2	<1	<0.1	<1
MW-23	4/15/2020	35.95	27.27	8.68	<1	<1	<1	<2	<2	<1	<0.1	<1
MW-23	7/16/2020	35.95	27.46	8.49	<1	<1	<1	<2	<2	<1	<0.1	<1
MW-23	10/19/2020	35.95	27.63	8.32	<1.0	<1.0	<1.0	<3.0	<6.0	<1.0	<0.10	<1.0
MW-23	1/11/2021	35.95	26.98	8.97	<1.0	<1.0	<1.0	<3.0	<6.0	<1.0	<0.10	<1.0
MW-23	4/26/2021	35.95	26.07	9.88	<1.0	<1.0	<1.0	<3.0	<6.0	<1.0	<0.10	<1.0
MW-23	7/26/2021	35.95	25.62	10.33	<1.0	<1.0	<1.0	<3.0	<6.0	<1.0	<0.10	<1.0
MW-23	10/11/2021	35.95	26.06	9.89	<1.0	<1.0	<1.0	<3.0	<6.0	<1.0	<0.10	<1.0
MW-23	2/21/2022	35.95	27.01	8.94	<1.0	<1.0	<1.0	<3.0	<6.0	<1.0	<0.10	<1.0
MW-23	5/9/2022	35.95	26.82	9.13	<1.0	<1.0	<1.0	<3.0	<6.0	<1.0	<0.10	<1.0
MW-23	6/7/2022	35.95	26.36	9.59	<1.0	<1.0	<1.0	<3.0	<6.0	<1.0	<0.10	<1.0
MW-23	7/13/2022	35.95	26.31	9.64	<1.0	<1.0	<1.0	<3.0	<6.0	<1.0	<0.10	<1.0
MW-23	8/22/2022	35.95	26.57	9.38	<1.0	<1.0	<1.0	<3.0	<6.0	<1.0	<0.10	<1.0
MW-23	9/14/2022	35.95	26.89	9.06	<1.0	<1.0	<1.0	<3.0	<6.0	<1.0	<0.10	<1.0

Table 3 - Groundwater Monitoring Results - Data Summary
3rd Quarter Report - 2022
Chester River Hospital Center
100 Brown Street
Chestertown, MD 21620

Well No.	Date	Top of Casing Elevation (ft)	Depth to GW (ft)	GW Elevation (ft)	Benzene (µg/L)	Toluene (µg/L)	Ethyl-benzene (µg/L)	Xylenes (µg/L)	Total BTEX (µg/L)	MTBE (µg/L)	TPH-DRO (mg/L)	Naphthalene (µg/L)
MDE GW Cleanup Standards for Type I and II Aquifers (*Standards Revised October 2018)					**5**	**1,000**	**700**	**1,000***	**NA**	**20**	**0.047**	**0.17***
MW-24	6/5/2012	36.56	29.65	6.91	<1	<1	<1	<2	<2	<1	<0.1	<1
MW-24	9/5/2012	36.56	28.35	8.21	<1	<1	<1	<2	<2	<1	<0.1	<1
MW-24	10/1/2012	36.56	28.41	8.15	<1	<1	<1	<2	<2	<1	<0.1	<1
MW-24	11/5/2012	36.56	28.48	8.08	<1	<1	<1	<2	<2	<1	<0.1	<1
MW-24	12/4/2012	36.56	28.28	8.28	<1	<1	<1	<2	<2	<1	0.25	<1
MW-24	1/7/2013	36.56	28.16	8.40	<1	<1	<1	<2	<2	<1	<0.1	<1
MW-24	2/5/2013	36.56	28.03	8.53	<1	<1	<1	<2	<2	<1	<0.1	<1
MW-24	3/4/2013	36.56	27.99	8.57	<1	<1	<1	<2	<2	<1	<0.1	<1
MW-24	5/6/2013	36.56	27.86	8.70	<1	<1	<1	<2	<2	<1	<0.1	<1
MW-24	6/4/2013	36.56	27.80	8.76	<1	<1	<1	<2	<2	<1	<0.1	<1
MW-24	6/17/2013	36.56	28.48	8.08	NS	NS	NS	NS	NS	NS	<0.1	NS
MW-24	7/24/2013	36.56	29.96	6.60	NS	NS	NS	NS	NS	NS	0.11	NS
MW-24	8/21/2013	36.56	30.24	6.32	NS	NS	NS	NS	NS	NS	<0.1	NS
MW-24	9/24/2013	36.56	30.46	6.10	NS	NS	NS	NS	NS	NS	<0.1	NS
MW-24	10/21/2013	36.56	30.14	6.42	NS	NS	NS	NS	NS	NS	<0.1	NS
MW-24	11/18/2013	36.56	30.12	6.44	NS	NS	NS	NS	NS	NS	<0.1	NS
MW-24	12/18/2013	36.56	30.30	6.26	NS	NS	NS	NS	NS	NS	<0.1	NS
MW-24	1/30/2014	36.56	30.57	5.99	<1	<1	<1	<2	<2	<1	<0.1	<1
MW-24	2/24/2014	36.56	30.29	6.27	NS	NS	NS	NS	NS	NS	0.17	NS
MW-24	3/24/2014	36.56	30.19	6.37	NS	NS	NS	NS	NS	NS	<0.1	NS
MW-24	4/28/2014	36.56	29.73	6.83	<1	<1	<1	<2	<2	<1	<0.1	<1
MW-24	5/20/2014	36.56	29.47	7.09	NS	NS	NS	NS	NS	NS	<0.1	NS
MW-24	6/24/2014	36.56	28.10	8.46	NS	NS	NS	NS	NS	NS	<0.1	NS
MW-24	7/23/2014	36.56	27.57	8.99	<1	<1	<1	<2	<2	<1	<0.1	<1
MW-24	8/14/2014	36.56	28.12	8.44	<1	<1	<1	<2	<2	<1	<0.1	<1
MW-24	9/19/2014	36.56	27.67	8.89	<1	<1	<1	<2	<2	<1	<0.1	<1
MW-24	10/23/2014	36.56	28.51	8.05	<1	<1	<1	<2	<2	<1	<0.1	<1
MW-24	11/20/2014	36.56	28.43	8.13	<1	<1	<1	<2	<2	<1	0.47	<1
MW-24	12/17/2014	36.56	28.38	8.18	<1	<1	<1	<2	<2	<1	<0.1	<1
MW-24	1/21/2015	36.56	27.27	9.29	<1	<1	<1	<2	<2	<1	<0.1	<1
MW-24	2/19/2015	36.56	28.18	8.38	<1	<1	<1	<2	<2	<1	0.12	<1

Table 3 - Groundwater Monitoring Results - Data Summary
3rd Quarter Report - 2022
Chester River Hospital Center
100 Brown Street
Chestertown, MD 21620

Well No.	Date	Top of Casing Elevation (ft)	Depth to GW (ft)	GW Elevation (ft)	Benzene (µg/L)	Toluene (µg/L)	Ethyl-benzene (µg/L)	Xylenes (µg/L)	Total BTEX (µg/L)	MTBE (µg/L)	TPH-DRO (mg/L)	Naphthalene (µg/L)
MDE GW Cleanup Standards for Type I and II Aquifers (*Standards Revised October 2018)					**5**	**1,000**	**700**	**1,000***	**NA**	**20**	**0.047**	**0.17***
MW-24	3/25/2015	36.56	28.00	8.56	<1	<1	<1	<2	<2	<1	<0.1	<1
MW-24	4/22/2015	36.56	28.10	8.46	<1	<1	<1	<2	<2	<1	<0.1	<1
MW-24	5/28/2015	36.56	27.28	9.28	<1	<1	<1	<2	<2	<1	<0.1	<1
MW-24	6/23/2015	36.56	27.60	8.96	<1	<1	<1	<2	<2	<1	<0.1	<1
MW-24	7/28/2015	36.56	27.65	8.91	<1	<1	<1	<2	<2	<1	<0.1	<1
MW-24	8/20/2015	36.56	27.39	9.17	<1	<1	<1	<2	<2	<1	<0.1	<1
MW-24	9/22/2015	36.56	28.40	8.16	NS	NS	NS	NS	NS	NS	<0.1	NS
MW-24	10/19/2015	36.56	28.75	7.81	<1	<1	<1	<2	<2	<1	<0.1	<1
MW-24	11/19/2015	36.56	28.80	7.76	<1	<1	<1	<2	<2	<1	<0.1	<1
MW-24	12/17/2015	36.56	28.90	7.66	NS	NS	NS	NS	NS	NS	<0.1	NS
MW-24	1/5/2016	36.56	28.65	7.91	<1	<1	<1	<2	<2	<1	<0.1	<1
MW-24	2/22/2016	36.56	28.98	7.58	NS	NS	NS	NS	NS	NS	<0.1	NS
MW-24	3/16/2016	36.56	28.64	7.92	NS	NS	NS	NS	NS	NS	<0.1	NS
MW-24	4/21/2016	36.56	28.44	8.12	<1	<1	<1	<2	<2	<1	<0.1	<1
MW-24	5/24/2016	36.56	27.97	8.59	NS	NS	NS	NS	NS	NS	0.13	NS
MW-24	6/22/2016	36.56	28.06	8.50	NS	NS	NS	NS	NS	NS	<0.1	NS
MW-24	7/27/2016	36.56	28.06	8.50	<1	<1	<1	<2	<2	<1	<0.1	<1
MW-24	9/28/2016	36.56	28.97	7.59	NS	NS	NS	NS	NS	NS	0.15	NS
MW-24	10/26/2016	36.56	28.99	7.57	<1	<1	<1	<2	<2	<1	<0.1	<1
MW-24	11/17/2016	36.56	29.12	7.44	NS	NS	NS	NS	NS	NS	<0.1	NS
MW-24	12/20/2016	36.56	29.24	7.32	NS	NS	NS	NS	NS	NS	<0.1	NS
MW-24	1/18/2017	36.56	28.53	8.03	<1	<1	<1	<2	<2	<1	<0.1	<1
MW-24	4/20/2017	36.56	28.28	8.28	<1	<1	<1	<2	<2	<1	<0.1	<1
MW-24	7/18/2017	36.56	28.54	8.02	<1	<1	<1	<2	<2	<1	<0.1	<1
MW-24	10/25/2017	36.56	28.68	7.88	<1	<1	<1	<2	<2	<1	<0.1	<1
MW-24	1/24/2018	36.56	29.71	6.85	<1	<1	<1	<2	<2	<1	<0.1	<1
MW-24	4/25/2018	36.56	29.51	7.05	<1	<1	<1	<2	<2	<1	<0.1	<1
MW-24	7/25/2018	36.56	29.08	7.48	<1	<1	<1	<2	<2	<1	<0.1	<1
MW-24	10/17/2018	36.56	28.35	8.21	<1	<1	<1	<2	<2	<1	<0.1	<1
MW-24	1/23/2019	36.56	28.12	8.44	<1	<1	<1	<2	<2	<1	<0.1	<1
MW-24	4/24/2019	36.56	27.02	9.54	<1	<1	<1	<2	<2	<1	<0.1	<1

Table 3 - Groundwater Monitoring Results - Data Summary
3rd Quarter Report - 2022
Chester River Hospital Center
100 Brown Street
Chestertown, MD 21620

Well No.	Date	Top of Casing Elevation (ft)	Depth to GW (ft)	GW Elevation (ft)	Benzene (µg/L)	Toluene (µg/L)	Ethyl-benzene (µg/L)	Xylenes (µg/L)	Total BTEX (µg/L)	MTBE (µg/L)	TPH-DRO (mg/L)	Naphthalene (µg/L)
MDE GW Cleanup Standards for Type I and II Aquifers (*Standards Revised October 2018)					**5**	**1,000**	**700**	**1,000***	**NA**	**20**	**0.047**	**0.17***
MW-24	7/24/2019	36.56	26.58	9.98	<1	<1	<1	<2	<2	<1	<0.1	<1
MW-24	10/23/2019	36.56	27.78	8.78	<1	<1	<1	<2	<2	<1	<0.1	<1
MW-24	1/15/2020	36.56	27.84	8.72	<1	<1	<1	<2	<2	<1	<0.1	<1
MW-24	4/15/2020	36.56	27.36	9.20	<1	<1	<1	<2	<2	<1	<0.1	<1
MW-24	7/16/2020	36.56	27.78	8.78	<1	<1	<1	<2	<2	<1	<0.1	<1
MW-24	10/20/2020	36.56	28.03	8.53	<1.0	<1.0	<1.0	<3.0	<6.0	<1.0	<0.10	<1.0
MW-24	1/11/2021	36.56	27.51	9.05	<1.0	<1.0	<1.0	<3.0	<6.0	<1.0	<0.10	<1.0
MW-24	4/27/2021	36.56	26.44	10.12	<1.0	<1.0	<1.0	<3.0	<6.0	<1.0	<0.10	<1.0
MW-24	7/27/2021	36.56	25.83	10.73	<1.0	<1.0	<1.0	<3.0	<6.0	<1.0	<0.10	<1.0
MW-24	10/12/2021	36.56	26.21	10.35	<1.0	<1.0	<1.0	<3.0	<6.0	<1.0	<0.10	<1.0
MW-24	2/21/2022	36.56	27.29	9.27	<1.0	<1.0	<1.0	<3.0	<6.0	<1.0	<0.10	<1.0
MW-24	5/9/2022	36.56	26.89	9.67	<1.0	<1.0	<1.0	<3.0	<6.0	<1.0	<0.10	<1.0
MW-24	6/7/2022	36.56	26.42	10.14	<1.0	<1.0	<1.0	<3.0	<6.0	<1.0	<0.10	<1.0
MW-24	7/13/2022	36.56	26.30	10.26	<1.0	<1.0	<1.0	<3.0	<6.0	<1.0	<0.10	<1.0
MW-24	8/22/2022	36.56	26.49	10.07	<1.0	<1.0	<1.0	<3.0	<6.0	<1.0	<0.10	<1.0
MW-24	9/14/2022	36.56	26.76	9.80	<1.0	<1.0	<1.0	<3.0	<6.0	<1.0	<0.10	<1.0
MW-25	6/5/2012	36.10	28.76	7.34	<1	<1	<1	<2	<2	<1	<0.1	<1
MW-25	9/5/2012	36.10	28.18	7.92	<1	<1	<1	<2	<2	<1	<0.1	<1
MW-25	12/4/2012	36.10	28.08	8.02	<1	<1	<1	<2	<2	<1	<0.1	<1
MW-25	3/4/2013	36.10	27.78	8.32	<1	<1	<1	<2	<2	<1	<0.1	<1
MW-25	6/4/2013	36.10	27.57	8.53	<1	<1	<1	<2	<2	<1	<0.1	<1
MW-25	1/30/2014	36.10	30.04	6.06	<1	<1	<1	<2	<2	<1	<0.1	<1
MW-25	4/28/2014	36.10	28.94	7.16	<1	<1	<1	<2	<2	<1	0.33	<1
MW-25	7/23/2014	36.10	27.20	8.90	<1	<1	<1	<2	<2	<1	<0.1	<1
MW-25	8/14/2014	36.10	27.54	8.56	<1	<1	<1	<2	<2	<1	<0.1	<1
MW-25	9/19/2014	36.10	27.23	8.87	<1	<1	<1	<2	<2	<1	<0.1	<1
MW-25	11/21/2014	36.10	27.88	8.22	<1	<1	<1	<2	<2	<1	<0.1	<1
MW-25	1/21/2015	36.10	26.90	9.20	<1	<1	<1	<2	<2	<1	<0.1	<1
MW-25	4/22/2015	36.10	27.37	8.73	<1	<1	<1	<2	<2	<1	<0.1	<1
MW-25	7/29/2015	36.10	27.05	9.05	<1	<1	<1	<2	<2	<1	<0.1	<1

Table 3 - Groundwater Monitoring Results - Data Summary
3rd Quarter Report - 2022
Chester River Hospital Center
100 Brown Street
Chestertown, MD 21620

Well No.	Date	Top of Casing Elevation (ft)	Depth to GW (ft)	GW Elevation (ft)	Benzene (µg/L)	Toluene (µg/L)	Ethyl-benzene (µg/L)	Xylenes (µg/L)	Total BTEX (µg/L)	MTBE (µg/L)	TPH-DRO (mg/L)	Naphthalene (µg/L)
MDE GW Cleanup Standards for Type I and II Aquifers (*Standards Revised October 2018)					**5**	**1,000**	**700**	**1,000***	**NA**	**20**	**0.047**	**0.17***
MW-25	10/19/2015	36.10	28.09	8.01	<1	<1	<1	<2	<2	<1	<0.1	<1
MW-25	1/5/2016	36.10	28.03	8.07	<1	<1	<1	<2	<2	<1	<0.1	<1
MW-25	4/21/2016	36.10	27.73	8.37	<1	<1	<1	<2	<2	<1	<0.1	<1
MW-25	7/27/2016	36.10	27.40	8.70	<1	<1	<1	<2	<2	<1	<0.1	<1
MW-25	10/26/2016	36.10	28.28	7.82	<1	<1	<1	<2	<2	<1	<0.1	<1
MW-25	1/18/2017	36.10	27.90	8.20	<1	<1	<1	<2	<2	<1	<0.1	<1
MW-25	4/20/2017	36.10	27.84	8.26	<1	<1	<1	<2	<2	<1	<0.1	<1
MW-25	7/18/2017	36.10	28.09	8.01	<1	<1	<1	<2	<2	<1	<0.1	<1
MW-25	10/25/2017	36.10	28.27	7.83	<1	<1	<1	<2	<2	<1	<0.1	<1
MW-25	1/24/2018	36.10	29.07	7.03	<1	<1	<1	<2	<2	<1	<0.1	<1
MW-25	4/25/2018	36.10	28.86	7.24	<1	<1	<1	<2	<2	<1	<0.1	<1
MW-25	7/25/2018	36.10	28.41	7.69	<1	<1	<1	<2	<2	<1	<0.1	<1
MW-25	10/17/2018	36.10	27.77	8.33	<1	<1	<1	<2	<2	<1	<0.1	<1
MW-25	1/23/2019	36.10	27.46	8.64	<1	<1	<1	<2	<2	<1	<0.1	<1
MW-25	4/24/2019	36.10	26.34	9.76	<1	<1	<1	<2	<2	<1	<0.1	<1
MW-25	7/24/2019	36.10	26.07	10.03	<1	<1	<1	<2	<2	<1	<0.1	<1
MW-25	10/23/2019	36.10	27.26	8.84	<1	<1	<1	<2	<2	<1	<0.1	<1
MW-25	1/15/2020	36.10	27.33	8.77	<1	<1	<1	<2	<2	<1	<0.1	<1
MW-25	4/15/2020	36.10	27.03	9.07	<1	<1	<1	<2	<2	<1	<0.1	<1
MW-25	7/16/2020	36.10	27.27	8.83	<1	<1	<1	<2	<2	<1	<0.1	<1
MW-25	10/19/2020	36.10	27.44	8.66	<1.0	<1.0	<1.0	<3.0	<6.0	<1.0	<0.10	<1.0
MW-25	1/11/2021	36.10	26.80	9.30	<1.0	<1.0	<1.0	<3.0	<6.0	<1.0	<0.10	<1.0
MW-25	4/26/2021	36.10	25.81	10.29	<1.0	<1.0	<1.0	<3.0	<6.0	<1.0	<0.10	<1.0
MW-25	7/26/2021	36.10	25.30	10.80	<1.0	<1.0	<1.0	<3.0	<6.0	<1.0	<0.10	<1.0
MW-25	10/12/2021	36.10	25.76	10.34	<1.0	<1.0	<1.0	<3.0	<6.0	<1.0	<0.10	<1.0
MW-25	2/21/2022	36.10	26.80	9.30	<1.0	<1.0	<1.0	<3.0	<6.0	<1.0	<0.10	<1.0
MW-25	5/9/2022	36.10	26.45	9.65	<1.0	<1.0	<1.0	<3.0	<6.0	<1.0	<0.10	<1.0
MW-25	6/7/2022	36.10	26.09	10.01	<1.0	<1.0	<1.0	<3.0	<6.0	<1.0	<0.10	<1.0
MW-25	7/13/2022	36.10	26.00	10.10	<1.0	<1.0	<1.0	<3.0	<6.0	<1.0	<0.10	<1.0
MW-25	8/22/2022	36.10	26.21	9.89	<1.0	<1.0	<1.0	<3.0	<6.0	<1.0	<0.10	<1.0
MW-25	9/14/2022	36.10	26.53	9.57	<1.0	<1.0	<1.0	<3.0	<6.0	<1.0	<0.10	<1.0

Table 3 - Groundwater Monitoring Results - Data Summary
3rd Quarter Report - 2022
Chester River Hospital Center
100 Brown Street
Chestertown, MD 21620

Well No.	Date	Top of Casing Elevation (ft)	Depth to GW (ft)	GW Elevation (ft)	Benzene (µg/L)	Toluene (µg/L)	Ethyl-benzene (µg/L)	Xylenes (µg/L)	Total BTEX (µg/L)	MTBE (µg/L)	TPH-DRO (mg/L)	Naphthalene (µg/L)
MDE GW Cleanup Standards for Type I and II Aquifers (*Standards Revised October 2018)					**5**	**1,000**	**700**	**1,000***	**NA**	**20**	**0.047**	**0.17***
MW-28	6/5/2012	35.90	28.28	7.62	<1	<1	<1	<2	<2	<1	<0.1	<1
MW-28	9/5/2012	35.90	28.20	7.70	<1	<1	<1	<2	<2	<1	<0.1	<1
MW-28	12/4/2012	35.90	28.02	7.88	<1	<1	<1	<2	<2	<1	<0.1	<1
MW-28	3/4/2013	35.90	27.73	8.17	<1	<1	<1	<2	<2	<1	<0.1	<1
MW-28	6/4/2013	35.90	27.52	8.38	<1	<1	<1	<2	<2	<1	<0.1	<1
MW-28	1/30/2014	35.90	29.64	6.26	<1	<1	<1	<2	<2	<1	<0.1	<1
MW-28	4/28/2014	35.90	28.32	7.58	<1	<1	<1	<2	<2	<1	<0.1	<1
MW-28	7/23/2014	35.90	26.98	8.92	<1	<1	<1	<2	<2	<1	<0.1	<1
MW-28	8/14/2014	35.90	27.43	8.47	<1	<1	<1	<2	<2	<1	<0.1	<1
MW-28	10/23/2014	35.90	27.39	8.51	<1	<1	<1	<2	<2	<1	<0.1	<1
MW-28	11/20/2014	35.90	27.46	8.44	<1	<1	<1	<2	<2	<1	0.11	<1
MW-28	1/21/2015	35.90	26.67	9.23	<1	<1	<1	<2	<2	<1	<0.1	<1
MW-28	4/22/2015	35.90	26.85	9.05	<1	<1	<1	<2	<2	<1	<0.1	<1
MW-28	7/28/2015	35.90	26.65	9.25	<1	<1	<1	<2	<2	<1	<0.1	<1
MW-28	10/19/2015	35.90	27.57	8.33	<1	<1	<1	<2	<2	<1	<0.1	<1
MW-28	1/5/2016	35.90	27.56	8.34	<1	<1	<1	<2	<2	<1	<0.1	<1
MW-28	4/21/2016	35.90	27.19	8.71	<1	<1	<1	<2	<2	<1	<0.1	<1
MW-28	7/27/2016	35.90	26.97	8.93	<1	<1	<1	<2	<2	<1	<0.1	<1
MW-28	10/26/2016	35.90	27.71	8.19	<1	<1	<1	<2	<2	<1	<0.1	<1
MW-28	1/18/2017	35.90	27.46	8.44	<1	<1	<1	<2	<2	<1	<0.1	<1
MW-28	4/20/2017	35.90	27.53	8.37	<1	<1	<1	<2	<2	<1	<0.1	<1
MW-28	7/18/2017	35.90	27.76	8.14	<1	<1	<1	<2	<2	<1	<0.1	<1
MW-28	10/25/2017	35.90	27.96	7.94	<1	<1	<1	<2	<2	<1	<0.1	<1
MW-28	1/24/2018	35.90	28.47	7.43	<1	<1	<1	<2	<2	<1	<0.1	<1
MW-28	4/25/2018	35.90	29.29	6.61	<1	<1	<1	<2	<2	<1	<0.1	<1
MW-28	7/25/2018	35.90	27.84	8.06	<1	<1	<1	<2	<2	<1	<0.1	<1
MW-28	10/17/2018	35.90	27.35	8.55	<1	<1	<1	<2	<2	<1	<0.1	<1
MW-28	1/23/2019	35.90	26.91	8.99	<1	<1	<1	<2	<2	<1	<0.1	<1
MW-28	4/24/2019	35.90	25.84	10.06	<1	<1	<1	<2	<2	<1	<0.1	<1
MW-28	7/24/2019	35.90	25.75	10.15	<1	<1	<1	<2	<2	<1	<0.1	<1

Table 3 - Groundwater Monitoring Results - Data Summary
3rd Quarter Report - 2022
Chester River Hospital Center
100 Brown Street
Chestertown, MD 21620

Well No.	Date	Top of Casing Elevation (ft)	Depth to GW (ft)	GW Elevation (ft)	Benzene (µg/L)	Toluene (µg/L)	Ethyl-benzene (µg/L)	Xylenes (µg/L)	Total BTEX (µg/L)	MTBE (µg/L)	TPH-DRO (mg/L)	Naphthalene (µg/L)
MDE GW Cleanup Standards for Type I and II Aquifers (*Standards Revised October 2018)					**5**	**1,000**	**700**	**1,000***	**NA**	**20**	**0.047**	**0.17***
MW-28	10/23/2019	35.90	26.89	9.01	<1	<1	<1	<2	<2	<1	<0.1	<1
MW-28	1/15/2020	35.90	26.92	8.98	<1	<1	<1	<2	<2	<1	<0.1	<1
MW-28	4/15/2020	35.90	26.74	9.16	<1	<1	<1	<2	<2	<1	<0.1	<1
MW-28	7/16/2020	35.90	26.79	9.11	<1	<1	<1	<2	<2	<1	<0.1	<1
MW-28	10/19/2020	35.90	26.96	8.94	<1.0	<1.0	<1.0	<3.0	<6.0	<1.0	<0.10	<1.0
MW-28	1/11/2021	35.90	26.26	9.64	<1.0	<1.0	<1.0	<3.0	<6.0	<1.0	<0.10	<1.0
MW-28	4/26/2021	35.90	25.35	10.55	<1.0	<1.0	<1.0	<3.0	<6.0	<1.0	<0.10	<1.0
MW-28	7/30/2021	35.90	25.03	10.87	<1.0	<1.0	<1.0	<3.0	<6.0	<1.0	<0.10	<1.0
MW-28	10/11/2021	35.90	25.53	10.37	<1.0	<1.0	<1.0	<3.0	<6.0	<1.0	0.1	<1.0
MW-28	2/21/2022	35.90	26.44	9.46	<1.0	<1.0	<1.0	<3.0	<6.0	<1.0	<0.10	<1.0
MW-28	5/9/2022	35.90	26.32	9.58	<1.0	<1.0	<1.0	<3.0	<6.0	<1.0	<0.10	<1.0
MW-28	6/7/2022	35.90	25.88	10.02	<1.0	<1.0	<1.0	<3.0	<6.0	<1.0	<0.10	<1.0
MW-28	7/13/2022	35.90	25.86	10.04	<1.0	<1.0	<1.0	<3.0	<6.0	<1.0	<0.10	<1.0
MW-28	8/22/2022	35.90	26.15	9.75	<1.0	<1.0	<1.0	<3.0	<6.0	<1.0	<0.10	<1.0
MW-28	9/14/2022	35.90	26.50	9.40	<1.0	<1.0	<1.0	<3.0	<6.0	<1.0	<0.10	<1.0
MW-29	6/5/2012	35.15	28.18	6.97	<1	<1	<1	<2	<2	<1	<0.1	<1
MW-29	9/5/2012	35.15	28.16	6.99	<1	<1	<1	<2	<2	<1	<0.1	<1
MW-29	12/4/2012	35.15	27.96	7.19	<1	<1	<1	<2	<2	<1	<0.1	<1
MW-29	3/4/2013	35.15	27.68	7.47	<1	<1	<1	<2	<2	<1	<0.1	<1
MW-29	6/4/2013	35.15	27.46	7.69	<1	<1	<1	<2	<2	<1	<0.1	<1
MW-29	1/30/2014	35.15	29.57	5.58	<1	<1	<1	<2	<2	<1	<0.1	<1
MW-29	4/28/2014	35.15	28.20	6.95	<1	<1	<1	<2	<2	<1	<0.1	<1
MW-29	7/22/2014	35.15	26.92	8.23	<1	<1	<1	<2	<2	<1	<0.1	<1
MW-29	8/14/2014	35.15	27.04	8.11	<1	<1	<1	<2	<2	<1	<0.1	<1
MW-29	9/19/2014	35.15	26.93	8.22	<1	<1	<1	<2	<2	<1	<0.1	<1
MW-29	10/23/2014	35.15	27.29	7.86	<1	<1	<1	<2	<2	<1	<0.1	<1
MW-29	11/20/2014	35.15	27.35	7.80	<1	<1	<1	<2	<2	<1	<0.1	<1
MW-29	1/21/2015	35.15	26.59	8.56	<1	<1	<1	<2	<2	<1	<0.1	<1
MW-29	4/22/2015	35.15	26.75	8.40	<1	<1	<1	<2	<2	<1	<0.1	<1
MW-29	7/28/2015	35.15	26.58	8.57	<1	<1	<1	<2	<2	<1	<0.1	<1

Table 3 - Groundwater Monitoring Results - Data Summary
3rd Quarter Report - 2022
Chester River Hospital Center
100 Brown Street
Chestertown, MD 21620

Well No.	Date	Top of Casing Elevation (ft)	Depth to GW (ft)	GW Elevation (ft)	Benzene (µg/L)	Toluene (µg/L)	Ethyl-benzene (µg/L)	Xylenes (µg/L)	Total BTEX (µg/L)	MTBE (µg/L)	TPH-DRO (mg/L)	Naphthalene (µg/L)
MDE GW Cleanup Standards for Type I and II Aquifers (*Standards Revised October 2018)					**5**	**1,000**	**700**	**1,000***	**NA**	**20**	**0.047**	**0.17***
MW-29	10/19/2015	35.15	27.49	7.66	<1	<1	<1	<2	<2	<1	<0.1	<1
MW-29	1/5/2016	35.15	27.43	7.72	<1	<1	<1	<2	<2	<1	<0.1	<1
MW-29	4/21/2016	35.15	27.06	8.09	<1	<1	<1	<2	<2	<1	<0.1	<1
MW-29	7/27/2016	35.15	26.86	8.29	<1	<1	<1	<2	<2	<1	<0.1	<1
MW-29	10/26/2016	35.15	27.58	7.57	<1	<1	<1	<2	<2	<1	<0.1	<1
MW-29	1/18/2017	35.15	27.33	7.82	<1	<1	<1	<2	<2	<1	<0.1	<1
MW-29	4/20/2017	35.15	27.41	7.74	<1	<1	<1	<2	<2	<1	<0.1	<1
MW-29	7/18/2017	35.15	27.64	7.51	<1	<1	<1	<2	<2	<1	<0.1	<1
MW-29	10/25/2017	35.15	27.84	7.31	<1	<1	<1	<2	<2	<1	<0.1	<1
MW-29	1/24/2018	35.15	28.34	6.81	<1	<1	<1	<2	<2	<1	<0.1	<1
MW-29	4/25/2018	35.15	28.23	6.92	<1	<1	<1	<2	<2	<1	<0.1	<1
MW-29	7/25/2018	35.15	27.70	7.45	<1	<1	<1	<2	<2	<1	<0.1	<1
MW-29	10/17/2018	35.15	27.23	7.92	<1	<1	<1	<2	<2	<1	<0.1	<1
MW-29	1/23/2019	35.15	26.90	8.25	<1	<1	<1	<2	<2	<1	<0.1	<1
MW-29	4/24/2019	35.15	25.76	9.39	<1	<1	<1	<2	<2	<1	<0.1	<1
MW-29	7/24/2019	35.15	25.69	9.46	<1	<1	<1	<2	<2	<1	<0.1	<1
MW-29	10/23/2019	35.15	26.81	8.34	<1	<1	<1	<2	<2	<1	<0.1	<1
MW-29	1/15/2020	35.15	26.81	8.34	<1	<1	<1	<2	<2	<1	<0.1	<1
MW-29	4/15/2020	35.15	26.64	8.51	<1	<1	<1	<2	<2	<1	<0.1	<1
MW-29	7/16/2020	35.15	26.68	8.47	<1	<1	<1	<2	<2	<1	<0.1	<1
MW-29	10/19/2020	35.15	26.90	8.25	<1.0	<1.0	<1.0	<3.0	<6.0	<1.0	<0.10	<1.0
MW-29	1/11/2021	35.15	26.14	9.01	<1.0	<1.0	<1.0	<3.0	<6.0	<1.0	<0.10	<1.0
MW-29	4/26/2021	35.15	25.27	9.88	<1.0	<1.0	<1.0	<3.0	<6.0	<1.0	<0.10	<1.0
MW-29	7/29/2021	35.15	24.95	10.20	<1.0	<1.0	<1.0	<3.0	<6.0	<1.0	<0.10	<1.0
MW-29	10/11/2021	35.15	25.47	9.68	<1.0	<1.0	<1.0	<3.0	<6.0	<1.0	<0.10	<1.0
MW-29	5/9/2022	35.15	26.23	8.92	<1.0	<1.0	<1.0	<3.0	<6.0	<1.0	<0.10	<1.0
MW-29	6/7/2022	35.15	25.79	9.36	<1.0	<1.0	<1.0	<3.0	<6.0	<1.0	<0.10	<1.0
MW-29	7/13/2022	35.15	25.77	9.38	<1.0	<1.0	<1.0	<3.0	<6.0	<1.0	<0.10	<1.0
MW-29	8/22/2022	35.15	26.11	9.04	<1.0	<1.0	<1.0	<3.0	<6.0	<1.0	<0.10	<1.0
MW-29	9/14/2022	35.15	26.47	8.68	<1.0	<1.0	<1.0	<3.0	<6.0	<1.0	<0.10	<1.0

Table 3 - Groundwater Monitoring Results - Data Summary
3rd Quarter Report - 2022
Chester River Hospital Center
100 Brown Street
Chestertown, MD 21620

Well No.	Date	Top of Casing Elevation (ft)	Depth to GW (ft)	GW Elevation (ft)	Benzene (µg/L)	Toluene (µg/L)	Ethyl-benzene (µg/L)	Xylenes (µg/L)	Total BTEX (µg/L)	MTBE (µg/L)	TPH-DRO (mg/L)	Naphthalene (µg/L)
MDE GW Cleanup Standards for Type I and II Aquifers (*Standards Revised October 2018)					**5**	**1,000**	**700**	**1,000***	**NA**	**20**	**0.047**	**0.17***
MW-31	6/5/2012	-	-	-	<1	<1	<1	<2	<2	<1	<0.1	<1
MW-31	9/5/2012	-	-	-	<1	<1	<1	<2	<2	<1	<0.1	<1
MW-31R	12/4/2012	47.40	36.19	11.21	<1	<1	<1	<2	<2	<1	0.45	<1
MW-31R	3/4/2013	47.40	37.16	10.24	<1	<1	<1	<2	<2	1.1	<0.1	<1
MW-31R	6/3/2013	47.40	36.92	10.48	<1	<1	<1	<2	<2	4.1	<0.1	<1
MW-31R	1/30/2014	47.40	39.89	7.51	<1	<1	<1	<2	<2	<1	<0.1	<1
MW-31R	4/28/2014	47.40	39.40	8.00	<1	<1	<1	<2	<2	<1	<0.1	<1
MW-31R	7/24/2014	47.40	36.74	10.66	<1	<1	<1	<2	<2	<1	<0.1	<1
MW-31R	10/24/2014	47.40	38.07	9.33	<1	<1	<1	<2	<2	1.3	<0.1	<1
MW-31R	1/23/2015	47.40	36.83	10.57	<1	<1	<1	<2	<2	1.8	0.68	<1
MW-31R	4/24/2015	47.40	37.56	9.84	<1	<1	<1	<2	<2	2.4	<0.1	<1
MW-31R	7/30/2015	47.40	37.05	10.35	<1	<1	<1	<2	<2	<1	0.25	1.7
MW-31R	10/21/2015	47.40	38.17	9.23	<1	<1	<1	<2	<2	2.4	<0.1	<1
MW-31R	1/7/2016	47.40	38.36	9.04	<1	<1	<1	<2	<2	1.1	<0.1	<1
MW-31R	4/22/2016	47.40	38.30	9.10	<1	<1	<1	<2	<2	1.5	<0.1	<1
MW-31R	7/28/2016	47.40	37.72	9.68	<1	<1	<1	<2	<2	<1	<0.1	<1
MW-31R	10/27/2016	47.40	38.75	8.65	<1	<1	<1	<2	<2	<1	<0.1	<1
MW-31R	1/19/2017	47.40	38.27	9.13	<1	<1	<1	<2	<2	<1	<0.1	<1
MW-31R	4/20/2017	47.40	37.90	9.50	<1	<1	<1	<2	<2	1.2	<0.1	<1
MW-31R	7/19/2017	47.40	38.23	9.17	<1	<1	<1	<2	<2	<1	<0.1	<1
MW-31R	10/27/2017	47.40	38.44	8.96	<1	<1	<1	<2	<2	<1	<0.1	<1
MW-31R	1/25/2018	47.40	39.63	7.77	<1	<1	<1	<2	<2	1.2	<0.1	<1
MW-31R	4/26/2018	47.40	39.38	8.02	<1	<1	<1	<2	<2	1.3	<0.1	<1
MW-31R	7/26/2018	47.40	39.03	8.37	<1	<1	<1	<2	<2	1.5	<0.1	<1
MW-31R	10/18/2018	47.40	38.26	9.14	<1	<1	<1	<2	<2	1.9	<0.1	<1
MW-31R	1/24/2019	47.40	37.93	9.47	<1	<1	<1	<2	<2	2.1	0.13	<1
MW-31R	4/25/2019	47.40	36.57	10.83	<1	<1	<1	<2	<2	2.1	<0.1	<1
MW-31R	7/25/2019	47.40	35.69	11.71	<1	<1	<1	<2	<2	2.9	<0.1	<1
MW-31R	10/24/2019	47.40	37.37	10.03	<1	<1	<1	<2	<2	<1	<0.1	<1
MW-31R	1/16/2020	47.40	37.59	9.81	<1	<1	<1	<2	<2	1.8	<0.1	<1
MW-31R	4/16/2020	47.40	37.09	10.31	<1	<1	<1	<2	<2	1.8	<0.1	<1

Table 3 - Groundwater Monitoring Results - Data Summary
3rd Quarter Report - 2022
Chester River Hospital Center
100 Brown Street
Chestertown, MD 21620

Well No.	Date	Top of Casing Elevation (ft)	Depth to GW (ft)	GW Elevation (ft)	Benzene (µg/L)	Toluene (µg/L)	Ethyl-benzene (µg/L)	Xylenes (µg/L)	Total BTEX (µg/L)	MTBE (µg/L)	TPH-DRO (mg/L)	Naphthalene (µg/L)
MDE GW Cleanup Standards for Type I and II Aquifers (*Standards Revised October 2018)					**5**	**1,000**	**700**	**1,000***	**NA**	**20**	**0.047**	**0.17***
MW-31R	7/16/2020	47.40	37.62	9.78	<1	<1	<1	<2	<2	<1	<0.1	<1
MW-31R	10/21/2020	47.40	37.61	9.79	<1.0	<1.0	<1.0	<3.0	<6.0	<1.0	<0.10	<1.0
MW-31R	1/11/2021	47.40	37.04	10.36	<1.0	<1.0	<1.0	<3.0	<6.0	1.3	<0.10	<1.0
MW-31R	4/28/2021	47.40	35.83	11.57	<1.0	<1.0	<1.0	<3.0	<6.0	1.3	<0.10	<1.0
MW-31R	7/28/2021	47.40	35.07	12.33	<1.0	<1.0	<1.0	<3.0	<6.0	1.6	<0.10	<1.0
MW-31R	10/13/2021	47.40	35.50	11.90	<1.0	<1.0	<1.0	<3.0	<6.0	1.4	<0.10	<1.0
MW-31R	2/21/2022	47.40	36.71	10.69	<1.0	<1.0	<1.0	<3.0	<6.0	<1.0	<0.10	<1.0
MW-31R	8/25/2022	47.40	35.66	11.74	<1.0	<1.0	<1.0	<3.0	<6.0	<1.0	<0.10	<1.0
MW-32	6/5/2012	44.60	37.08	7.52	<1	<1	<1	<2	<2	<1	<0.1	<1
MW-32	9/5/2012	44.60	34.84	9.76	<1	<1	<1	<2	<2	<1	<0.1	<1
MW-32	12/4/2012	44.60	34.89	9.71	<1	<1	<1	<2	<2	<1	<0.1	<1
MW-32	3/4/2013	47.41	37.39	10.02	<1	<1	<1	<2	<2	<1	<0.1	<1
MW-32	6/4/2013	47.41	37.15	10.26	<1	<1	<1	<2	<2	1.1	<0.1	<1
MW-32	1/30/2014	47.41	40.65	6.76	<1	<1	<1	<2	<2	<1	<0.1	<1
MW-32	4/28/2014	47.41	41.60	5.81	<1	<1	<1	<2	<2	<1	<0.1	<1
MW-32	7/24/2014	47.41	37.02	10.39	<1	<1	<1	<2	<2	<1	0.13	<1
MW-32	1/23/2015	47.41	37.45	9.96	<1	<1	<1	<2	<2	<1	<0.1	<1
MW-32	4/23/2015	47.41	38.25	9.16	<1	<1	<1	<2	<2	<1	<0.1	<1
MW-32	7/30/2015	47.41	37.72	9.69	<1	<1	<1	<2	<2	<1	<0.1	<1
MW-32	10/21/2015	47.41	38.92	8.49	<1	<1	<1	<2	<2	<1	<0.1	<1
MW-32	1/7/2016	47.41	39.10	8.31	<1	<1	<1	<2	<2	<1	<0.1	<1
MW-32	4/22/2016	47.41	39.14	8.27	<1	<1	<1	<2	<2	<1	0.12	<1
MW-32	6/22/2016	47.41	38.57	8.84	NS	NS	NS	NS	NS	NS	<0.1	NS
MW-32	7/28/2016	47.41	38.48	8.93	<1	<1	<1	<2	<2	<1	<0.1	<1
MW-32	1/19/2017	47.41	38.89	8.52	<1	<1	<1	<2	<2	<1	<0.1	<1
MW-32	4/20/2017	47.41	38.38	9.03	<1	<1	<1	<2	<2	<1	<0.1	<1
MW-32	7/19/2017	47.41	38.78	8.63	<1	<1	<1	<2	<2	<1	<0.1	<1
MW-32	10/27/2017	47.41	39.02	8.39	<1	<1	<1	<2	<2	<1	<0.1	<1
MW-32	1/25/2018	47.41	40.40	7.01	<1	<1	<1	<2	<2	<1	<0.1	<1
MW-32	4/26/2018	47.41	40.05	7.36	<1	<1	<1	<2	<2	<1	<0.1	<1

Table 3 - Groundwater Monitoring Results - Data Summary
3rd Quarter Report - 2022
Chester River Hospital Center
100 Brown Street
Chestertown, MD 21620

Well No.	Date	Top of Casing Elevation (ft)	Depth to GW (ft)	GW Elevation (ft)	Benzene (µg/L)	Toluene (µg/L)	Ethyl-benzene (µg/L)	Xylenes (µg/L)	Total BTEX (µg/L)	MTBE (µg/L)	TPH-DRO (mg/L)	Naphthalene (µg/L)
MDE GW Cleanup Standards for Type I and II Aquifers (*Standards Revised October 2018)					**5**	**1,000**	**700**	**1,000***	**NA**	**20**	**0.047**	**0.17***
MW-32	7/26/2018	47.41	39.73	7.68	<1	<1	<1	<2	<2	<1	0.13	<1
MW-32	10/18/2018	47.41	38.96	8.45	<1	<1	<1	<2	<2	<1	<0.1	<1
MW-32	1/24/2019	47.41	38.60	8.81	<1	<1	<1	<2	<2	<1	<0.1	<1
MW-32	4/25/2019	47.41	37.25	10.16	<1	<1	<1	<2	<2	<1	<0.1	<1
MW-32	7/25/2019	47.41	36.14	11.27	<1	<1	<1	<2	<2	<1	<0.1	<1
MW-32	10/24/2019	47.41	38.14	9.27	<1	<1	<1	<2	<2	<1	0.12	<1
MW-32	1/16/2020	47.41	38.19	9.22	<1	<1	<1	<2	<2	<1	<0.1	<1
MW-32	4/16/2020	47.41	37.53	9.88	<1	<1	<1	<2	<2	<1	<0.1	<1
MW-32	7/16/2020	47.41	38.35	9.06	<1	<1	<1	<2	<2	<1	<0.1	<1
MW-32	10/21/2020	47.41	38.28	9.13	<1.0	<1.0	<1.0	<3.0	<6.0	<1.0	<0.10	<1.0
MW-32	1/11/2021	47.41	37.68	9.73	<1.0	<1.0	<1.0	<3.0	<6.0	<1.0	<0.10	<1.0
MW-32	4/28/2021	47.41	36.31	11.10	<1.0	<1.0	<1.0	<3.0	<6.0	<1.0	<0.10	<1.0
MW-32	7/28/2021	47.41	35.50	11.91	<1.0	<1.0	<1.0	<3.0	<6.0	<1.0	<0.10	<1.0
MW-32	10/13/2021	47.41	35.88	11.53	<1.0	<1.0	<1.0	<3.0	<6.0	<1.0	<0.10	<1.0
MW-32	2/21/2022	47.41	37.08	10.33	<1.0	<1.0	<1.0	<3.0	<6.0	<1.0	<0.10	<1.0
MW-32	5/9/2022	47.41	36.42	10.99	<1.0	<1.0	<1.0	<3.0	<6.0	<1.0	<0.10	<1.0
MW-32	8/24/2022	47.41	35.87	11.54	<1.0	<1.0	<1.0	<3.0	<6.0	<1.0	<0.10	<1.0
MW-33	6/5/2012	36.52	29.89	6.63	<1	<1	<1	<2	<2	<1	<0.1	<1
MW-33	9/5/2012	36.52	27.85	8.67	<1	<1	<1	<2	<2	<1	<0.1	<1
MW-33	11/5/2012	36.52	27.99	8.53	<1	<1	<1	<2	<2	<1	<0.1	<1
MW-33	12/4/2012	36.52	27.80	8.72	<1	<1	<1	<2	<2	<1	<0.1	<1
MW-33	1/7/2013	36.52	27.73	8.79	<1	<1	<1	<2	<2	<1	<0.1	<1
MW-33	2/5/2013	36.52	27.56	8.96	<1	<1	<1	<2	<2	<1	<0.1	<1
MW-33	3/4/2013	36.52	27.54	8.98	<1	<1	<1	<2	<2	<1	<0.1	<1
MW-33	4/8/2013	36.52	27.46	9.06	<1	<1	<1	<2	<2	<1	<0.1	<1
MW-33	6/4/2013	36.52	27.32	9.20	<1	<1	<1	<2	<2	<1	<0.1	<1
MW-33	6/17/2013	36.52	28.47	8.05	NS	NS	NS	NS	NS	NS	<0.1	NS
MW-33	7/24/2013	36.52	30.24	6.28	NS	NS	NS	NS	NS	NS	0.31	NS
MW-33	8/21/2013	36.52	30.55	5.97	NS	NS	NS	NS	NS	NS	0.25	NS
MW-33	9/24/2013	36.52	30.76	5.76	NS	NS	NS	NS	NS	NS	0.17	NS

Table 3 - Groundwater Monitoring Results - Data Summary
3rd Quarter Report - 2022
Chester River Hospital Center
100 Brown Street
Chestertown, MD 21620

Well No.	Date	Top of Casing Elevation (ft)	Depth to GW (ft)	GW Elevation (ft)	Benzene (µg/L)	Toluene (µg/L)	Ethyl-benzene (µg/L)	Xylenes (µg/L)	Total BTEX (µg/L)	MTBE (µg/L)	TPH-DRO (mg/L)	Naphthalene (µg/L)
MDE GW Cleanup Standards for Type I and II Aquifers (*Standards Revised October 2018)					**5**	**1,000**	**700**	**1,000***	**NA**	**20**	**0.047**	**0.17***
MW-33	10/21/2013	36.52	30.28	6.24	NS	NS	NS	NS	NS	NS	<0.1	NS
MW-33	11/18/2013	36.52	30.33	6.19	NS	NS	NS	NS	NS	NS	0.24	NS
MW-33	12/18/2013	36.52	30.54	5.98	NS	NS	NS	NS	NS	NS	0.3	NS
MW-33	1/30/2014	36.52	30.69	5.83	<1	<1	<1	<2	<2	<1	<0.1	<1
MW-33	2/24/2014	36.52	30.41	6.11	NS	NS	NS	NS	NS	NS	<0.1	NS
MW-33	3/24/2014	36.52	30.42	6.10	NS	NS	NS	NS	NS	NS	0.13	NS
MW-33	6/24/2014	36.52	27.76	8.76	NS	NS	NS	NS	NS	NS	<0.1	NS
MW-33	7/29/2014	36.52	27.17	9.35	<1	<1	<1	<2	<2	<1	<0.1	<1
MW-33	8/14/2014	36.52	27.96	8.56	<1	<1	<1	<2	<2	<1	<0.1	<1
MW-33	9/19/2014	36.52	27.49	9.03	<1	<1	<1	<2	<2	<1	<0.1	<1
MW-33	10/23/2014	36.52	28.68	7.84	<1	<1	<1	<2	<2	<1	<0.1	<1
MW-33	11/21/2014	36.52	28.27	8.25	<1	<1	<1	<2	<2	<1	0.11	<1
MW-33	12/17/2014	36.52	28.51	8.01	<1	<1	<1	<2	<2	<1	<0.1	<1
MW-33	1/22/2015	36.52	27.13	9.39	<1	<1	<1	<2	<2	<1	<0.1	<1
MW-33	2/18/2015	36.52	28.32	8.20	<1	<1	<1	<2	<2	<1	0.13	<1
MW-33	3/26/2015	36.52	28.10	8.42	<1	<1	<1	<2	<2	<1	<0.1	<1
MW-33	4/23/2015	36.52	28.26	8.26	<1	<1	<1	<2	<2	<1	<0.1	<1
MW-33	5/28/2015	36.52	27.85	8.67	<1	<1	<1	<2	<2	<1	<0.1	<1
MW-33	6/23/2015	36.52	27.54	8.98	<1	<1	<1	<2	<2	<1	<0.1	<1
MW-33	7/29/2015	36.52	27.70	8.82	<1	<1	<1	<2	<2	<1	<0.1	<1
MW-33	8/20/2015	36.52	27.26	9.26	<1	<1	<1	<2	<2	<1	<0.1	<1
MW-33	9/22/2015	36.52	28.60	7.92	NS	NS	NS	NS	NS	NS	<0.1	NS
MW-33	10/20/2015	36.52	28.91	7.61	<1	<1	<1	<2	<2	<1	<0.1	<1
MW-33	11/19/2015	36.52	28.92	7.60	<1	<1	<1	<2	<2	<1	0.35	<1
MW-33	12/17/2015	36.52	29.03	7.49	NS	NS	NS	NS	NS	NS	<0.1	NS
MW-33	1/5/2016	36.52	28.71	7.81	<1	<1	<1	<2	<2	<1	<0.1	<1
MW-33	3/16/2016	36.52	28.87	7.65	NS	NS	NS	NS	NS	NS	<0.1	NS
MW-33	4/21/2016	36.52	28.60	7.92	<1	<1	<1	<2	<2	<1	<0.1	<1
MW-33	5/24/2016	36.52	27.88	8.64	NS	NS	NS	NS	NS	NS	<0.1	NS
MW-33	6/22/2016	36.52	28.18	8.34	NS	NS	NS	NS	NS	NS	<0.1	NS
MW-33	7/27/2016	36.52	28.15	8.37	<1	<1	<1	<2	<2	<1	<0.1	<1

Table 3 - Groundwater Monitoring Results - Data Summary
3rd Quarter Report - 2022
Chester River Hospital Center
100 Brown Street
Chestertown, MD 21620

Well No.	Date	Top of Casing Elevation (ft)	Depth to GW (ft)	GW Elevation (ft)	Benzene (µg/L)	Toluene (µg/L)	Ethyl-benzene (µg/L)	Xylenes (µg/L)	Total BTEX (µg/L)	MTBE (µg/L)	TPH-DRO (mg/L)	Naphthalene (µg/L)
MDE GW Cleanup Standards for Type I and II Aquifers (*Standards Revised October 2018)					**5**	**1,000**	**700**	**1,000***	**NA**	**20**	**0.047**	**0.17***
MW-33	8/24/2016	36.52	29.01	7.51	NS	NS	NS	NS	NS	NS	<0.1	NS
MW-33	9/28/2016	36.52	29.15	7.37	NS	NS	NS	NS	NS	NS	<0.1	NS
MW-33	10/27/2016	36.52	29.38	7.14	<1	<1	<1	<2	<2	<1	<0.1	<1
MW-33	11/17/2016	36.52	29.32	7.20	NS	NS	NS	NS	NS	NS	<0.1	NS
MW-33	12/20/2016	36.52	29.40	7.12	NS	NS	NS	NS	NS	NS	<0.1	NS
MW-33	1/18/2017	36.52	28.67	7.85	<1	<1	<1	<2	<2	<1	<0.1	<1
MW-33	4/20/2017	36.52	28.16	8.36	<1	<1	<1	<2	<2	<1	<0.1	<1
MW-33	7/18/2017	36.52	28.42	8.10	<1	<1	<1	<2	<2	<1	<0.1	<1
MW-33	10/25/2017	36.52	28.58	7.94	<1	<1	<1	<2	<2	<1	<0.1	<1
MW-33	1/24/2018	36.52	29.89	6.63	<1	<1	<1	<2	<2	<1	<0.1	<1
MW-33	4/25/2018	36.52	29.63	6.89	<1	<1	<1	<2	<2	<1	<0.1	<1
MW-33	7/25/2018	36.52	29.23	7.29	<1	<1	<1	<2	<2	<1	<0.1	<1
MW-33	10/17/2018	36.52	28.42	8.10	<1	<1	<1	<2	<2	<1	<0.1	<1
MW-33	1/23/2019	36.52	28.25	8.27	<1	<1	<1	<2	<2	<1	<0.1	<1
MW-33	4/24/2019	36.52	27.03	9.49	<1	<1	<1	<2	<2	<1	<0.1	<1
MW-33	7/25/2019	36.52	26.42	10.10	<1	<1	<1	<2	<2	<1	<0.1	<1
MW-33	10/24/2019	36.52	27.76	8.76	<1	<1	<1	<2	<2	<1	<0.1	<1
MW-33	1/16/2020	36.52	27.73	8.79	<1	<1	<1	<2	<2	<1	<0.1	<1
MW-33	4/16/2020	36.52	27.09	9.43	<1	<1	<1	<2	<2	<1	<0.1	<1
MW-33	7/16/2020	36.52	27.90	8.62	<1	<1	<1	<2	<2	<1	0.11	<1
MW-33	10/20/2020	36.52	28.01	8.51	<1.0	<1.0	<1.0	<3.0	<6.0	<1.0	<0.10	<1.0
MW-33	1/11/2021	36.52	27.52	9.00	<1.0	<1.0	<1.0	<3.0	<6.0	<1.0	<0.10	<1.0
MW-33	4/27/2021	36.52	26.36	10.16	<1.0	<1.0	<1.0	<3.0	<6.0	<1.0	<0.10	<1.0
MW-33	7/27/2021	36.52	25.67	10.85	<1.0	<1.0	<1.0	<3.0	<6.0	<1.0	<0.10	<1.0
MW-33	10/12/2021	36.52	25.91	10.61	<1.0	<1.0	<1.0	<3.0	<6.0	<1.0	<0.10	<1.0
MW-33	2/21/2022	36.52	27.18	9.34	<1.0	<1.0	<1.0	<3.0	<6.0	<1.0	<0.10	<1.0
MW-33	5/9/2022	36.52	26.46	10.06	<1.0	<1.0	<1.0	<3.0	<6.0	<1.0	<0.10	<1.0
MW-33	6/8/2022	36.52	26.00	10.52	<1.0	<1.0	<1.0	<3.0	<6.0	<1.0	<0.10	<1.0
MW-33	7/13/2022	36.52	25.86	10.66	<1.0	<1.0	<1.0	<3.0	<6.0	<1.0	<0.10	<1.0
MW-33	8/23/2022	36.52	26.01	10.51	<1.0	<1.0	<1.0	<3.0	<6.0	<1.0	<0.10	<1.0
MW-33	9/14/2022	36.52	26.32	10.20	<1.0	<1.0	<1.0	<3.0	<6.0	<1.0	<0.10	<1.0

Table 3 - Groundwater Monitoring Results - Data Summary
3rd Quarter Report - 2022
Chester River Hospital Center
100 Brown Street
Chestertown, MD 21620

Well No.	Date	Top of Casing Elevation (ft)	Depth to GW (ft)	GW Elevation (ft)	Benzene (µg/L)	Toluene (µg/L)	Ethyl-benzene (µg/L)	Xylenes (µg/L)	Total BTEX (µg/L)	MTBE (µg/L)	TPH-DRO (mg/L)	Naphthalene (µg/L)
MDE GW Cleanup Standards for Type I and II Aquifers (*Standards Revised October 2018)					**5**	**1,000**	**700**	**1,000***	**NA**	**20**	**0.047**	**0.17***
MW-34	6/5/2012	36.64	29.99	6.65	<1	<1	<1	<2	<2	<1	0.14	<1
MW-34	9/5/2012	36.64	27.99	8.65	<1	<1	<1	<2	<2	<1	<0.1	<1
MW-34	10/1/2012	36.64	28.08	8.56	<1	<1	<1	<2	<2	<1	<0.1	<1
MW-34	11/5/2012	36.64	28.14	8.50	<1	<1	<1	<2	<2	<1	<0.1	<1
MW-34	12/4/2012	36.64	27.95	8.69	<1	<1	<1	<2	<2	<1	<0.1	<1
MW-34	1/7/2013	36.64	27.86	8.78	<1	<1	<1	<2	<2	<1	<0.1	<1
MW-34	2/5/2013	36.64	27.71	8.93	<1	<1	<1	<2	<2	<1	<0.1	<1
MW-34	3/4/2013	36.64	27.68	8.96	<1	<1	<1	<2	<2	<1	<0.1	<1
MW-34	4/8/2013	36.64	27.61	9.03	<1	<1	<1	<2	<2	<1	<0.1	<1
MW-34	5/6/2013	36.64	27.53	9.11	<1	<1	<1	<2	<2	<1	0.14	<1
MW-34	6/4/2013	36.64	27.46	9.18	<1	<1	<1	<2	<2	<1	0.25	<1
MW-34	6/17/2013	36.64	28.62	8.02	NS	NS	NS	NS	NS	NS	<0.1	NS
MW-34	7/24/2013	36.64	30.30	6.34	NS	NS	NS	NS	NS	NS	0.13	NS
MW-34	8/21/2013	36.64	30.60	6.04	NS	NS	NS	NS	NS	NS	<0.1	NS
MW-34	9/24/2013	36.64	30.81	5.83	NS	NS	NS	NS	NS	NS	<0.1	NS
MW-34	10/21/2013	36.64	30.40	6.24	NS	NS	NS	NS	NS	NS	<0.1	NS
MW-34	11/18/2013	36.64	30.42	6.22	NS	NS	NS	NS	NS	NS	<0.1	NS
MW-34	12/18/2013	36.64	30.64	6.00	NS	NS	NS	NS	NS	NS	<0.1	NS
MW-34	1/30/2014	36.64	30.82	5.82	<1	<1	<1	<2	<2	<1	<0.1	<1
MW-34	2/24/2014	36.64	30.55	6.09	NS	NS	NS	NS	NS	NS	<0.1	NS
MW-34	3/24/2014	36.64	30.51	6.13	NS	NS	NS	NS	NS	NS	<0.1	NS
MW-34	4/28/2014	36.64	30.05	6.59	<1	<1	<1	<2	<2	<1	<0.1	<1
MW-34	5/20/2014	36.64	29.81	6.83	NS	NS	NS	NS	NS	NS	<0.1	NS
MW-34	6/24/2014	36.64	27.90	8.74	NS	NS	NS	NS	NS	NS	<0.1	NS
MW-34	7/29/2014	36.64	27.33	9.31	<1	<1	<1	<2	<2	<1	<0.1	<1
MW-34	8/14/2014	36.64	28.06	8.58	<1	<1	<1	<2	<2	<1	<0.1	<1
MW-34	9/19/2014	36.64	27.76	8.88	<1	<1	<1	<2	<2	<1	<0.1	<1
MW-34	10/23/2014	36.64	28.76	7.88	<1	<1	<1	<2	<2	<1	0.11	<1
MW-34	11/21/2014	36.64	28.41	8.23	<1	<1	<1	<2	<2	<1	<0.1	<1
MW-34	12/17/2014	36.64	28.66	7.98	<1	<1	<1	<2	<2	<1	<0.1	<1

Table 3 - Groundwater Monitoring Results - Data Summary
3rd Quarter Report - 2022
Chester River Hospital Center
100 Brown Street
Chestertown, MD 21620

Well No.	Date	Top of Casing Elevation (ft)	Depth to GW (ft)	GW Elevation (ft)	Benzene (µg/L)	Toluene (µg/L)	Ethyl-benzene (µg/L)	Xylenes (µg/L)	Total BTEX (µg/L)	MTBE (µg/L)	TPH-DRO (mg/L)	Naphthalene (µg/L)
MDE GW Cleanup Standards for Type I and II Aquifers (*Standards Revised October 2018)					**5**	**1,000**	**700**	**1,000***	**NA**	**20**	**0.047**	**0.17***
MW-34	1/22/2015	36.64	27.31	9.33	<1	<1	<1	<2	<2	<1	<0.1	<1
MW-34	2/18/2015	36.64	28.43	8.21	<1	<1	<1	<2	<2	<1	0.13	<1
MW-34	3/26/2015	36.64	28.23	8.41	<1	<1	<1	<2	<2	<1	<0.1	<1
MW-34	4/23/2015	36.64	28.38	8.26	<1	<1	<1	<2	<2	<1	<0.1	<1
MW-34	5/28/2015	36.64	27.97	8.67	<1	<1	<1	<2	<2	<1	<0.1	<1
MW-34	6/23/2015	36.64	27.67	8.97	<1	<1	<1	<2	<2	<1	<0.1	<1
MW-34	7/29/2015	36.64	27.85	8.79	<1	<1	<1	<2	<2	<1	<0.1	<1
MW-34	8/20/2015	36.64	27.39	9.25	<1	<1	<1	<2	<2	<1	<0.1	<1
MW-34	9/22/2015	36.64	28.70	7.94	NS	NS	NS	NS	NS	NS	<0.1	NS
MW-34	10/20/2015	36.64	29.03	7.61	<1	<1	<1	<2	<2	<1	<0.1	<1
MW-34	11/19/2015	36.64	29.11	7.53	<1	<1	<1	<2	<2	<1	<0.1	<1
MW-34	12/17/2015	36.64	29.16	7.48	NS	NS	NS	NS	NS	NS	<0.1	NS
MW-34	1/5/2016	36.64	28.87	7.77	<1	<1	<1	<2	<2	<1	<0.1	<1
MW-34	2/22/2016	36.64	29.44	7.20	NS	NS	NS	NS	NS	NS	<0.1	NS
MW-34	3/16/2016	36.64	28.98	7.66	NS	NS	NS	NS	NS	NS	<0.1	NS
MW-34	4/21/2016	36.64	28.77	7.87	<1	<1	<1	<2	<2	<1	<0.1	<1
MW-34	5/24/2016	36.64	28.03	8.61	NS	NS	NS	NS	NS	NS	<0.1	NS
MW-34	6/22/2016	36.64	28.31	8.33	NS	NS	NS	NS	NS	NS	<0.1	NS
MW-34	7/27/2016	36.64	28.25	8.39	<1	<1	<1	<2	<2	<1	<0.1	<1
MW-34	8/24/2016	36.64	29.13	7.51	NS	NS	NS	NS	NS	NS	0.11	NS
MW-34	9/28/2016	36.64	29.28	7.36	NS	NS	NS	NS	NS	NS	<0.1	NS
MW-34	10/27/2016	36.64	29.32	7.32	<1	<1	<1	<2	<2	<1	<0.1	<1
MW-34	11/17/2016	36.64	29.42	7.22	NS	NS	NS	NS	NS	NS	<0.1	NS
MW-34	12/20/2016	36.64	29.43	7.21	NS	NS	NS	NS	NS	NS	<0.1	NS
MW-34	1/18/2017	36.64	28.76	7.88	<1	<1	<1	<2	<2	<1	<0.1	<1
MW-34	4/20/2017	36.64	28.31	8.33	<1	<1	<1	<2	<2	<1	<0.1	<1
MW-34	7/18/2017	36.64	28.57	8.07	<1	<1	<1	<2	<2	<1	<0.1	<1
MW-34	10/25/2017	36.64	28.73	7.91	<1	<1	<1	<2	<2	<1	<0.1	<1
MW-34	1/24/2018	36.64	30.06	6.58	<1	<1	<1	<2	<2	<1	<0.1	<1
MW-34	4/25/2018	36.64	29.78	6.86	<1	<1	<1	<2	<2	<1	<0.1	<1
MW-34	7/25/2018	36.64	29.39	7.25	<1	<1	<1	<2	<2	<1	<0.1	<1

Table 3 - Groundwater Monitoring Results - Data Summary
3rd Quarter Report - 2022
Chester River Hospital Center
100 Brown Street
Chestertown, MD 21620

Well No.	Date	Top of Casing Elevation (ft)	Depth to GW (ft)	GW Elevation (ft)	Benzene (µg/L)	Toluene (µg/L)	Ethyl-benzene (µg/L)	Xylenes (µg/L)	Total BTEX (µg/L)	MTBE (µg/L)	TPH-DRO (mg/L)	Naphthalene (µg/L)
MDE GW Cleanup Standards for Type I and II Aquifers (*Standards Revised October 2018)					**5**	**1,000**	**700**	**1,000***	**NA**	**20**	**0.047**	**0.17***
MW-34	10/17/2018	36.64	28.57	8.07	<1	<1	<1	<2	<2	<1	<0.1	<1
MW-34	1/23/2019	36.64	28.36	8.28	<1	<1	<1	<2	<2	<1	<0.1	<1
MW-34	4/24/2019	36.64	27.14	9.50	<1	<1	<1	<2	<2	<1	<0.1	<1
MW-34	7/25/2019	36.64	26.52	10.12	<1	<1	<1	<2	<2	<1	<0.1	<1
MW-34	10/24/2019	36.64	27.88	8.76	<1	<1	<1	<2	<2	<1	<0.1	<1
MW-34	1/16/2020	36.64	27.87	8.77	<1	<1	<1	<2	<2	<1	<0.1	<1
MW-34	4/16/2020	36.64	27.29	9.35	<1	<1	<1	<2	<2	<1	<0.1	<1
MW-34	7/16/2020	36.64	28.06	8.58	<1	<1	<1	<2	<2	<1	<0.1	<1
MW-34	10/20/2020	36.64	28.15	8.49	<1.0	<1.0	<1.0	<3.0	<6.0	<1.0	<0.10	<1.0
MW-34	1/11/2021	36.64	27.60	9.04	<1.0	<1.0	<1.0	<3.0	<6.0	<1.0	<0.10	<1.0
MW-34	4/27/2021	36.64	26.48	10.16	<1.0	<1.0	<1.0	<3.0	<6.0	<1.0	<0.10	<1.0
MW-34	7/27/2021	36.64	25.70	10.94	<1.0	<1.0	<1.0	<3.0	<6.0	<1.0	<0.10	<1.0
MW-34	10/12/2021	36.64	26.04	10.60	<1.0	<1.0	<1.0	<3.0	<6.0	<1.0	<0.10	<1.0
MW-34	2/21/2022	36.64	27.33	9.31	<1.0	<1.0	<1.0	<3.0	<6.0	<1.0	<0.10	<1.0
MW-34	5/9/2022	36.64	26.60	10.04	<1.0	<1.0	<1.0	<3.0	<6.0	<1.0	<0.10	<1.0
MW-34	6/8/2022	36.64	26.14	10.50	<1.0	<1.0	<1.0	<3.0	<6.0	<1.0	<0.10	<1.0
MW-34	7/13/2022	36.64	26.04	10.60	<1.0	<1.0	<1.0	<3.0	<6.0	<1.0	<0.10	<1.0
MW-34	8/23/2022	36.64	26.17	10.47	<1.0	<1.0	<1.0	<3.0	<6.0	<1.0	<0.10	<1.0
MW-34	9/14/2022	36.64	26.47	10.17	<1.0	<1.0	<1.0	<3.0	<6.0	<1.0	<0.10	<1.0
MW-35	6/5/2012	38.62	31.79	6.83	<1	<1	<1	<2	<2	<1	<0.1	<1
MW-35	9/5/2012	38.62	29.63	8.99	<1	<1	<1	<2	<2	<1	<0.1	<1
MW-35	10/1/2012	38.62	29.70	8.92	<1	<1	<1	<2	<2	<1	<0.1	<1
MW-35	11/5/2012	38.62	29.72	8.90	<1	<1	<1	<2	<2	<1	<0.1	<1
MW-35	12/4/2012	38.62	29.60	9.02	<1	<1	<1	<2	<2	<1	<0.1	<1
MW-35	1/7/2013	38.62	29.55	9.07	<1	<1	<1	<2	<2	<1	<0.1	<1
MW-35	2/5/2013	38.62	29.38	9.24	<1	<1	<1	<2	<2	<1	<0.1	<1
MW-35	3/4/2013	38.62	29.33	9.29	<1	<1	<1	<2	<2	<1	<0.1	<1
MW-35	4/8/2013	38.62	29.28	9.34	<1	<1	<1	<2	<2	<1	<0.1	<1
MW-35	5/6/2013	38.62	29.22	9.40	<1	<1	<1	<2	<2	<1	<0.1	<1
MW-35	6/4/2013	38.62	29.15	9.47	<1	<1	<1	<2	<2	<1	0.16	<1

Table 3 - Groundwater Monitoring Results - Data Summary
3rd Quarter Report - 2022
Chester River Hospital Center
100 Brown Street
Chestertown, MD 21620

Well No.	Date	Top of Casing Elevation (ft)	Depth to GW (ft)	GW Elevation (ft)	Benzene (µg/L)	Toluene (µg/L)	Ethyl-benzene (µg/L)	Xylenes (µg/L)	Total BTEX (µg/L)	MTBE (µg/L)	TPH-DRO (mg/L)	Naphthalene (µg/L)
MDE GW Cleanup Standards for Type I and II Aquifers (*Standards Revised October 2018)					**5**	**1,000**	**700**	**1,000***	**NA**	**20**	**0.047**	**0.17***
MW-35	6/17/2013	38.62	30.35	8.27	NS	NS	NS	NS	NS	NS	<0.1	NS
MW-35	7/24/2013	38.62	32.11	6.51	NS	NS	NS	NS	NS	NS	<0.1	NS
MW-35	8/21/2013	38.62	32.42	6.20	NS	NS	NS	NS	NS	NS	<0.1	NS
MW-35	10/21/2013	38.62	32.23	6.39	NS	NS	NS	NS	NS	NS	<0.1	NS
MW-35	11/18/2013	38.62	32.24	6.38	NS	NS	NS	NS	NS	NS	<0.1	NS
MW-35	12/18/2013	38.62	32.48	6.14	NS	NS	NS	NS	NS	NS	<0.1	NS
MW-35	1/30/2014	38.62	32.61	6.01	<1	<1	<1	<2	<2	<1	<0.1	<1
MW-35	2/24/2014	38.62	32.38	6.24	NS	NS	NS	NS	NS	NS	<0.1	NS
MW-35	3/24/2014	38.62	32.35	6.27	NS	NS	NS	NS	NS	NS	<0.1	NS
MW-35	4/28/2014	38.62	31.93	6.69	<1	<1	<1	<2	<2	<1	<0.1	<1
MW-35	5/20/2014	38.62	31.67	6.95	NS	NS	NS	NS	NS	NS	<0.1	NS
MW-35	6/24/2014	38.62	29.58	9.04	NS	NS	NS	NS	NS	NS	<0.1	NS
MW-35	7/29/2014	38.62	28.98	9.64	<1	<1	<1	<2	<2	<1	<0.1	<1
MW-35	8/14/2014	38.62	29.77	8.85	<1	<1	<1	<2	<2	<1	<0.1	<1
MW-35	9/19/2014	38.62	29.38	9.24	<1	<1	<1	<2	<2	<1	<0.1	<1
MW-35	10/24/2014	38.62	30.57	8.05	<1	<1	<1	<2	<2	<1	<0.1	<1
MW-35	11/21/2014	38.62	30.11	8.51	<1	<1	<1	<2	<2	<1	<0.1	<1
MW-35	12/17/2014	38.62	30.45	8.17	<1	<1	<1	<2	<2	<1	<0.1	<1
MW-35	1/22/2015	38.62	29.11	9.51	<1	<1	<1	<2	<2	<1	<0.1	<1
MW-35	2/18/2015	38.62	30.26	8.36	<1	<1	<1	<2	<2	<1	<0.1	<1
MW-35	3/26/2015	38.62	30.03	8.59	<1	<1	<1	<2	<2	<1	<0.1	<1
MW-35	4/23/2015	38.62	30.15	8.47	<1	<1	<1	<2	<2	<1	<0.1	<1
MW-35	5/28/2015	38.62	29.75	8.87	<1	<1	<1	<2	<2	<1	<0.1	<1
MW-35	6/23/2015	38.62	29.41	9.21	<1	<1	<1	<2	<2	<1	<0.1	<1
MW-35	7/29/2015	38.62	29.62	9.00	<1	<1	<1	<2	<2	<1	<0.1	<1
MW-35	8/20/2015	38.62	29.07	9.55	<1	<1	<1	<2	<2	<1	<0.1	<1
MW-35	9/22/2015	38.62	30.51	8.11	NS	NS	NS	NS	NS	NS	<0.1	NS
MW-35	10/20/2015	38.62	30.81	7.81	<1	<1	<1	<2	<2	<1	<0.1	<1
MW-35	11/19/2015	38.62	30.80	7.82	<1	<1	<1	<2	<2	<1	<0.1	<1
MW-35	12/17/2015	38.62	30.98	7.64	NS	NS	NS	NS	NS	NS	<0.1	NS
MW-35	1/5/2016	38.62	30.70	7.92	<1	<1	<1	<2	<2	<1	<0.1	<1

Table 3 - Groundwater Monitoring Results - Data Summary
3rd Quarter Report - 2022
Chester River Hospital Center
100 Brown Street
Chestertown, MD 21620

Well No.	Date	Top of Casing Elevation (ft)	Depth to GW (ft)	GW Elevation (ft)	Benzene (µg/L)	Toluene (µg/L)	Ethyl-benzene (µg/L)	Xylenes (µg/L)	Total BTEX (µg/L)	MTBE (µg/L)	TPH-DRO (mg/L)	Naphthalene (µg/L)
MDE GW Cleanup Standards for Type I and II Aquifers (*Standards Revised October 2018)					**5**	**1,000**	**700**	**1,000***	**NA**	**20**	**0.047**	**0.17***
MW-35	2/22/2016	38.62	31.32	7.30	NS	NS	NS	NS	NS	NS	<0.1	NS
MW-35	3/16/2016	38.62	30.89	7.73	NS	NS	NS	NS	NS	NS	<0.1	NS
MW-35	4/21/2016	38.62	30.62	8.00	<1	<1	<1	<2	<2	<1	<0.1	<1
MW-35	5/24/2016	38.62	29.80	8.82	NS	NS	NS	NS	NS	NS	0.1	NS
MW-35	6/22/2016	38.62	30.15	8.47	NS	NS	NS	NS	NS	NS	<0.1	NS
MW-35	7/27/2016	38.62	30.07	8.55	<1	<1	<1	<2	<2	<1	<0.1	<1
MW-35	8/24/2016	38.62	30.98	7.64	NS	NS	NS	NS	NS	NS	<0.1	NS
MW-35	9/28/2016	38.62	31.11	7.51	NS	NS	NS	NS	NS	NS	<0.1	NS
MW-35	10/27/2016	38.62	31.15	7.47	<1	<1	<1	<2	<2	<1	0.11	<1
MW-35	11/17/2016	38.62	31.28	7.34	NS	NS	NS	NS	NS	NS	<0.1	NS
MW-35	12/20/2016	38.62	31.34	7.28	NS	NS	NS	NS	NS	NS	<0.1	NS
MW-35	1/18/2017	38.62	30.57	8.05	<1	<1	<1	<2	<2	<1	<0.1	<1
MW-35	4/20/2017	38.62	30.07	8.55	<1	<1	<1	<2	<2	<1	<0.1	<1
MW-35	7/19/2017	38.62	30.37	8.25	<1	<1	<1	<2	<2	<1	<0.1	<1
MW-35	10/26/2017	38.62	30.53	8.09	<1	<1	<1	<2	<2	<1	<0.1	<1
MW-35	1/24/2018	38.62	31.92	6.70	<1	<1	<1	<2	<2	<1	<0.1	<1
MW-35	4/25/2018	38.62	31.64	6.98	<1	<1	<1	<2	<2	<1	<0.1	<1
MW-35	7/26/2018	38.62	31.26	7.36	<1	<1	<1	<2	<2	<1	<0.1	<1
MW-35	10/17/2018	38.62	30.42	8.20	<1	<1	<1	<2	<2	<1	<0.1	<1
MW-35	1/23/2019	38.62	30.20	8.42	<1	<1	<1	<2	<2	<1	<0.1	<1
MW-35	4/24/2019	38.62	28.96	9.66	<1	<1	<1	<2	<2	<1	<0.1	<1
MW-35	7/25/2019	38.62	28.18	10.44	<1	<1	<1	<2	<2	<1	<0.1	<1
MW-35	10/24/2019	38.62	29.60	9.02	<1	<1	<1	<2	<2	<1	<0.1	<1
MW-35	1/16/2020	38.62	29.61	9.01	<1	<1	<1	<2	<2	<1	<0.1	<1
MW-35	4/16/2020	38.62	29.04	9.58	<1	<1	<1	<2	<2	<1	<0.1	<1
MW-35	7/16/2020	38.62	29.88	8.74	<1	<1	<1	<2	<2	<1	<0.1	<1
MW-35	10/20/2020	38.62	29.95	8.67	<1.0	<1.0	<1.0	<3.0	<6.0	<1.0	<0.10	<1.0
MW-35	1/11/2021	38.62	29.45	9.17	<1.0	<1.0	<1.0	<3.0	<6.0	<1.0	<0.10	<1.0
MW-35	4/27/2021	38.62	28.21	10.41	<1.0	<1.0	<1.0	<3.0	<6.0	<1.0	<0.10	<1.0
MW-35	2/21/2022	38.62	29.07	9.55	<1.0	<1.0	<1.0	<3.0	<6.0	<1.0	<0.10	<1.0
MW-35	5/9/2022	38.62	28.30	10.32	<1.0	<1.0	<1.0	<3.0	<6.0	<1.0	<0.10	<1.0

Table 3 - Groundwater Monitoring Results - Data Summary
3rd Quarter Report - 2022
Chester River Hospital Center
100 Brown Street
Chestertown, MD 21620

Well No.	Date	Top of Casing Elevation (ft)	Depth to GW (ft)	GW Elevation (ft)	Benzene (µg/L)	Toluene (µg/L)	Ethyl-benzene (µg/L)	Xylenes (µg/L)	Total BTEX (µg/L)	MTBE (µg/L)	TPH-DRO (mg/L)	Naphthalene (µg/L)
MDE GW Cleanup Standards for Type I and II Aquifers (*Standards Revised October 2018)					**5**	**1,000**	**700**	**1,000***	**NA**	**20**	**0.047**	**0.17***
MW-35	6/8/2022	38.62	27.83	10.79	<1.0	<1.0	<1.0	<3.0	<6.0	<1.0	<0.10	<1.0
MW-35	7/13/2022	38.62	27.69	10.93	<1.0	<1.0	<1.0	<3.0	<6.0	<1.0	<0.10	<1.0
MW-35	8/23/2022	38.62	27.81	10.81	<1.0	<1.0	<1.0	<3.0	<6.0	<1.0	<0.10	<1.0
MW-35	9/15/2022	38.62	28.11	10.51	<1.0	<1.0	<1.0	<3.0	<6.0	<1.0	<0.10	<1.0
MW-37	6/5/2012	50.54	41.64	8.90	<1	<1	<1	<2	<2	<1	22	3.9
MW-37	9/6/2012	50.54	39.81	10.73	<1	2.9	1.7	<2	4.6	<1	100	17
MW-37	12/4/2012	50.54	39.89	10.65	<1	<1	<1	<2	<2	<1	27	6.1
MW-37	3/4/2013	50.54	39.70	10.84	<1	<1	<1	<2	<2	<1	67	7.4
MW-37	6/4/2013	50.54	39.45	11.09	<1	<1	<1	<2	<2	<1	12	3.9
MW-37	1/30/2014	50.54	41.97	8.57	<1	<1	<1	<2	<2	<1	46	2.1
MW-37	4/28/2014	50.54	41.79	8.75	<1	<1	<1	<2	<2	<1	8.8	5.8
MW-37	7/24/2014	50.54	39.27	11.27	<1	<1	<1	<2	<2	<1	23	5.3
MW-37	10/24/2014	50.54	40.56	9.98	<1	<1	<1	<2	<2	<1	0.13	<1
MW-37	1/23/2015	50.54	39.41	11.13	<1	<1	<1	<2	<2	<1	28	4.4
MW-37	4/24/2015	50.54	39.99	10.55	<1	<1	<1	<2	<2	<1	7.1	1.4
MW-37	7/30/2015	50.54	39.50	11.04	<1	<1	<1	<2	<2	<1	0.35	1.4
MW-37	9/21/2015	50.54	40.21	10.33	NS	NS	NS	NS	NS	NS	2.3	NS
MW-37	10/5/2015	50.54	40.35	10.19	NS	NS	NS	NS	NS	NS	1.3	NS
MW-37	10/19/2015	50.54	40.52	10.02	<5	<5	<5	<10	<10	<5	0.76	<5
MW-37	1/7/2016	50.54	40.85	9.69	<1	<1	<1	<2	<2	<1	5.2	<1
MW-37	2/23/2016	50.54	41.18	9.36	NS	NS	NS	NS	NS	NS	1.4	NS
MW-37	4/22/2016	50.54	40.58	9.96	<1	<1	<1	<2	<2	1.4	5.2	<1
MW-37	7/28/2016	50.54	40.08	10.46	<1	<1	<1	<2	<2	<1	5.8	1.7
MW-37	10/27/2016	50.54	41.17	9.37	<1	<1	<1	<2	<2	<1	1.4	<1
MW-37	1/19/2017	50.54	40.81	9.73	<1	<1	2.3	<2	2.3	<1	0.96	10
MW-37	4/20/2017	50.54	40.51	10.03	<1	<1	1.7	<2	1.7	<1	2.2	11
MW-37	7/19/2017	50.54	40.75	9.79	<1	<1	<1	<2	<2	<1	1.7[1]	1.3
MW-37	10/26/2017	50.54	40.92	9.62	<1	<1	1.7	<2	1.7	<1	0.73	12
MW-37	1/25/2018	50.54	41.97	8.57	<1	<1	<1	<2	<2	<1	1.5	5.2
MW-37	4/26/2018	50.54	41.77	8.77	<1	<1	<1	<2	<2	<1	1.6	1.8

Table 3 - Groundwater Monitoring Results - Data Summary
3rd Quarter Report - 2022
Chester River Hospital Center
100 Brown Street
Chestertown, MD 21620

Well No.	Date	Top of Casing Elevation (ft)	Depth to GW (ft)	GW Elevation (ft)	Benzene (µg/L)	Toluene (µg/L)	Ethyl-benzene (µg/L)	Xylenes (µg/L)	Total BTEX (µg/L)	MTBE (µg/L)	TPH-DRO (mg/L)	Naphthalene (µg/L)
MDE GW Cleanup Standards for Type I and II Aquifers (*Standards Revised October 2018)					**5**	**1,000**	**700**	**1,000***	**NA**	**20**	**0.047**	**0.17***
MW-37	7/26/2018	50.54	41.30	9.24	<1	<1	<1	<2	<2	<1	2.6	1.6
MW-37	10/18/2018	50.54	40.63	9.91	<1	<1	1.9	<2	1.9	<1	0.93	11
MW-37	1/24/2019	50.54	41.21	9.33	<1	<1	<1	<2	<2	<1	1.6	1.7
MW-37	4/25/2019	50.54	38.88	11.66	<1	<1	<1	<2	<2	<1	0.53	1.3
MW-37	7/25/2019	50.54	38.19	12.35	<1	<1	<1	<2	<2	<1	0.73	2.1
MW-37	10/24/2019	50.54	39.74	10.80	<1	<1	2.6	<2	2.6	<1	0.4	16
MW-37	1/16/2020	50.54	39.98	10.56	<1	<1	1.5	<2	1.5	<1	1.3	9.4
MW-37	4/16/2020	50.54	39.50	11.04	<1	<1	<1	<2	<2	<1	0.6	3.4
MW-37	7/16/2020	50.54	39.97	10.57	<1	<1	1.1	<2	1.1	<1	1.1	6.1
MW-37	10/21/2020	50.54	39.96	10.58	<1.0	<1.0	<1.0	<3.0	<6.0	<1.0	0.2	<1.0
MW-37	1/11/2021	50.54	39.44	11.10	<1.0	<1.0	<1.0	<3.0	<6.0	<1.0	0.1	<1.0
MW-37	4/28/2021	50.54	38.38	12.16	<1.0	<1.0	<1.0	<3.0	<6.0	<1.0	0.2	<1.0
MW-37	7/28/2021	50.54	37.64	12.90	<1.0	<1.0	<1.0	<3.0	<6.0	<1.0	0.24	<1.0
MW-37	10/13/2021	50.54	38.03	12.51	<1.0	<1.0	<1.0	<3.0	<6.0	<1.0	0.20	<1.0
MW-37	2/21/2022	50.54	39.27	11.27	<1.0	<1.0	<1.0	<3.0	<6.0	<1.0	0.27	<1.0
MW-37	5/9/2022	50.54	38.80	11.74	<1.0	<1.0	<1.0	<3.0	<6.0	<1.0	0.28	<1.0
MW-37	6/8/2022	50.54	38.39	12.15	<1.0	<1.0	<1.0	<3.0	<6.0	<1.0	0.22	<1.0
MW-37	7/13/2022	50.54	38.27	12.27	<1.0	<1.0	<1.0	<3.0	<6.0	<1.0	0.14	<1.0
MW-37	8/23/2022	50.54	38.24	12.30	<1.0	<1.0	<1.0	<3.0	<6.0	<1.0	0.23	1.2
MW-37	9/15/2022	50.54	38.49	12.05	<1.0	<1.0	<1.0	<3.0	<6.0	<1.0	0.34	<1.0
MW-40	6/6/2012	46.85	39.96	6.89	<1	<1	<1	<2	<2	<1	12	<1
MW-40	9/6/2012	46.85	36.79	10.06	<1	<1	<1	1.1e	1.1e	<1	26	1.5
MW-40	12/4/2012	46.85	36.84	10.01	<1	<1	<1	1.2e	1.2e	<1	190	2.1
MW-40	3/4/2013	48.98	38.66	10.32	<1	<1	<1	<2	<2	<1	21	1.5
MW-40	6/4/2013	48.69	38.22	10.47	<1	<1	<1	1.9e	1.9e	<1	76	3.3
MW-40	1/30/2014	48.69	42.48	6.21	<1	<1	<1	<2	<2	<1	5.9	<1
MW-40	4/28/2014	48.69	42.00	6.69	<1	<1	<1	<2	<2	<1	<0.1	<1
MW-40	7/29/2014	48.69	38.11	10.58	<1	<1	<1	<2	<2	<1	15	<1
MW-40	8/15/2014	48.69	38.99	9.70	<100	<100	<100	<200	<200	<100	9.1	<100
MW-40	9/19/2014	48.88	39.61	9.27	<1	<1	<1	<2	<2	<1	3.6	1.7

Table 3 - Groundwater Monitoring Results - Data Summary
3rd Quarter Report - 2022
Chester River Hospital Center
100 Brown Street
Chestertown, MD 21620

Well No.	Date	Top of Casing Elevation (ft)	Depth to GW (ft)	GW Elevation (ft)	Benzene (µg/L)	Toluene (µg/L)	Ethyl-benzene (µg/L)	Xylenes (µg/L)	Total BTEX (µg/L)	MTBE (µg/L)	TPH-DRO (mg/L)	Naphthalene (µg/L)
MDE GW Cleanup Standards for Type I and II Aquifers (*Standards Revised October 2018)					**5**	**1,000**	**700**	**1,000***	**NA**	**20**	**0.047**	**0.17***
MW-40	10/24/2014	48.88	40.80	8.08	<1	<1	<1	<2	<2	<1	7.6	2.5
MW-40	11/19/2014	48.88	39.78	9.10	<1	<1	<1	<2	<2	<1	2.1	<1
MW-40	1/23/2015	48.88	39.13	9.75	<1	<1	<1	<2	<2	<1	6.5	<1
MW-40	4/23/2015	48.88	40.08	8.80	<1	<1	<1	<2	<2	<1	1.9	<1
MW-40	7/30/2015	48.88	39.61	9.27	<1	<1	<1	<2	<2	<1	0.47	<1
MW-40	10/21/2015	48.88	40.82	8.06	<1	<1	<1	<2	<2	<1	2.2	<1
MW-40	1/7/2016	48.88	41.20	7.68	<1	<1	<1	<2	<2	<1	0.69	<1
MW-40	2/23/2016	48.88	42.28	6.60	NS	NS	NS	NS	NS	NS	0.25	NS
MW-40	4/22/2016	48.88	41.42	7.46	<1	<1	<1	<2	<2	<1	0.61	<1
MW-40	7/28/2016	48.88	40.53	8.35	<1	<1	<1	1.1	1.1	<1	0.88	2.5
MW-40	10/27/2016	48.88	41.67	7.21	<1	<1	<1	<2	<2	<1	0.18	<1
MW-40	1/19/2017	48.88	40.96	7.92	<1	<1	<1	<2	<2	<1	0.16	<1
MW-40	7/19/2017	48.88	40.86	8.02	<1	<1	<1	<2	<2	<1	0.3	3.1
MW-40	10/27/2017	48.88	41.28	7.60	<1	<1	<1	<2	<2	<1	0.44	5.8
MW-40	1/25/2018	48.88	42.50	6.38	<1	<1	<1	<2	<2	1.3	0.37	<1
MW-40	4/26/2018	48.88	41.78	7.10	<1	<1	<1	<2	<2	<1	0.38	<1
MW-40	7/26/2018	48.88	41.90	6.98	<1	<1	<1	<2	<2	<1	0.21	<1
MW-40	10/18/2018	48.88	41.14	7.74	<1	<1	<1	<2	<2	<1	0.19	<1
MW-40	1/24/2019	48.88	40.52	8.36	<1	<1	<1	<2	<2	<1	0.18	<1
MW-40	4/25/2019	48.88	39.17	9.71	<1	<1	<1	<2	<2	<1	0.16	<1
MW-40	7/25/2019	48.88	37.64	11.24	<1	<1	<1	<2	<2	<1	<0.1	<1
MW-40	10/24/2019	48.88	40.34	8.54	<1	<1	<1	<2	<2	<1	0.25	<1
MW-40	1/16/2020	48.88	40.22	8.66	<1	<1	<1	<2	<2	<1	0.24	4.1
MW-40	4/16/2020	48.88	39.44	9.44	<1	<1	<1	<2	<2	<1	0.22	<1
MW-40	7/16/2020	48.88	40.39	8.49	<1	<1	<1	<2	<2	<1	0.22	1.4
MW-40	10/21/2020	48.88	40.11	8.77	<1.0	<1.0	<1.0	<3.0	<6.0	<1.0	<0.10	<1.0
MW-40	1/11/2021	48.88	39.50	9.38	<1.0	<1.0	<1.0	<3.0	<6.0	<1.0	<0.10	<1.0
MW-40	4/28/2021	48.88	37.94	10.94	<1.0	<1.0	<1.0	<3.0	<6.0	<1.0	<0.10	<1.0
MW-40	7/28/2021	48.88	37.06	11.82	<1.0	<1.0	<1.0	<3.0	<6.0	<1.0	<0.10	<1.0
MW-40	10/14/2021	48.88	37.41	11.47	<1.0	<1.0	<1.0	<3.0	<6.0	<1.0	<0.10	<1.0
MW-40	2/21/2022	48.88	38.61	10.27	<1.0	<1.0	<1.0	<3.0	<6.0	<1.0	<0.10	<1.0

Table 3 - Groundwater Monitoring Results - Data Summary
3rd Quarter Report - 2022
Chester River Hospital Center
100 Brown Street
Chestertown, MD 21620

Well No.	Date	Top of Casing Elevation (ft)	Depth to GW (ft)	GW Elevation (ft)	Benzene (µg/L)	Toluene (µg/L)	Ethyl-benzene (µg/L)	Xylenes (µg/L)	Total BTEX (µg/L)	MTBE (µg/L)	TPH-DRO (mg/L)	Naphthalene (µg/L)
MDE GW Cleanup Standards for Type I and II Aquifers (*Standards Revised October 2018)					**5**	**1,000**	**700**	**1,000***	**NA**	**20**	**0.047**	**0.17***
MW-40	5/9/2022	48.88	37.73	11.15	<1.0	<1.0	<1.0	<3.0	<6.0	<1.0	<0.10	<1.0
MW-40	8/24/2022	48.88	37.16	11.72	<1.0	<1.0	<1.0	<3.0	<6.0	<1.0	<0.10	<1.0
MW-41	6/6/2012	42.92	36.62	6.30	<1	<1	3.4	12	15.4	<1	92	46
MW-41	9/6/2012	42.92	33.31	9.61	<1	<1	1.2	5.1	7.2	<1	23	24
MW-41	12/4/2012	42.92	33.29	9.63	<1	<1	9	20	29	<1	190	82
MW-41	3/4/2013	42.92	33.06	9.86	<1	<1	2.5	5.6	8.1	<1	63	23
MW-41	6/4/2013	42.92	32.81	10.11	<1	<1	1.7	6.9	8.6	<1	410	14
MW-41	1/30/2014	42.92	37.41	5.51	<1	<1	3.6	6.2	<2	<1	76	30
MW-41	4/28/2014	42.92	37.18	5.74	<1	<1	<1	<2	<2	<1	0.53	5.2
MW-41	7/29/2014	42.92	32.85	10.07	<1	<1	<1	<2	<2	<1	9.5	5.7
MW-41	8/15/2014	42.92	34.00	8.92	<100	<100	<100	<200	<200	<100	28	<100
MW-41	9/19/2014	43.15	34.84	8.31	<1	<1	<1	1.3	1.3	<1	3.9	11
MW-41	10/24/2014	43.15	36.03	7.12	<1	<1	<1	<2	<2	<1	1.6	<1
MW-41	11/19/2014	43.15	34.60	8.55	<1	<1	<1	<2	<2	<1	3.1	4
MW-41	1/23/2015	43.15	34.47	8.68	<1	<1	<1	<2	<2	<1	2.2	1.8
MW-41	4/23/2015	43.15	35.57	7.58	<1	<1	<1	<2	<2	<1	3.7	<1
MW-41	7/30/2015	43.15	34.87	8.28	<1	<1	<1	<2	<2	<1	1.2	2.9
MW-41	10/21/2015	43.15	36.20	6.95	<1	<1	<1	<2	<2	<1	1.9	<1
MW-41	1/5/2016	43.15	35.76	7.39	<1	<1	<1	<2	<2	<1	3.7	5.4
MW-41	2/23/2016	43.15	36.94	6.21	NS	NS	NS	NS	NS	NS	0.98	NS
MW-41	4/22/2016	43.15	36.96	6.19	<1	<1	1.6	<2	1.6	<1	3.6	13
MW-41	5/25/2016	43.15	33.97	9.18	NS	NS	NS	NS	NS	NS	4.8	NS
MW-41	7/28/2016	43.15	35.49	7.66	<1	<1	9.4	<2	9.4	<1	7.9	110
MW-41	9/28/2016	43.15	36.37	6.78	NS	NS	NS	NS	NS	NS	3	NS
MW-41	1/18/2017	43.15	36.06	7.09	<1	<1	4.1	<2	4.1	<1	2.7	41
MW-41	4/20/2017	43.15	35.11	8.04	<1	<1	2.6	<2	2.6	<1	5	50
MW-41	7/19/2017	43.15	35.18	7.97	<1	<1	1.2	<2	1.2	<1	6.3[1]	45
MW-41	10/26/2017	43.15	35.51	7.64	<1	<1	3.1	<2	3.1	<1	NS	66
MW-41	10/27/2017	43.15	35.51	7.64	<1	<1	6.2	<2	6.2	<1	3.9	98
MW-41	1/25/2018	43.15	37.19	5.96	<1	<1	14	<2	14	<1	4.8	170

Table 3 - Groundwater Monitoring Results - Data Summary
3rd Quarter Report - 2022
Chester River Hospital Center
100 Brown Street
Chestertown, MD 21620

Well No.	Date	Top of Casing Elevation (ft)	Depth to GW (ft)	GW Elevation (ft)	Benzene (µg/L)	Toluene (µg/L)	Ethyl-benzene (µg/L)	Xylenes (µg/L)	Total BTEX (µg/L)	MTBE (µg/L)	TPH-DRO (mg/L)	Naphthalene (µg/L)
MDE GW Cleanup Standards for Type I and II Aquifers (*Standards Revised October 2018)					**5**	**1,000**	**700**	**1,000***	**NA**	**20**	**0.047**	**0.17***
MW-41	4/26/2018	43.15	36.68	6.47	<1	<1	8.1	<2	8.1	<1	3.2	89
MW-41	7/26/2018	43.15	36.35	6.80	<1	<1	3.2	<2	3.2	<1	1.2	31
MW-41	10/18/2018	43.15	35.58	7.57	<1	<1	2.4	<2	2.4	<1	1	39
MW-41	1/25/2019	43.15	35.28	7.87	<1	<1	3.2	<2	3.2	<1	0.34	40
MW-41	4/25/2019	43.15	34.03	9.12	<1	<1	<1	<2	<2	<1	0.83	3.4
MW-41	7/25/2019	43.15	33.13	10.02	<1	<1	<1	<2	<2	<1	0.27	<1
MW-41	10/24/2019	43.15	35.75	7.40	<1	<1	3	<2	3	<1	0.99	32
MW-41	1/16/2020	43.15	34.63	8.52	<1	<1	1.4	<2	1.4	<1	0.61	11
MW-41	4/16/2020	43.15	33.54	9.61	<1	<1	1.1	<2	1.1	<1	0.31	11
MW-41	7/16/2020	43.15	34.86	8.29	<1	<1	2.1	<2	2.1	<1	0.78	17
MW-41	10/23/2020	43.15	34.60	8.55	<1.0	<1.0	1.5	<3.0	<6.5	<1.0	0.63	19
MW-41	1/11/2021	43.15	34.41	8.74	<1.0	<1.0	2.4	<3.0	<7.4	<1.0	0.63	24
MW-41	4/30/2021	43.15	33.14	10.01	<1.0	<1.0	<1.0	<3.0	<6.0	<1.0	0.27	2
MW-41	7/29/2021	43.15	32.05	11.10	<1.0	<1.0	<1.0	<3.0	<6.0	<1.0	0.11	<1.0
MW-41	10/14/2021	43.15	32.42	10.73	<1.0	<1.0	<1.0	<3.0	<6.0	<1.0	<0.10	<1.0
MW-41	2/21/2022	43.15	33.80	9.35	<1.0	<1.0	<1.0	<3.0	<6.0	<1.0	<0.10	<1.0
MW-41	5/9/2022	43.15	32.38	10.77	<1.0	<1.0	<1.0	<3.0	<6.0	<1.0	<0.10	<1.0
MW-41	8/25/2022	43.15	31.84	11.31	<1.0	<1.0	<1.0	<3.0	<6.0	<1.0	0.2	<1.0
MW-42	6/6/2012	47.04	40.48	6.56	<1	<1	1.2	<2	1.2e	<1	110.0	16
MW-42	9/6/2012	47.04	37.06	9.98	<1	<1	<1	<2	<2	<1	98.0	6.5
MW-42	12/4/2012	46.15	36.17	9.98	<1	<1	<1	<2	<2	<1	160.0	2.6
MW-42	3/4/2013	46.15	36.00	10.15	<1	<1	<1	<2	<2	<1	87.0	2.8
MW-42	6/4/2013	46.15	35.72	10.43	<1	<1	<1	<2	<2	<1	55.0	6.1
MW-42	1/30/2014	46.15	39.32	6.83	<1	<1	<1	<2	<2	<1	0.5	1.3
MW-42	4/28/2014	46.15	39.43	6.72	<1	<1	<1	<2	<2	<1	0.3	4.1
MW-42	7/29/2014	46.15	35.68	10.47	<1	<1	<1	<2	<2	<1	96.0	2.3
MW-42	8/15/2014	46.15	36.67	9.48	<1	<1	<1	<2	<2	<1	9.10	2.7
MW-42	9/19/2014	47.11	37.83	9.28	<1	<1	<1	<2	<2	<1	1.00	<1
MW-42	10/24/2014	47.11	39.14	7.97	<1	<1	<1	<2	<2	<1	1.40	<1
MW-42	11/20/2014	47.11	37.81	9.30	<1	<1	<1	<2	<2	<1	1.20	1.1

Table 3 - Groundwater Monitoring Results - Data Summary
3rd Quarter Report - 2022
Chester River Hospital Center
100 Brown Street
Chestertown, MD 21620

Well No.	Date	Top of Casing Elevation (ft)	Depth to GW (ft)	GW Elevation (ft)	Benzene (µg/L)	Toluene (µg/L)	Ethyl-benzene (µg/L)	Xylenes (µg/L)	Total BTEX (µg/L)	MTBE (µg/L)	TPH-DRO (mg/L)	Naphthalene (µg/L)
MDE GW Cleanup Standards for Type I and II Aquifers (*Standards Revised October 2018)					**5**	**1,000**	**700**	**1,000***	**NA**	**20**	**0.047**	**0.17***
MW-42	1/22/2015	47.11	37.57	9.54	<1	<1	<1	<2	<2	<1	1.20	<1
MW-42	4/24/2015	47.11	38.06	9.05	<1	<1	<1	<2	<2	<1	0.23	<1
MW-42	7/30/2015	47.11	37.40	9.71	<1	<1	<1	<2	<2	<1	0.74	1.1
MW-42	10/21/2015	47.11	38.81	8.30	<1	<1	<1	<2	<2	<1	0.23	<1
MW-42	1/5/2016	47.11	38.63	8.48	<1	<1	<1	<2	<2	<1	2.50	1.3
MW-42	2/23/2016	47.11	39.81	7.30	NS	NS	NS	NS	NS	NS	1.70	NS
MW-42	4/22/2016	47.11	39.02	8.09	<1	<1	<1	<2	<2	<1	4.20	<1
MW-42	5/25/2016	47.11	37.55	9.56	NS	NS	NS	NS	NS	NS	4.00	NS
MW-42	7/28/2016	47.11	38.34	8.77	<1	<1	<1	<2	<2	<1	3.8	<1
MW-42	1/18/2017	47.11	39.20	7.91	<1	<1	<1	<2	<2	<1	0.83	2.2
MW-42	4/20/2017	47.11	38.47	8.64	<1	<1	<1	<2	<2	<1	0.87	2.3
MW-42	7/19/2017	47.11	38.68	8.43	<1	<1	<1	<2	<2	<1	1.7	2.1
MW-42	10/27/2017	47.11	38.95	8.16	<1	<1	<1	<2	<2	<1	1.1	1.4
MW-42	1/25/2018	47.11	40.24	6.87	<1	<1	<1	<2	<2	<1	1.6	<1
MW-42	4/26/2018	47.11	39.81	7.30	<1	<1	<1	<2	<2	<1	0.66	<1
MW-42	7/26/2018	47.11	39.54	7.57	<1	<1	<1	<2	<2	<1	0.26	<1
MW-42	10/18/2018	47.11	38.80	8.31	<1	<1	<1	<2	<2	<1	0.67	<1
MW-42	1/25/2019	47.11	38.30	8.81	<1	<1	<1	<2	<2	<1	0.41	<1
MW-42	4/25/2019	47.11	37.00	10.11	<1	<1	<1	<2	<2	<1	0.65	<1
MW-42	7/25/2019	47.11	36.09	11.02	<1	<1	<1	<2	<2	<1	0.29	<1
MW-42	10/24/2019	47.11	38.03	9.08	<1	<1	<1	<2	<2	<1	0.79	<1
MW-42	1/16/2020	47.11	37.96	9.15	<1	<1	<1	<2	<2	<1	0.33	<1
MW-42	4/16/2020	47.11	37.14	9.97	<1	<1	<1	<2	<2	<1	1.1	<1
MW-42	7/16/2020	47.11	38.08	9.03	<1	<1	<1	<2	<2	<1	1.7	<1
MW-42	10/22/2020	47.11	37.84	9.27	<1.0	2.5	<1.0	<3.0	<7.5	<1.0	0.25	<1.0
MW-42	1/11/2021	47.11	37.50	9.61	<1.0	<1.0	<1.0	<3.0	<6.0	<1.0	<0.10	<1.0
MW-42	4/29/2021	47.11	36.26	10.85	<1.0	<1.0	<1.0	<3.0	<6.0	<1.0	0.13	<1.0
MW-42	7/29/2021	47.11	35.31	11.80	<1.0	<1.0	<1.0	<3.0	<6.0	<1.0	<0.10	<1.0
MW-42	10/13/2021	47.11	35.66	11.45	<1.0	<1.0	<1.0	<3.0	<6.0	<1.0	<0.10	<1.0
MW-42	2/21/2022	47.11	37.09	10.02	<1.0	<1.0	<1.0	<3.0	<6.0	<1.0	<0.10	<1.0
MW-42	5/9/2022	47.11	35.95	11.16	<1.0	<1.0	<1.0	<3.0	<6.0	<1.0	<0.10	<1.0

Table 3 - Groundwater Monitoring Results - Data Summary
3rd Quarter Report - 2022
Chester River Hospital Center
100 Brown Street
Chestertown, MD 21620

Well No.	Date	Top of Casing Elevation (ft)	Depth to GW (ft)	GW Elevation (ft)	Benzene (µg/L)	Toluene (µg/L)	Ethyl-benzene (µg/L)	Xylenes (µg/L)	Total BTEX (µg/L)	MTBE (µg/L)	TPH-DRO (mg/L)	Naphthalene (µg/L)
MDE GW Cleanup Standards for Type I and II Aquifers (*Standards Revised October 2018)					**5**	**1,000**	**700**	**1,000***	**NA**	**20**	**0.047**	**0.17***
MW-42	8/24/2022	47.11	35.39	11.72	<1.0	<1.0	<1.0	<3.0	<6.0	<1.0	<0.10	<1.0
MW-43	6/6/2012	46.55	39.73	6.82	<1	<1	<1	<2	<2	<1	0.2	<1
MW-43	9/6/2012	46.55	36.62	9.93	<1	<1	<1	<2	<2	<1	0.2	<1
MW-43	12/4/2012	46.55	36.61	9.94	<1	<1	<1	<2	<2	<1	0.2	<1
MW-43	3/4/2013	48.03	37.92	10.11	<1	<1	<1	<2	<2	<1	0.1	<1
MW-43	6/4/2013	47.90	37.55	10.35	<1	<1	<1	<2	<2	<1	0.2	1.4
MW-43	1/30/2014	47.90	41.75	6.15	<1	<1	<1	<2	<2	<1	<0.1	<1
MW-43	4/28/2014	47.90	41.50	6.40	<1	<1	<1	<2	<2	<1	<0.1	1.5
MW-43	7/29/2014	47.90	37.44	10.46	<1	<1	<1	<2	<2	<1	14.0	<1
MW-43	8/15/2014	47.90	38.28	9.62	<1	<1	<1	<2	<2	<1	0.23	<1
MW-43	9/19/2014	47.90	39.09	8.81	<1	<1	<1	<2	<2	<1	0.21	<1
MW-43	10/24/2014	47.90	40.24	7.66	<1	<1	<1	<2	<2	<1	0.32	<1
MW-43	11/19/2014	47.90	38.68	9.22	<1	<1	<1	<2	<2	<1	0.33	<1
MW-43	1/22/2015	47.90	38.70	9.20	<1	<1	<1	<2	<2	<1	2.20	<1
MW-43	4/24/2015	47.90	39.36	8.54	<1	<1	<1	<2	<2	<1	<0.1	<1
MW-43	7/30/2015	47.90	38.91	8.99	<1	<1	<1	<2	<2	<1	<0.1	<1
MW-43	10/21/2015	47.90	40.07	7.83	<1	<1	<1	<2	<2	<1	<0.1	<1
MW-43	1/7/2016	47.90	40.18	7.72	<1	<1	<1	<2	<2	<1	0.67	<1
MW-43	2/23/2016	47.90	41.54	6.36	NS	NS	NS	NS	NS	NS	0.56	NS
MW-43	4/22/2016	47.90	40.71	7.19	<1	<1	<1	<2	<2	<1	8.20	<1
MW-43	5/25/2016	47.90	38.74	9.16	NS	NS	NS	NS	NS	NS	9.50	NS
MW-43	9/28/2016	47.90	40.93	6.97	NS	NS	NS	NS	NS	NS	3.9	NS
MW-43	10/27/2016	47.90	41.00	6.90	<10	<10	<10	<20	<20	<10	4.5	<10
MW-43	11/17/2016	47.90	41.14	6.76	NS	NS	NS	NS	NS	NS	NS	NS
MW-43	12/20/2016	47.90	41.02	6.88	NS	NS	NS	NS	NS	NS	5.1	NS
MW-43	1/19/2017	47.90	40.40	7.50	<1	<1	<1	<2	<2	<1	5.6	1.1
MW-43	2/23/2017	47.90	40.30	7.60	NS	NS	NS	NS	NS	NS	NS	NS
MW-43	3/22/2017	47.90	40.57	7.33	NS	NS	NS	NS	NS	NS	NS	NS
MW-43	4/20/2017	47.90	39.55	8.35	<1	<1	<1	<2	<2	<1	6.2	<1
MW-43	5/24/2017	47.90	40.86	7.04	NS	NS	NS	NS	NS	NS	NS	NS

Table 3 - Groundwater Monitoring Results - Data Summary
3rd Quarter Report - 2022
Chester River Hospital Center
100 Brown Street
Chestertown, MD 21620

Well No.	Date	Top of Casing Elevation (ft)	Depth to GW (ft)	GW Elevation (ft)	Benzene (µg/L)	Toluene (µg/L)	Ethyl-benzene (µg/L)	Xylenes (µg/L)	Total BTEX (µg/L)	MTBE (µg/L)	TPH-DRO (mg/L)	Naphthalene (µg/L)
MDE GW Cleanup Standards for Type I and II Aquifers (*Standards Revised October 2018)					**5**	**1,000**	**700**	**1,000***	**NA**	**20**	**0.047**	**0.17***
MW-43	6/22/2017	47.90	40.63	7.27	NS	NS	NS	NS	NS	NS	NS	NS
MW-43	7/19/2017	47.90	39.95	7.95	<1	<1	1.8	<2	1.8	1	19	13
MW-43	10/26/2017	47.90	40.48	7.42	<1	<1	3.5	<2	3.5	<1	4.9	32
MW-43	1/25/2018	47.90	41.73	6.17	<1	<1	<1	<2	<2	<1	9.6	<1
MW-43	4/26/2018	47.90	41.20	6.70	<1	<1	<1	<2	<2	<1	12	<1
MW-43	7/26/2018	47.90	41.12	6.78	<1	<1	<1	<2	<2	<1	6.6	<1
MW-43	10/18/2018	47.90	40.24	7.66	<1	<1	<1	<2	<2	<1	3	<1
MW-43	1/24/2019	47.90	39.66	8.24	<1	<1	<1	<2	<2	<1	7.4	<1
MW-43	4/25/2019	47.90	38.44	9.46	<1	<1	<1	<2	<2	<1	4.8	<1
MW-43	7/25/2019	47.90	37.00	10.90	<1	<1	<1	<2	<2	<1	4.8	<1
MW-43	10/24/2019	47.90	39.43	8.47	<1	<1	<1	<2	<2	<1	7.1	<1
MW-43	1/16/2020	47.90	39.24	8.66	<1	<1	<1	<2	<2	<1	8.8	<1
MW-43	4/16/2020	47.90	38.31	9.59	<1	<1	<1	<2	<2	<1	6.1	<1
MW-43	7/16/2020	47.90	39.49	8.41	<1	<1	<1	<2	<2	<1	6.3	<1
MW-43	10/21/2020	47.90	39.24	8.66	<1.0	<1.0	<1.0	<3.0	<6.0	<1.0	3.5	<1.0
MW-43	1/11/2021	47.90	38.67	9.23	<1.0	<1.0	<1.0	<3.0	<6.0	<1.0	2.9	<1.0
MW-43	4/28/2021	47.90	37.21	10.69	<1.0	<1.0	<1.0	<3.0	<6.0	<1.0	3.4	<1.0
MW-43	7/28/2021	47.90	36.29	11.61	<1.0	<1.0	<1.0	<3.0	<6.0	<1.0	2.1	<1.0
MW-43	10/13/2021	47.90	36.62	11.28	<1.0	<1.0	<1.0	<3.0	<6.0	<1.0	1.4	<1.0
MW-43	2/21/2022	47.90	37.95	9.95	<1.0	<1.0	<1.0	<3.0	<6.0	<1.0	4.6	<1.0
MW-43	5/9/2022	47.90	36.90	11.00	<1.0	<1.0	<1.0	<3.0	<6.0	<1.0	1.6	<1.0
MW-43	6/8/2022	47.90	36.44	11.46	<1.0	<1.0	<1.0	<3.0	<6.0	<1.0	1.1	<1.0
MW-43	7/13/2022	47.90	36.30	11.60	<1.0	<1.0	<1.0	<3.0	<6.0	<1.0	1.7	<1.0
MW-43	8/25/2022	47.90	36.34	11.56	<1.0	<1.0	<1.0	<3.0	<6.0	<1.0	3.7	<1.0
MW-43	9/14/2022	47.90	36.52	11.38	<1.0	<1.0	<1.0	<3.0	<6.0	<1.0	3.6	<1.0
MW-44	6/5/2012	46.66	38.80	7.86	<1	<1	<1	<2	<2	<1	0.46	<1
MW-44	9/5/2012	46.66	36.77	9.89	<1	<1	<1	<2	<2	<1	<0.1	<1
MW-44	12/4/2012	46.66	36.79	9.87	<1	<1	<1	<2	<2	<1	<0.1	<1
MW-44	3/4/2013	47.46	37.26	10.20	<1	<1	<1	<2	<2	<1	<0.1	<1
MW-44	6/3/2013	47.20	36.90	10.30	<1	<1	<1	<2	<2	<1	<0.1	<1

Table 3 - Groundwater Monitoring Results - Data Summary
3rd Quarter Report - 2022
Chester River Hospital Center
100 Brown Street
Chestertown, MD 21620

Well No.	Date	Top of Casing Elevation (ft)	Depth to GW (ft)	GW Elevation (ft)	Benzene (µg/L)	Toluene (µg/L)	Ethyl-benzene (µg/L)	Xylenes (µg/L)	Total BTEX (µg/L)	MTBE (µg/L)	TPH-DRO (mg/L)	Naphthalene (µg/L)
MDE GW Cleanup Standards for Type I and II Aquifers (*Standards Revised October 2018)					**5**	**1,000**	**700**	**1,000***	**NA**	**20**	**0.047**	**0.17***
MW-44	1/30/2014	47.20	40.20	7.00	<1	<1	<1	<2	<2	<1	<0.1	<1
MW-44	4/28/2014	47.20	39.74	7.46	<1	<1	<1	<2	<2	<1	<0.1	<1
MW-44	7/24/2014	47.20	36.77	10.43	<1	<1	<1	<2	<2	<1	<0.1	<1
MW-44	10/24/2014	47.20	38.35	8.85	<1	<1	<1	<2	<2	<1	0.11	<1
MW-44	1/23/2015	47.20	36.79	10.41	<1	<1	<1	<2	<2	<1	<0.1	<1
MW-44	4/24/2015	47.20	37.56	9.64	<1	<1	<1	<2	<2	<1	<0.1	<1
MW-44	7/30/2015	47.20	37.32	9.88	<1	<1	<1	<2	<2	<1	<0.1	<1
MW-44	10/21/2015	47.20	38.42	8.78	<1	<1	<1	<2	<2	<1	<0.1	<1
MW-44	1/7/2016	47.20	38.60	8.60	<1	<1	<1	<2	<2	<1	<0.1	<1
MW-44	4/22/2016	47.20	38.67	8.53	<1	<1	<1	<2	<2	<1	<0.1	<1
MW-44	7/28/2016	47.20	38.03	9.17	<1	<1	<1	<2	<2	<1	0.15	<1
MW-44	1/19/2017	47.20	38.49	8.71	<1	<1	<1	<2	<2	<1	<0.1	<1
MW-44	4/20/2017	47.20	38.02	9.18	<1	<1	<1	<2	<2	<1	<0.1	<1
MW-44	7/19/2017	47.20	38.41	8.79	<1	<1	<1	<2	<2	<1	<0.1	<1
MW-44	10/27/2017	47.20	38.63	8.57	<1	<1	<1	<2	<2	<1	<0.1	<1
MW-44	1/25/2018	47.20	39.94	7.26	<1	<1	<1	<2	<2	1	<0.1	<1
MW-44	4/26/2018	47.20	39.66	7.54	<1	<1	<1	<2	<2	<1	<0.1	<1
MW-44	7/26/2018	47.20	39.36	7.84	<1	<1	<1	<2	<2	<1	<0.1	<1
MW-44	10/18/2018	47.20	38.55	8.65	<1	<1	<1	<2	<2	<1	<0.1	<1
MW-44	1/24/2019	47.20	38.20	9.00	<1	<1	<1	<2	<2	<1	0.11	<1
MW-44	4/25/2019	47.20	36.85	10.35	<1	<1	<1	<2	<2	<1	<0.1	<1
MW-44	7/25/2019	47.20	35.83	11.37	<1	<1	<1	<2	<2	<1	<0.1	<1
MW-44	10/24/2019	47.20	37.73	9.47	<1	<1	<1	<2	<2	<1	0.12	<1
MW-44	1/16/2020	47.20	37.84	9.36	<1	<1	<1	<2	<2	<1	<0.1	<1
MW-44	4/16/2020	47.20	37.18	10.02	<1	<1	<1	<2	<2	<1	<0.1	<1
MW-44	7/16/2020	47.20	37.94	9.26	<1	<1	<1	<2	<2	<1	<0.1	<1
MW-44	10/21/2020	47.20	37.89	9.31	<1.0	<1.0	<1.0	<3.0	<6.0	<1.0	<0.10	<1.0
MW-44	1/11/2021	47.20	37.31	9.89	<1.0	<1.0	<1.0	<3.0	<6.0	<1.0	<0.10	<1.0
MW-44	4/28/2021	47.20	35.97	11.23	<1.0	<1.0	<1.0	<3.0	<6.0	<1.0	<0.10	<1.0
MW-44	7/28/2021	47.20	35.20	12.00	<1.0	<1.0	<1.0	<3.0	<6.0	<1.0	<0.10	<1.0
MW-44	10/13/2021	47.20	35.58	11.62	<1.0	<1.0	<1.0	<3.0	<6.0	<1.0	<0.10	<1.0

Table 3 - Groundwater Monitoring Results - Data Summary
3rd Quarter Report - 2022
Chester River Hospital Center
100 Brown Street
Chestertown, MD 21620

Well No.	Date	Top of Casing Elevation (ft)	Depth to GW (ft)	GW Elevation (ft)	Benzene (µg/L)	Toluene (µg/L)	Ethyl-benzene (µg/L)	Xylenes (µg/L)	Total BTEX (µg/L)	MTBE (µg/L)	TPH-DRO (mg/L)	Naphthalene (µg/L)
MDE GW Cleanup Standards for Type I and II Aquifers (*Standards Revised October 2018)					**5**	**1,000**	**700**	**1,000***	**NA**	**20**	**0.047**	**0.17***
MW-44	2/21/2022	47.20	36.77	10.43	<1.0	<1.0	<1.0	<3.0	<6.0	<1.0	<0.10	<1.0
MW-44	5/9/2022	47.20	36.19	11.01	<1.0	<1.0	<1.0	<3.0	<6.0	<1.0	<0.10	<1.0
MW-44	8/24/2022	47.20	35.65	11.55	<1.0	<1.0	<1.0	<3.0	<6.0	<1.0	<0.10	<1.0
MW-45	6/5/2012	40.91	33.67	7.24	<1	<1	<1	<2	<2	<1	<0.1	<1
MW-45	9/5/2012	40.91	31.59	9.32	<1	<1	<1	<2	<2	<1	<0.1	<1
MW-45	12/4/2012	40.91	31.60	9.31	<1	<1	<1	<2	<2	<1	<0.1	<1
MW-45	6/3/2013	40.91	31.11	9.80	<1	<1	<1	<2	<2	<1	<0.1	<1
MW-45	1/30/2014	40.91	34.76	6.15	<1	<1	<1	<2	<2	<1	<0.1	1.8
MW-45	4/28/2014	40.91	34.22	6.69	<1	<1	<1	<2	<2	<1	<0.1	<1
MW-45	7/29/2014	40.70	30.79	9.91	<1	<1	<1	<2	<2	<1	<0.1	<1
MW-45	8/15/2014	40.70	31.56	9.14	<1	<1	<1	<2	<2	<1	0.24	<1
MW-45	9/19/2014	40.70	31.41	9.29	<1	<1	<1	<2	<2	<1	1.80	<1
MW-45	11/19/2014	40.70	31.47	9.23	<1	<1	<1	<2	<2	<1	<0.1	<1
MW-45	1/23/2015	40.70	30.66	10.04	<1	<1	<1	<2	<2	<1	0.21	<1
MW-45	4/23/2015	40.70	31.81	8.89	<1	<1	<1	<2	<2	<1	<0.1	<1
MW-45	7/30/2015	40.70	31.61	9.09	<1	<1	<1	<2	<2	<1	<0.1	<1
MW-45	1/7/2016	40.70	32.38	8.32	<1	<1	<1	<2	<2	<1	3.20	<1
MW-45	2/23/2016	40.70	33.51	7.19	NS	NS	NS	NS	NS	NS	3.10	NS
MW-45	4/22/2016	40.70	32.95	7.75	<1	<1	<1	<2	<2	<1	5.90	<1
MW-45	7/27/2016	40.70	32.19	8.51	<10	<10	<10	<20	<20	<10	9.30	<10
MW-45	9/28/2016	40.70	33.26	7.44	NS	NS	NS	NS	NS	NS	3.80	NS
MW-45	10/27/2016	40.70	33.27	7.43	<10	<10	<10	<20	<20	<10	5.4	<10
MW-45	1/18/2017	40.70	32.69	8.01	<1	<1	<1	<2	<2	<1	3.2	<1
MW-45	2/23/2017	40.70	32.82	7.88	NS	NS	NS	NS	NS	NS	NS	NS
MW-45	3/22/2017	40.70	33.03	7.67	NS	NS	NS	NS	NS	NS	NS	NS
MW-45	4/20/2017	40.70	32.12	8.58	<1	<1	<1	<2	<2	<1	5.2	<1
MW-45	5/24/2017	40.70	32.68	8.02	NS	NS	NS	NS	NS	NS	NS	NS
MW-45	6/22/2017	40.70	32.95	7.75	NS	NS	NS	NS	NS	NS	NS	NS
MW-45	7/19/2017	40.70	32.92	7.78	<1	<1	<1	<2	<2	<1	12	<1
MW-45	10/27/2017	40.70	32.67	8.03	<1	<1	<1	<2	<2	<1	5.4	<1

Table 3 - Groundwater Monitoring Results - Data Summary
3rd Quarter Report - 2022
Chester River Hospital Center
100 Brown Street
Chestertown, MD 21620

Well No.	Date	Top of Casing Elevation (ft)	Depth to GW (ft)	GW Elevation (ft)	Benzene (µg/L)	Toluene (µg/L)	Ethyl-benzene (µg/L)	Xylenes (µg/L)	Total BTEX (µg/L)	MTBE (µg/L)	TPH-DRO (mg/L)	Naphthalene (µg/L)
MDE GW Cleanup Standards for Type I and II Aquifers (*Standards Revised October 2018)					**5**	**1,000**	**700**	**1,000***	**NA**	**20**	**0.047**	**0.17***
MW-45	1/30/2018	40.70	33.98	6.72	<1	<1	<1	<2	<2	<1	7.3	<1
MW-45	4/26/2018	40.70	33.74	6.96	<1	<1	<1	<2	<2	<1	9.7	<1
MW-45	7/26/2018	40.70	33.40	7.30	<1	<1	<1	<2	<2	<1	2.7	<1
MW-45	10/18/2018	40.70	32.56	8.14	<1	<1	<1	<2	<2	<1	7.1	<1
MW-45	1/25/2019	40.70	32.19	8.51	<1	<1	<1	<2	<2	<1	1.3	<1
MW-45	4/25/2019	40.70	31.03	9.67	<1	<1	<1	<2	<2	<1	3.6	<1
MW-45	7/25/2019	40.70	30.02	10.68	<1	<1	<1	<2	<2	<1	7.3	<1
MW-45	10/24/2019	40.70	22.76	17.94	<1	<1	<1	<2	<2	<1	2.8	<1
MW-45	1/16/2020	40.70	33.73	6.97	<1	<1	<1	<2	<2	<1	2.1	<1
MW-45	4/16/2020	40.70	31.08	9.62	<1	<1	<1	<2	<2	<1	3.3	<1
MW-45	7/16/2020	40.70	31.98	8.72	<1	<1	<1	<2	<2	<1	2.4	<1
MW-45	10/22/2020	40.70	32.00	8.70	<1.0	3	<1.0	<3.0	<8.0	<1.0	3.1	<1.0
MW-45	1/11/2021	40.70	31.41	9.29	<1.0	<1.0	<1.0	<3.0	<6.0	<1.0	3.2	<1.0
MW-45	4/29/2021	40.70	30.18	10.52	<1.0	<1.0	<1.0	<3.0	<6.0	<1.0	3.8	<1.0
MW-45	7/29/2021	40.70	29.31	11.39	<1.0	<1.0	<1.0	<3.0	<6.0	<1.0	3.1	<1.0
MW-45	10/14/2021	40.70	29.65	11.05	<1.0	<1.0	<1.0	<3.0	<6.0	<1.0	3.1	<1.0
MW-45	2/21/2022	40.70	30.98	9.72	<1.0	<1.0	<1.0	<3.0	<6.0	<1.0	6.1	<1.0
MW-45	5/9/2022	40.70	30.18	10.52	<1.0	<1.0	<1.0	<3.0	<6.0	<1.0	1.8	<1.0
MW-45	6/9/2022	40.70	29.67	11.03	<1.0	<1.0	<1.0	<3.0	<6.0	<1.0	1.6	<1.0
MW-45	7/13/2022	40.70	29.56	11.14	<1.0	<1.0	<1.0	<3.0	<6.0	<1.0	0.85	<1.0
MW-45	8/25/2022	40.70	29.62	11.08	<1.0	<1.0	<1.0	<3.0	<6.0	<1.0	1.2	<1.0
MW-45	9/15/2022	40.70	29.94	10.76	<1.0	<1.0	<1.0	<3.0	<6.0	<1.0	1.9	<1.0
MW-46	6/6/2012	41.08	34.67	6.41	<1	<1	1.5	6.9	8.4	<1	<0.1	28
MW-46	9/6/2012	41.08	31.78	9.30	<1	<1	1.5	12	13.5	<1	9.4	28
MW-46	12/4/2012	41.08	31.42	9.66	<1	<1	<1	2.3	2.3	<1	170	6.5
MW-46	3/4/2013	41.08	31.53	9.55	<1	<1	<1	3.6	3.6	<1	100	6.5
MW-46	6/4/2013	41.08	31.30	9.78	<1	<1	<1	1.8	1.8e	<1	14	3.4
MW-46	1/30/2014	41.08	36.20	4.88	<1	<1	<1	1.3	<2	<1	1.5	3.3
MW-46	4/28/2014	41.08	35.58	5.50	<1	<1	1	4.6	5.6	<1	1.1	7.2
MW-46	7/29/2014	40.89	31.04	9.85	<1	<1	<1	1.7	<2	<1	5.6	9

Table 3 - Groundwater Monitoring Results - Data Summary
3rd Quarter Report - 2022
Chester River Hospital Center
100 Brown Street
Chestertown, MD 21620

Well No.	Date	Top of Casing Elevation (ft)	Depth to GW (ft)	GW Elevation (ft)	Benzene (µg/L)	Toluene (µg/L)	Ethyl-benzene (µg/L)	Xylenes (µg/L)	Total BTEX (µg/L)	MTBE (µg/L)	TPH-DRO (mg/L)	Naphthalene (µg/L)
MDE GW Cleanup Standards for Type I and II Aquifers (*Standards Revised October 2018)					**5**	**1,000**	**700**	**1,000***	**NA**	**20**	**0.047**	**0.17***
MW-46	8/15/2014	40.89	32.14	8.75	<1	<1	<1	3.5	3.5	<1	29	16
MW-46	9/19/2014	40.89	32.41	8.48	<1	<1	<1	5.2	5.2	<1	36	21
MW-46	11/19/2014	40.89	32.56	8.33	<1	<1	<1	<2	<2	<1	28	34
MW-46	1/23/2015	40.89	32.23	8.66	<1	<1	<1	4.2	4.2	<1	18	17
MW-46	7/30/2015	40.89	32.82	8.07	<1	<1	1.2	2.1	2.1	<1	15	31
MW-46	1/7/2016	40.89	34.08	6.81	<1	<1	<1	4.9	4.9	<1	1.6	13
MW-46	2/23/2016	40.89	35.34	5.55	NS	NS	NS	NS	NS	NS	1.4	NS
MW-46	4/22/2016	40.89	34.30	6.59	<1	<1	<1	1.5	1.5	<1	5.7	3.7
MW-46	6/22/2016	40.89	33.60	7.29	NS	NS	NS	NS	NS	NS	0.84	NS
MW-46	7/27/2016	40.89	33.45	7.44	<1	<1	<1	4.9	4.9	<1	6.2	18
MW-46	8/24/2016	40.89	34.39	6.50	NS	NS	NS	NS	NS	NS	8.8	NS
MW-46	10/27/2016	40.89	34.42	6.47	<1	<1	<1	5.3	5.3	<1	4.9	30
MW-46	1/18/2017	40.89	32.77	8.12	<1	<1	<1	5.9	5.9	<1	3.5	28
MW-46	4/20/2017	40.89	32.88	8.01	<1	<1	<1	4	4	<1	5.9	30
MW-46	7/19/2017	40.89	33.09	7.80	<1	<1	<1	2.1	2.1	<1	9.8[1]	25
MW-46	10/27/2017	40.89	33.26	7.63	<1	<1	<1	1.4	1.4	<1	NS	17
MW-46	1/25/2018	40.89	34.94	5.95	<1	<1	<1	1.5	1.5	<1	12	24
MW-46	4/26/2018	40.89	34.57	6.32	<1	<1	<1	<2	<2	<1	14	10
MW-46	7/26/2018	40.89	34.29	6.60	<1	<1	<1	<2	<2	<1	1.7	5.5
MW-46	10/18/2018	40.89	33.36	7.53	<1	<1	<1	<2	<2	<1	4.1	18
MW-46	1/24/2019	40.89	33.11	7.78	<1	<1	<1	<2	<2	<1	3.8	16
MW-46	4/24/2019	40.89	31.82	9.07	<1	<1	<1	<2	<2	<1	2.2	27
MW-46	7/25/2019	40.89	30.67	10.22	<1	<1	<1	<2	<2	<1	2.3	19
MW-46	10/24/2019	40.89	32.36	8.53	<1	<1	<1	<2	<2	<1	2.4	19
MW-46	1/16/2020	40.89	34.20	6.69	<1	<1	<1	<2	<2	<1	4.7	18
MW-46	4/16/2020	40.89	31.43	9.46	<1	<1	<1	<2	<2	<1	0.92	16
MW-46	7/16/2020	40.89	32.74	8.15	<1	<1	<1	<2	<2	<1	1.4	8.9
MW-46	10/22/2020	40.89	32.62	8.27	<1.0	<1.0	<1.0	<3.0	<6.0	<1.0	4.3	43
MW-46	1/11/2021	40.89	32.15	8.74	<1.0	<1.0	<1.0	<3.0	<6.0	<1.0	2.2	48
MW-46	4/29/2021	40.89	30.84	10.05	<1.0	<1.0	<1.0	<3.0	<6.0	<1.0	2.3	40
MW-46	7/29/2021	40.89	29.80	11.09	<1.0	<1.0	<1.0	<3.0	<6.0	<1.0	0.56	34

Table 3 - Groundwater Monitoring Results - Data Summary
3rd Quarter Report - 2022
Chester River Hospital Center
100 Brown Street
Chestertown, MD 21620

Well No.	Date	Top of Casing Elevation (ft)	Depth to GW (ft)	GW Elevation (ft)	Benzene (µg/L)	Toluene (µg/L)	Ethyl-benzene (µg/L)	Xylenes (µg/L)	Total BTEX (µg/L)	MTBE (µg/L)	TPH-DRO (mg/L)	Naphthalene (µg/L)
MDE GW Cleanup Standards for Type I and II Aquifers (*Standards Revised October 2018)					**5**	**1,000**	**700**	**1,000***	**NA**	**20**	**0.047**	**0.17***
MW-46	10/14/2021	40.89	30.10	10.79	<1.0	<1.0	<1.0	<3.0	<6.0	<1.0	1.2	25
MW-46	2/21/2022	40.89	31.66	9.23	<1.0	<1.0	<1.0	<3.0	<6.0	<1.0	3.4	36
MW-46	5/9/2022	40.89	30.40	10.49	<1.0	<1.0	<1.0	<3.0	<6.0	<1.0	1.5	24
MW-46	6/9/2022	40.89	29.91	10.98	<1.0	<1.0	<1.0	<3.0	<6.0	<1.0	0.55	15
MW-46	7/13/2022	40.89	29.80	11.09	<1.0	<1.0	<1.0	<3.0	<6.0	<1.0	1.9	11
MW-46	8/24/2022	40.89	29.84	11.05	<1.0	<1.0	<1.0	<3.0	<6.0	<1.0	2.2	14
MW-46	9/15/2022	40.89	30.14	10.75	<1.0	<1.0	<1.0	<3.0	<6.0	<1.0	2.1	10
MW-47	6/6/2012	40.74	34.59	6.15	<1	<1	<1	2.2	2.2	<1	99	8.5
MW-47	12/4/2012	40.74	31.42	9.32	<1	<1	<1	<2	<2	<1	180	1.7
MW-47	3/4/2013	40.74	31.17	9.57	1.9	<1	17	78.3	97.2	<1	6500	180
MW-47	7/29/2014	40.74	30.92	9.82	2.3	<1	11	23.3	36.6	<1	530	110
MW-47	8/15/2014	40.74	31.95	8.79	3.7	<1	7.2	15.4	26.3	<1	260	74
MW-47	9/19/2014	40.74	33.10	7.64	3.6	<1	8.3	19.4	31.3	<1	210	76
MW-47	11/19/2014	40.74	32.21	8.53	6.5	<1	14	<2	20.5	<1	260	160
MW-47	1/23/2015	40.74	32.55	8.19	<5	<5	14	28.0	42.0	<5	98	130
MW-47	4/24/2015	40.74	33.51	7.23	4.2	<1	2.8	5.0	12.0	<1	21	29
MW-47	9/21/2015	40.74	34.18	6.56	NS	NS	NS	NS	NS	NS	1.8	NS
MW-47	10/5/2015	40.74	34.27	6.47	NS	NS	NS	NS	NS	NS	1.3	NS
MW-47	10/19/2015	40.74	34.42	6.32	<5	<5	5.6	13.0	18.6	<5	0.92	53
MW-47	1/5/2016	40.74	34.06	6.68	<1	<1	<1	2.2	2.2	<1	1.9	8.8
MW-47	2/23/2016	40.74	35.02	5.72	NS	NS	NS	NS	NS	NS	1.4	NS
MW-47	4/22/2016	40.74	34.18	6.56	3.5	<1	2.4	2.4	7.9	<1	7.2	6.9
MW-47	5/25/2016	40.74	32.22	8.52	NS	NS	NS	NS	NS	NS	9.7	NS
MW-47	7/28/2016	40.74	33.58	7.16	8.7	<1	8	8.4	25.1	<1	12	30
MW-47	10/27/2016	40.74	34.61	6.13	6.7	<1	10	9.5	26.2	<1	5.6	30
MW-47	1/18/2017	40.74	34.03	6.71	11	<1	17	28.9	56.9	<1	4.7	71
MW-47	4/20/2017	40.74	33.18	7.56	7.6	<1	14	17.8	39.4	<1	7	56
MW-47	7/19/2017	40.74	33.28	7.46	6.6	<1	13	14.9	34.5	<1	23[1]	70
MW-47	10/26/2017	40.74	33.48	7.26	9.1	<1	20	19.1	48.2	<1	6.7	89
MW-47	1/25/2018	40.74	35.13	5.61	5.4	<1	12	9.6	27.0	<1	7.3	52

Table 3 - Groundwater Monitoring Results - Data Summary
3rd Quarter Report - 2022
Chester River Hospital Center
100 Brown Street
Chestertown, MD 21620

Well No.	Date	Top of Casing Elevation (ft)	Depth to GW (ft)	GW Elevation (ft)	Benzene (µg/L)	Toluene (µg/L)	Ethyl-benzene (µg/L)	Xylenes (µg/L)	Total BTEX (µg/L)	MTBE (µg/L)	TPH-DRO (mg/L)	Naphthalene (µg/L)
MDE GW Cleanup Standards for Type I and II Aquifers (*Standards Revised October 2018)					**5**	**1,000**	**700**	**1,000***	**NA**	**20**	**0.047**	**0.17***
MW-47	4/26/2018	40.74	35.64	5.10	7.3	<1	8	5.3	20.6	<1	8.9	35
MW-47	7/26/2018	40.74	34.35	6.39	5.9	<1	14	8.7	28.6	<1	2.7	61
MW-47	10/18/2018	40.74	33.57	7.17	6.3	<1	18	9.1	33.4	<1	5.9	81
MW-47	1/25/2019	40.74	33.27	7.47	6.7	<1	14	5.2	25.9	<1	1.3	58
MW-47	4/25/2019	40.74	31.86	8.88	4.1	<1	11	4.4	19.5	<1	4	45
MW-47	7/25/2019	40.74	31.03	9.71	3.4	<1	12	3.9	19.3	<1	2.6	33
MW-47	10/24/2019	40.74	32.62	8.12	5.5	<1	12	3.0	20.5	<1	4.1	47
MW-47	1/16/2020	40.74	32.44	8.30	3.5	<1	8	<2	11.5	<1	1.9	32
MW-47	4/16/2020	40.74	31.44	9.30	1.4	<1	6.4	<2	7.8	<1	2.4	21
MW-47	7/16/2020	40.74	32.75	7.99	3.9	<1	12	2.7	18.6	<1	2.1	43
MW-47	10/23/2020	40.74	32.57	8.17	6.1	<1.0	20	<4	<31.1	<1.0	4.6	73
MW-47	1/11/2021	40.74	32.38	8.36	5.1	<1.0	10	<3.0	<19.1	<1.0	1.6	34
MW-47	4/30/2021	40.74	30.97	9.77	2.1	<1.0	4.7	<3.0	<10.8	<1.0	0.96	19
MW-47	7/29/2021	40.74	29.92	10.82	1.5	<1.0	2.9	<3.0	<8.4	<1.0	0.2	13
MW-47	10/14/2021	40.74	30.21	10.53	<1.0	<1.0	1	<3.0	<8.4	<1.0	0.67	6.2
MW-47	2/21/2022	40.74	31.61	9.13	<1.0	<1.0	6.3	<3.0	6.3	<1.0	1.4	14
MW-47	5/9/2022	40.74	30.24	10.50	<1.0	<1.0	1.2	<3.0	<6.2	<1.0	0.76	<1.0
MW-47	6/9/2022	40.74	29.76	10.98	<1.0	<1.0	<1.0	<3.0	<1.0	<6.0	0.5	<1.0
MW-47	7/13/2022	40.74	29.68	11.06	<1.0	<1.0	<1.0	<3.0	<6.0	<1.0	0.23	<1.0
MW-47	8/25/2022	40.74	29.71	11.03	<1.0	<1.0	<1.0	<3.0	<6.0	<1.0	0.34	<1.0
MW-47	9/15/2022	40.74	29.99	10.75	<1.0	<1.0	<1.0	<3.0	<6.0	<1.0	0.38	<1.0
MW-48	4/8/2013	36.22	27.26	8.96	<1	<1	<1	<2	<2	<1	<0.1	<1
MW-48	5/6/2013	36.22	27.20	9.02	<1	<1	<1	<2	<2	<1	<0.1	<1
MW-48	6/3/2013	36.22	27.13	9.09	<1	<1	<1	<2	<2	<1	<0.1	<1
MW-48	6/17/2013	36.22	28.02	8.20	NS	NS	NS	NS	NS	NS	<0.1	NS
MW-48	7/24/2013	36.22	29.53	6.69	NS	NS	NS	NS	NS	NS	0.11	NS
MW-48	8/21/2013	36.22	29.77	6.45	NS	NS	NS	NS	NS	NS	<0.1	NS
MW-48	10/21/2013	36.22	29.71	6.51	NS	NS	NS	NS	NS	NS	<0.1	NS
MW-48	11/18/2013	36.22	29.68	6.54	NS	NS	NS	NS	NS	NS	<0.1	NS
MW-48	12/18/2013	36.22	29.90	6.32	NS	NS	NS	NS	NS	NS	<0.1	NS

Table 3 - Groundwater Monitoring Results - Data Summary
3rd Quarter Report - 2022
Chester River Hospital Center
100 Brown Street
Chestertown, MD 21620

Well No.	Date	Top of Casing Elevation (ft)	Depth to GW (ft)	GW Elevation (ft)	Benzene (µg/L)	Toluene (µg/L)	Ethyl-benzene (µg/L)	Xylenes (µg/L)	Total BTEX (µg/L)	MTBE (µg/L)	TPH-DRO (mg/L)	Naphthalene (µg/L)
MDE GW Cleanup Standards for Type I and II Aquifers (*Standards Revised October 2018)					**5**	**1,000**	**700**	**1,000***	**NA**	**20**	**0.047**	**0.17***
MW-48	1/30/2014	36.22	30.15	6.07	<1	<1	<1	<2	<2	<1	<0.1	<1
MW-48	2/24/2014	36.22	29.91	6.31	NS	NS	NS	NS	NS	NS	<0.1	NS
MW-48	3/24/2014	36.22	29.75	6.47	NS	NS	NS	NS	NS	NS	<0.1	NS
MW-48	4/28/2014	36.22	29.34	6.88	<1	<1	<1	<2	<2	<1	<0.1	<1
MW-48	5/20/2014	36.22	29.07	7.15	NS	NS	NS	NS	NS	NS	<0.1	NS
MW-48	6/24/2014	36.22	28.46	7.76	NS	NS	NS	NS	NS	NS	<0.1	NS
MW-48	7/24/2014	36.22	26.87	9.35	<1	<1	<1	<2	<2	<1	<0.1	<1
MW-48	8/14/2014	36.22	27.48	8.74	<1	<1	<1	<2	<2	<1	<0.1	<1
MW-48	9/19/2014	36.22	27.11	9.11	<1	<1	<1	<2	<2	<1	<0.1	<1
MW-48	11/20/2014	36.22	27.76	8.46	<1	<1	<1	<2	<2	<1	<0.1	<1
MW-48	12/17/2014	36.22	27.89	8.33	<1	<1	<1	<2	<2	<1	<0.1	<1
MW-48	3/25/2015	36.22	27.51	8.71	<1	<1	<1	<2	<2	<1	0.15	<1
MW-48	4/24/2015	36.22	28.62	7.60	<1	<1	<1	<2	<2	<1	<0.1	<1
MW-48	5/28/2015	36.22	27.28	8.94	<1	<1	<1	<2	<2	<1	<0.1	<1
MW-48	6/23/2015	36.22	27.07	9.15	<1	<1	<1	<2	<2	<1	<0.1	<1
MW-48	7/30/2015	36.22	27.15	9.07	<1	<1	<1	<2	<2	<1	<0.1	<1
MW-48	8/20/2015	36.22	26.80	9.42	<1	<1	<1	<2	<2	<1	<0.1	<1
MW-48	9/22/2015	36.22	27.95	8.27	NS	NS	NS	NS	NS	NS	<0.1	NS
MW-48	10/20/2015	36.22	28.31	7.91	<1	<1	<1	<2	<2	<1	<0.1	<1
MW-48	11/19/2015	36.22	28.38	7.84	<1	<1	<1	<2	<2	<1	<0.1	<1
MW-48	12/17/2015	36.22	28.45	7.77	NS	NS	NS	NS	NS	NS	<0.1	NS
MW-48	3/16/2016	36.22	28.24	7.98	NS	NS	NS	NS	NS	NS	<0.1	NS
MW-48	4/22/2016	36.22	28.02	8.20	<1	<1	<1	<2	<2	<1	<0.1	<1
MW-48	5/24/2016	36.22	27.50	8.72	NS	NS	NS	NS	NS	NS	<0.1	NS
MW-48	6/22/2016	36.22	27.59	8.63	NS	NS	NS	NS	NS	NS	<0.1	NS
MW-48	7/27/2016	36.22	27.98	8.24	<1	<1	<1	<2	<2	<1	<0.1	<1
MW-48	8/24/2016	36.22	28.39	7.83	NS	NS	NS	NS	NS	NS	0.15	NS
MW-48	9/28/2016	36.22	28.56	7.66	NS	NS	NS	NS	NS	NS	0.14	NS
MW-48	10/27/2016	36.22	28.59	7.63	<1	<1	<1	<2	<2	<1	NS	<1
MW-48	11/17/2016	36.22	28.69	7.53	NS	NS	NS	NS	NS	NS	<0.1	NS
MW-48	1/18/2017	36.22	28.08	8.14	<1	<1	<1	<2	<2	<1	<0.1	<1

Table 3 - Groundwater Monitoring Results - Data Summary
3rd Quarter Report - 2022
Chester River Hospital Center
100 Brown Street
Chestertown, MD 21620

Well No.	Date	Top of Casing Elevation (ft)	Depth to GW (ft)	GW Elevation (ft)	Benzene (µg/L)	Toluene (µg/L)	Ethyl-benzene (µg/L)	Xylenes (µg/L)	Total BTEX (µg/L)	MTBE (µg/L)	TPH-DRO (mg/L)	Naphthalene (µg/L)
MDE GW Cleanup Standards for Type I and II Aquifers (*Standards Revised October 2018)					**5**	**1,000**	**700**	**1,000***	**NA**	**20**	**0.047**	**0.17***
MW-48	4/20/2017	36.22	27.77	8.45	<1	<1	<1	<2	<2	<1	<0.1	<1
MW-48	7/18/2017	36.22	27.94	8.28	<1	<1	<1	<2	<2	<1	<0.1	<1
MW-48	10/25/2017	36.22	28.21	8.01	<1	<1	<1	<2	<2	<1	<0.1	<1
MW-48	1/25/2018	36.22	29.34	6.88	<1	<1	<1	<2	<2	<1	<0.1	<1
MW-48	4/26/2018	36.22	29.11	7.11	<1	<1	<1	<2	<2	<1	<0.1	<1
MW-48	7/26/2018	36.22	28.70	7.52	<1	<1	<1	<2	<2	<1	<0.1	<1
MW-48	10/18/2018	36.22	27.92	8.30	<1	<1	<1	<2	<2	<1	<0.1	<1
MW-48	1/24/2019	36.22	27.70	8.52	<1	<1	<1	<2	<2	<1	<0.1	<1
MW-48	4/25/2019	36.22	26.50	9.72	<1	<1	<1	<2	<2	<1	<0.1	<1
MW-48	7/25/2019	36.22	25.96	10.26	<1	<1	<1	<2	<2	<1	<0.1	<1
MW-48	10/24/2019	36.22	27.25	8.97	<1	<1	<1	<2	<2	<1	<0.1	<1
MW-48	1/16/2020	36.22	27.28	8.94	<1	<1	<1	<2	<2	<1	0.17	<1
MW-48	4/16/2020	36.22	26.82	9.40	<1	<1	<1	<2	<2	<1	<0.1	<1
MW-48	7/16/2020	36.22	27.42	8.80	<1	<1	<1	<2	<2	<1	<0.1	<1
MW-48	10/20/2020	36.22	27.49	8.73	<1.0	<1.0	<1.0	<3.0	<6.0	<1.0	<0.10	<1.0
MW-48	1/11/2021	36.22	26.93	9.29	<1.0	<1.0	<1.0	<3.0	<6.0	<1.0	<0.10	<1.0
MW-48	4/27/2021	36.22	25.83	10.39	<1.0	<1.0	<1.0	<3.0	<6.0	<1.0	<0.10	<1.0
MW-48	7/27/2021	36.22	25.18	11.04	<1.0	<1.0	<1.0	<3.0	<6.0	<1.0	<0.10	<1.0
MW-48	10/12/2021	36.22	25.56	10.66	<1.0	<1.0	<1.0	<3.0	<6.0	<1.0	<0.10	<1.0
MW-48	2/21/2022	36.22	26.75	9.47	<1.0	<1.0	<1.0	<3.0	<6.0	<1.0	<0.10	<1.0
MW-48	5/9/2022	36.22	26.23	9.99	<1.0	<1.0	<1.0	<3.0	<6.0	<1.0	<0.10	<1.0
MW-48	6/8/2022	36.22	25.75	10.47	<1.0	<1.0	<1.0	<3.0	<6.0	<1.0	<0.12	<1.0
MW-48	7/13/2022	36.22	25.66	10.56	<1.0	<1.0	<1.0	<3.0	<6.0	<1.0	<0.10	<1.0
MW-48	8/22/2022	36.22	25.81	10.41	<1.0	<1.0	<1.0	<3.0	<6.0	<1.0	<0.10	<1.0
MW-48	9/14/2022	36.22	26.11	10.11	<1.0	<1.0	<1.0	<3.0	<6.0	<1.0	<0.10	<1.0
MW-49	4/8/2013	35.49	26.80	8.69	<1	<1	<1	<2	<2	<1	<0.1	<1
MW-49	5/6/2013	35.49	26.75	8.74	<1	<1	<1	<2	<2	<1	<0.1	<1
MW-49	6/3/2013	35.49	26.68	8.81	<1	<1	<1	<2	<2	<1	0.32	<1
MW-49	7/24/2013	35.49	28.72	6.77	NS	NS	NS	NS	NS	NS	0.11	NS
MW-49	8/21/2013	35.49	28.98	6.51	NS	NS	NS	NS	NS	NS	<0.1	NS

Table 3 - Groundwater Monitoring Results - Data Summary
3rd Quarter Report - 2022
Chester River Hospital Center
100 Brown Street
Chestertown, MD 21620

Well No.	Date	Top of Casing Elevation (ft)	Depth to GW (ft)	GW Elevation (ft)	Benzene (µg/L)	Toluene (µg/L)	Ethyl-benzene (µg/L)	Xylenes (µg/L)	Total BTEX (µg/L)	MTBE (µg/L)	TPH-DRO (mg/L)	Naphthalene (µg/L)
MDE GW Cleanup Standards for Type I and II Aquifers (*Standards Revised October 2018)					**5**	**1,000**	**700**	**1,000***	**NA**	**20**	**0.047**	**0.17***
MW-49	9/24/2013	35.49	29.22	6.27	NS	NS	NS	NS	NS	NS	<0.1	NS
MW-49	10/21/2013	35.49	28.97	6.52	NS	NS	NS	NS	NS	NS	<0.1	NS
MW-49	11/18/2013	35.49	28.95	6.54	NS	NS	NS	NS	NS	NS	<0.1	NS
MW-49	12/18/2013	35.49	29.15	6.34	NS	NS	NS	NS	NS	NS	<0.1	NS
MW-49	1/30/2014	35.49	29.48	6.01	<1	<1	<1	<2	<2	<1	<0.1	<1
MW-49	2/24/2014	35.49	29.20	6.29	NS	NS	NS	NS	NS	NS	<0.1	NS
MW-49	3/24/2014	35.49	28.97	6.52	NS	NS	NS	NS	NS	NS	<0.1	NS
MW-49	4/28/2014	35.49	28.56	6.93	<1	<1	<1	<2	<2	<1	<0.1	<1
MW-49	5/20/2014	35.49	28.29	7.20	NS	NS	NS	NS	NS	NS	<0.1	NS
MW-49	6/24/2014	35.49	26.92	8.57	NS	NS	NS	NS	NS	NS	<0.1	NS
MW-49	7/24/2014	35.49	27.40	8.09	<1	<1	<1	<2	<2	<1	<0.1	<1
MW-49	8/14/2014	35.49	26.75	8.74	<1	<1	<1	<2	<2	<1	<0.1	<1
MW-49	9/19/2014	35.49	26.53	8.96	<1	<1	<1	<2	<2	<1	<0.1	<1
MW-49	11/20/2014	35.49	27.22	8.27	<1	<1	<1	<2	<2	<1	<0.1	<1
MW-49	12/17/2014	35.49	27.22	8.27	<1	<1	<1	<2	<2	<1	<0.1	<1
MW-49	1/22/2015	35.49	26.19	9.30	<1	<1	<1	<2	<2	<1	<0.1	<1
MW-49	3/26/2015	35.49	26.82	8.67	<1	<1	<1	<2	<2	<1	<0.1	<1
MW-49	4/24/2015	35.49	26.92	8.57	<1	<1	<1	<2	<2	<1	<0.1	<1
MW-49	5/28/2015	35.49	26.60	8.89	<1	<1	<1	<2	<2	<1	<0.1	<1
MW-49	6/23/2015	35.49	26.40	9.09	<1	<1	<1	<2	<2	<1	<0.1	<1
MW-49	7/30/2015	35.49	26.49	9.00	<1	<1	<1	<2	<2	<1	<0.1	<1
MW-49	8/20/2015	35.49	26.23	9.26	<1	<1	<1	<2	<2	<1	<0.1	<1
MW-49	9/22/2015	35.49	27.24	8.25	NS	NS	NS	NS	NS	NS	<0.1	NS
MW-49	10/20/2015	35.49	27.57	7.92	<1	<1	<1	<2	<2	<1	<0.1	<1
MW-49	11/19/2015	35.49	27.65	7.84	<1	<1	<1	<2	<2	<1	<0.1	<1
MW-49	12/17/2015	35.49	27.75	7.74	NS	NS	NS	NS	NS	NS	<0.1	NS
MW-49	2/22/2016	35.49	27.86	7.63	NS	NS	NS	NS	NS	NS	<0.1	NS
MW-49	3/16/2016	35.49	27.48	8.01	NS	NS	NS	NS	NS	NS	<0.1	NS
MW-49	4/22/2016	35.49	27.27	8.22	<1	<1	<1	<2	<2	<1	<0.1	<1
MW-49	5/24/2016	35.49	26.88	8.61	NS	NS	NS	NS	NS	NS	0.1	NS
MW-49	6/22/2016	35.49	26.90	8.59	NS	NS	NS	NS	NS	NS	<0.1	NS

Table 3 - Groundwater Monitoring Results - Data Summary
3rd Quarter Report - 2022
Chester River Hospital Center
100 Brown Street
Chestertown, MD 21620

Well No.	Date	Top of Casing Elevation (ft)	Depth to GW (ft)	GW Elevation (ft)	Benzene (µg/L)	Toluene (µg/L)	Ethyl-benzene (µg/L)	Xylenes (µg/L)	Total BTEX (µg/L)	MTBE (µg/L)	TPH-DRO (mg/L)	Naphthalene (µg/L)
MDE GW Cleanup Standards for Type I and II Aquifers (*Standards Revised October 2018)					**5**	**1,000**	**700**	**1,000***	**NA**	**20**	**0.047**	**0.17***
MW-49	7/27/2016	35.49	26.89	8.60	<1	<1	<1	<2	<2	<1	<0.1	<1
MW-49	8/24/2016	35.49	27.61	7.88	NS	NS	NS	NS	NS	NS	<0.1	NS
MW-49	9/28/2016	35.49	27.81	7.68	NS	NS	NS	NS	NS	NS	<0.1	NS
MW-49	10/27/2016	35.49	27.82	7.67	<1	<1	<1	<2	<2	<1	0.12	<1
MW-49	11/17/2016	35.49	27.93	7.56	NS	NS	NS	NS	NS	NS	<0.1	NS
MW-49	1/18/2017	35.49	27.39	8.10	<1	<1	<1	<2	<2	<1	<0.1	<1
MW-49	4/20/2017	35.49	27.17	8.32	<1	<1	<1	<2	<2	<1	<0.1	<1
MW-49	7/18/2017	35.49	27.42	8.07	<1	<1	<1	<2	<2	<1	<0.1	<1
MW-49	10/25/2017	35.49	27.59	7.90	<1	<1	<1	<2	<2	<1	<0.1	<1
MW-49	1/25/2018	35.49	28.59	6.90	<1	<1	<1	<2	<2	<1	<0.1	<1
MW-49	4/26/2018	35.49	28.37	7.12	<1	<1	<1	<2	<2	<1	<0.1	<1
MW-49	7/25/2018	35.49	27.95	7.54	<1	<1	<1	<2	<2	<1	<0.1	<1
MW-49	10/18/2018	35.49	27.23	8.26	<1	<1	<1	<2	<2	<1	<0.1	<1
MW-49	1/24/2019	35.49	27.00	8.49	<1	<1	<1	<2	<2	<1	0.13	<1
MW-49	4/25/2019	35.49	25.81	9.68	<1	<1	<1	<2	<2	<1	<0.1	<1
MW-49	7/25/2019	35.49	25.38	10.11	<1	<1	<1	<2	<2	<1	<0.1	<1
MW-49	10/24/2019	35.49	26.63	8.86	<1	<1	<1	<2	<2	<1	<0.1	<1
MW-49	1/16/2020	35.49	26.68	8.81	<1	<1	<1	<2	<2	<1	<0.1	<1
MW-49	4/16/2020	35.49	26.26	9.23	<1	<1	<1	<2	<2	<1	<0.1	<1
MW-49	7/16/2020	35.49	26.78	8.71	<1	<1	<1	<2	<2	<1	<0.1	<1
MW-49	10/20/2020	35.49	26.84	8.65	<1.0	<1.0	<1.0	<3.0	<6.0	<1.0	<0.10	<1.0
MW-49	1/11/2021	35.49	26.23	9.26	<1.0	<1.0	<1.0	<3.0	<6.0	<1.0	<0.10	<1.0
MW-49	4/27/2021	35.49	25.21	10.28	<1.0	<1.0	<1.0	<3.0	<6.0	<1.0	<0.10	<1.0
MW-49	7/27/2021	35.49	24.61	10.88	<1.0	<1.0	<1.0	<3.0	<6.0	<1.0	<0.10	<1.0
MW-49	10/12/2021	35.49	25.04	10.45	<1.0	<1.0	<1.0	<3.0	<6.0	<1.0	<0.10	<1.0
MW-49	2/21/2022	35.49	26.15	9.34	<1.0	<1.0	<1.0	<3.0	<6.0	<1.0	<0.10	<1.0
MW-49	5/9/2022	35.49	25.72	9.77	<1.0	<1.0	<1.0	<3.0	<6.0	<1.0	<0.10	<1.0
MW-49	6/8/2022	35.49	25.25	10.24	<1.0	<1.0	<1.0	<3.0	<6.0	<1.0	<0.11	<1.0
MW-49	7/13/2022	35.49	25.13	10.36	<1.0	<1.0	<1.0	<3.0	<6.0	<1.0	<0.10	<1.0
MW-49	8/22/2022	35.49	25.35	10.14	<1.0	<1.0	<1.0	<3.0	<6.0	<1.0	<0.10	<1.0
MW-49	9/14/2022	35.49	25.64	9.85	<1.0	<1.0	<1.0	<3.0	<6.0	<1.0	<0.10	<1.0

Table 3 - Groundwater Monitoring Results - Data Summary
3rd Quarter Report - 2022
Chester River Hospital Center
100 Brown Street
Chestertown, MD 21620

Well No.	Date	Top of Casing Elevation (ft)	Depth to GW (ft)	GW Elevation (ft)	Benzene (µg/L)	Toluene (µg/L)	Ethyl-benzene (µg/L)	Xylenes (µg/L)	Total BTEX (µg/L)	MTBE (µg/L)	TPH-DRO (mg/L)	Naphthalene (µg/L)
MDE GW Cleanup Standards for Type I and II Aquifers (*Standards Revised October 2018)					**5**	**1,000**	**700**	**1,000***	**NA**	**20**	**0.047**	**0.17***
MW-50	4/8/2013	35.64	26.86	8.78	<1	<1	<1	<2	<2	<1	<0.1	<1
MW-50	5/6/2013	35.64	26.81	8.83	<1	<1	<1	<2	<2	<1	<0.1	<1
MW-50	6/3/2013	35.64	26.74	8.90	<1	<1	<1	<2	<2	<1	0.35	<1
MW-50	6/17/2013	35.64	27.57	8.07	NS	NS	NS	NS	NS	NS	<0.1	NS
MW-50	7/24/2013	35.64	29.07	6.57	NS	NS	NS	NS	NS	NS	0.14	NS
MW-50	8/21/2013	35.64	29.33	6.31	NS	NS	NS	NS	NS	NS	<0.1	NS
MW-50	9/24/2013	35.64	29.55	6.09	NS	NS	NS	NS	NS	NS	<0.1	NS
MW-50	10/21/2013	35.64	29.25	6.39	NS	NS	NS	NS	NS	NS	<0.1	NS
MW-50	11/18/2013	35.64	29.25	6.39	NS	NS	NS	NS	NS	NS	<0.1	NS
MW-50	12/18/2013	35.64	29.43	6.21	NS	NS	NS	NS	NS	NS	<0.1	NS
MW-50	1/30/2014	35.64	29.70	5.94	<1	<1	<1	<2	<2	<1	<0.1	<1
MW-50	2/24/2014	35.64	29.43	6.21	NS	NS	NS	NS	NS	NS	<0.1	NS
MW-50	3/24/2014	35.64	29.25	6.39	NS	NS	NS	NS	NS	NS	<0.1	NS
MW-50	4/28/2014	35.64	28.87	6.77	<1	<1	<1	<2	<2	<1	<0.1	<1
MW-50	5/20/2014	35.64	28.59	7.05	NS	NS	NS	NS	NS	NS	<0.1	NS
MW-50	6/24/2014	35.64	27.04	8.60	NS	NS	NS	NS	NS	NS	<0.1	NS
MW-50	7/24/2014	35.64	26.51	9.13	<1	<1	<1	<2	<2	<1	<0.1	<1
MW-50	8/14/2014	35.64	27.07	8.57	<1	<1	<1	<2	<2	<1	<0.1	<1
MW-50	9/19/2014	35.64	26.69	8.95	<1	<1	<1	<2	<2	<1	<0.1	<1
MW-50	10/24/2014	35.64	27.62	8.02	<1	<1	<1	<2	<2	<1	0.58	<1
MW-50	11/21/2014	35.64	27.39	8.25	<1	<1	<1	<2	<2	<1	<0.1	<1
MW-50	12/17/2014	35.64	27.46	8.18	<1	<1	<1	<2	<2	<1	<0.1	<1
MW-50	1/23/2015	35.64	26.16	9.48	<1	<1	<1	<2	<2	<1	<0.1	<1
MW-50	2/18/2015	35.64	27.26	8.38	<1	<1	<1	<2	<2	<1	<0.1	<1
MW-50	3/25/2015	35.64	27.08	8.56	<1	<1	<1	<2	<2	<1	0.11	<1
MW-50	5/28/2015	35.64	26.85	8.79	<1	<1	<1	<2	<2	<1	<0.1	<1
MW-50	6/23/2015	35.64	26.66	8.98	<1	<1	<1	<2	<2	<1	<0.1	<1
MW-50	7/30/2015	35.64	26.71	8.93	<1	<1	<1	<2	<2	<1	<0.1	<1
MW-50	8/20/2015	35.64	26.39	9.25	<1	<1	<1	<2	<2	<1	<0.1	<1
MW-50	9/22/2015	35.64	27.50	8.14	NS	NS	NS	NS	NS	NS	<0.1	NS

Table 3 - Groundwater Monitoring Results - Data Summary
3rd Quarter Report - 2022
Chester River Hospital Center
100 Brown Street
Chestertown, MD 21620

Well No.	Date	Top of Casing Elevation (ft)	Depth to GW (ft)	GW Elevation (ft)	Benzene (µg/L)	Toluene (µg/L)	Ethyl-benzene (µg/L)	Xylenes (µg/L)	Total BTEX (µg/L)	MTBE (µg/L)	TPH-DRO (mg/L)	Naphthalene (µg/L)
MDE GW Cleanup Standards for Type I and II Aquifers (*Standards Revised October 2018)					**5**	**1,000**	**700**	**1,000***	**NA**	**20**	**0.047**	**0.17***
MW-50	10/20/2015	35.64	27.84	7.80	<1	<1	<1	<2	<2	<1	<0.1	<1
MW-50	11/19/2015	35.64	27.92	7.72	<1	<1	<1	<2	<2	<1	<0.1	<1
MW-50	12/17/2015	35.64	27.98	7.66	NS	NS	NS	NS	NS	NS	0.16	NS
MW-50	1/5/2016	35.64	27.67	7.97	<1	<1	<1	<2	<2	<1	<0.1	<1
MW-50	2/22/2016	35.64	28.16	7.48	NS	NS	NS	NS	NS	NS	<0.1	NS
MW-50	3/16/2016	35.64	27.76	7.88	NS	NS	NS	NS	NS	NS	<0.1	NS
MW-50	4/22/2016	35.64	27.54	8.10	<1	<1	<1	<2	<2	<1	<0.1	<1
MW-50	5/24/2016	35.64	27.06	8.58	NS	NS	NS	NS	NS	NS	0.12	NS
MW-50	6/22/2016	35.64	27.07	8.57	NS	NS	NS	NS	NS	NS	<0.1	NS
MW-50	7/27/2016	35.64	27.14	8.50	<1	<1	<1	<2	<2	<1	<0.1	<1
MW-50	8/24/2016	35.64	27.93	7.71	NS	NS	NS	NS	NS	NS	<0.1	NS
MW-50	9/28/2016	35.64	28.09	7.55	NS	NS	NS	NS	NS	NS	0.19	NS
MW-50	10/26/2016	35.64	28.10	7.54	<1	<1	<1	<2	<2	<1	<0.1	<1
MW-50	11/17/2016	35.64	28.22	7.42	NS	NS	NS	NS	NS	NS	<0.1	NS
MW-50	12/20/2016	35.64	28.34	7.30	NS	NS	NS	NS	NS	NS	<0.1	NS
MW-50	1/18/2017	35.64	27.81	7.83	<1	<1	<1	<2	<2	<1	<0.1	<1
MW-50	4/20/2017	35.64	27.34	8.30	<1	<1	<1	<2	<2	<1	<0.1	<1
MW-50	7/18/2017	35.64	27.59	8.05	<1	<1	<1	<2	<2	<1	<0.1	<1
MW-50	10/25/2017	35.64	27.76	7.88	<1	<1	<1	<2	<2	<1	<0.1	<1
MW-50	1/25/2018	35.64	28.85	6.79	<1	<1	<1	<2	<2	<1	<0.1	<1
MW-50	4/26/2018	35.64	28.62	7.02	<1	<1	<1	<2	<2	<1	<0.1	<1
MW-50	7/25/2018	35.64	28.19	7.45	<1	<1	<1	<2	<2	<1	<0.1	<1
MW-50	10/18/2018	35.64	27.45	8.19	<1	<1	<1	<2	<2	<1	<0.1	<1
MW-50	1/24/2019	35.64	27.10	8.54	<1	<1	<1	<2	<2	<1	<0.1	<1
MW-50	4/25/2019	35.64	26.05	9.59	<1	<1	<1	<2	<2	<1	<0.1	<1
MW-50	7/25/2019	35.64	25.56	10.08	<1	<1	<1	<2	<2	<1	<0.1	<1
MW-50	10/24/2019	35.64	26.82	8.82	<1	<1	<1	<2	<2	<1	<0.1	<1
MW-50	1/15/2020	35.64	26.86	8.78	<1	<1	<1	<2	<2	<1	0.13	<1
MW-50	4/16/2020	35.64	26.38	9.26	<1	<1	<1	<2	<2	<1	<0.1	<1
MW-50	7/16/2020	35.64	26.96	8.69	<1	<1	<1	<2	<2	<1	<0.1	<1
MW-50	10/20/2020	35.64	27.06	8.58	<1.0	<1.0	<1.0	<3.0	<6.0	<1.0	<0.10	<1.0

Table 3 - Groundwater Monitoring Results - Data Summary
3rd Quarter Report - 2022
Chester River Hospital Center
100 Brown Street
Chestertown, MD 21620

Well No.	Date	Top of Casing Elevation (ft)	Depth to GW (ft)	GW Elevation (ft)	Benzene (µg/L)	Toluene (µg/L)	Ethyl-benzene (µg/L)	Xylenes (µg/L)	Total BTEX (µg/L)	MTBE (µg/L)	TPH-DRO (mg/L)	Naphthalene (µg/L)
MDE GW Cleanup Standards for Type I and II Aquifers (*Standards Revised October 2018)					**5**	**1,000**	**700**	**1,000***	**NA**	**20**	**0.047**	**0.17***
MW-50	1/11/2021	35.64	26.48	9.16	<1.0	<1.0	<1.0	<3.0	<6.0	<1.0	<0.10	<1.0
MW-50	4/27/2021	35.64	25.42	10.22	<1.0	<1.0	<1.0	<3.0	<6.0	<1.0	<0.10	<1.0
MW-50	7/27/2021	35.64	24.80	10.84	<1.0	<1.0	<1.0	<3.0	<6.0	<1.0	<0.10	<1.0
MW-50	10/12/2021	35.64	25.19	10.45	<1.0	<1.0	<1.0	<3.0	<6.0	<1.0	<0.10	<1.0
MW-50	2/21/2022	35.64	26.32	9.32	<1.0	<1.0	<1.0	<3.0	<6.0	<1.0	<0.10	<1.0
MW-50	5/9/2022	35.64	25.80	9.84	<1.0	<1.0	<1.0	<3.0	<6.0	<1.0	<0.10	<1.0
MW-50	6/7/2022	35.64	25.35	10.29	<1.0	<1.0	<1.0	<3.0	<6.0	<1.0	<0.11	<1.0
MW-50	7/13/2022	35.64	25.25	10.39	<1.0	<1.0	<1.0	<3.0	<6.0	<1.0	<0.10	<1.0
MW-50	8/22/2022	35.64	25.42	10.22	<1.0	<1.0	<1.0	<3.0	<6.0	<1.0	<0.10	<1.0
MW-50	9/14/2022	35.64	25.71	9.93	<1.0	<1.0	<1.0	<3.0	<6.0	<1.0	<0.10	<1.0
MW-51	7/28/2016	60.55	50.05	10.50	<1	<1	<1	<2	<2	<1	3	<1
MW-51	8/24/2016	60.55	50.95	9.60	NS	NS	NS	NS	NS	NS	6.9	NS
MW-51	9/28/2016	60.55	50.81	9.74	NS	NS	NS	NS	NS	NS	1.9	NS
MW-51	10/27/2016	60.55	51.00	9.55	<1	<1	<1	<2	<2	<1	2.4	<1
MW-51	11/17/2016	60.55	51.19	9.36	NS	NS	NS	NS	NS	NS	1.2	NS
MW-51	12/20/2016	60.55	51.30	9.25	NS	NS	NS	NS	NS	NS	1.3	NS
MW-51	1/19/2017	60.55	50.73	9.82	<1	<1	<1	<2	<2	<1	1.6	<1
MW-51	4/20/2017	60.55	50.56	9.99	<1	<1	<1	<2	<2	<1	3.1	<1
MW-51	7/19/2017	60.55	50.80	9.75	<1	<1	<1	<2	<2	<1	5.1[1]	<1
MW-51	10/26/2017	60.55	50.95	9.60	<1	<1	<1	<2	<2	<1	1.7	<1
MW-51	1/25/2018	60.55	51.90	8.65	<1	<1	<1	<2	<2	<1	2.5	1.7
MW-51	4/26/2018	60.55	51.81	8.74	<1	<1	<1	<2	<2	<1	2.2	<1
MW-51	7/26/2018	60.55	51.31	9.24	<1	<1	<1	<2	<2	<1	0.87	<1
MW-51	10/18/2018	60.55	50.62	9.93	<1	<1	<1	<2	<2	<1	1.3	<1
MW-51	1/24/2019	60.55	50.23	10.32	<1	<1	<1	<2	<2	<1	1.6	<1
MW-51	4/25/2019	60.55	48.89	11.66	<1	<1	<1	<2	<2	<1	0.41	<1
MW-51	7/25/2019	60.55	48.24	12.31	<1	<1	<1	<2	<2	<1	0.17	<1
MW-51	10/24/2019	60.55	49.63	10.92	<1	<1	<1	<2	<2	<1	0.34	<1
MW-51	1/16/2020	60.55	49.97	10.58	<1	<1	<1	<2	<2	<1	0.16	<1
MW-51	4/16/2020	60.55	49.77	10.78	<1	<1	<1	<2	<2	<1	0.24	<1

Table 3 - Groundwater Monitoring Results - Data Summary
3rd Quarter Report - 2022
Chester River Hospital Center
100 Brown Street
Chestertown, MD 21620

Well No.	Date	Top of Casing Elevation (ft)	Depth to GW (ft)	GW Elevation (ft)	Benzene (µg/L)	Toluene (µg/L)	Ethyl-benzene (µg/L)	Xylenes (µg/L)	Total BTEX (µg/L)	MTBE (µg/L)	TPH-DRO (mg/L)	Naphthalene (µg/L)
MDE GW Cleanup Standards for Type I and II Aquifers (*Standards Revised October 2018)					**5**	**1,000**	**700**	**1,000***	**NA**	**20**	**0.047**	**0.17***
MW-51	7/16/2020	60.55	49.90	10.65	<1	<1	<1	<2	<2	<1	0.52	<1
MW-51	10/21/2020	60.55	49.95	10.60	<1.0	<1.0	<1.0	<3.0	<6.0	<1.0	<0.10	<1.0
MW-51	1/11/2021	60.55	49.45	11.10	<1.0	<1.0	<1.0	<3.0	<6.0	<1.0	<0.10	<1.0
MW-51	4/28/2021	60.55	48.37	12.18	<1.0	<1.0	<1.0	<3.0	<6.0	<1.0	<0.10	<1.0
MW-51	7/28/2021	60.55	47.73	12.82	<1.0	<1.0	<1.0	<3.0	<6.0	<1.0	<0.10	<1.0
MW-51	10/13/2021	60.55	-	-	<1.0	<1.0	<1.0	<3.0	<6.0	<1.0	<0.10	<1.0
MW-51	2/21/2022	60.55	49.33	11.22	<1.0	<1.0	<1.0	<3.0	<6.0	<1.0	<0.10	<1.0
MW-51	5/9/2022	60.55	48.98	11.57	<1.0	<1.0	<1.0	<3.0	<6.0	<1.0	<0.10	<1.0
MW-51	6/8/2022	60.55	48.65	11.90	<1.0	<1.0	<1.0	<3.0	<6.0	<1.0	<0.10	<1.0
MW-51	7/13/2022	60.55	48.50	12.05	<1.0	<1.0	<1.0	<3.0	<6.0	<1.0	<0.10	<1.0
MW-51	8/23/2022	60.55	48.47	12.08	<1.0	<1.0	<1.0	<3.0	<6.0	<1.0	<0.10	<1.0
MW-51	9/15/2022	60.55	48.66	11.89	<1.0	<1.0	<1.0	<3.0	<6.0	<1.0	0.16	<1.0
MW-52	7/28/2016	47.25	39.05	8.20	<1	<1	<1	<2	<2	<1	1.5	4.7
MW-52	8/24/2016	47.25	40.43	6.82	NS	NS	NS	NS	NS	NS	1.2	NS
MW-52	9/28/2016	47.25	39.93	7.32	NS	NS	NS	NS	NS	NS	0.19	NS
MW-52	10/27/2016	47.25	40.40	6.85	<1	<1	<1	<2	<2	<1	0.25	3.3
MW-52	11/17/2016	47.25	40.57	6.68	NS	NS	NS	NS	NS	NS	0.15	NS
MW-52	12/20/2016	47.25	40.54	6.71	NS	NS	NS	NS	NS	NS	<0.1	NS
MW-52	1/19/2017	47.25	39.87	7.38	<1	<1	<1	<2	<2	<1	<0.1	1
MW-52	4/20/2017	47.25	39.13	8.12	<1	<1	<1	<2	<2	<1	0.17	1.9
MW-52	7/19/2017	47.25	39.35	7.90	<1	<1	<1	<2	<2	<1	0.16	<1
MW-52	1/25/2018	47.25	40.91	6.34	<1	<1	<1	<2	<2	<1	0.12	<1
MW-52	4/26/2018	47.25	40.43	6.82	<1	<1	<1	<2	<2	<1	<0.1	2.4
MW-52	7/26/2018	47.25	40.27	6.98	<1	<1	<1	<2	<2	<1	0.22	<1
MW-52	10/18/2018	47.25	39.60	7.65	<1	<1	<1	<2	<2	<1	<0.1	<1
MW-52	1/24/2019	47.25	38.92	8.33	<1	<1	<1	<2	<2	<1	<0.1	<1
MW-52	4/25/2019	47.25	37.71	9.54	<1	<1	<1	<2	<2	<1	0.31	<1
MW-52	7/25/2019	47.25	36.65	10.60	<1	<1	<1	<2	<2	<1	<0.1	<1
MW-52	10/24/2019	47.25	38.73	8.52	<1	<1	<1	<2	<2	<1	0.39	<1
MW-52	1/16/2020	47.25	38.58	8.67	<1	<1	<1	<2	<2	<1	<0.1	<1

Table 3 - Groundwater Monitoring Results - Data Summary
3rd Quarter Report - 2022
Chester River Hospital Center
100 Brown Street
Chestertown, MD 21620

Well No.	Date	Top of Casing Elevation (ft)	Depth to GW (ft)	GW Elevation (ft)	Benzene (µg/L)	Toluene (µg/L)	Ethyl-benzene (µg/L)	Xylenes (µg/L)	Total BTEX (µg/L)	MTBE (µg/L)	TPH-DRO (mg/L)	Naphthalene (µg/L)
MDE GW Cleanup Standards for Type I and II Aquifers (*Standards Revised October 2018)					**5**	**1,000**	**700**	**1,000***	**NA**	**20**	**0.047**	**0.17***
MW-52	4/16/2020	47.25	37.83	9.42	<1	<1	<1	<2	<2	<1	<0.1	<1
MW-52	7/16/2020	47.25	38.71	8.54	<1	<1	<1	<2	<2	<1	<0.1	<1
MW-52	10/21/2020	47.25	38.47	8.78	<1.0	<1.0	<1.0	<3.0	<6.0	<1.0	<0.10	<1.0
MW-52	1/11/2021	47.25	38.09	9.16	<1.0	<1.0	<1.0	<3.0	<6.0	<1.0	<0.10	<1.0
MW-52	4/28/2021	47.25	36.81	10.44	<1.0	<1.0	<1.0	<3.0	<6.0	<1.0	<0.10	<1.0
MW-52	7/28/2021	47.25	35.85	11.40	<1.0	<1.0	<1.0	<3.0	<6.0	<1.0	<0.10	<1.0
MW-52	10/14/2021	47.25	36.20	11.05	<1.0	<1.0	<1.0	<3.0	<6.0	<1.0	<0.10	<1.0
MW-52	2/21/2022	47.25	37.60	9.65	<1.0	<1.0	<1.0	<3.0	<6.0	<1.0	<0.10	<1.0
MW-52	5/9/2022	47.25	36.48	10.77	<1.0	<1.0	<1.0	<3.0	<6.0	<1.0	<0.10	<1.0
MW-52	6/8/2022	47.25	36.02	11.23	<1.0	<1.0	<1.0	<3.0	<6.0	<1.0	<0.10	<1.0
MW-52	7/13/2022	47.25	35.93	11.32	<1.0	<1.0	<1.0	<3.0	<6.0	<1.0	<0.10	<1.0
MW-52	8/24/2022	47.25	35.97	11.28	<1.0	<1.0	<1.0	<3.0	<6.0	<1.0	<0.10	<1.0
MW-52	9/15/2022	47.25	36.20	11.05	<1.0	<1.0	<1.0	<3.0	<6.0	<1.0	<0.10	<1.0
MW-53	7/28/2016	47.69	40.13	7.56	<1	<1	1.9	<2.0	1.9	<1	4.1	21
MW-53	8/24/2016	47.69	41.47	6.22	NS	NS	NS	NS	NS	NS	4.6	NS
MW-53	9/28/2016	47.69	41.27	6.42	NS	NS	NS	NS	NS	NS	1.4	NS
MW-53	10/27/2016	47.69	41.19	6.50	<1	<1	9.8	6.4	16.2	<1	1.6	87
MW-53	11/17/2016	47.69	41.25	6.44	NS	NS	NS	NS	NS	NS	0.9	NS
MW-53	12/20/2016	47.69	40.95	6.74	NS	NS	NS	NS	NS	NS	1.1	NS
MW-53	1/19/2017	47.69	40.30	7.39	<1	<1	<1	<2	<2	<1	0.77	8.8
MW-53	4/20/2017	47.69	39.49	8.20	<1	<1	<1	<2	<2	<1	1.00	<1
MW-53	7/19/2017	47.69	40.37	7.32	<1	<1	5.1	<2	<2	<1	1.40	51
MW-53	10/27/2017	47.69	40.82	6.87	<1	<1	4.6	3.1	7.7	<1	1.20	29
MW-53	1/25/2018	47.69	42.07	5.62	<1	<1	3.2	<2	3.2	<1	2.40	16
MW-53	4/26/2018	47.69	41.54	6.15	<1	<1	11	6	17	<1	2.20	38
MW-53	7/26/2018	47.69	41.49	6.20	<1	<1	7.9	4.4	12.3	<1	2.20	42
MW-53	10/18/2018	47.69	40.72	6.97	<1	<1	6.4	2.9	9.3	<1	0.44	35
MW-53	1/25/2019	47.69	40.20	7.49	<1	<1	2.9	<2	2.9	<1	0.20	18
MW-53	4/25/2019	47.69	38.70	8.99	<1	<1	1.2	<2	1.2	<1	0.62	7.6
MW-53	7/25/2019	47.69	36.96	10.73	<1	<1	<1	<2	<2	<1	0.34	1.1

Table 3 - Groundwater Monitoring Results - Data Summary
3rd Quarter Report - 2022
Chester River Hospital Center
100 Brown Street
Chestertown, MD 21620

Well No.	Date	Top of Casing Elevation (ft)	Depth to GW (ft)	GW Elevation (ft)	Benzene (µg/L)	Toluene (µg/L)	Ethyl-benzene (µg/L)	Xylenes (µg/L)	Total BTEX (µg/L)	MTBE (µg/L)	TPH-DRO (mg/L)	Naphthalene (µg/L)
MDE GW Cleanup Standards for Type I and II Aquifers (*Standards Revised October 2018)					**5**	**1,000**	**700**	**1,000***	**NA**	**20**	**0.047**	**0.17***
MW-53	10/24/2019	47.69	39.96	7.73	<1	<1	4.1	<2	4.1	<1	1.4	18
MW-53	1/16/2020	47.69	39.85	7.84	<1	<1	8.2	3	11.2	<1	1.9	47
MW-53	4/16/2020	47.69	38.90	8.79	<1	<1	7.6	2.7	10.3	<1	1.9	57
MW-53	7/16/2020	47.69	40.00	7.69	<1	<1	6.4	<2	6.4	<1	1.5	64
MW-53	10/21/2020	47.69	39.74	7.95	<1.0	<1.0	6	<3.0	<11.0	<1.0	1.1	55
MW-53	1/11/2021	47.69	39.01	8.68	<1.0	<1.0	5.3	<3.0	<10.3	<1.0	1	48
MW-53	4/28/2021	47.69	37.31	10.38	<1.0	<1.0	<1.0	<3.0	<6.0	<1.0	0.26	6.1
MW-53	7/28/2021	47.69	36.49	11.20	<1.0	<1.0	<1.0	<3.0	<6.0	<1.0	0.11	1.9
MW-53	10/13/2021	47.69	36.83	10.86	<1.0	<1.0	<1.0	<3.0	<6.0	<1.0	<0.10	<1.0
MW-53	2/21/2022	47.69	37.93	9.76	<1.0	<1.0	<1.0	<3.0	<6.0	<1.0	<0.10	<1.0
MW-53	5/9/2022	47.69	37.07	10.62	<1.0	<1.0	<1.0	<3.0	<6.0	<1.0	0.14	<1.0
MW-53	8/24/2022	47.69	36.50	11.19	<1.0	<1.0	<1.0	<3.0	<6.0	<1.0	<0.10	<1.0
MW-54	7/28/2016	42.99	36.13	6.86	<1	<1	9.1	5.9	15	<1	6.1	42
MW-54	8/24/2016	42.99	37.43	5.56	NS	NS	NS	NS	NS	NS	5.2	NS
MW-54	9/28/2016	42.99	36.97	6.02	NS	NS	NS	NS	NS	NS	6	NS
MW-54	10/27/2016	42.99	37.30	5.69	<1	<1	4.5	8.9	13.4	<1	2	15
MW-54	11/17/2016	42.99	37.35	5.64	NS	NS	NS	NS	NS	NS	1.5	NS
MW-54	12/20/2016	42.99	37.21	5.78	NS	NS	NS	NS	NS	NS	3.8	NS
MW-54	1/19/2017	42.99	36.47	6.52	<1	<1	6.3	16.2	22.5	<1	2.2	16
MW-54	4/20/2017	42.99	35.64	7.35	<1	<1	4.1	3	7.1	<1	1.7	9.4
MW-54	7/19/2017	42.99	35.82	7.17	<1	<1	2.8	<2	2.8	<1	8.9[1]	9.4
MW-54	10/26/2017	42.99	36.40	6.59	<1	<1	4.8	2.4	7.2	<1	3.4	15
MW-54	1/25/2018	42.99	37.67	5.32	1.3	<1	5.8	3.8	10.9	<1	5	20
MW-54	4/26/2018	42.99	37.18	5.81	<1	<1	2.1	<2	2.1	<1	5.8	9.4
MW-54	7/26/2018	42.99	36.97	6.02	<1	<1	3.5	2.2	5.7	<1	2.4	14
MW-54	10/18/2018	42.99	36.31	6.68	<1	<1	4.5	2.1	6.6	<1	1.5	23
MW-54	1/25/2019	42.99	35.59	7.40	<1	<1	2.1	<2	2.1	<1	0.27	9.1
MW-54	4/25/2019	42.99	34.48	8.51	<1	<1	2.3	<2	2.3	<1	1.1	12
MW-54	7/25/2019	42.99	33.21	9.78	<1	<1	<1	<2	<2	<1	0.47	1.4
MW-54	10/24/2019	42.99	35.14	7.85	<1	<1	3.9	3	6.9	<1	1.1	14

Table 3 - Groundwater Monitoring Results - Data Summary
3rd Quarter Report - 2022
Chester River Hospital Center
100 Brown Street
Chestertown, MD 21620

Well No.	Date	Top of Casing Elevation (ft)	Depth to GW (ft)	GW Elevation (ft)	Benzene (µg/L)	Toluene (µg/L)	Ethyl-benzene (µg/L)	Xylenes (µg/L)	Total BTEX (µg/L)	MTBE (µg/L)	TPH-DRO (mg/L)	Naphthalene (µg/L)
MDE GW Cleanup Standards for Type I and II Aquifers (*Standards Revised October 2018)					**5**	**1,000**	**700**	**1,000***	**NA**	**20**	**0.047**	**0.17***
MW-54	1/16/2020	42.99	34.84	8.15	<1	<1	1.8	<2	1.8	<1	1.5	9.9
MW-54	4/16/2020	42.99	34.04	8.95	<1	<1	1.4	<2	1.4	<1	0.5	<1
MW-54	7/16/2020	42.99	35.34	7.65	<1	<1	5.6	3.6	9.2	<1	2	17
MW-54	10/22/2020	42.99	35.08	7.91	<1.0	<1.0	2.2	<3.0	<7.2	<1.0	1.4	7.8
MW-54	1/11/2021	42.99	34.70	8.29	<1.0	<1.0	2.7	<3.5	<8.2	<1.0	1	8
MW-54	4/29/2021	42.99	33.29	9.70	<1.0	<1.0	3.2	<3.0	<8.2	<1.0	1.7	7.8
MW-54	7/29/2021	42.99	32.19	10.80	<1.0	<1.0	1.2	<3.0	<6.2	<1.0	3.2	5.6
MW-54	10/14/2021	42.99	32.52	10.47	<1.0	<1.0	1.5	<3.0	<6.5	<1.0	3.7	3.1
MW-54	2/21/2022	42.99	34.06	8.93	<1.0	<1.0	1.3	<3.0	<6.3	<1.0	3.6	3.6
MW-54	5/9/2022	42.99	32.73	10.26	<1.0	<1.0	<1.0	<3.0	<6.0	<1.0	0.9	<1.0
MW-54	6/9/2022	42.99	32.18	10.81	<1.0	<1.0	<1.0	<3.0	<1.0	<6.0	0.29	<1.0
MW-54	7/13/2022	42.99	32.05	10.94	<1.0	<1.0	<1.0	<3.0	<6.0	<1.0	2.1	<1.0
MW-54	8/25/2022	42.99	32.09	10.90	<1.0	<1.0	<1.0	<3.0	<6.0	<1.0	2.7	5
MW-54	9/15/2022	42.99	32.40	10.59	<1.0	<1.0	<1.0	<3.0	<6.0	<1.0	2.4	5.3
MW-55	7/28/2016	42.78	35.80	6.98	<1	<1	<1	<2	<2	<1	0.46	1.9
MW-55	8/24/2016	42.78	35.88	6.90	NS	NS	NS	NS	NS	NS	0.16	NS
MW-55	9/28/2016	42.78	35.85	6.93	NS	NS	NS	NS	NS	NS	0.31	NS
MW-55	10/27/2016	42.78	35.88	6.90	<1	<1	<1	2.5	2.5	<1	0.29	4.3
MW-55	12/20/2016	42.78	35.90	6.88	NS	NS	NS	NS	NS	NS	<0.1	NS
MW-55	1/19/2017	42.78	35.24	7.54	<1	<1	<1	<2	<2	<1	<0.1	1.3
MW-55	4/20/2017	42.78	34.61	8.17	<1	<1	<1	<2	<2	<1	0.25	1.3
MW-55	7/19/2017	42.78	35.05	7.73	<1	<1	<1	<2	<2	<1	0.38	8.8
MW-55	10/27/2017	42.78	35.35	7.43	<1	<1	<1	1.4	1.4	<1	0.72	18
MW-55	1/25/2018	42.78	36.68	6.10	<1	<1	<1	<2	<2	<1	0.33	4
MW-55	4/26/2018	42.78	36.31	6.47	<1	<1	<1	<2	<2	<1	0.36	1.5
MW-55	7/26/2018	42.78	36.05	6.73	<1	<1	<1	<2	<2	<1	0.13	3.4
MW-55	10/18/2018	42.78	33.26	9.52	<1	<1	<1	<2	<2	<1	0.21	2.7
MW-55	1/24/2019	42.78	34.86	7.92	<1	<1	<1	<2	<2	<1	0.21	<1
MW-55	4/25/2019	42.78	33.53	9.25	<1	<1	<1	<2	<2	<1	0.16	<1
MW-55	7/25/2019	42.78	32.34	10.44	<1	<1	<1	<2	<2	<1	<0.1	<1

Table 3 - Groundwater Monitoring Results - Data Summary
3rd Quarter Report - 2022
Chester River Hospital Center
100 Brown Street
Chestertown, MD 21620

Well No.	Date	Top of Casing Elevation (ft)	Depth to GW (ft)	GW Elevation (ft)	Benzene (µg/L)	Toluene (µg/L)	Ethyl-benzene (µg/L)	Xylenes (µg/L)	Total BTEX (µg/L)	MTBE (µg/L)	TPH-DRO (mg/L)	Naphthalene (µg/L)
MDE GW Cleanup Standards for Type I and II Aquifers (*Standards Revised October 2018)					**5**	**1,000**	**700**	**1,000***	**NA**	**20**	**0.047**	**0.17***
MW-55	10/24/2019	42.78	34.36	8.42	<1	<1	<1	<2	<2	<1	0.35	1.6
MW-55	1/16/2020	42.78	34.30	8.48	<1	<1	<1	<2	<2	<1	0.19	<1
MW-55	4/16/2020	42.78	33.66	9.12	<1	<1	<1	<2	<2	<1	<0.1	<1
MW-55	7/16/2020	42.78	34.61	8.17	<1	<1	<1	<2	<2	<1	0.18	<1
MW-55	10/22/2020	42.78	34.50	8.28	<1.0	<1.0	<1.0	<3.0	<6.0	<1.0	0.14	<1.0
MW-55	1/11/2021	42.78	33.91	8.87	<1.0	<1.0	<1.0	<3.0	<6.0	<1.0	0.16	<1.0
MW-55	4/30/2021	42.78	32.53	10.25	<1.0	<1.0	<1.0	<3.0	<6.0	<1.0	<0.10	<1.0
MW-55	7/28/2021	42.78	31.64	11.14	<1.0	<1.0	<1.0	<3.0	<6.0	<1.0	<0.10	<1.0
MW-55	10/14/2021	42.78	31.98	10.80	<1.0	<1.0	<1.0	<3.0	<6.0	<1.0	<0.10	<1.0
MW-55	2/21/2022	42.78	33.30	9.48	<1.0	<1.0	<1.0	<3.0	<6.0	<1.0	<0.10	<1.0
MW-55	5/9/2022	42.78	32.43	10.35	<1.0	<1.0	<1.0	<3.0	<6.0	<1.0	<0.10	<1.0
MW-55	8/25/2022	42.78	31.89	10.89	<1.0	<1.0	<1.0	<3.0	<6.0	<1.0	<0.10	<1.0
MW-56	7/27/2016	37.82	30.22	7.60	<1	<1	<1	<2	<2	<1	<0.1	<1
MW-56	8/24/2016	37.82	31.15	6.67	NS	NS	NS	NS	NS	NS	<0.1	NS
MW-56	9/28/2016	37.82	31.26	6.56	NS	NS	NS	NS	NS	NS	<0.1	NS
MW-56	7/19/2017	37.82	30.36	7.46	<1	<1	<1	<2	<2	<1	<1	<1
MW-56	10/26/2017	37.82	30.54	7.28	<1	<1	<1	<2	<2	<1	<0.1	<1
MW-56	1/24/2018	37.82	31.98	5.84	<1	<1	<1	<2	<2	<1	<0.1	<1
MW-56	4/26/2018	37.82	31.89	5.93	<1	<1	<1	<2	<2	<1	<0.1	<1
MW-56	7/26/2018	37.82	31.31	6.51	<1	<1	<1	<2	<2	<1	<0.1	<1
MW-56	1/23/2019	37.82	30.26	7.56	<1	<1	<1	<2	<2	<1	<0.1	<1
MW-56	4/24/2019	37.82	29.02	8.80	<1	<1	<1	<2	<2	<1	<0.1	<1
MW-56	7/25/2019	37.82	28.18	9.64	<1	<1	<1	<2	<2	<1	<0.1	<1
MW-56	10/24/2019	37.82	29.61	8.21	<1	<1	<1	<2	<2	<1	<0.1	<1
MW-56	1/16/2020	37.82	29.55	8.27	<1	<1	<1	<2	<2	<1	<0.1	<1
MW-56	4/16/2020	37.82	28.85	8.97	<1	<1	<1	<2	<2	<1	<0.1	<1
MW-56	7/16/2020	37.82	29.88	7.94	<1	<1	<1	<2	<2	<1	<0.1	<1
MW-56	10/20/2020	37.82	29.91	7.91	<1.0	<1.0	<1.0	<3.0	<6.0	<1.0	<0.10	<1.0
MW-56	1/11/2021	37.82	29.48	8.34	<1.0	<1.0	<1.0	<3.0	<6.0	<1.0	<0.10	<1.0
MW-56	4/27/2021	37.82	28.23	9.59	<1.0	<1.0	<1.0	<3.0	<6.0	<1.0	<0.10	<1.0

Table 3 - Groundwater Monitoring Results - Data Summary
3rd Quarter Report - 2022
Chester River Hospital Center
100 Brown Street
Chestertown, MD 21620

Well No.	Date	Top of Casing Elevation (ft)	Depth to GW (ft)	GW Elevation (ft)	Benzene (µg/L)	Toluene (µg/L)	Ethyl-benzene (µg/L)	Xylenes (µg/L)	Total BTEX (µg/L)	MTBE (µg/L)	TPH-DRO (mg/L)	Naphthalene (µg/L)
MDE GW Cleanup Standards for Type I and II Aquifers (*Standards Revised October 2018)					**5**	**1,000**	**700**	**1,000***	**NA**	**20**	**0.047**	**0.17***
MW-56	7/27/2021	37.82	27.30	10.52	<1.0	<1.0	<1.0	<3.0	<6.0	<1.0	<0.10	<1.0
MW-56	10/12/2021	37.82	27.63	10.19	<1.0	<1.0	<1.0	<3.0	<6.0	<1.0	<0.10	<1.0
MW-56	2/21/2022	37.82	29.00	8.82	<1.0	<1.0	<1.0	<3.0	<6.0	<1.0	<0.10	<1.0
MW-56	5/9/2022	37.82	28.06	9.76	<1.0	<1.0	<1.0	<3.0	<6.0	<1.0	<0.10	<1.0
MW-56	6/9/2022	37.82	27.58	10.24	<1.0	<1.0	<1.0	<3.0	<1.0	<6.0	<0.10	<1.0
MW-56	7/13/2022	37.82	27.47	10.35	<1.0	<1.0	<1.0	<3.0	<6.0	<1.0	<0.10	<1.0
MW-56	8/23/2022	37.82	27.59	10.23	<1.0	<1.0	<1.0	<3.0	<6.0	<1.0	<0.10	<1.0
MW-56	9/15/2022	37.82	27.89	9.93	<1.0	<1.0	<1.0	<3.0	<6.0	<1.0	<0.10	<1.0
RW-1B	9/5/2012	-	-	-	<1	<1	<1	<2	<2	<1	2.50	<1
RW-1B	12/5/2012	-	-	-	<1	<1	<1	<2	<2	<1	0.69	<1
RW-1B	3/4/2013	-	-	-	<1	<1	<1	<2	<2	1.1	1.40	1.5
RW-1B	6/4/2013	-	-	-	<1	<1	<1	<2	<2	1.3	2.60	<1
RW-2D	9/5/2012	-	-	-	<1	<1	<1	<2	<2	<1	4.50	<1
RW-2D	12/5/2012	-	-	-	<1	<1	<1	<2	<2	<1	68.00	<1
RW-2D	3/4/2013	40.54	30.95	9.59	<1	<1	<1	<2	<2	<1	100.00	<1
RW-2D	1/30/2014	40.54	43.23	-2.69	<1	<1	<1	<2	<2	<1	17.00	<1
RW-2D	4/28/2014	40.54	43.70	-3.16	<1	<1	<1	<2	<2	<1	<0.1	<1
RW-2D	7/25/2014	40.54	29.66	10.88	<1	<1	<1	<2	<2	<1	0.33	1.2
RW-2D	10/24/2014	40.54	31.57	8.97	<1	<1	<1	<2	<2	<1	0.18	3.6
RW-2D	1/23/2015	40.54	40.58	-0.04	<1	<1	<1	<2	<2	<1	0.12	2.8
RW-2D	4/24/2015	40.54	40.90	-0.36	<1	<1	<1	<2	<2	<1	0.2	2.1
RW-2D	7/30/2015	40.54	40.41	0.13	<1	<1	<1	<2	<2	<1	<0.1	2.2
RW-2D	10/21/2015	40.54	40.82	-0.28	<1	<1	<1	<2	<2	<1	0.2	2.4
RW-2D	1/7/2016	40.54	40.75	-0.21	<1	<1	<1	<2	<2	<1	0.11	2.6
RW-2D	4/21/2016	40.54	40.91	-0.37	<1	<1	<1	<2	<2	<1	<0.1	1.6
RW-2D	7/28/2016	40.54	44.80	-4.26	<1	<1	<1	<2	<2	<1	0.14	2.8
RW-2D	10/27/2016	40.54	41.28	-0.74	<1	<1	<1	<2	<2	<1	0.11	1.8
RW-2D	1/19/2017	40.54	42.35	-1.81	<1	<1	<1	<2	<2	<1	<0.1	1.9
RW-2D	4/20/2017	40.54	41.78	-1.24	<1	<1	<1	<2	<2	<1	<0.1	3

Table 3 - Groundwater Monitoring Results - Data Summary
3rd Quarter Report - 2022
Chester River Hospital Center
100 Brown Street
Chestertown, MD 21620

Well No.	Date	Top of Casing Elevation (ft)	Depth to GW (ft)	GW Elevation (ft)	Benzene (µg/L)	Toluene (µg/L)	Ethyl-benzene (µg/L)	Xylenes (µg/L)	Total BTEX (µg/L)	MTBE (µg/L)	TPH-DRO (mg/L)	Naphthalene (µg/L)
MDE GW Cleanup Standards for Type I and II Aquifers (*Standards Revised October 2018)					**5**	**1,000**	**700**	**1,000***	**NA**	**20**	**0.047**	**0.17***
RW-2D	7/19/2017	40.54	42.81	-2.27	<1	<1	<1	<2	<2	<1	0.19	1.5
RW-2D	10/27/2017	40.54	43.68	-3.14	<1	<1	<1	<2	<2	<1	0.14	1.9
RW-2D	1/25/2018	40.54	44.18	-3.64	<1	<1	<1	<2	<2	<1	0.17	1.7
RW-2D	4/26/2018	40.54	42.18	-1.64	<1	<1	<1	<2	<2	<1	<0.1	1
RW-2D	7/26/2018	40.54	40.37	0.17	<1	<1	<1	<2	<2	<1	<0.1	2
RW-2D	10/18/2018	40.54	41.56	-1.02	<1	<1	<1	<2	<2	<1	<0.1	1.8
RW-2D	1/24/2019	40.54	41.17	-0.63	<1	<1	<1	<2	<2	<1	0.19	2.7
RW-2D	4/25/2019	40.54	37.06	3.48	<1	<1	<1	<2	<2	<1	<0.1	2.8
RW-2D	7/25/2019	40.54	37.12	3.42	<1	<1	<1	<2	<2	<1	0.17	3.3
RW-2D	10/24/2019	40.54	36.47	4.07	<1	<1	<1	<2	<2	<1	0.24	2.4
RW-2D	1/16/2020	40.54	38.74	1.80	<1	<1	<1	<2	<2	<1	<0.1	1.9
RW-2D	4/16/2020	40.54	36.64	3.90	<1	<1	<1	<2	<2	<1	0.11	2.6
RW-2D	7/16/2020	40.54	40.32	0.22	<1	<1	<1	<2	<2	<1	0.13	2.9
RW-2D	10/22/2020	40.54	34.45	6.09	<1.0	<1.0	<1.0	<3.0	<6.0	<1.0	<0.10	2.7
RW-2D	1/11/2021	40.54	40.97	-0.43	<1.0	<1.0	<1.0	<3.0	<6.0	<1.0	<0.10	2.5
RW-2D	4/29/2021	40.54	39.80	0.74	<1.0	<1.0	<1.0	<3.0	<6.0	<1.0	<0.10	2.5
RW-2D	7/29/2021	40.54	36.55	4.02	<1.0	<1.0	<1.0	<3.0	<6.0	<1.0	0.13	3.9
RW-2D	10/14/2021	40.54	34.45	6.16	<1.0	<1.0	<1.0	<3.0	<6.0	<1.0	0.1	2.5
RW-2D	2/21/2022	48.15	37.84	10.31	<1.0	<1.0	<1.0	<3.0	<6.0	<1.0	<0.10	2.7
RW-2D	5/9/2022	40.54	29.98	10.56	<1.0	<1.0	<1.0	<3.0	<6.0	<1.0	<0.10	<0.10
RW-2D	8/25/2022	40.54	29.47	11.07	<1.0	<1.0	<1.0	<3.0	<6.0	<1.0	0.6	<1.0
RW-3B	9/5/2012	39.45	30.15	9.30	<1	<1	<1	<2	<2	<1	280	4.1
RW-3B	12/5/2012	39.45	31.14	8.31	<1	<1	9.7	29.6	39.3	<1	3000	120
RW-3B	1/30/2014	39.45	40.72	-1.24	<1	<1	<1	<2	<2	<1	0.12	<1
RW-3B	4/28/2014	39.45	40.92	-1.45	<1	<1	<1	<2	<2	<1	<0.1	<1
RW-3B	7/25/2014	39.45	29.49	9.96	<1	<1	<1	<2	<2	<1	0.22	<1
RW-3B	10/24/2014	39.45	42.19	-2.74	<1	<1	<1	<2	<2	<1	<0.1	<1
RW-3B	1/23/2015	39.45	40.75	-1.30	<1	<1	<1	<2	<2	<1	0.18	1.8
RW-3B	4/24/2015	39.45	40.98	-1.53	<1	<1	<1	<2	<2	<1	0.17	<1
RW-3B	7/30/2015	39.45	41.02	-1.57	<1	<1	<1	<2	<2	<1	0.15	<1

Table 3 - Groundwater Monitoring Results - Data Summary
3rd Quarter Report - 2022
Chester River Hospital Center
100 Brown Street
Chestertown, MD 21620

Well No.	Date	Top of Casing Elevation (ft)	Depth to GW (ft)	GW Elevation (ft)	Benzene (µg/L)	Toluene (µg/L)	Ethyl-benzene (µg/L)	Xylenes (µg/L)	Total BTEX (µg/L)	MTBE (µg/L)	TPH-DRO (mg/L)	Naphthalene (µg/L)
MDE GW Cleanup Standards for Type I and II Aquifers (*Standards Revised October 2018)					**5**	**1,000**	**700**	**1,000***	**NA**	**20**	**0.047**	**0.17***
RW-3B	10/21/2015	39.45	40.12	-0.67	<1	<1	<1	<2	<2	<1	0.15	1.2
RW-3B	1/7/2016	39.45	40.52	-1.07	<1	<1	<1	<2	<2	<1	0.14	1.1
RW-3B	4/21/2016	39.45	47.01	-7.56	<1	<1	<1	<2	<2	<1	0.19	<1
RW-3B	7/28/2016	39.45	40.58	-1.13	<1	<1	<1	<2	<2	<1	0.23	<1
RW-3B	10/27/2016	39.45	41.49	-2.04	<1	<1	<1	<2	<2	<1	0.16	<1
RW-3B	1/19/2017	39.45	41.86	-2.41	<1	<1	<1	<2	<2	<1	<0.1	<1
RW-3B	4/20/2017	39.45	41.16	-1.71	<1	<1	<1	<2	<2	<1	0.1	<1
RW-3B	7/19/2017	39.45	42.92	-3.47	<1	<1	<1	<2	<2	<1	<0.1	<1
RW-3B	10/27/2017	39.45	43.54	-4.09	<1	<1	<1	<2	<2	<1	<0.1	<1
RW-3B	1/25/2018	39.45	45.18	-5.73	<1	<1	<1	<2	<2	<1	0.15	<1
RW-3B	4/26/2018	39.45	43.75	-4.30	<1	<1	<1	<2	<2	<1	<0.1	<1
RW-3B	7/26/2018	39.45	42.39	-2.94	<1	<1	<1	<2	<2	<1	<0.1	<1
RW-3B	10/18/2018	39.45	43.33	-3.88	<1	<1	<1	<2	<2	<1	0.13	<1
RW-3B	1/24/2019	39.45	41.47	-2.02	<1	<1	<1	<2	<2	<1	<0.1	<1
RW-3B	4/25/2019	39.45	39.64	-0.19	<1	<1	<1	<2	<2	<1	<0.1	<1
RW-3B	7/25/2019	39.45	33.81	5.64	<1	<1	<1	<2	<2	<1	<0.1	<1
RW-3B	10/24/2019	39.45	34.34	5.11	<1	<1	<1	<2	<2	<1	0.17	<1
RW-3B	1/16/2020	39.45	32.66	6.79	<1	<1	<1	<2	<2	<1	<0.1	<1
RW-3B	4/16/2020	39.45	40.14	-0.69	<1	<1	<1	<2	<2	<1	<0.1	<1
RW-3B	7/16/2020	39.45	41.49	-2.04	<1	<1	<1	<2	<2	<1	<0.1	<1
RW-3B	10/22/2020	39.45	41.00	-1.55	<1.0	<1.0	<1.0	<3.0	<6.0	<1.0	<0.10	<1.0
RW-3B	1/11/2021	39.45	35.30	4.15	<1.0	<1.0	<1.0	<3.0	<6.0	<1.0	<0.10	<1.0
RW-3B	4/29/2021	39.45	36.85	2.60	<1.0	<1.0	<1.0	<3.0	<6.0	<1.0	<0.10	<1.0
RW-3B	7/29/2021	39.45	31.97	7.49	<1.0	<1.0	<1.0	<3.0	<6.0	<1.0	<0.10	<1.0
RW-3B	10/14/2021	39.45	30.81	8.64	<1.0	<1.0	<1.0	<3.0	<6.0	<1.0	<0.10	<1.0
RW-3B	2/21/2022	43.34	36.31	7.03	<1.0	<1.0	<1.0	<3.0	<6.0	<1.0	<0.10	<1.0
RW-3B	5/9/2022	39.45	28.93	10.52	<1.0	<1.0	<1.0	<3.0	<6.0	<1.0	<0.10	<1.0
RW-3B	8/25/2022	39.45	28.41	11.04	<1.0	<1.0	<1.0	<3.0	<6.0	<1.0	<0.10	<1.0
RW-4	9/5/2012	45.69	35.65	10.04	<1	<1	<1	<2	<2	<1	4.7	<1
RW-4	12/5/2012	45.69	35.68	10.01	<1	<1	<1	2	2	<1	3.5	35

Table 3 - Groundwater Monitoring Results - Data Summary
3rd Quarter Report - 2022
Chester River Hospital Center
100 Brown Street
Chestertown, MD 21620

Well No.	Date	Top of Casing Elevation (ft)	Depth to GW (ft)	GW Elevation (ft)	Benzene (µg/L)	Toluene (µg/L)	Ethyl-benzene (µg/L)	Xylenes (µg/L)	Total BTEX (µg/L)	MTBE (µg/L)	TPH-DRO (mg/L)	Naphthalene (µg/L)
MDE GW Cleanup Standards for Type I and II Aquifers (*Standards Revised October 2018)					**5**	**1,000**	**700**	**1,000***	**NA**	**20**	**0.047**	**0.17***
RW-4	6/4/2013	48.18	37.77	10.41	<1	<1	<1	<2	<2	<1	0.54	<1
RW-4	1/30/2014	48.18	44.90	3.28	<1	<1	<1	<2	<2	<1	0.14	1.1
RW-4	4/28/2014	48.18	-	-	<1	<1	<1	<2	<2	<1	<0.1	<1
RW-4	7/25/2014	48.15	38.82	9.33	<1	<1	<1	<2	<2	<1	0.16	1
RW-4	10/24/2014	48.15	42.65	5.50	<1	<1	<1	<2	<2	<1	<0.1	1.6
RW-4	1/23/2015	48.15	41.08	7.07	<1	<1	<1	<2	<2	<1	0.16	1.7
RW-4	4/24/2015	48.15	41.79	6.36	<1	<1	<1	<2	<2	<1	0.16	1.2
RW-4	7/30/2015	48.15	41.25	6.90	<1	<1	<1	<2	<2	<1	<0.1	1.9
RW-4	10/21/2015	48.15	43.33	4.82	<1	<1	<1	<2	<2	<1	<0.1	1.9
RW-4	1/7/2016	48.15	47.62	0.53	<1	<1	<1	<2	<2	<1	0.14	1.4
RW-4	4/21/2016	48.15	47.44	0.71	<1	<1	<1	<2	<2	<1	0.18	1.3
RW-4	7/28/2016	48.15	44.85	3.30	<1	<1	<1	<2	<2	<1	0.38	1.5
RW-4	10/27/2016	48.15	46.75	1.40	<1	<1	<1	<2	<2	<1	0.26	1.2
RW-4	1/19/2017	48.15	43.53	4.62	<1	<1	<1	<2	<2	<1	0.21	2
RW-4	4/20/2017	48.15	41.39	6.76	<1	<1	<1	<2	<2	<1	0.19	1.8
RW-4	7/19/2017	48.15	48.30	-0.15	<1	<1	<1	<2	<2	<1	0.21	<1
RW-4	10/27/2017	48.15	49.83	-1.68	<1	<1	<1	<2	<2	<1	<0.1	<1
RW-4	1/25/2018	48.15	49.87	-1.72	<1	<1	<1	<2	<2	<1	0.26	<1
RW-4	4/26/2018	48.15	47.72	0.43	<1	<1	<1	<2	<2	<1	<0.1	<1
RW-4	7/26/2018	48.15	49.83	-1.68	<1	<1	<1	<2	<2	<1	0.12	<1
RW-4	10/18/2018	48.15	49.77	-1.62	<1	<1	<1	<2	<2	<1	<0.1	<1
RW-4	1/24/2019	48.15	48.08	0.07	<1	<1	<1	<2	<2	<1	0.13	1.6
RW-4	4/25/2019	48.15	43.53	4.62	<1	<1	<1	<2	<2	<1	0.12	2.4
RW-4	7/25/2019	48.15	36.88	11.27	<1	<1	<1	<2	<2	<1	1.8	2
RW-4	10/24/2019	48.15	49.82	-1.67	<1	<1	<1	<2	<2	<1	0.19	1
RW-4	1/16/2020	48.15	49.86	-1.71	<1	<1	<1	<2	<2	<1	<0.1	1.2
RW-4	4/16/2020	48.15	43.75	4.40	<1	<1	<1	<2	<2	<1	0.1	1.2
RW-4	7/16/2020	48.15	49.36	-1.21	<1	<1	<1	<2	<2	<1	<0.1	1.5
RW-4	10/22/2020	48.15	43.85	4.30	<1.0	<1.0	<1.0	<3.0	<6.0	<1.0	<0.10	1.7
RW-4	1/11/2021	48.15	42.07	6.08	<1.0	<1.0	<1.0	<3.0	<6.0	<1.0	<0.10	2.7
RW-4	4/29/2021	48.15	38.88	9.27	<1.0	<1.0	<1.0	<3.0	<6.0	<1.0	0.23	7.1

Table 3 - Groundwater Monitoring Results - Data Summary
3rd Quarter Report - 2022
Chester River Hospital Center
100 Brown Street
Chestertown, MD 21620

Well No.	Date	Top of Casing Elevation (ft)	Depth to GW (ft)	GW Elevation (ft)	Benzene (µg/L)	Toluene (µg/L)	Ethyl-benzene (µg/L)	Xylenes (µg/L)	Total BTEX (µg/L)	MTBE (µg/L)	TPH-DRO (mg/L)	Naphthalene (µg/L)
MDE GW Cleanup Standards for Type I and II Aquifers (*Standards Revised October 2018)					**5**	**1,000**	**700**	**1,000***	**NA**	**20**	**0.047**	**0.17***
RW-4	7/29/2021	48.15	38.67	9.48	<1.0	<1.0	<1.0	<3.0	<6.0	<1.0	0.2	9.4
RW-4	10/14/2021	48.15	38.85	9.30	<1.0	<1.0	<1.0	<3.0	<6.0	<1.0	0.17	4.1
RW-4	2/21/2022	47.22	39.97	7.25	<1.0	<1.0	<1.0	<3.0	<6.0	<1.0	<0.10	3
RW-4	5/9/2022	48.15	37.07	11.08	<1.0	<1.0	<1.0	<3.0	<6.0	<1.0	<0.10	<1.0
RW-4	8/24/2022	48.15	36.52	11.63	<1.0	<1.0	<1.0	<3.0	<6.0	<1.0	<0.10	<1.0
RW-5	9/5/2012	43.34	33.50	9.84	<1	<1	<1	<2	<2	<1	26	<1
RW-5	12/5/2012	43.34	33.52	9.82	<1	<1	<1	<2	<2	<1	52a	1.6
RW-5	3/4/2013	43.34	33.30	10.04	<1	<1	<1	<2	<2	<1	9.9	<1
RW-5	6/4/2013	43.34	33.05	10.29	<1	<1	<1	<2	<2	<1	40	<1
RW-5	1/30/2014	43.34	41.75	1.59	<1	<1	<1	<2	<2	<1	0.17	1
RW-5	4/28/2014	43.34	42.33	1.01	<1	<1	<1	<2	<2	<1	<0.1	<1
RW-5	7/25/2014	43.34	33.97	9.37	<1	<1	<1	<2	<2	<1	0.3	<1
RW-5	10/24/2014	43.34	41.22	2.12	<1	<1	<1	<2	<2	<1	0.13	<1
RW-5	1/23/2015	43.34	39.81	3.53	<1	<1	<1	<2	<2	<1	0.12	1.1
RW-5	4/24/2015	43.34	38.91	4.43	<1	<1	<1	<2	<2	<1	0.2	<1
RW-5	7/30/2015	43.34	39.91	3.43	<1	<1	<1	<2	<2	<1	0.18	<1
RW-5	10/21/2015	43.34	41.21	2.13	<1	<1	<1	<2	<2	<1	0.13	<1
RW-5	1/7/2016	43.34	40.79	2.55	<1	<1	<1	<2	<2	<1	0.11	<1
RW-5	4/21/2016	43.34	42.43	0.91	<1	<1	<1	<2	<2	<1	0.21	<1
RW-5	7/28/2016	43.34	42.41	0.93	<1	<1	<1	<2	<2	<1	0.24	<1
RW-5	10/27/2016	43.34	42.92	0.42	<1	<1	<1	<2	<2	<1	0.23	<1
RW-5	1/19/2017	43.34	42.54	0.80	<1	<1	<1	<2	<2	<1	<0.1	<1
RW-5	4/20/2017	43.34	41.13	2.21	<1	<1	<1	<2	<2	<1	0.21	<1
RW-5	7/19/2017	43.34	41.15	2.19	<1	<1	<1	<2	<2	<1	0.2	<1
RW-5	10/27/2017	43.34	40.95	2.39	<1	<1	<1	<2	<2	<1	0.13	<1
RW-5	1/25/2018	43.34	-	-	<1	<1	<1	<2	<2	<1	0.23	<1
RW-5	4/26/2018	43.34	38.57	4.77	<1	<1	<1	<2	<2	<1	<0.1	<1
RW-5	7/26/2018	43.34	42.42	0.92	<1	<1	<1	<2	<2	<1	0.1	<1
RW-5	10/18/2018	43.34	43.68	-0.34	<1	<1	<1	<2	<2	<1	<0.1	<1
RW-5	1/24/2019	43.34	41.17	2.17	<1	<1	<1	<2	<2	<1	0.14	<1

Table 3 - Groundwater Monitoring Results - Data Summary
3rd Quarter Report - 2022
Chester River Hospital Center
100 Brown Street
Chestertown, MD 21620

Well No.	Date	Top of Casing Elevation (ft)	Depth to GW (ft)	GW Elevation (ft)	Benzene (µg/L)	Toluene (µg/L)	Ethyl-benzene (µg/L)	Xylenes (µg/L)	Total BTEX (µg/L)	MTBE (µg/L)	TPH-DRO (mg/L)	Naphthalene (µg/L)
MDE GW Cleanup Standards for Type I and II Aquifers (*Standards Revised October 2018)					**5**	**1,000**	**700**	**1,000***	**NA**	**20**	**0.047**	**0.17***
RW-5	4/25/2019	43.34	39.02	4.32	<1	<1	<1	<2	<2	<1	0.17	1.2
RW-5	7/25/2019	43.34	37.52	5.82	<1	<1	<1	<2	<2	<1	0.17	1.8
RW-5	10/24/2019	43.34	39.74	3.60	<1	<1	<1	<2	<2	<1	<0.1	1.3
RW-5	1/16/2020	43.34	38.88	4.46	<1	<1	<1	<2	<2	<1	<0.1	1.2
RW-5	4/16/2020	43.34	37.56	5.78	<1	<1	<1	<2	<2	<1	0.14	1.5
RW-5	7/16/2020	43.34	38.41	4.93	<1	<1	<1	<2	<2	<1	0.12	1.7
RW-5	10/23/2020	43.34	34.60	8.74	<1.0	<1.0	<1.0	<3.0	<6.0	<1.0	0.18	<1.0
RW-5	1/11/2021	43.34	38.14	5.20	<1.0	<1.0	<1.0	<3.0	<6.0	<1.0	<0.1	1.5
RW-5	4/29/2021	43.34	34.72	8.62	<1.0	<1.0	1.4	<3.0	<6.4	<1.0	0.51	5.5
RW-5	7/29/2021	43.34	32.50	10.84	<1.0	<1.0	1.6	<3.0	<6.6	<1.0	0.34	7.7
RW-5	10/14/2021	43.34	34.35	8.99	<1.0	<1.0	2	<3.0	<7	<1.0	0.59	12
RW-5	2/21/2022	34.90	26.58	8.32	<1.0	<1.0	<1.0	<3.0	<6.0	<1.0	0.28	4
RW-5	5/9/2022	43.34	32.35	10.99	<1.0	<1.0	<1.0	<3.0	<6.0	<1.0	<0.10	<1.0
RW-5	8/25/2022	43.34	31.80	11.54	<1.0	<1.0	<1.0	<3.0	<6.0	<1.0	<0.10	<1.0
RW-6	6/5/2012	47.22	47.48	-0.26	<1	<1	2.4	4.1	6.5	<1	16	33
RW-6	9/5/2012	47.22	36.95	10.27	<1	<1	<1	<2	<2	<1	22	<1
RW-6	12/5/2012	47.22	37.01	10.21	<1	<1	<1	<2	<2	<1	1.4	<1
RW-6	3/4/2013	47.22	36.81	10.41	<1	<1	<1	<2	<2	<1	0.53	1.1
RW-6	6/4/2013	47.22	36.55	10.67	<1	<1	<1	<2	<2	<1	0.65	<1
RW-6	4/28/2014	47.22	46.78	0.44	<1	<1	<1	<2	<2	<1	<0.1	1.3
RW-6	7/25/2014	47.22	36.57	10.65	<1	<1	<1	<2	<2	<1	0.19	1.1
RW-6	10/24/2014	47.22	44.67	2.55	<1	<1	<1	<2	<2	<1	<0.1	3.3
RW-6	1/23/2015	47.22	43.02	4.20	<1	<1	<1	<2	<2	<1	0.12	2
RW-6	4/24/2015	47.22	43.35	3.87	<1	<1	<1	<2	<2	<1	<0.1	1.1
RW-6	7/30/2015	47.22	42.20	5.02	<1	<1	<1	<2	<2	<1	0.12	1.4
RW-6	10/21/2015	47.22	43.08	4.14	<1	<1	<1	<2	<2	<1	<0.1	1.7
RW-6	1/7/2016	47.22	43.63	3.59	<1	<1	<1	<2	<2	<1	0.12	1.7
RW-6	4/21/2016	47.22	41.54	5.68	<1	<1	<1	<2	<2	<1	<0.1	1.1
RW-6	7/28/2016	47.22	39.74	7.48	<1	<1	<1	<2	<2	<1	0.14	1.2
RW-6	10/27/2016	47.22	45.29	1.93	<1	<1	<1	<2	<2	<1	0.2	1.2

Table 3 - Groundwater Monitoring Results - Data Summary
3rd Quarter Report - 2022
Chester River Hospital Center
100 Brown Street
Chestertown, MD 21620

Well No.	Date	Top of Casing Elevation (ft)	Depth to GW (ft)	GW Elevation (ft)	Benzene (µg/L)	Toluene (µg/L)	Ethyl-benzene (µg/L)	Xylenes (µg/L)	Total BTEX (µg/L)	MTBE (µg/L)	TPH-DRO (mg/L)	Naphthalene (µg/L)
MDE GW Cleanup Standards for Type I and II Aquifers (*Standards Revised October 2018)					**5**	**1,000**	**700**	**1,000***	**NA**	**20**	**0.047**	**0.17***
RW-6	1/19/2017	47.22	44.31	2.91	<1	<1	<1	<2	<2	<1	<0.1	1.4
RW-6	4/20/2017	47.22	43.59	3.63	<1	<1	<1	<2	<2	<1	0.12	1.3
RW-6	7/19/2017	47.22	43.84	3.38	<1	<1	<1	<2	<2	<1	<0.1	<1
RW-6	10/27/2017	47.22	43.78	3.44	<1	<1	<1	<2	<2	<1	<0.1	1.2
RW-6	1/25/2018	47.22	44.02	3.20	<1	<1	<1	<2	<2	<1	0.23	1.3
RW-6	4/26/2018	47.22	42.84	4.38	<1	<1	<1	<2	<2	<1	<0.1	<1
RW-6	7/26/2018	47.22	41.75	5.47	<1	<1	<1	<2	<2	<1	<0.1	<1
RW-6	10/18/2018	47.22	41.58	5.64	<1	<1	<1	<2	<2	<1	<0.1	1.4
RW-6	1/24/2019	47.22	40.53	6.69	<1	<1	<1	<2	<2	<1	0.12	1.2
RW-6	4/25/2019	47.22	38.55	8.67	<1	<1	<1	<2	<2	<1	<0.1	<1
RW-6	7/25/2019	47.22	36.85	10.37	<1	<1	<1	<2	<2	<1	<0.1	1.2
RW-6	10/24/2019	47.22	42.54	4.68	<1	<1	<1	<2	<2	<1	<0.1	1.5
RW-6	1/16/2020	47.22	42.03	5.19	<1	<1	<1	<2	<2	<1	<0.1	1.1
RW-6	4/16/2020	47.22	41.06	6.16	<1	<1	<1	<2	<2	<1	<0.1	1.5
RW-6	7/16/2020	47.22	41.95	5.27	<1	<1	<1	<2	<2	<1	<0.1	1.5
RW-6	10/22/2020	47.22	39.91	7.31	<1.0	<1.0	<1.0	<3.0	<6.0	<1.0	<0.10	1.5
RW-6	1/11/2021	47.22	40.05	7.17	<1.0	<1.0	<1.0	<3.0	<6.0	<1.0	<0.10	<1.0
RW-6	4/29/2021	47.22	39.48	7.74	<1.0	<1.0	<1.0	<3.0	<6.0	<1.0	<0.10	1.4
RW-6	7/29/2021	47.22	37.71	9.51	<1.0	<1.0	<1.0	<3.0	<6.0	<1.0	<0.10	1.7
RW-6	10/14/2021	47.22	37.49	9.73	<1.0	<1.0	<1.0	<3.0	<6.0	<1.0	<0.10	1.8
RW-6	2/21/2022	35.01	26.55	8.46	<1.0	<1.0	<1.0	<3.0	<6.0	<1.0	<0.10	1.3
RW-6	5/9/2022	47.22	35.99	11.23	<1.0	<1.0	<1.0	<3.0	<6.0	<1.0	<0.10	<1.0
RW-6	8/23/2022	47.22	35.49	11.73	<1.0	<1.0	<1.0	<3.0	<6.0	<1.0	<0.10	<1.0
S-01	10/26/2016	34.90	27.93	6.97	<1	<1	<1	<2	<2	<1	<0.1	<1
S-01	1/18/2017	34.90	27.62	7.28	<1	<1	<1	<2	<2	<1	<0.1	<1
S-01	4/20/2017	34.90	27.63	7.27	<1	<1	<1	<2	<2	<1	<0.1	<1
S-01	7/18/2017	34.90	27.87	7.03	<1	<1	<1	<2	<2	<1	<0.1	<1
S-01	10/25/2017	34.90	28.06	6.84	<1	<1	<1	<2	<2	<1	<0.1	<1
S-01	1/24/2018	34.90	28.67	6.23	<1	<1	<1	<2	<2	<1	<0.1	<1
S-01	4/25/2018	34.90	28.48	6.42	<1	<1	<1	<2	<2	<1	<0.1	<1

Table 3 - Groundwater Monitoring Results - Data Summary
3rd Quarter Report - 2022
Chester River Hospital Center
100 Brown Street
Chestertown, MD 21620

Well No.	Date	Top of Casing Elevation (ft)	Depth to GW (ft)	GW Elevation (ft)	Benzene (µg/L)	Toluene (µg/L)	Ethyl-benzene (µg/L)	Xylenes (µg/L)	Total BTEX (µg/L)	MTBE (µg/L)	TPH-DRO (mg/L)	Naphthalene (µg/L)
MDE GW Cleanup Standards for Type I and II Aquifers (*Standards Revised October 2018)					**5**	**1,000**	**700**	**1,000***	**NA**	**20**	**0.047**	**0.17***
S-01	7/25/2018	34.90	27.94	6.96	<1	<1	<1	<2	<2	<1	<0.1	<1
S-01	10/17/2018	34.90	27.47	7.43	<1	<1	<1	<2	<2	<1	<0.1	<1
S-01	1/23/2019	34.90	27.20	7.70	<1	<1	<1	<2	<2	<1	<0.1	<1
S-01	4/24/2019	34.90	26.02	8.88	<1	<1	<1	<2	<2	<1	<0.1	<1
S-01	7/24/2019	34.90	25.89	9.01	<1	<1	<1	<2	<2	<1	<0.1	<1
S-01	10/23/2019	34.90	27.05	7.85	<1	<1	<1	<2	<2	<1	<0.1	<1
S-01	1/15/2020	34.90	27.07	7.83	<1	<1	<1	<2	<2	<1	<0.1	<1
S-01	4/15/2020	34.90	26.85	8.05	<1	<1	<1	<2	<2	<1	<0.1	<1
S-01	7/16/2020	34.90	26.99	7.91	<1	<1	<1	<2	<2	<1	<0.1	<1
S-01	10/19/2020	34.90	27.20	7.70	<1.0	<1.0	<1.0	<3.0	<6.0	<1.0	<0.10	<1.0
S-01	1/11/2021	34.90	26.50	8.40	<1.0	<1.0	<1.0	<3.0	<6.0	<1.0	<0.10	<1.0
S-01	4/26/2021	34.90	25.56	9.34	<1.0	<1.0	<1.0	<3.0	<6.0	<1.0	<0.10	<1.0
S-01	7/30/2021	34.90	25.17	9.73	<1.0	<1.0	<1.0	<3.0	<6.0	<1.0	<0.10	<1.0
S-01	10/11/2021	34.90	25.65	9.25	<1.0	<1.0	<1.0	<3.0	<6.0	<1.0	<0.10	<1.0
S-01	2/21/2022	35.09	26.51	8.58	<1.0	<1.0	<1.0	<3.0	<6.0	<1.0	<0.10	<1.0
S-01	5/9/2022	34.90	26.38	8.52	<1.0	<1.0	<1.0	<3.0	<6.0	<1.0	<0.10	<1.0
S-01	6/7/2022	34.90	25.95	8.95	<1.0	<1.0	<1.0	<3.0	<6.0	<1.0	<0.10	<1.0
S-01	7/13/2022	34.90	25.90	9.00	<1.0	<1.0	<1.0	<3.0	<6.0	<1.0	<0.10	<1.0
S-01	8/22/2022	34.90	26.17	8.73	<1.0	<1.0	<1.0	<3.0	<6.0	<1.0	<0.10	<1.0
S-01	9/14/2022	34.90	26.51	8.39	<1.0	<1.0	<1.0	<3.0	<6.0	<1.0	<0.10	<1.0
S-02	1/18/2017	35.01	27.59	7.42	<1	<1	<1	<2	<2	<1	<0.1	<1
S-02	4/20/2017	35.01	27.65	7.36	<1	<1	<1	<2	<2	<1	<0.1	<1
S-02	7/18/2017	35.01	27.88	7.13	<1	<1	<1	<2	<2	<1	<0.1	<1
S-02	10/25/2017	35.01	28.05	6.96	<1	<1	<1	<2	<2	<1	<0.1	<1
S-02	1/24/2018	35.01	28.63	6.38	<1	<1	<1	<2	<2	<1	0.12	<1
S-02	4/25/2018	35.01	28.45	6.56	<1	<1	<1	<2	<2	<1	<0.1	<1
S-02	7/25/2018	35.01	28.00	7.01	<1	<1	<1	<2	<2	<1	<0.1	<1
S-02	10/17/2018	35.01	27.47	7.54	<1	<1	<1	<2	<2	<1	<0.1	<1
S-02	1/23/2019	35.01	27.05	7.96	<1	<1	<1	<2	<2	<1	<0.1	<1
S-02	4/24/2019	35.01	25.44	9.57	<1	<1	<1	<2	<2	<1	<0.1	<1

Table 3 - Groundwater Monitoring Results - Data Summary
3rd Quarter Report - 2022
Chester River Hospital Center
100 Brown Street
Chestertown, MD 21620

Well No.	Date	Top of Casing Elevation (ft)	Depth to GW (ft)	GW Elevation (ft)	Benzene (µg/L)	Toluene (µg/L)	Ethyl-benzene (µg/L)	Xylenes (µg/L)	Total BTEX (µg/L)	MTBE (µg/L)	TPH-DRO (mg/L)	Naphthalene (µg/L)
MDE GW Cleanup Standards for Type I and II Aquifers (*Standards Revised October 2018)					**5**	**1,000**	**700**	**1,000***	**NA**	**20**	**0.047**	**0.17***
S-02	7/24/2019	35.01	25.91	9.10	<1	<1	<1	<2	<2	<1	<0.1	<1
S-02	10/23/2019	35.01	27.04	7.97	<1	<1	<1	<2	<2	<1	<0.1	<1
S-02	1/15/2020	35.01	27.06	7.95	<1	<1	<1	<2	<2	<1	<0.1	<1
S-02	4/15/2020	35.01	26.87	8.14	<1	<1	<1	<2	<2	<1	<0.1	<1
S-02	7/16/2020	35.01	26.98	8.03	<1	<1	<1	<2	<2	<1	<0.1	<1
S-02	10/19/2020	35.01	27.14	7.87	<1.0	<1.0	<1.0	<3.0	<6.0	<1.0	<0.10	<1.0
S-02	1/11/2021	35.01	26.38	8.63	<1.0	<1.0	<1.0	<3.0	<6.0	<1.0	<0.10	<1.0
S-02	4/26/2021	35.01	25.51	9.50	<1.0	<1.0	<1.0	<3.0	<6.0	<1.0	<0.10	<1.0
S-02	7/30/2021	35.01	25.15	9.86	<1.0	<1.0	<1.0	<3.0	<6.0	<1.0	<0.10	<1.0
S-02	10/12/2021	35.01	25.64	9.37	<1.0	<1.0	<1.0	<3.0	<6.0	<1.0	<0.10	<1.0
S-02	2/21/2022	35.01	26.87	8.14	<1.0	<1.0	<1.0	<3.0	<6.0	<1.0	<0.10	<1.0
S-02	5/9/2022	35.01	26.42	8.59	<1.0	<1.0	<1.0	<3.0	<6.0	<1.0	<0.10	<1.0
S-02	6/7/2022	35.01	25.98	9.03	<1.0	<1.0	<1.0	<3.0	<6.0	<1.0	<0.10	<1.0
S-02	7/13/2022	35.01	25.95	9.06	<1.0	<1.0	<1.0	<3.0	<6.0	<1.0	<0.10	<1.0
S-02	8/22/2022	35.01	26.22	8.79	<1.0	<1.0	<1.0	<3.0	<6.0	<1.0	<0.10	<1.0
S-02	9/14/2022	35.01	26.45	8.56	<1.0	<1.0	<1.0	<3.0	<6.0	<1.0	<0.10	<1.0
S-03	7/18/2017	35.09	27.83	7.26	<1	<1	<1	<2	<2	<1	<0.1	<1
S-03	10/25/2017	35.09	28.04	7.05	<1	<1	<1	<2	<2	<1	<0.1	<1
S-03	1/24/2018	35.09	28.52	6.57	<1	<1	<1	<2	<2	<1	<0.1	<1
S-03	4/25/2018	35.09	28.31	6.78	<1	<1	<1	<2	<2	<1	<0.1	<1
S-03	7/25/2018	35.09	27.87	7.22	<1	<1	<1	<2	<2	<1	<0.1	<1
S-03	10/17/2018	35.09	27.41	7.68	<1	<1	<1	<2	<2	<1	<0.1	<1
S-03	1/23/2019	35.09	26.90	8.19	<1	<1	<1	<2	<2	<1	<0.1	<1
S-03	4/24/2019	35.09	25.87	9.22	<1	<1	<1	<2	<2	<1	<0.1	<1
S-03	7/24/2019	35.09	25.82	9.27	<1	<1	<1	<2	<2	<1	<0.1	<1
S-03	10/23/2019	35.09	26.95	8.14	<1	<1	<1	<2	<2	<1	<0.1	<1
S-03	1/15/2020	35.09	26.96	8.13	<1	<1	<1	<2	<2	<1	<0.1	<1
S-03	4/15/2020	35.09	26.85	8.24	<1	<1	<1	<2	<2	<1	<0.1	<1
S-03	7/16/2020	35.09	26.85	8.24	<1	<1	<1	<2	<2	<1	<0.1	<1
S-03	10/19/2020	35.09	27.06	8.03	<1.0	<1.0	<1.0	<3.0	<6.0	<1.0	<0.10	<1.0

Table 3 - Groundwater Monitoring Results - Data Summary
3rd Quarter Report - 2022
Chester River Hospital Center
100 Brown Street
Chestertown, MD 21620

Well No.	Date	Top of Casing Elevation (ft)	Depth to GW (ft)	GW Elevation (ft)	Benzene (µg/L)	Toluene (µg/L)	Ethyl-benzene (µg/L)	Xylenes (µg/L)	Total BTEX (µg/L)	MTBE (µg/L)	TPH-DRO (mg/L)	Naphthalene (µg/L)
MDE GW Cleanup Standards for Type I and II Aquifers (*Standards Revised October 2018)					**5**	**1,000**	**700**	**1,000***	**NA**	**20**	**0.047**	**0.17***
S-03	1/11/2021	35.09	26.25	8.84	<1.0	<1.0	<1.0	<3.0	<6.0	<1.0	<0.10	<1.0
S-03	4/26/2021	35.09	25.41	9.68	<1.0	<1.0	<1.0	<3.0	<6.0	<1.0	<0.10	<1.0
S-03	7/30/2021	35.09	25.12	9.97	<1.0	<1.0	<1.0	<3.0	<6.0	<1.0	<0.10	<1.0
S-03	10/11/2021	35.09	25.61	9.48	<1.0	<1.0	<1.0	<3.0	<6.0	<1.0	<0.10	<1.0
S-03	2/21/2022	35.09	27.51	7.58	<1.0	<1.0	<1.0	<3.0	<6.0	<1.0	<0.10	<1.0
S-03	5/9/2022	35.09	26.44	8.65	<1.0	<1.0	<1.0	<3.0	<6.0	<1.0	<0.10	<1.0
S-03	6/7/2022	35.09	26.03	9.06	<1.0	<1.0	<1.0	<3.0	<6.0	<1.0	<0.10	<1.0
S-03	7/13/2022	35.09	26.00	9.09	<1.0	<1.0	<1.0	<3.0	<6.0	<1.0	<0.10	<1.0
S-03	8/22/2022	35.09	26.29	8.80	<1.0	<1.0	<1.0	<3.0	<6.0	<1.0	<0.10	<1.0
S-03	9/14/2022	35.09	26.63	8.46	<1.0	<1.0	<1.0	<3.0	<6.0	<1.0	<0.10	<1.0

BTEX - Sum of benzene, toluene, ethylbenzene, and xylenes
GW - Groundwater
MTBE - Methyl tert-butyl ether
TPH-DRO - Total petroleum hydrocarbons - diesel range organics
TPH-GRO - Total petroleum hydrocarbons - gasoline range organics
MTBE - Methyl tert-butyl ether
NS - Not Sampled
[1] - Analysis Performed by Eurofins
<1 - Concentration was less than or not detected at or above the laboratory reporting limit indicated
mg/L - milligrams per liter
µg/L - micrograms per liter

Table 4 - Silica Gel Analysis Data Summary
TPH-DRO with and without Silica Gel Cleanup
3rd Quarter Report - 2022
Chester River Hospital Center
100 Brown Street,
Chestertown, MD 21620

Sampling Event		Monitoring Wells														
Date	**Analysis***	**MW-9**	**MW-10R**	**MW-11**	**MW-13**	**MW-14**	**MW-20**	**MW-37**	**MW-41**	**MW-43**	**MW-45**	**MW-46**	**MW-47**	**MW-51**	**MW-53**	**MW-54**
19-Jul-17	TPH-DRO (mg/L)	3.2	6.7	7.7	11	5.3	11	1.7	6.3	19	12	9.8	23	5.1	NS	8.9
	TPH-DRO (With Silica Gel) (mg/L)	0.89	<0.110	0.049	0.17	4.4	0.096	7.9	1.1	0.85	<0.099	0.95	3.9	1.2	NS	16
	Percent Reduction	72%	99%	99%	98%	17%	99%	-365%	83%	96%	99%	90%	83%	76%	NS	-80%
28-Sep-17	TPH-DRO (mg/L)	NS	NS	NS	NS	6.2	NS	4.5	8.8	NS	NS	NS	21	17	NS	12
	TPH-DRO (With Silica Gel) (mg/L)	NS	NS	NS	NS	3	NS	0.95	1.5	NS	NS	NS	5.9	11	NS	9.2
	Percent Reduction	NS	NS	NS	NS	52%	NS	79%	83%	NS	NS	NS	72%	35%	NS	23%
25-Oct-17	TPH-DRO (mg/L)	3.4	8.7	9.4	13	6.4	12	4.4	7.6	15	14	13	19	7.2	NS	7.7
	TPH-DRO (With Silica Gel) (mg/L)	0.38	0.051	<0.031	0.19	2.7	0.09	1.4	1.1	0.51	<0.03	1.8	4.7	4.1	NS	4.1
	Percent Reduction	89%	99%	99%	99%	58%	99%	68%	86%	97%	99%	86%	75%	43%	NS	47%
26-Jan-18	TPH-DRO (mg/L)	8.9	4	9.1	16	9.7	7.9	4.4	10	23	15	24	15	15	NS	25
	TPH-DRO (With Silica Gel) (mg/L)	5.6	<0.1	0.18	0.57	6.8	0.2	2.7	4.4	0.25	<0.1	4.8	5.7	11	NS	20
	Percent Reduction	37%	99%	98%	96%	30%	97%	39%	56%	99%	99%	80%	62%	27%	NS	20%

Table 4 - Silica Gel Analysis Data Summary
TPH-DRO with and without Silica Gel Cleanup
3rd Quarter Report - 2022
Chester River Hospital Center
100 Brown Street,
Chestertown, MD 21620

Sampling Event		Monitoring Wells														
Date	**Analysis***	**MW-9**	**MW-10R**	**MW-11**	**MW-13**	**MW-14**	**MW-20**	**MW-37**	**MW-41**	**MW-43**	**MW-45**	**MW-46**	**MW-47**	**MW-51**	**MW-53**	**MW-54**
27-Mar-18[2]	TPH-DRO (mg/L)	NS	NS	NS	NS	NS	NS	NS	NS	NS	11	NS	NS	2	NS	13
	TPH-DRO (With Silica Gel) (mg/L)	NS	NS	NS	NS	NS	NS	NS	NS	NS	0.17	NS	NS	0.86	NS	8.6
	Percent Reduction	NS	NS	NS	NS	NS	NS	NS	NS	NS	98%	NS	NS	57%	NS	34%
18-Apr-18	TPH-DRO (mg/L)	NS	NS	NS	NS	NS	NS	NS	NS	NS	9.2	NS	NS	1.8	NS	8.5
	TPH-DRO (With Silica Gel) (mg/L)	NS	NS	NS	NS	NS	NS	NS	NS	NS	1	NS	NS	1	NS	5.5
	Percent Reduction	NS	NS	NS	NS	NS	NS	NS	NS	NS	89%	NS	NS	44%	NS	35%
25-Apr-18	TPH-DRO (mg/L)	3.3	6	3.3	7	3	6.2	1.6	3.2	12	9.7	14	8.9	2.2	NS	5.8
	TPH-DRO (With Silica Gel) (mg/L)	1.5	0.87	0.31	0.51	1.5	0.38	0.93	1.1	1.5	0.4	3.9	1.8	1	NS	3.4
	Percent Reduction	55%	86%	91%	93%	50%	94%	42%	66%	88%	96%	72%	80%	55%	NS	41%
30-May-18	TPH-DRO (mg/L)	3	8.5	3.1	10	15	5	1	3.7	14	6.3	4.7	11	2.5	2.4	7.5
	TPH-DRO (With Silica Gel) (mg/L)	3	1.5	0.3	1.50	8.1	0.59	0.51	1.8	1.2	0.77	1.3	4.2	1.9	1.6	6.2
	Percent Reduction	0%	82%	90%	85%	46%	88%	49%	51%	91%	88%	72%	62%	24%	33%	17%

Table 4 - Silica Gel Analysis Data Summary
TPH-DRO with and without Silica Gel Cleanup
3rd Quarter Report - 2022
Chester River Hospital Center
100 Brown Street,
Chestertown, MD 21620

Sampling Event		Monitoring Wells														
Date	**Analysis***	**MW-9**	**MW-10R**	**MW-11**	**MW-13**	**MW-14**	**MW-20**	**MW-37**	**MW-41**	**MW-43**	**MW-45**	**MW-46**	**MW-47**	**MW-51**	**MW-53**	**MW-54**
26-Jul-18	TPH-DRO (mg/L)	3.4	5.2	1.2	5.8	0.87	2.9	2.6	1.2	6.6	2.7	1.7	2.7	0.87	1.5[3]	2.4
	TPH-DRO (With Silica Gel) (mg/L)	1.7	0.68	0.29	0.80	0.66	0.17	1.7	0.45	0.63	0.33	0.48	1	0.33	0.92	1.3
	Percent Reduction	50%	87%	76%	86%	24%	94%	35%	63%	90%	88%	72%	63%	62%	39%	46%
18-Oct-18	TPH-DRO (mg/L)	1.6	2	0.83	4.9	8.2	2.8	0.93	1	3	7.1	4.1	5.9	1.3	0.44	1.5
	TPH-DRO (With Silica Gel) (mg/L)	0.93	0.55	0.16	1.20	8.5	0.93	0.71	0.6	0.58	1.9	1.8	3.9	0.74	0.27	0.82
	Percent Reduction	42%	73%	81%	76%	-4%	67%	24%	40%	81%	73%	56%	34%	43%	39%	45%
24-Jan-19	TPH-DRO (mg/L)	1.5	0.46	<0.1	7.2	3.6	3.6	1.6	0.34	7.4	1.3	3.8	1.3	1.6	0.2	0.27
	TPH-DRO (With Silica Gel) (mg/L)	1	0.2	0.12	1.60	2.7	0.63	1.3	0.27	1.4	0.29	1.1	0.55	1	0.21	0.25
	Percent Reduction	33%	57%	-20%	78%	25%	83%	19%	21%	81%	78%	71%	58%	38%	-5%	7%
24-Apr-19	TPH-DRO (mg/L)	0.73	0.17	0.31	3.7	4.4	1.8	0.53	0.83	4.8	3.6	2.2	4	0.41	0.62	1.1
	TPH-DRO (With Silica Gel) (mg/L)	0.42	<0.10	0.11	0.63	2.5	0.18	0.22	0.43	0.7	0.44	0.42	1.4	0.19	0.32	0.56
	Percent Reduction	42%	41%	65%	83%	43%	90%	58%	48%	85%	88%	81%	65%	54%	48%	49%

Table 4 - Silica Gel Analysis Data Summary
TPH-DRO with and without Silica Gel Cleanup
3rd Quarter Report - 2022
Chester River Hospital Center
100 Brown Street,
Chestertown, MD 21620

Sampling Event		Monitoring Wells														
Date	**Analysis***	**MW-9**	**MW-10R**	**MW-11**	**MW-13**	**MW-14**	**MW-20**	**MW-37**	**MW-41**	**MW-43**	**MW-45**	**MW-46**	**MW-47**	**MW-51**	**MW-53**	**MW-54**
24-Jul-19	TPH-DRO (mg/L)	0.19	<0.10	0.17	6.5	2.9	1.2	0.73	0.27	4.8	7.3	2.3	2.6	0.17	0.34	0.47
	TPH-DRO (With Silica Gel) (mg/L)	0.15	<0.10	<0.12	0.64	2.1	0.23	0.30	0.12	1.0	1.1	0.69	0.51	0.11	0.22	0.30
	Percent Reduction	21%	0%	29%	90%	28%	81%	59%	56%	79%	85%	70%	80%	35%	35%	36%
24-Oct-19	TPH-DRO (mg/L)	1.8	0.62	0.40	3.4	2.4	2.5	0.37	0.99	7.1	2.8	2.4	4.1	0.34	1.4	1.1
	TPH-DRO (With Silica Gel) (mg/L)	0.76	0.17	0.10	0.56	1.2	<0.1	0.13	0.34	1.7	0.59	0.91	1.6	0.11	0.86	0.43
	Percent Reduction	58%	73%	29%	84%	50%	96%	65%	66%	76%	79%	62%	61%	68%	39%	61%
16-Jan-20	TPH-DRO (mg/L)	NS	0.88	0.2	4.1	1.9	1.2	1.3	0.61	8.8	2.1	4.7	1.9	0.16	1.9	1.5
	TPH-DRO (With Silica Gel) (mg/L)	NS	0.13	<0.1	0.73	1.5	0.24	0.22	0.32	1.6	0.41	0.78	0.71	<0.11	0.99	0.82
	Percent Reduction	NS	85%	50%	82%	21%	96%	83%	48%	82%	80%	83%	63%	31%	48%	45%
16-Apr-20	TPH-DRO (mg/L)	1.8	0.23	0.2	2.8	10	1.4	0.61	0.31	6.1	3.3	0.92	2.4	0.24	1.9	0.5
	TPH-DRO (With Silica Gel) (mg/L)	0.68	<0.11	<0.11	0.48	8.6	0.13	0.13	0.11	0.49	0.56	0.54	0.85	<0.11	0.81	0.22
	Percent Reduction	62%	52%	45%	83%	14%	91%	79%	65%	92%	83%	41%	65%	54%	57%	56%

Table 4 - Silica Gel Analysis Data Summary
TPH-DRO with and without Silica Gel Cleanup
3rd Quarter Report - 2022
Chester River Hospital Center
100 Brown Street,
Chestertown, MD 21620

Sampling Event		Monitoring Wells														
Date	**Analysis***	**MW-9**	**MW-10R**	**MW-11**	**MW-13**	**MW-14**	**MW-20**	**MW-37**	**MW-41**	**MW-43**	**MW-45**	**MW-46**	**MW-47**	**MW-51**	**MW-53**	**MW-54**
16-Jul-20	TPH-DRO (mg/L)	1.2	0.29	0.61	2.8	4.9	2.8	1.1	0.78	6.3	2.4	1.4	2.1	0.52	1.5	2
	TPH-DRO (With Silica Gel) (mg/L)	0.27	<0.10	<0.10	<0.10	3.2	0.14	0.19	0.15	0.63	0.22	0.28	0.42	0.13	0.36	0.51
	Percent Reduction	78%	66%	84%	96%	35%	95%	83%	81%	90%	91%	80%	80%	75%	76%	75%
20-Oct-20	TPH-DRO (mg/L)	0.16	<0.10	0.1	2.8	1.6	1.8	0.24	0.63	3.5	3.1	4.3	4.6	<0.10	1.1	1.4
	TPH-DRO (With Silica Gel) (mg/L)	0.18	<0.10	0.11	0.78	0.57	0.22	0.13	0.49	0.6	0.6	0.98	0.92	<0.10	0.53	0.51
	Percent Reduction	-13%	0%	-10%	72%	64%	88%	46%	22%	83%	81%	77%	80%	0%	52%	64%
11-Jan-21	TPH-DRO (mg/L)	0.15	<0.10	<0.10	2.2	0.77	1.8	0.11	0.63	2.9	3.2	2.2	1.6	<0.10	1	1
	TPH-DRO (With Silica Gel) (mg/L)	<0.10	<0.10	<0.10	0.12	0.41	0.2	<0.10	0.17	0.15	0.25	0.51	0.34	<0.10	0.31	0.43
	Percent Reduction	50%	0%	0%	95%	47%	89%	9%	73%	95%	92%	77%	79%	0%	69%	57%
26-Apr-21	TPH-DRO (mg/L)	0.2	<0.10	<0.10	5.1	1.4	1	0.24	0.27	3.4	3.8	2.3	0.96	<0.10	0.26	1.7
	TPH-DRO (With Silica Gel) (mg/L)	<0.10	<0.10	<0.10	0.59	0.51	0.16	0.11	<0.10	0.39	0.35	0.81	0.37	<0.10	0.15	0.36
	Percent Reduction	50%	0%	0%	88%	64%	84%	54%	63%	89%	91%	65%	61%	0%	42%	79%

Table 4 - Silica Gel Analysis Data Summary
TPH-DRO with and without Silica Gel Cleanup
3rd Quarter Report - 2022
Chester River Hospital Center
100 Brown Street,
Chestertown, MD 21620

Sampling Event		Monitoring Wells														
Date	**Analysis***	**MW-9**	**MW-10R**	**MW-11**	**MW-13**	**MW-14**	**MW-20**	**MW-37**	**MW-41**	**MW-43**	**MW-45**	**MW-46**	**MW-47**	**MW-51**	**MW-53**	**MW-54**
26-Jul-21	TPH-DRO (mg/L)	<0.10	0.18	1.3	3	0.21	1.6	0.24	0.11	2.1	3.1	0.56	0.2	<0.10	0.11	3.2
	TPH-DRO (With Silica Gel) (mg/L)	<0.10	<0.10	<0.10	0.45	0.23	0.27	0.11	0.13	0.44	2.1	0.35	<0.11	<0.10	<0.10	0.39
	Percent Reduction	0%	44%	92%	85%	-10%	83%	54%	-18%	79%	32%	38%	45%	0%	9%	88%
11-Oct-21	TPH-DRO (mg/L)	0.13	<0.10	<0.10	5.2	0.58	2.2	0.2	<0.10	1.4	3.1	1.2	0.67	<0.10	<0.10	3.7
	TPH-DRO (With Silica Gel) (mg/L)	<0.10	<0.10	<0.10	0.60	0.34	0.32	0.1	<0.10	0.25	0.68	0.47	0.27	<0.10	<0.10	0.48
	Percent Reduction	23%	0%	0%	88%	41%	85%	50%	0%	82%	78%	61%	84%	0%	0%	87%
21-Feb-22	TPH-DRO (mg/L)	0.34	<0.10	<0.10	7.6	1.2	2.2	0.27	<0.10	4.6	6.1	3.4	1.4	<0.10	<0.10	3.6
	TPH-DRO (With Silica Gel) (mg/L)	<0.10	<0.10	<0.10	1.30	0.6	0.15	<0.10	<0.10	<0.10	0.32	0.71	0.24	<0.10	<0.10	0.21
	Percent Reduction	71%	0%	0%	83%	50%	93%	63%	0%	98%	95%	79%	83%	0%	0%	94%
09-May-22	TPH-DRO (mg/L)	0.26	<0.10	<0.10	4.6	1.2	0.93	0.28	<0.10	1.6	1.8	1.5	0.76	<0.10	0.14	0.9
	TPH-DRO (With Silica Gel) (mg/L)	<0.10	<0.10	<0.10	2.6	0.67	0.13	<0.10	<0.10	0.13	0.11	1.3	0.4	<0.10	<0.10	0.28
	Percent Reduction	62%	0%	0%	43%	44%	86%	64%	0%	92%	94%	13%	47%	0%	29%	69%

Table 4 - Silica Gel Analysis Data Summary
TPH-DRO with and without Silica Gel Cleanup
3rd Quarter Report - 2022
Chester River Hospital Center
100 Brown Street,
Chestertown, MD 21620

Sampling Event		Monitoring Wells														
Date	**Analysis***	**MW-9**	**MW-10R**	**MW-11**	**MW-13**	**MW-14**	**MW-20**	**MW-37**	**MW-41**	**MW-43**	**MW-45**	**MW-46**	**MW-47**	**MW-51**	**MW-53**	**MW-54**
07-Jun-22	TPH-DRO (mg/L)	0.39	<0.10	<0.10	5	0.55	0.7	0.22	NS	1.1	1.6	0.55	0.5	<0.10	NS	0.29
	TPH-DRO (With Silica Gel) (mg/L)	<0.10	<0.10	<0.10	0.15	0.34	<0.10	<0.10	NS	<0.10	<0.10	0.16	0.24	<0.10	NS	<0.10
	Percent Reduction	74%	0%	0%	97%	38%	86%	55%	NS	91%	94%	71%	52%	0%	NS	66%
15-Jul-22	TPH-DRO (mg/L)	0.2	<0.10	<0.10	2.3	0.3	1.3	0.14	NS	1.7	0.85	1.9	0.23	<0.10	NS	2.1
	TPH-DRO (With Silica Gel) (mg/L)	<0.10	<0.10	<0.10	<0.10	0.15	0.11	<0.10	NS	<0.10	<0.10	0.42	<0.10	<0.10	NS	0.14
	Percent Reduction	50%	0%	0%	96%	50%	92%	29%	NS	94%	88%	78%	57%	0%	NS	93%
23-Aug-22	TPH-DRO (mg/L)	0.47	<0.10	<0.10	6.4	1.4	0.99	0.23	0.2	3.7	1.2	2.2	0.34	<0.10	<0.10	2.7
	TPH-DRO (With Silica Gel) (mg/L)	0.15	<0.10	<0.10	1.50	0.69	<0.10	<0.10	<0.10	0.34	0.31	0.72	0.18	<0.10	<0.10	0.87
	Percent Reduction	68%	0%	0%	77%	51%	90%	57%	50%	91%	74%	67%	47%	0%	0%	68%

Table 4 - Silica Gel Analysis Data Summary
TPH-DRO with and without Silica Gel Cleanup
3rd Quarter Report - 2022
Chester River Hospital Center
100 Brown Street,
Chestertown, MD 21620

Sampling Event		Monitoring Wells														
Date	**Analysis***	**MW-9**	**MW-10R**	**MW-11**	**MW-13**	**MW-14**	**MW-20**	**MW-37**	**MW-41**	**MW-43**	**MW-45**	**MW-46**	**MW-47**	**MW-51**	**MW-53**	**MW-54**
15-Sep-22	TPH-DRO (mg/L)	0.35	<0.10	<0.10	5	0.61	1.4	0.34	NS	3.6	1.9	2.1	0.38	0.16	NS	2.4
	TPH-DRO (With Silica Gel) (mg/L)	0.14	<0.10	<0.10	0.14	0.22	<0.10	<0.10	NS	0.19	0.36	0.59	0.15	<0.10	NS	0.5
	Percent Reduction	60%	0%	0%	97%	64%	93%	71%	NS	95%	81%	72%	61%	38%	NS	79%

NS - Not Sampled, NR - Not Recorded

* - Laboratory analysis completed by: Eurofins (July 2017-January 2018) and Phase Separation Science (March 2018-Present)

² - Trial Analysis

³ - Extraction Reanalyzed at Time of Silica Gel Analysis

Table 5 - Summary of Mann-Kendall Analysis (Most Recent 40 Data Points)
Groundwater Concentration Trends
3rd Quarter Report - 2022
Chester River Hospital Center
100 Brown Street, Chestertown, MD 21620

Well	Benzene	TPH-DRO	Naphthalene	TPH-DRO w/ SGC
MW-1		Decreasing		
MW-2		Decreasing		
MW-3		Decreasing	Decreasing	
MW-4		Decreasing		
MW-5		Decreasing		
MW-9		Decreasing	Stable	Decreasing
MW-10R		No Trend	Stable	Probably Decreasing
MW-11		Decreasing		Probably Decreasing
MW-13		No Trend		No Trend
MW-14	Probably Decreasing	Decreasing	Stable	Decreasing
MW-20		Decreasing		Stable
MW-22		Decreasing	Stable	
MW-31R		Stable		
MW-32		Stable		
MW-37		Decreasing	Stable	Decreasing
MW-40		Decreasing	No Trend	
MW-41		Decreasing	No Trend	Decreasing
MW-42		Decreasing	Stable	
MW-43		Decreasing		Decreasing
MW-44		Stable		
MW-45		Decreasing		Stable
MW-46		Decreasing	No Trend	Decreasing
MW-47	Decreasing	Decreasing	Decreasing	Decreasing
MW-50		Stable		
MW-51		Decreasing		Decreasing
MW-52		No Trend	Stable	
MW-53		Decreasing	Stable	Stable
MW-54		Decreasing	Decreasing	Decreasing
MW-55		Decreasing	No Trend	
RW-2D		Decreasing	Probably Increasing	
RW-3B		Decreasing	Decreasing	
RW-4		Decreasing	Increasing	
RW-5		No Trend	Increasing	
RW-6		Decreasing	No Trend	
	Total = 2	Total = 34	Total = 20	Total = 15

Notes:
Gray table cell indicates less than four numeric values available for analysis.

***S* Statistic**	***Confidence In Trend***	***Trend***
$S > 0$	*CF > 95%*	*Increasing*
$S > 0$	*95% ≥ CF ≥ 90%*	*Probably Increasing*
$S > 0$	*CF < 90%*	*No Trend*
$S \leq 0$	*CF < 90% and COV ≥ 1*	*No Trend*
$S \leq 0$	*CF < 90% and COV < 1*	*Stable*
$S < 0$	*95% ≥ CF ≥ 90%*	*Probably Decreasing*
$S < 0$	*CF > 95%*	*Decreasing*

GANNETT FLEMING

Table 6 - Summary of Mann-Kendall Analysis (Most Recent Two Years of Data)
Groundwater Concentration Trends
3rd Quarter Report - 2022
Chester River Hospital Center
100 Brown Street, Chestertown, MD 21620

Well	Benzene	TPH-DRO	Naphthalene	TPH-DRO w/ SGC
MW-9		No Trend		Decreasing
MW-11				
MW-13		Probably Increasing		No Trend
MW-14		Probably Decreasing	Decreasing	No Trend
MW-20		Decreasing		Stable
MW-22		Stable	Stable	
MW-37		Stable		Decreasing
MW-41		Decreasing	Stable	Stable
MW-43		Stable		Decreasing
MW-45		Probably Decreasing		No Trend
MW-46		Stable	Decreasing	No Trend
MW-47	Stable	Decreasing	Decreasing	Decreasing
MW-53		Decreasing	Decreasing	Stable
MW-54		No Trend	Decreasing	Stable
RW-2D		No Trend	Stable	
RW-4			Probably Increasing	
RW-5		No Trend	No Trend	
RW-6			Stable	
	Total = 1	Total = 15	Total = 11	Total = 12

Notes:
Gray table cell indicates less than four numeric values available for analysis.

***S* Statistic**	***Confidence In Trend***	***Trend***
S > 0	*CF > 95%*	*Increasing*
S > 0	*95% ≥ CF ≥ 90%*	*Probably Increasing*
S > 0	*CF < 90%*	*No Trend*
S ≤ 0	*CF < 90% and COV ≥ 1*	*No Trend*
S ≤ 0	*CF < 90% and COV < 1*	*Stable*
S < 0	*95% ≥ CF ≥ 90%*	*Probably Decreasing*
S < 0	*CF > 95%*	*Decreasing*

GANNETT FLEMING

Appendix A

Well Gauging Forms for July through September 2022

Chester River Hospital Center

DATE: 7/13/22

Monthly Gauging

Technicians K. Edwards / Dave Seaman

Well #	DTP	DTW	PT	DTB
MW-1	—	44.52	—	
MW-2	—	43.95	—	
MW-3	—	38.30	—	
MW-4	—	41.03	—	
MW-5	—	48.51	—	
MW-9	—	34.82	—	
MW-10R	—	36.95	—	
MW-11	—	30.16		
MW-12	—	32.72		
MW-13	—	30.59		
MW-14	—	29.72		
MW-15	Covered by parked vehicle			
MW-16	—	25.23		
MW-17		25.08		
MW-18	—	26.15		
MW-19	—	28.02		
MW-20	—	27.84		
MW-21	—	27.74		
MW-22	—	35.41		
MW-23	—	26.31		
MW-24	—	26.30		
MW-25	—	26.00		
MW-28	—	25.86		
MW-29	—	25.77		
MW-31R		35.65		
MW-32	—	35.83		
MW-33	—	25.86		
MW-34	—	26.09		
MW-35	—	27.69		
MW-37	—	38.27		
MW-40	—	37.12		
MW-41	—	31.80		
MW-42	—	35.38		

Chester River Hospital Center (Continued) DATE: 7/13/22

Well #	DTP	DTW	PT	DTB
MW-43	—	36.30		
MW-44	—	35.61		
MW-45	—	29.56		
MW-46	—	29.80		
MW-47	—	29.68		
MW-48	—	25.66		
MW-49	—	25.13		
MW-50	—	25.25		
MW-51	—	48.50		
MW-52		35.43		
MW-53	—	36.48		
MW-54	—	32.05		
MW-55	—	31.82		
MW-56	—	27.47		
S-1	—	25.90		
S-2	—	25.95		
S-3	—	26.00		
RW-2D	—	29.40		
RW-3B	—	28.32		
RW-4	—	36.50		
RW-5	—	31.75		
RW-6	—	35.46		

8/22/22

Chester River Hospital Center DATE: 8/22/22

Monthly Gauging

Technicians Dave, Mike, & Ken – Keith – Garnett Fleming

Well #	DTP	DTW	PT	DTB
MW-1	—	44.49		
MW-2	—	43.92		
MW-3	—	38.29		
MW-4	—	41.02		
MW-5	—	48.51		
MW-9	—	34.87		
MW-10R	—	36.99		
MW-11	—	30.24		
MW-12	—	27.74		
MW-13	—	30.65		
MW-14	—	29.81		
MW-15	—	24.79		
MW-16	—	25.39		
MW-17	—	25.26		
MW-18	—	26.42		
MW-19	—	28.14		
MW-20	—	27.96		
MW-21	—	27.84		
MW-22	—	35.45		
MW-23	—	26.57		
MW-24	—	26.49		
MW-25	—	26.21		
MW-28	—	26.15		
MW-29	—	26.11		
MW-31R	—	35.66		
MW-32	—	35.87		
MW-33	—	26.01		
MW-34	—	26.17		
MW-35	—	27.81		
MW-37	—	38.24		
MW-40	—	37.16		
MW-41	—	31.84		
MW-42	—	35.39		

Chester River Hospital Center (Continued) DATE: 8-22-22

Well #	DTP	DTW	PT	DTB
MW-43	—	36.34		
MW-44	—	35.65		
MW-45	—	29.62		
MW-46	—	29.84		
MW-47	—	29.71		
MW-48	—	25.81		
MW-49	—	25.35		
MW-50	—	25.42		
MW-51	—	48.47		
MW-52	—	35.97		
MW-53	—	36.50		
MW-54	—	32.09		
MW-55	—	31.89		
MW-56	—	27.59		
S-1	—	26.17		
S-2	—	26.22		
S-3	—	26.29		
RW-2D	—	29.47		
RW-3B	—	28.41		
RW-4	—	36.52		
RW-5	—	31.80		
RW-6	—	35.49		

Chester River Hospital Center **DATE:** 9/14/22

Monthly Gauging

Technicians K. Edwards (S+S)

Well #	DTP	DTW	PT	DTB
MW-1	—	44.72	—	
MW-2	—	44.16	—	
MW-3	—	38.52	—	
MW-4	—	41.29		
MW-5	—	48.72	—	
MW-9	—	35.05	—	
MW-10R	—	37.24	—	
MW-11	—	30.51	—	
MW-12	—	33.00	—	
MW-13	—	30.99	—	
MW-14	—	30.09	—	
MW-15	—	25.13	—	
MW-16	—	25.71	—	
MW-17	—	25.58	—	
MW-18	—	26.79	—	
MW-19	—	28.44	—	
MW-20	—	28.26	—	
MW-21	—	28.15	—	
MW-22	—	35.71	—	
MW-23	—	26.89	—	
MW-24	—	26.76	—	
MW-25	—	26.53	—	
MW-28	—	26.50	—	
MW-29	—	26.47	—	
MW-31R	—	35.91	—	
MW-32	—	36.14	—	
MW-33	—	26.32	—	
MW-34	—	26.47	—	
MW-35	—	28.11	—	
MW-37	—	38.49	—	
MW-40	—	37.42	—	
MW-41	—	32.10	—	
MW-42	—	35.67	—	

Chester River Hospital Center (Continued) DATE: 9/14/22

Well #	DTP	DTW	PT	DTB
MW-43	—	36.52	—	
MW-44	—	35.90	—	
MW-45	—	29.94	—	
MW-46	—	30.14	—	
MW-47	—	29.99	—	
MW-48	—	26.11	—	
MW-49	—	25.64	—	
MW-50	—	25.71	—	
MW-51	—	48.66	—	
MW-52	—	36.20	—	
MW-53	—	36.80	—	
MW-54	—	32.40	—	
MW-55	—	32.20	—	
MW-56	—	27.89	—	
S-1	—	26.51	—	
S-2	—	26.45	—	
S-3	—	26.63	—	
RW-2D	—	29.75	—	
RW-3B	—	28.70	—	
RW-4	—	36.80	—	
RW-5	—	32.09	—	
RW-6	—	35.80	—	

Appendix B

Well Purging – Field Water Quality Measurement Forms

WELL PURGING-FIELD WATER QUALITY MEASUREMENTS FORM

Location (Site/Facility Name) Shore Health Chester River Hospital
Well Number MW-9 Date 7-14-22
Field Personnel Dave Seamar
Sampling Organization S+S Tech / GF
Identify MP North Side

Depth to 37 / 47 of screen
(below MP) top bottom
Pump Intake at (ft. below MP) 42'
Purging Device; (pump type) GeoSub-2
Total Volume Purged 9,000 mL

Clock Time 24 HR	Water Depth below MP ft	Pump Dial[1]	Purge Rate ml/min	Cum. Volume Purged liters mL	Temp. °C	Spec. Cond.[2] µS/cm	pH	ORP[3] mv	DO mg/L	Turbidity NTU	Comments
1205	34.82		300	0	22.76	.405	5.88	158	0.0	6.1	
1210	34.92			1500	22.27	.420	6.13	135	0.0	6.4	
1215	34.92			3000	21.95	.446	6.08	89	0.0	5.5	
1220	34.92			4500	21.75	.468	6.08	70	0.0	3.6	
1225	34.92			6000	21.64	.475	6.08	48	0.0	2.4	
1230	34.92			7500	21.70	.474	6.07	46	0.0	3.8	
1235	34.92			9000	21.76	.474	6.06	43	0.0	4.1	
Stabilization Criteria					3%	3%	±0.1	±10 mv	10%	10%	

1. Pump dial setting (for example: hertz, cycles/min, etc).
2. µSiemens per cm(same as µmhos/cm)at 25°C.
3. Oxidation reduction potential (ORP)

Sample Time 1240

Hach Field Test Kit Results					
Nitrate (NO_3^-)		Soluble Iron (Fe^{2+})		Sulfate (SO_4^{2-})	

WELL PURGING-FIELD WATER QUALITY MEASUREMENTS FORM

Location (Site/Facility Name) Shore Health Chester River Hospital
Well Number MW-10R Date 7-14-22
Field Personnel Dave Seaman
Sampling Organization SES Tech / GF
Identify MP North Side

Depth to 29 / 54 of screen
(below MP) top bottom
Pump Intake at (ft. below MP) 46
Purging Device; (pump type) Geosub-2
Total Volume Purged 10,500 ml

Clock Time 24 HR	Water Depth below MP ft	Pump Dial[1]	Purge Rate ml/min	Cum. Volume Purged liters	Temp. °C	Spec. Cond.[2] µS/cm	pH	ORP[3] mv	DO mg/L	Turbidity NTU	Comments
1350	36.95		300	0	25.30	.254	5.62	193	0.0	721	
1355	37.06		↓	1500	22.52	.266	5.11	213	0.0	753	
1400	37.09			3000	20.87	.267	5.21	222	0.0	203	
1405	37.09			4500	19.34	.267	4.97	241	0.0	87.4	
1410	37.09			6000	19.01	.261	5.28	229	0.0	46.7	
1415	37.09			7500	18.89	.257	5.06	239	0.0	12.1	
1420	37.09			9000	18.66	.256	5.05	251	0.0	6.5	
1425	37.09			10500	18.65	.258	5.05	250	0.0	4.3	
Stabilization Criteria					3%	3%	±0.1	±10 mv	10%	10%	

1. Pump dial setting (for example: hertz, cycles/min, etc).
2. µSiemens per cm(same as µmhos/cm)at 25°C.
3. Oxidation reduction potential (ORP)

Sample TIME 1430

Hach Field Test Kit Results					
Nitrate (NO_3^-)		Soluble Iron (Fe^{2+})		Sulfate (SO_4^{2-})	

WELL PURGING-FIELD WATER QUALITY MEASUREMENTS FORM

Location (Site/Facility Name) Shore Health Chester River Hospital
Well Number MW-11 Date 7-14-22
Field Personnel Dave Seaman
Sampling Organization S&S Tech / GF
Identify MP North Side.

Depth to 23 / 46 of screen
(below MP) top bottom
Pump Intake at (ft. below MP) 37
Purging Device; (pump type) Geosub-2
Total Volume Purged 10,500 mL

Clock Time 24 HR	Water Depth below MP ft	Pump Dial[1]	Purge Rate ml/min	Cum. Volume Purged liters	Temp. °C	Spec. Cond.[2] µS/cm	pH	ORP[3] mv	DO mg/L	Turbidity NTU	Comments
1450	30.16		300	0	19.27	.069	5.67	211	0.0	24.2	
1455	30.25			1500	19.18	.084	5.69	216	0.0	20.8	
1500	30.25			3000	18.92	.129	5.63	212	0.0	12.3	
1505	30.25			4500	18.99	.157	5.58	226	0.0	7.1	
1510	30.25			6000	18.74	.199	5.60	224	0.0	4.1	
1515	30.25			7500	18.73	.217	5.37	232	0.0	0.5	
1520	30.25			9000	18.68	.222	5.36	236	0.0	0.0	
1525	30.25			10500	18.73	.228	5.35	240	0.0	0.0	
Stabilization Criteria					3%	3%	±0.1	±10 mv	10%	10%	

1. Pump dial setting (for example: hertz, cycles/min, etc).
2. µSiemens per cm(same as µmhos/cm)at 25°C.
3. Oxidation reduction potential (ORP)

Sample Time 1530

Hach Field Test Kit Results					
Nitrate (NO_3^-)		Soluble Iron (Fe^{2+})		Sulfate (SO_4^{2-})	

WELL PURGING-FIELD WATER QUALITY MEASUREMENTS FORM

Location (Site/Facility Name) Shore Health Chester River Hospital
Well Number MW-13 Date 7-15-22
Field Personnel Dave Seaman
Sampling Organization SJS Tech / GF
Identify MP North Side.

Depth to 29 / 44 of screen
(below MP) top bottom
Pump Intake at (ft. below MP) 37'
Purging Device; (pump type) Geo Sub-2
Total Volume Purged 10,500

Clock Time 24 HR	Water Depth below MP ft	Pump Dial[1]	Purge Rate ml/min	Cum. Volume Purged liters	Temp. °C	Spec. Cond.[2] µS/cm	pH	ORP[3] mv	DO mg/L	Turbidity NTU	Comments
0720	30.60		300	0	19.98	.408	5.45	205	0.0	72.6	
0725	30.72			1500	18.62	.411	5.79	170	0.0	74.0	
0730	30.74			3000	18.56	.410	5.57	163	0.0	68.1	
0735	30.70			4500	18.61	.413	5.44	152	0.0	64.3	
0740	30.70			6000	18.66	.413	5.36	149	0.0	57.3	
0745	30.71			7500	18.67	.412	5.40	143	0.0	49.7	
0750	30.71			9000	18.71	.411	5.45	139	0.0	48.6	
0755	30.71			10,500	18.74	.410	5.49	140	0.0	46.9	
Stabilization Criteria					3%	3%	±0.1	±10 mv	10%	10%	

1. Pump dial setting (for example: hertz, cycles/min, etc).
2. µSiemens per cm(same as µmhos/cm)at 25°C.
3. Oxidation reduction potential (ORP)

Sample Time 0800

Hach Field Test Kit Results

Nitrate (NO_3^-)		Soluble Iron (Fe^{2+})		Sulfate (SO_4^{2-})	

WELL PURGING-FIELD WATER QUALITY MEASUREMENTS FORM

Location (Site/Facility Name) Shore Health Chester River Hospital
Well Number MW-14 Date 7/15/22
Field Personnel S+S tech (KE)
Sampling Organization GF
Identify MP North Side Casing

Depth to 29 / 44 of screen 4"
(below MP) top bottom
Pump Intake at (ft. below MP) 37
Purging Device; (pump type) monsoon
Total Volume Purged 7500

Clock Time 24 HR	Water Depth below MP ft	Pump Dial[1]	Purge Rate ml/min	Cum. Volume Purged liters	Temp. °C	Spec. Cond.[2] µS/cm	pH	ORP[3] mv	DO mg/L	Turbidity NTU	Comments
0937	29.74	—	300	0	22.88	.288	5.95	79	1.06	64.9	
0942	29.99	—	300	1500	19.64	.235	4.95	126	0.0	45.8	
0947	29.99	—	300	3000	19.74	.244	4.67	138	0.0	33.8	
0952	29.99	—	300	4500	19.74	.258	4.59	142	0.0	28.0	
0957	29.99	—	300	6000	19.84	.266	4.52	144	0.0	18.4	
1002	29.99	—	300	7500	19.90	.280	4.50	146	0.0	7.7	
		—									
Stabilization Criteria					3%	3%	±0.1	±10 mv	10%	10%	

1. Pump dial setting (for example: hertz, cycles/min, etc).
2. µSiemens per cm(same as µmhos/cm)at 25°C.
3. Oxidation reduction potential (ORP)

PID Reading 0 PPM Sample @ 1007

Hach Field Test Kit Results					
Nitrate (NO_3^-)	<2 mg/L	Soluble Iron (Fe^{2+})	0.75 mg/L	Sulfate (SO_4^{2-})	—

-sample submitted for lab nitrate analysis

WELL PURGING-FIELD WATER QUALITY MEASUREMENTS FORM

Location (Site/Facility Name) Shore Health Chester River Hospital
Well Number MW-15 Date 7/14/22
Field Personnel SurTech (KE)
Sampling Organization GT
Identify MP N. Side Casing

Depth to 20 / 45 of screen (below MP) top bottom Well = 4"
Pump Intake at (ft. below MP) 34
Purging Device: (pump type) Monsoon pump
Total Volume Purged 8000

Clock Time 24 HR	Water Depth below MP ft	Pump Dial[1]	Purge Rate ml/min	Cum. Volume Purged liters	Temp. °C	Spec. Cond.[2] µS/cm	pH	ORP[3] mv	DO mg/L	Turbidity NTU	Comments
0826	24.66	—	400	0	18.44	.344	4.47	399	9.85	0.0	
0831	24.69	—	400	2000	18.03	.341	4.37	415	5.24	0.0	
0836	24.69	—	400	4000	18.00	.338	4.36	421	5.18	0.0	
0841	24.69	—	400	6000	18.03	.344	4.32	426	5.10	0.0	
0846	24.69	—	400	8000	18.00	.347	4.24	428	5.00	0.0	
		—									
		—									
		—									
		—									
		—									
Stabilization Criteria					3%	3%	±0.1	±10 mv	10%	10%	

1. Pump dial setting (for example: hertz, cycles/min, etc).
2. µSiemens per cm(same as µmhos/cm)at 25°C.
3. Oxidation reduction potential (ORP)

PID Reading Ø ppm Sample @ 0851

Hach Field Test Kit Results

Nitrate (NO_3^-)	7 mg/L	Soluble Iron (Fe^{2+})	<0.5 mg/L	Sulfate (SO_4^{2-})	—

* lab nitrate sample collected

WELL PURGING-FIELD WATER QUALITY MEASUREMENTS FORM

Location (Site/Facility Name) Shore Health Chester River Hospital
Well Number MW-16 Date 7/13/22
Field Personnel Sr Tech (KE)
Sampling Organization GT
Identify MP N. Side Casing

Depth to 25 / 39 of screen Well = 4"
(below MP) top bottom
Pump Intake at (ft. below MP) 32
Purging Device; (pump type) Monsoon pump
Total Volume Purged 10000

Clock Time 24 HR	Water Depth below MP ft	Pump Dial[1]	Purge Rate ml/min	Cum. Volume Purged liters	Temp. °C	Spec. Cond.[2] µS/cm	pH	ORP[3] mv	DO mg/L	Turbidity NTU	Comments
1334	25.21	—	400	0	23.55	.572	4.60	371	7.13	10.5	
1339	25.25	—	400	2000	20.74	.590	4.42	391	4.03	0.0	
1344	25.25	—	400	4000	20.77	.591	4.39	393	3.98	0.8	
1349	25.25	—	400	6000	20.74	.596	4.34	394	3.88	0.0	
1354	25.30	—	400	8000	20.87	.585	4.38	391	3.82	0.0	
1359	25.30	—	400	10000	20.87	.582	4.35	387	3.76	0.0	
		—									
		—									
		—									
		—									
Stabilization Criteria					3%	3%	±0.1	±10 mv	10%	10%	

1. Pump dial setting (for example: hertz, cycles/min, etc).
2. µSiemens per cm(same as µmhos/cm)at 25°C.
3. Oxidation reduction potential (ORP)

PID Reading Ø ppm Sample # 1404

Hach Field Test Kit Results					
Nitrate (NO_3^-)		Soluble Iron (Fe^{2+})		Sulfate (SO_4^{2-})	

WELL PURGING-FIELD WATER QUALITY MEASUREMENTS FORM

Location (Site/Facility Name) Shore Health Chester River Hospital
Well Number MW-17 Date 7/14/22
Field Personnel SuSTech (KB)
Sampling Organization GT
Identify MP N. Side Casing

Depth to (below MP) 23.48 of screen (top, bottom) Well = 4"
Pump Intake at (ft. below MP) 33
Purging Device; (pump type) Monsoon pump
Total Volume Purged 7500

Clock Time 24 HR	Water Depth below MP ft	Pump Dial[1]	Purge Rate ml/min	Cum. Volume Purged liters	Temp. °C	Spec. Cond.[2] µS/cm	pH	ORP[3] mv	DO mg/L	Turbidity NTU	Comments
0734	25.09	—	300	0	20.00	.601	4.29	393	5.27	0.0	
0739	25.17	—	300	1500	14.11	.555	4.32	397	3.49	0.0	
0744	25.14	—	300	3000	18.86	.334	4.85	377	2.30	0.0	
0749	25.14	—	300	4500	18.87	.393	4.81	379	3.31	0.0	
0754	25.14	—	300	6000	18.87	.402	4.81	382	3.62	0.0	
0759	25.14	—	300	7500	18.96	4.09	4.77	386	3.57	0.0	
		—									
		—									
		—									
		—									
Stabilization Criteria					3%	3%	±0.1	±10 mv	10%	10%	

1. Pump dial setting (for example: hertz, cycles/min, etc).
2. µSiemens per cm(same as µmhos/cm)at 25°C.
3. Oxidation reduction potential (ORP)

PID Reading Ø PPM Sample @ 0804

Hach Field Test Kit Results

Nitrate (NO_3^-)	7 mg/L	Soluble Iron (Fe^{2+})	< 0.5 mg/L	Sulfate (SO_4^{2-})	—

*submitted for lab nitrate analysis

WELL PURGING-FIELD WATER QUALITY MEASUREMENTS FORM

Location (Site/Facility Name) Shore Health Chester River Hospital
Well Number MW-18 Date 7/13/22
Field Personnel Sys Tech (KB)
Sampling Organization GF
Identify MP N. Side Casing

Depth to (below MP) 25 top / 39 bottom of screen Well = 4"
Pump Intake at (ft. below MP) 32
Purging Device; (pump type) Monsoon pump
Total Volume Purged 12000

Clock Time 24 HR	Water Depth below MP ft	Pump Dial[1]	Purge Rate ml/min	Cum. Volume Purged liters	Temp. °C	Spec. Cond.[2] µS/cm	pH	ORP[3] mv	DO mg/L	Turbidity NTU	Comments
1011	26.14	—	400	0	21.25	.000	4.51	379	9.17	376	
1016	26.14	—	400	2000	17.80	.004	3.84	423	6.85	336	
1021	26.14	—	400	4000	17.93	.000	3.77	422	5.98	386	
1026	26.14	—	400	6000	20.73	.000	3.67	421	5.32	375	
1031	26.14	—	400	8000	21.88	.000	3.85	416	5.06	377	
1036	26.14	—	400	10000	22.51	.000	4.00	410	4.89	0.0	
1041	26.14	—	400	12000	22.70	.000	4.06	403	4.90	0.0	
		—									
		—									
		—									
Stabilization Criteria					3%	3%	±0.1	±10 mv	10%	10%	

1. Pump dial setting (for example: hertz, cycles/min, etc).
2. µSiemens per cm(same as µmhos/cm)at 25°C.
3. Oxidation reduction potential (ORP)

PID Reading Ø ppm Sample @ 1046

Hach Field Test Kit Results

Nitrate (NO_3^-)		Soluble Iron (Fe^{2+})		Sulfate (SO_4^{2-})	

WELL PURGING-FIELD WATER QUALITY MEASUREMENTS FORM

Location (Site/Facility Name) Shore Health Chester River Hospital
Well Number MW-19 Date 7/15/22
Field Personnel Jr Tech (KE)
Sampling Organization GF
Identify MP N. Side Casing

Depth to 23.46 of screen Well=4
(below MP) top bottom
Pump Intake at (ft. below MP) 33
Purging Device; (pump type) Monsoon Pump
Total Volume Purged 14000

Clock Time 24 HR	Water Depth below MP ft	Pump Dial[1]	Purge Rate ml/min	Cum. Volume Purged liters	Temp. °C	Spec. Cond.[2] µS/cm	pH	ORP[3] mv	DO mg/L	Turbidity NTU	Comments
0722	28.04	—	400	0	20.00	.560	4.63	310	2.46	140	Had to Change out
0727	28.04	—	400	2000	17.37	.532	4.35	370	1.80	39.4	Horiba.
0732	28.04	—	400	4000	17.30	.537	4.24	390	1.70	21.8	
0737	28.04	—	400	6000	17.17	.524	4.19	401	1.80	16.0	
0747	28.04	—	400	8000	19.05	.434	4.61	385	6.25	55.3	
0752	28.04	—	400	10000	17.30	.431	4.37	392	3.25	0.0	
0757	28.04	—	400	12000	17.12	.426	4.29	394	2.71	0.0	
0802	28.04	—	400	14000	17.50	.413	4.23	343	2.38	0.0	
		—									
		—									
Stabilization Criteria					3%	3%	±0.1	±10 mv	10%	10%	

1. Pump dial setting (for example: hertz, cycles/min, etc).
2. µSiemens per cm(same as µmhos/cm)at 25°C.
3. Oxidation reduction potential (ORP)

PID Reading Ø ppm Sample @ 0807

Hach Field Test Kit Results

Nitrate (NO_3^-)		Soluble Iron (Fe^{2+})		Sulfate (SO_4^{2-})	

WELL PURGING-FIELD WATER QUALITY MEASUREMENTS FORM

Location (Site/Facility Name) Shore Health Chester River Hospital
Well Number MW-20 Date 7/14/22
Field Personnel S.S Tech (KE)
Sampling Organization GF
Identify MP N. Side Casing

Depth to (below MP) 23.43 of screen top bottom Well = 4"
Pump Intake at (ft. below MP) 33
Purging Device; (pump type) Monsoon pump
Total Volume Purged 8000

Clock Time 24 HR	Water Depth below MP ft	Pump Dial[1]	Purge Rate ml/min	Cum. Volume Purged liters	Temp. °C	Spec. Cond.[2] µS/cm	pH	ORP[3] mv	DO mg/L	Turbidity NTU	Comments
1450	27.85	—	400	0	20.41	.657	4.45	352	0.40	0.0	
1455	27.98	—	400	2000	19.74	.674	4.67	318	0.0	0.0	
1500	27.98	—	400	4000	19.31	.684	4.81	299	0.0	0.0	
1505	27.98	—	400	6000	19.30	.690	4.74	294	0.0	0.0	
1510	27.98	—	400	8000	19.42	.691	4.73	286	0.0	0.0	
		—									
		—									
		—									
		—									
		—									
Stabilization Criteria					3%	3%	±0.1	±10 mv	10%	10%	

1. Pump dial setting (for example: hertz, cycles/min, etc).
2. µSiemens per cm(same as µmhos/cm)at 25°C.
3. Oxidation reduction potential (ORP)

PID Reading Ø ppm Sample @ 1515

Hach Field Test Kit Results

Nitrate (NO_3^-)		Soluble Iron (Fe^{2+})		Sulfate (SO_4^{2-})	

WELL PURGING-FIELD WATER QUALITY MEASUREMENTS FORM

Location (Site/Facility Name) Shore Health Chester River Hospital
Well Number MW-23 Date 7/13/22
Field Personnel S+S Tech (KE)
Sampling Organization GF
Identify MP N. Side Casing

Depth to 25 / 40 of screen (below MP) top bottom
Well = 4"
Pump Intake at (ft. below MP) 32
Purging Device; (pump type) Monsoon Pump
Total Volume Purged 1400

Clock Time 24 HR	Water Depth below MP ft	Pump Dial[1]	Purge Rate ml/min	Cum. Volume Purged liters	Temp. °C	Spec. Cond.[2] µS/cm	pH	ORP[3] mv	DO mg/L	Turbidity NTU	Comments
1147	26.29	—	400	0	18.23	0.065	4.60	364	9.17	0.0	
1152	26.41	—	400	2000	17.91	0.063	4.36	384	5.66	0.0	
1157	26.40	—	400	4000	17.88	0.085	4.20	396	5.30	0.0	
1202	26.40	—	400	6000	17.89	0.117	3.79	419	5.12	0.0	
1207	26.39	—	400	8000	18.00	0.153	4.07	411	4.93	0.0	
1212	26.39	—	400	10000	18.10	0.186	3.81	423	4.85	0.0	
1217	26.39	—	400	12000	18.09	0.204	3.94	417	4.92	0.0	
1222	26.39	—	400	1400	18.16	0.207	3.88	414	4.88	0.0	
		—									
		—									
Stabilization Criteria					3%	3%	±0.1	±10 mv	10%	10%	

1. Pump dial setting (for example: hertz, cycles/min, etc).
2. µSiemens per cm(same as µmhos/cm)at 25°C.
3. Oxidation reduction potential (ORP)

PID Reading Ø ppm Sample @ 12:27

Hach Field Test Kit Results

Nitrate (NO_3^-)		Soluble Iron (Fe^{2+})		Sulfate (SO_4^{2-})	

WELL PURGING-FIELD WATER QUALITY MEASUREMENTS FORM

Location (Site/Facility Name) Shore Health Chester River Hospital
Well Number MW-24 Date 7-14-22
Field Personnel Dave Seaman
Sampling Organization S&S Tech / GF
Identify MP North Side

Depth to 25 / 40 of screen
(below MP) top bottom
Pump Intake at (ft. below MP) 32
Purging Device; (pump type) GeoSub-2
Total Volume Purged 10,000 mL

Clock Time 24 HR	Water Depth below MP ft	Pump Dial[1]	Purge Rate ml/min	Cum. Volume Purged liters	Temp. °C	Spec. Cond.[2] µS/cm	pH	ORP[3] mv	DO mg/L	Turbidity NTU	Comments
0730	26.30		400 mL	0	17.85	.250	5.21	309	2.29	0.0	
0735	26.35			2,000	18.36	.228	4.54	343	0.75	0.0	
0740	26.35			4,000	17.89	.229	4.53	356	0.0	0.0	
0745	26.35			6,000	17.63	.234	4.50	363	0.0	0.0	
0750	26.35			8,000	17.54	.238	4.49	367	0.0	0.0	
0755	26.35			10,000	17.46	.237	4.48	370	0.0	0.0	
Stabilization Criteria					3%	3%	±0.1	±10 mv	10%	10%	

1. Pump dial setting (for example: hertz, cycles/min, etc).
2. µSiemens per cm(same as µmhos/cm)at 25°C.
3. Oxidation reduction potential (ORP)

Sample time 0800

Hach Field Test Kit Results					
Nitrate (NO_3^-)		Soluble Iron (Fe^{2+})		Sulfate (SO_4^{2-})	

WELL PURGING-FIELD WATER QUALITY MEASUREMENTS FORM

Location (Site/Facility Name) Shore Health Chester River Hospital
Well Number MW-25 Date 7/13/22
Field Personnel Sr S Tech (KE)
Sampling Organization GF
Identify MP N. Side Casing

Depth to 25 / 40 of screen Well = 4"
(below MP) top bottom
Pump Intake at (ft. below MP) 32
Purging Device: (pump type) Monsoon Pump
Total Volume Purged 9000

Clock Time 24 HR	Water Depth below MP ft	Pump Dial[1]	Purge Rate ml/min	Cum. Volume Purged liters	Temp. °C	Spec. Cond.[2] µS/cm	pH	ORP[3] mv	DO mg/L	Turbidity NTU	Comments
1240	26.00	—	300	0	25.45	0.494	3.86	429	4.56	26.00	
1245	26.08	—	300	1500	24.95	.516	4.05	423	4.19	0.0	
1250	26.08	—	300	3000	25.01	.504	4.05	423	4.31	0.0	
1255	26.08	—	300	4500	22.17	.496	4.05	424	4.44	0.0	
1300	26.08	—	300	6000	24.86	.482	4.00	424	4.10	0.0	
1305	26.08	—	300	7500	25.22	.478	4.01	422	4.27	0.0	
1310	26.08	—	300	9000	24.70	.466	4.09	414	4.35	0.0	
		—									
		—									
		—									
Stabilization Criteria					3%	3%	±0.1	±10 mv	10%	10%	

1. Pump dial setting (for example: hertz, cycles/min, etc).
2. µSiemens per cm(same as µmhos/cm)at 25°C.
3. Oxidation reduction potential (ORP)

PID Reading Ø PPM Sample @ 1315

Hach Field Test Kit Results

Nitrate (NO_3^-)		Soluble Iron (Fe^{2+})		Sulfate (SO_4^{2-})	

WELL PURGING-FIELD WATER QUALITY MEASUREMENTS FORM

Location (Site/Facility Name) Shore Health Chester River Hospital
Well Number MW-28 Date 7-13-22
Field Personnel Dave Seaman
Sampling Organization S&S Tech / GF
Identify MP North Side.

Depth to 24 / 39 of screen
(below MP) top bottom
Pump Intake at (ft. below MP) 31
Purging Device; (pump type) Geosub -2
Total Volume Purged

Clock Time 24 HR	Water Depth below MP ft	Pump Dial[1]	Purge Rate ml/min	Cum. Volume Purged liters	Temp. °C	Spec. Cond.[2] µS/cm	pH	ORP[3] mv	DO mg/L	Turbidity NTU	Comments
1255	25.86		400 mL	0	17.89	.228	4.29	302	0.0	0.0	
1300	25.90			2000	17.50	.221	4.55	303	0.0	0.0	
1305	25.90			4000	17.46	.217	4.44	311	0.0	0.0	
1310	25.90			6000	17.76	.222	4.02	333	0.0	0.0	
1315	25.90			8000	17.87	.222	4.00	334	0.0	0.0	
1320	25.90			10000	17.92	.221	4.10	321	0.0	0.0	
Stabilization Criteria					3%	3%	±0.1	±10 mv	10%	10%	

1. Pump dial setting (for example: hertz, cycles/min, etc).
2. µSiemens per cm(same as µmhos/cm)at 25°C.
3. Oxidation reduction potential (ORP)

Sample TIME 1325

Hach Field Test Kit Results					
Nitrate (NO_3^-)		Soluble Iron (Fe^{2+})		Sulfate (SO_4^{2-})	

WELL PURGING-FIELD WATER QUALITY MEASUREMENTS FORM

Location (Site/Facility Name) Shore Health Chester River Hospital
Well Number MW-29 Date 7/13/22
Field Personnel Sa Tech (KE)
Sampling Organization GF
Identify MP N. Side Casing

Depth to (below MP) top 24 bottom 34 of screen Well = 4"
Pump Intake at (ft. below MP) 31
Purging Device; (pump type) Monsoon Pump
Total Volume Purged 7500

Clock Time 24 HR	Water Depth below MP ft	Pump Dial[1]	Purge Rate ml/min	Cum. Volume Purged liters	Temp. °C	Spec. Cond.[2] µS/cm	pH	ORP[3] mv	DO mg/L	Turbidity NTU	Comments
0924	25.76	—	300	0	18.41	.224	3.77	346	6.92	0.0	
0929	25.86	—	300	1500	18.32	.222	3.72	400	5.65	0.0	
0934	25.85	—	300	3000	18.36	.219	3.75	406	4.59	0.0	
0939	25.85	—	300	4500	18.19	.218	3.74	410	4.22	0.0	
0944	25.85	—	300	6000	18.45	.220	3.70	417	4.21	0.0	
0949	25.85	—	300	7500	18.35	.219	3.69	420	4.17	0.0	
		—									
		—									
		—									
		—									
Stabilization Criteria					3%	3%	±0.1	±10 mv	10%	10%	

1. Pump dial setting (for example: hertz, cycles/min, etc).
2. µSiemens per cm(same as µmhos/cm)at 25°C.
3. Oxidation reduction potential (ORP)

PID Reading Ø ppm Sample @ 0954

Hach Field Test Kit Results					
Nitrate (NO_3^-)		Soluble Iron (Fe^{2+})		Sulfate (SO_4^{2-})	

WELL PURGING-FIELD WATER QUALITY MEASUREMENTS FORM

Location (Site/Facility Name) Shore Health Chester River Hospital
Well Number MW-33 Date 7/14/22
Field Personnel SesTech (KE)
Sampling Organization GT
Identify MP N. Side Casing

Depth to (below MP) top 26 / bottom 41 of screen Well = 4"
Pump Intake at (ft. below MP) 32
Purging Device: (pump type) Monsoon pump
Total Volume Purged _____

Clock Time 24 HR	Water Depth below MP ft	Pump Dial[1]	Purge Rate ml/min	Cum. Volume Purged liters	Temp. °C	Spec. Cond.[2] µS/cm	pH	ORP[3] mv	DO mg/L	Turbidity NTU	Comments
1240	25.90	—	400	0	21.42	.340	4.20	389	6.44	0.0	
1245	26.00	—	400	2000	21.20	.203	4.08	420	4.98	0.0	
1250	26.00	—	400	4000	19.69	.190	3.97	436	4.86	0.0	
1255	26.00	—	400	6000	19.71	.189	3.84	449	4.78	0.0	
1300	26.00	—	400	8000	19.63	.188	3.79	453	4.77	0.0	
1305	26.00	—	400	10000	19.53	.187	3.73	455	4.78	0.0	
		—									
		—									
		—									
		—									
Stabilization Criteria					3%	3%	±0.1	±10 mv	10%	10%	

1. Pump dial setting (for example: hertz, cycles/min, etc).
2. µSiemens per cm(same as µmhos/cm)at 25°C.
3. Oxidation reduction potential (ORP)

PID Reading Ø PPM Sample @ 1310

Hach Field Test Kit Results					
Nitrate (NO_3^-)		Soluble Iron (Fe^{2+})		Sulfate (SO_4^{2-})	

WELL PURGING-FIELD WATER QUALITY MEASUREMENTS FORM

Location (Site/Facility Name) Shore Health Chester River Hospital
Well Number MW-34 Date 7/14/22
Field Personnel S+S Tech (KE)
Sampling Organization GF
Identify MP N. Side Casing

Depth to 26 / 41 of screen Well = 4"
(below MP) top bottom
Pump Intake at (ft. below MP) 32
Purging Device; (pump type) Monsoon pump
Total Volume Purged 10000

Clock Time 24 HR	Water Depth below MP ft	Pump Dial[1]	Purge Rate ml/min	Cum. Volume Purged liters	Temp. °C	Spec. Cond.[2] µS/cm	pH	ORP[3] mv	DO mg/L	Turbidity NTU	Comments
1200	26.07	—	400	0	26.75	.485	4.23	402	4.86	0.0	
1205	26.13	—	400	2000	21.68	.695	3.91	430	5.00	0.0	
1210	26.13	—	400	4000	20.76	.692	3.84	439	4.40	0.0	
1215	26.13	—	400	6000	20.73	.690	3.87	435	4.30	0.0	
1220	26.13	—	400	8000	20.26	.681	3.93	424	4.18	0.0	
1225	26.13	—	400	10000	20.42	.685	3.97	411	4.24	0.0	
		—									
		—									
		—									
		—									
Stabilization Criteria					3%	3%	±0.1	±10 mv	10%	10%	

1. Pump dial setting (for example: hertz, cycles/min, etc).
2. µSiemens per cm(same as µmhos/cm)at 25°C.
3. Oxidation reduction potential (ORP)

PID Reading Ø ppm Sample @ 1230

Hach Field Test Kit Results

Nitrate (NO_3^-)		Soluble Iron (Fe^{2+})		Sulfate (SO_4^{2-})	

WELL PURGING-FIELD WATER QUALITY MEASUREMENTS FORM

Location (Site/Facility Name) Shore Health Chester River Hospital
Well Number MW-35 Date 7/14/22
Field Personnel Sys Tech (KE)
Sampling Organization GF
Identify MP N. Side Casing

Depth to 26 / 41 of screen Well = 4"
(below MP) top bottom
Pump Intake at (ft. below MP) 32
Purging Device; (pump type) Monsoon pump
Total Volume Purged 10000

Clock Time 24 HR	Water Depth below MP ft	Pump Dial[1]	Purge Rate ml/min	Cum. Volume Purged liters	Temp. °C	Spec. Cond.[2] µS/cm	pH	ORP[3] mv	DO mg/L	Turbidity NTU	Comments
1320	25.69	—	400	0	20.40	.283	3.92	427	5.78	0.0	
1325	27.75	—	400	2000	19.10	.361	3.90	448	4.24	0.0	
1330	27.75	—	400	4000	19.14	.362	3.89	450	4.19	0.0	
1335	27.75	—	400	6000	19.10	.363	3.85	456	4.09	0.0	
1340	27.76	—	400	8000	18.97	.354	3.83	459	3.90	0.0	
1345	27.76	—	400	10000	18.94	.353	3.83	460	3.98	0.0	
		—									
		—									
		—									
		—									
Stabilization Criteria					3%	3%	±0.1	±10 mv	10%	10%	

1. Pump dial setting (for example: hertz, cycles/min, etc).
2. µSiemens per cm(same as µmhos/cm)at 25°C.
3. Oxidation reduction potential (ORP)

PID Reading Ø ppm Sample @ 1350

Hach Field Test Kit Results					
Nitrate (NO_3^-)		Soluble Iron (Fe^{2+})		Sulfate (SO_4^{2-})	

WELL PURGING-FIELD WATER QUALITY MEASUREMENTS FORM

Location (Site/Facility Name) Shore Health Chester River Hospital
Well Number MW-37 Date 7-14-22
Field Personnel Dave Seaman
Sampling Organization S&S Tech / GF
Identify MP North Side

Depth to 11 / 70 of screen
(below MP) top bottom
Pump Intake at (ft. below MP) 45'
Purging Device; (pump type) GeoTech 2
Total Volume Purged 9,000 mL

Clock Time 24 HR	Water Depth below MP ft	Pump Dial[1]	Purge Rate ml/min	Cum. Volume Purged liters	Temp. °C	Spec. Cond.[2] µS/cm	pH	ORP[3] mv	DO mg/L	Turbidity NTU	Comments
0925	38.27		300	0	23.49	.479	6.24	33	0.0	102	
0930	38.54			1500	22.53	.482	6.32	-13	0.0	60.5	
0935	38.54			3000	23.28	.482	6.72	-51	0.0	420	
0940	38.54			4500	23.45	.484	6.76	-63	0.0	37.0	
0945	38.55			6000	23.45	.486	6.81	-73	0.0	31.4	
0950	38.55			7500	23.57	.491	6.74	-75	0.0	27.5	
0955	38.55			9000	23.61	.497	6.80	-79	0.0	24.6	
Stabilization Criteria					3%	3%	±0.1	±10 mv	10%	10%	

1. Pump dial setting (for example: hertz, cycles/min, etc).
2. µSiemens per cm(same as µmhos/cm)at 25°C.
3. Oxidation reduction potential (ORP)

Sample TIME 1000

Hach Field Test Kit Results					
Nitrate (NO_3^-)		Soluble Iron (Fe^{2+})		Sulfate (SO_4^{2-})	

WELL PURGING-FIELD WATER QUALITY MEASUREMENTS FORM

Location (Site/Facility Name) Shore Health Chester River Hospital
Well Number MW-43 Date 7-14-22
Field Personnel Dave Seaman
Sampling Organization S&S Tech / GF
Identify MP North Side

Depth to 30 / 50 of screen
(below MP) top bottom
Pump Intake at (ft. below MP) 44
Purging Device; (pump type) Geo Sub-2
Total Volume Purged 10,500 mL

Clock Time 24 HR	Water Depth below MP ft	Pump Dial[1]	Purge Rate ml/min	Cum. Volume Purged liters	Temp. °C	Spec. Cond.[2] µS/cm	pH	ORP[3] mv	DO mg/L	Tur-bidity NTU	Comments
1255	36.30		300	0	25.32	.297	5.75	130	0.0	79.6	
1300	36.69			1500	23.57	.304	5.56	145	0.0	80.3	
1305	36.71			3000	23.30	.325	5.57	149	0.0	74.1	
1310	36.71			4500	23.12	.338	5.24	171	0.0	46.3	
1315	36.71			6000	23.06	.342	5.15	178	0.0	41.1	
1320	36.71			7500	22.98	.346	5.04	185	0.0	28.1	
1325	36.71			9000	22.99	.348	5.06	188	0.0	17.2	
1330	36.71			10500	23.00	.348	5.05	189	0.0	4.8	
Stabilization Criteria					3%	3%	±0.1	±10 mv	10%	10%	

1. Pump dial setting (for example: hertz, cycles/min, etc).
2. µSiemens per cm(same as µmhos/cm)at 25°C.
3. Oxidation reduction potential (ORP)

Sample TIME 1335

Hach Field Test Kit Results					
Nitrate (NO_3^-)		Soluble Iron (Fe^{2+})		Sulfate (SO_4^{2-})	

WELL PURGING-FIELD WATER QUALITY MEASUREMENTS FORM

Location (Site/Facility Name) Shore Health Chester River Hospital
Well Number MW-45 Date 7-15-22
Field Personnel Dave Seaman
Sampling Organization SJS Tech / GF
Identify MP North Side

Depth to 25 / 45 of screen
(below MP) top bottom
Pump Intake at (ft. below MP) 37
Purging Device; (pump type) Geosub-2
Total Volume Purged 9,000 mL

Clock Time 24 HR	Water Depth below MP ft	Pump Dial[1]	Purge Rate ml/min	Cum. Volume Purged liters	Temp. °C	Spec. Cond.[2] µS/cm	pH	ORP[3] mv	DO mg/L	Turbidity NTU	Comments
0635	29.59		300	0	21.97	.313	4.41	309	0.0	53.7	
0640	29.71			1500	20.90	.292	4.61	302	0.0	51.1	
0645	29.70			3000	19.44	.297	4.64	305	0.0	39.0	
0650	29.70			4500	19.20	.306	4.57	312	0.0	20.5	
0655	29.70			6000	19.17	.309	4.59	313	0.0	22.5	
0700	29.70			7500	19.16	.310	4.62	313	0.0	20.1	
0705	29.70			9000	19.14	.311	4.64	314	0.0	19.0	
Stabilization Criteria					3%	3%	±0.1	±10 mv	10%	10%	

1. Pump dial setting (for example: hertz, cycles/min, etc).
2. µSiemens per cm(same as µmhos/cm)at 25°C.
3. Oxidation reduction potential (ORP)

Sample Time 0710

Hach Field Test Kit Results					
Nitrate (NO_3^-)		Soluble Iron (Fe^{2+})		Sulfate (SO_4^{2-})	

WELL PURGING-FIELD WATER QUALITY MEASUREMENTS FORM

Location (Site/Facility Name) Shore Health Chester River Hospital
Well Number MW-47 Date 7/15/22
Field Personnel S+S Tech (KE)
Sampling Organization GF
Identify MP N. Side Casing

Depth to 30 / 50 of screen (below MP) top bottom 2"
Pump Intake at (ft. below MP) 40
Purging Device; (pump type) Mon Soak Pump
Total Volume Purged 7500

Clock Time 24 HR	Water Depth below MP ft	Pump Dial[1]	Purge Rate ml/min	Cum. Volume Purged liters	Temp. °C	Spec. Cond.[2] µS/cm	pH	ORP[3] mv	DO mg/L	Turbidity NTU	Comments
0852	29.64	—	300	0	20.38	.731	6.69	30	0.0	68.3	
0857	29.71	—	300	1500	19.78	.683	6.67	34	0.0	56.7	
0902	29.71	—	300	3000	19.36	.685	6.71	33	0.0	44.2	
0907	29.71	—	300	4500	19.40	.705	6.76	31	0.0	27.9	
0912	29.71	—	300	6000	19.68	.714	6.74	31	0.0	18.8	
0917	29.71	—	300	7500	19.82	.715	6.72	30	0.0	13.4	
		—									
		—									
Stabilization Criteria					3%	3%	±0.1	±10 mv	10%	10%	

1. Pump dial setting (for example: hertz, cycles/min, etc).
2. µSiemens per cm(same as µmhos/cm)at 25°C.
3. Oxidation reduction potential (ORP)

PID Reading 0 PPm Sample @ 0922

Hach Field Test Kit Results					
Nitrate (NO_3^-)	<2 mg/L	Soluble Iron (Fe^{2+})	4.5 mg/L	Sulfate (SO_4^{2-})	—

* Sampled for lab nitrate analysis

WELL PURGING-FIELD WATER QUALITY MEASUREMENTS FORM

Location (Site/Facility Name) Shore Health Chester River Hospital
Well Number MW-48 Date 7/14/22
Field Personnel Sr. Tech (KB)
Sampling Organization GF
Identify MP N. Side Casing

Depth to 25 / 55 of screen Well = 2"
(below MP) top bottom
Pump Intake at (ft. below MP) 40
Purging Device; (pump type) Monsoon Pump
Total Volume Purged 12000

Clock Time 24 HR	Water Depth below MP ft	Pump Dial[1]	Purge Rate ml/min	Cum. Volume Purged liters	Temp. °C	Spec. Cond.[2] µS/cm	pH	ORP[3] mv	DO mg/L	Turbidity NTU	Comments
1011	25.65	—	300	0	21.49	.231	4.26	399	7.56	+1000	
1016	25.72	—	300	1500	21.12	.234	4.43	387	4.23	750	
1021	25.75	—	300	3000	20.81	.239	4.46	375	3.87	410	
1026	25.75	—	300	4500	21.19	.238	4.46	365	3.84	239	
1031	25.75	—	300	6000	21.24	.238	4.48	359	3.74	214	
1036	25.75	—	300	7500	21.30	.238	4.58	350	3.71	208	
1041	25.75	—	300	9000	21.40	.238	4.66	343	4.03	193	
1046	25.75	—	300	10500	21.30	.236	4.74	336	4.01	187	
1051	25.75	—	300	12000	21.23	.237	4.75	335	3.90	175	
		—									
Stabilization Criteria					3%	3%	±0.1	±10 mv	10%	10%	

1. Pump dial setting (for example: hertz, cycles/min, etc).
2. µSiemens per cm(same as µmhos/cm)at 25°C.
3. Oxidation reduction potential (ORP)

PID Reading Ø ppm Sample @ 1056

Hach Field Test Kit Results

Nitrate (NO_3^-)		Soluble Iron (Fe^{2+})		Sulfate (SO_4^{2-})	

WELL PURGING-FIELD WATER QUALITY MEASUREMENTS FORM

Location (Site/Facility Name) Shore Health Chester River Hospital
Well Number MW-49 Date 7/14/22
Field Personnel Sr S Tech (KE)
Sampling Organization GT
Identify MP N. Side Casing

Depth to 20.55 of screen Well = 2"
(below MP) top bottom
Pump Intake at (ft. below MP) 40
Purging Device; (pump type) Monsoon pump
Total Volume Purged 13500

Clock Time 24 HR	Water Depth below MP ft	Pump Dial[1]	Purge Rate ml/min	Cum. Volume Purged liters	Temp. °C	Spec. Cond.[2] µS/cm	pH	ORP[3] mv	DO mg/L	Turbidity NTU	Comments
0906	25.19	—	300	0	19.97	.307	4.42	396	8.70	385	
0911	25.25	—	300	1500	19.55	.221	4.37	412	4.30	712	
0916	25.25	—	300	3000	18.99	.223	4.33	416	3.94	+1000	
0921	25.25	—	300	4500	19.06	.217	4.30	415	3.79	843	
0926	25.25	—	300	6000	19.07	.216	4.25	412	3.70	575	
0931	25.25	—	300	7500	19.10	.215	4.22	408	3.65	448	
0936	25.25	—	300	9000	19.20	.215	4.19	401	3.74	331	
0941	25.25	—	300	10500	19.25	.214	4.17	398	3.64	315	
0946	25.25	—	300	12000	19.17	.214	4.15	394	3.54	310	
0951	25.25	—	300	13500	19.22	.214	4.15	391	3.50	303	
Stabilization Criteria					3%	3%	±0.1	±10 mv	10%	10%	

1. Pump dial setting (for example: hertz, cycles/min, etc).
2. µSiemens per cm(same as µmhos/cm)at 25°C.
3. Oxidation reduction potential (ORP)

PID Reading Ø ppm Sample @ 0956

Hach Field Test Kit Results

Nitrate (NO_3^-)		Soluble Iron (Fe^{2+})		Sulfate (SO_4^{2-})	

WELL PURGING-FIELD WATER QUALITY MEASUREMENTS FORM

Location (Site/Facility Name) Shore Health Chester River Hospital
Well Number MW-50 Date 7/13/22
Field Personnel SysTech (KE)
Sampling Organization GT
Identify MP N. Side Casing

Depth to 25.55 of screen Well = 2"
(below MP) top bottom
Pump Intake at (ft. below MP) 40
Purging Device: (pump type) Monsoon pump
Total Volume Purged 10500

Clock Time 24 HR	Water Depth below MP ft	Pump Dial[1]	Purge Rate ml/min	Cum. Volume Purged liters	Temp. °C	Spec. Cond.[2] µS/cm	pH	ORP[3] mv	DO mg/L	Turbidity NTU	Comments
1445	25.20	—	300	0	21.74	.178	3.96	393	4.14	+1000	
1450	25.30	—	300	1500	20.36	.179	4.02	386	4.07	801	
1455	25.31	—	300	3000	20.25	.181	3.86	384	4.10	1000+	
1500	25.30	—	300	4500	20.41	.183	3.75	391	3.89	1000+	
1505	25.26	—	300	6000	20.52	.184	3.65	396	3.86	898	
1510	25.26	—	300	7500	20.97	.186	3.58	398	3.75	802	
1515	25.26	—	300	9000	20.72	.186	3.55	400	3.68	692	
1520	25.26	—	300	10500	21.61	.187	3.54	399	3.56	750	
		—									
		—									
Stabilization Criteria					3%	3%	±0.1	±10 mv	10%	10%	

1. Pump dial setting (for example: hertz, cycles/min, etc).
2. µSiemens per cm(same as µmhos/cm)at 25°C.
3. Oxidation reduction potential (ORP)

PID Reading Ø ppm Sample @ 1525

Hach Field Test Kit Results

Nitrate (NO_3^-)		Soluble Iron (Fe^{2+})		Sulfate (SO_4^{2-})	

WELL PURGING-FIELD WATER QUALITY MEASUREMENTS FORM

Location (Site/Facility Name) Shore Health Chester River Hospital
Well Number MW-51 Date 7-14-22
Field Personnel Dave Seaman
Sampling Organization S&S Tech / GF
Identify MP North Side

Depth to 39 / 59 of screen
(below MP) top bottom
Pump Intake at (ft. below MP) 55
Purging Device; (pump type) Geo pump 2
Total Volume Purged 10,000 mL

Clock Time 24 HR	Water Depth below MP ft	Pump Dial[1]	Purge Rate ml/min	Cum. Volume Purged liters	Temp. °C	Spec. Cond.[2] µS/cm	pH	ORP[3] mv	DO mg/L	Turbidity NTU	Comments
0830	48.50		400	0	19.23	.388	5.49	270	0.0	112	
0835	48.59			2000	18.24	.397	5.52	278	0.0	154	
0840	48.59			4000	18.31	.396	5.52	284	0.0	135	
0845	48.59			6000	18.12	.381	5.29	303	0.0	141	
0850	48.59			8000	18.06	.383	5.24	308	0.0	138	
0855	48.59			10,000	18.04	.382	5.22	309	0.0	140	
Stabilization Criteria					3%	3%	±0.1	±10 mv	10%	10%	

1. Pump dial setting (for example: hertz, cycles/min, etc).
2. µSiemens per cm(same as µmhos/cm)at 25°C.
3. Oxidation reduction potential (ORP)

Sample Time 0900

Hach Field Test Kit Results					
Nitrate (NO_3^-)		Soluble Iron (Fe^{2+})		Sulfate (SO_4^{2-})	

WELL PURGING-FIELD WATER QUALITY MEASUREMENTS FORM

Location (Site/Facility Name) Shore Health Chester River Hospital
Well Number MW-52 Date 7-14-22
Field Personnel Dave Seaman
Sampling Organization S&S Tech / GF
Identify MP North Side

Depth to 30 / 50 of screen
(below MP) top bottom
Pump Intake at (ft. below MP) 43'
Purging Device; (pump type) Geotech-2
Total Volume Purged 9000 mL

Clock Time 24 HR	Water Depth below MP ft	Pump Dial[1]	Purge Rate ml/min	Cum. Volume Purged liters mL	Temp. °C	Spec. Cond.[2] µS/cm	pH	ORP[3] mv	DO mg/L	Turbidity NTU	Comments
1025	35.43		300	0	23.74	.249	5.26	148	1.73	31.5	
1030	35.69			1500	20.90	.247	4.82	200	0.25	22.7	
1035	35.69			3000	21.10	.248	5.21	192	0.36	17.3	
1040	35.69			4500	21.09	.248	5.20	196	0.18	14.0	
1045	35.69			6000	21.03	.248	5.22	201	0.0	12.6	
1050	35.69			7500	21.02	.248	5.21	207	0.0	10.9	
1055	35.69			9000	21.03	.248	5.20	209	0.0	9.0	
Stabilization Criteria					3%	3%	±0.1	±10 mv	10%	10%	

1. Pump dial setting (for example: hertz, cycles/min, etc).
2. µSiemens per cm(same as µmhos/cm)at 25°C.
3. Oxidation reduction potential (ORP)

Sample TIME 1100

Hach Field Test Kit Results					
Nitrate (NO_3^-)		Soluble Iron (Fe^{2+})		Sulfate (SO_4^{2-})	

WELL PURGING-FIELD WATER QUALITY MEASUREMENTS FORM

Location (Site/Facility Name) Shore Health Chester River Hospital
Well Number mw-54 Date 7/15/22
Field Personnel SrS Tech (KE)
Sampling Organization GF
Identify MP N. Side Casing

Depth to 27.47 of screen 4"
(below MP) top bottom
Pump Intake at (ft. below MP) 41
Purging Device; (pump type) monsoon pump
Total Volume Purged 8000

Clock Time 24 HR	Water Depth below MP ft	Pump Dial[1]	Purge Rate ml/min	Cum. Volume Purged liters	Temp. °C	Spec. Cond.[2] µS/cm	pH	ORP[3] mv	DO mg/L	Turbidity NTU	Comments
0817	32.06	—	400	0	20.19	.835	5.95	144	.50	3.7	
0822	32.46	—	400	2000	19.08	.887	6.73	70	0.0	7.7	
0827	32.46	—	400	4000	19.11	.887	6.75	53	0.0	6.3	
0832	32.46	—	400	6000	19.20	.867	6.73	43	0.0	4.9	
0837	32.46	—	400	8000	19.18	.874	6.74	36	0.0	4.1	
Stabilization Criteria					3%	3%	±0.1	±10 mv	10%	10%	

1. Pump dial setting (for example: hertz, cycles/min, etc).
2. µSiemens per cm(same as µmhos/cm)at 25°C.
3. Oxidation reduction potential (ORP)

PID Reading 0 ppm Sample 0842

Hach Field Test Kit Results					
Nitrate (NO_3^-)		Soluble Iron (Fe^{2+})		Sulfate (SO_4^{2-})	

WELL PURGING-FIELD WATER QUALITY MEASUREMENTS FORM

Location (Site/Facility Name) Shore Health Chester River Hospital
Well Number MW-56 Date 7/14/22
Field Personnel SuS Tech (KE)
Sampling Organization GF
Identify MP N. Side Casing

Depth to (below MP) top 22 / bottom 42 of screen Well = 4"
Pump Intake at (ft. below MP) 32
Purging Device; (pump type) Monsoon pump
Total Volume Purged 10000

Clock Time 24 HR	Water Depth below MP ft	Pump Dial[1]	Purge Rate ml/min	Cum. Volume Purged liters	Temp. °C	Spec. Cond.[2] µS/cm	pH	ORP[3] mv	DO mg/L	Turbidity NTU	Comments
1405	27.45	—	400	0	14.95	.506	3.97	419	3.90	0.0	
1410	27.61	—	400	2000	19.20	.643	3.96	427	2.84	0.0	
1415	27.61	—	400	4000	19.21	.668	3.89	433	2.54	0.0	
1420	27.61	—	400	6000	19.06	.672	3.86	430	2.48	0.0	
1425	27.61	—	400	8000	19.01	.674	3.84	426	2.44	0.0	
1430	27.61	—	400	10000	19.10	.681	3.84	418	2.42	0.0	
		—									
		—									
		—									
		—									
Stabilization Criteria					3%	3%	±0.1	±10 mv	10%	10%	

1. Pump dial setting (for example: hertz, cycles/min, etc).
2. µSiemens per cm(same as µmhos/cm)at 25°C.
3. Oxidation reduction potential (ORP)

PID Reading Ø PPM Sample @ 1435

Hach Field Test Kit Results

Nitrate (NO_3^-)		Soluble Iron (Fe^{2+})		Sulfate (SO_4^{2-})	

WELL PURGING-FIELD WATER QUALITY MEASUREMENTS FORM

Location (Site/Facility Name) Shore Health Chester River Hospital
Well Number 5-1 Date 7/13/22
Field Personnel S&S Tech (KE)
Sampling Organization GF
Identify MP N. Side Casing

Depth to 23 / 38 of screen Well=4
(below MP) top bottom
Pump Intake at (ft. below MP) 33
Purging Device; (pump type) Monsoon pump
Total Volume Purged 9000

Clock Time 24 HR	Water Depth below MP ft	Pump Dial[1]	Purge Rate ml/min	Cum. Volume Purged liters	Temp. °C	Spec. Cond.[2] µS/cm	pH	ORP[3] mv	DO mg/L	Tur-bidity NTU	Comments
1100	25.87	—	300	0	19.58	.555	3.86	421	4.75	0.0	
1105	26.09	—	300	1500	18.26	.560	3.95	421	4.21	0.0	
1110	26.04	—	300	3000	18.32	.560	3.92	422	4.19	0.0	
1115	26.03	—	300	4500	18.45	.558	3.88	424	4.17	0.0	
1120	26.03	—	300	6000	18.48	.556	3.83	427	4.14	0.0	
1125	26.00	—	300	7500	18.55	.555	3.84	427	4.09	0.0	
1130	26.03	—	300	9000	18.65	.555	3.90	420	4.10	0.0	
		—									
		—									
		—									
Stabilization Criteria					3%	3%	±0.1	±10 mv	10%	10%	

1. Pump dial setting (for example: hertz, cycles/min, etc).
2. µSiemens per cm(same as µmhos/cm)at 25°C.
3. Oxidation reduction potential (ORP)

PID Reading Ø ppm Sample @ 1135

Hach Field Test Kit Results

Nitrate (NO_3^-)		Soluble Iron (Fe^{2+})		Sulfate (SO_4^{2-})	

WELL PURGING-FIELD WATER QUALITY MEASUREMENTS FORM

Location (Site/Facility Name) Shore Health Chester River Hospital
Well Number 5-2 Date 7-13-22
Field Personnel Dave Seaman
Sampling Organization SES Tech / GF
Identify MP North Side

Depth to 23 / 38 of screen
(below MP) top bottom
Pump Intake at (ft. below MP) 30
Purging Device; (pump type) GeoSub 2
Total Volume Purged 10,000 mL

Clock Time 24 HR	Water Depth below MP ft	Pump Dial[1]	Purge Rate ml/min	Cum. Volume Purged liters	Temp. °C	Spec. Cond.[2] µS/cm	pH	ORP[3] mv	DO mg/L	Tur-bidity NTU	Comments
1410	25.95		400 ml/		21.48	.288	4.44	290	1.77	0.0	
1415	26.00		↓	2000	18.36	.290	4.21	309	0.0	0.0	
1420	26.00			4000	17.59	.284	4.18	317	0.0	0.0	
1425	26.01			6000	17.36	.278	4.41	316	0.0	0.0	
1430	26.01			8000	17.47	.281	4.38	324	0.0	0.0	
1435	26.01			10000	17.52	.285	4.29	326	0.0	0.0	
Stabilization Criteria					3%	3%	±0.1	±10 mv	10%	10%	

1. Pump dial setting (for example: hertz, cycles/min, etc).
2. µSiemens per cm(same as µmhos/cm)at 25°C.
3. Oxidation reduction potential (ORP)

Sample TIME 1440

Hach Field Test Kit Results					
Nitrate (NO_3^-)		Soluble Iron (Fe^{2+})		Sulfate (SO_4^{2-})	

WELL PURGING-FIELD WATER QUALITY MEASUREMENTS FORM

Location (Site/Facility Name) Shore Health Chester River Hospital
Well Number S-3 Date
Field Personnel Dave Seaman
Sampling Organization S&S Tech / GF
Identify MP North Side

Depth to 23 / 38 of screen
(below MP) top bottom
Pump Intake at (ft. below MP) 30'
Purging Device; (pump type) Geosub 2
Total Volume Purged 12,000 mL

Clock Time 24 HR	Water Depth below MP ft	Pump Dial[1]	Purge Rate ml/min	Cum. Volume Purged liters mL	Temp. °C	Spec. Cond.[2] ~~µS/cm~~ mS/cm	pH	ORP[3] mv	DO mg/L	Turbidity NTU	Comments
1210	26.00		400 mL	0	18.90	.312	5.76	201	1.83	25.3	
1215	26.19		↓	2000	18.06	.238	4.87	248	0.0	0.0	
1220	26.11			4000	17.83	.227	4.29	278	0.0	0.0	
1225	26.11			6000	17.66	.222	3.93	299	0.0	0.0	
1230	26.11			8000	17.82	.223	3.80	312	0.0	0.0	
1235	26.11			10000	17.84	.223	3.84	316	0.0	0.0	
1240	26.11			12000	17.83	.223	3.88	318	0.0	0.0	
Stabilization Criteria					3%	3%	±0.1	±10 mv	10%	10%	

1. Pump dial setting (for example: hertz, cycles/min, etc).
2. µSiemens per cm(same as µmhos/cm)at 25°C.
3. Oxidation reduction potential (ORP)

Sample TIME 1245

Hach Field Test Kit Results					
Nitrate (NO_3^-)		Soluble Iron (Fe^{2+})		Sulfate (SO_4^{2-})	

WELL PURGING-FIELD WATER QUALITY MEASUREMENTS FORM

Location (Site/Facility Name) Shore Health Chester River Hospital
Well Number MW-46 Date 7-15-22
Field Personnel Dave Seaman
Sampling Organization S&S Tech / GF
Identify MP North Side

Depth to 28 / 48 of screen
(below MP) top bottom
Pump Intake at (ft. below MP) 39
Purging Device; (pump type) Geosub-2
Total Volume Purged 7,500 mL

Clock Time 24 HR	Water Depth below MP ft	Pump Dial[1]	Purge Rate ml/min	Cum. Volume Purged liters	Temp. °C	Spec. Cond.[2] µS/cm	pH	ORP[3] mv	DO mg/L	Tur-bidity NTU	Comments
0810	29.80		300	0	19.36	.484	6.59	7	0.0	93.4	
0815	29.95		↓	1500	18.36	.538	6.91	-57	0.0	119.0	
0820	29.95			3000	18.35	.552	6.96	-68	0.0	119	
0825	29.95			4500	18.40	.569	7.01	-81	0.0	31.2	
0830	29.95			6000	18.42	.574	7.03	-86	0.0	15.1	
0835	29.95			7500	18.43	.576	7.03	-87	0.0	14.6	
Stabilization Criteria					3%	3%	±0.1	±10 mv	10%	10%	

1. Pump dial setting (for example: hertz, cycles/min, etc).
2. µSiemens per cm(same as µmhos/cm)at 25°C.
3. Oxidation reduction potential (ORP)

Sample TIME 0840

Hach Field Test Kit Results

Nitrate (NO_3^-)		Soluble Iron (Fe^{2+})		Sulfate (SO_4^{2-})	

WELL PURGING-FIELD WATER QUALITY MEASUREMENTS FORM

Location (Site/Facility Name) Shore Health Chester River Hospital
Well Number MW-1 Date 8/23/22
Field Personnel TD S+S Tech
Sampling Organization Garnett Fleming
Identify MP North Side TOC

Depth to 40 / 60 of screen
(below MP) top bottom
Pump Intake at (ft. below MP) 52'
Purging Device; (pump type) geotech
Total Volume Purged 12 Liters

4 inch

Clock Time 24 HR	Water Depth below MP ft	Pump Dial[1]	Purge Rate ml/min	Cum. Volume Purged liters	Temp. °C	Spec. Cond.[2] µS/cm	pH	ORP[3] mv	DO mg/L	Turbidity NTU	Comments
0830	44.57	-	400mL	0	20.70	0.434	4.72	303	6.27	54.7	
0835	44.64	-	400mL	2000	19.11	0.414	5.09	295	5.92	40.1	
0840	44.64	-	400mL	4000	19.22	0.411	5.12	301	5.78	38.5	
0845	44.64	-	400mL	6000	18.84	0.413	5.16	305	5.87	33.9	
0850	44.64	-	400mL	8000	18.14	0.410	5.15	312	5.33	27.7	
0855	44.64	-	400mL	10000	18.24	0.410	5.12	316	5.25	26.1	
0900	44.65	-	400mL	12000	18.27	0.410	5.11	317	5.22	25.7	
Stabilization Criteria					3%	3%	±0.1	±10 mv	10%	10%	

1. Pump dial setting (for example: hertz, cycles/min, etc).
2. µSiemens per cm(same as µmhos/cm)at 25°C.
3. Oxidation reduction potential (ORP)

Sample at 0905

Hach Field Test Kit Results

Nitrate (NO_3^-)	6 mg/L	Soluble Iron (Fe^{2+})	<0.5 mg/L	Sulfate (SO_4^{2-})	

* Lab nitrate sample

WELL PURGING-FIELD WATER QUALITY MEASUREMENTS FORM

Location (Site/Facility Name) Shore Health Chester River Hospital
Well Number MW-2 Date 8/23/22
Field Personnel TD S+S Tech
Sampling Organization Gunnett Fleming
Identify MP North Side TOC

Depth to 40 / 60 of screen
(below MP) top bottom
Pump Intake at (ft. below MP) 52
Purging Device; (pump type) Geotech
Total Volume Purged 9 Liters

4 inch

Clock Time 24 HR	Water Depth below MP ft	Pump Dial[1]	Purge Rate ml/min	Cum. Volume Purged liters	Temp. °C	Spec. Cond.[2] µS/cm	pH	ORP[3] mv	DO mg/L	Tur-bidity NTU	Comments
0925	43.97	–	300mL	0	20.55	0.407	5.13	260	3.38	17.6	
0930	44.21	–	300mL	1500	17.33	0.405	5.93	154	0.00	21.5	
0935	44.20	–	300mL	3000	17.44	0.406	5.82	149	0.00	6.6	
0940	44.19	–	300mL	4500	17.30	0.389	5.81	158	0.84	2.1	
0945	44.18	–	300mL	6000	17.37	0.375	5.73	172	1.90	0.0	
0950	44.18	–	300mL	7500	17.39	0.373	5.70	175	1.95	0.0	
0955	44.17	–	300mL	9000	17.41	0.371	5.69	179	1.97	0.0	
Stabilization Criteria					3%	3%	±0.1	±10 mv	10%	10%	

1. Pump dial setting (for example: hertz, cycles/min, etc).
2. µSiemens per cm(same as µmhos/cm)at 25°C.
3. Oxidation reduction potential (ORP)

Sample @ 1000

Hach Field Test Kit Results					
Nitrate (NO_3^-)	3 mg/L	Soluble Iron (Fe^{2+})	0.75 mg/L	Sulfate (SO_4^{2-})	

* Lab nitrate sample

WELL PURGING-FIELD WATER QUALITY MEASUREMENTS FORM

Location (Site/Facility Name) Shore Health Chester River Hospital
Well Number MW-3 Date 8/23/22
Field Personnel TD S.S Tech
Sampling Organization Garrett Fleming
Identify MP North Side TOC

Depth to 38 / 58 of screen
(below MP) top bottom
Pump Intake at (ft. below MP) 48
Purging Device; (pump type) geotech 4 inch
Total Volume Purged 7.5 Gals

Clock Time 24 HR	Water Depth below MP ft	Pump Dial[1]	Purge Rate ml/min	Cum. Volume Purged liters	Temp. °C	Spec. Cond.[2] µS/cm	pH	ORP[3] mv	DO mg/L	Turbidity NTU	Comments
1405	38.34	-	300mL	0	18.61	0.582	6.26	-16	0.00	4.0	
1410	38.57	-	300mL	1500	18.04	0.588	6.34	-27	0.00	1.6	
1415	38.58	-	300mL	3000	18.73	0.572	6.36	-34	0.00	1.3	
1420	38.58	-	300mL	4500	18.92	0.561	6.37	-33	0.00	0.0	
1425	38.58	-	300mL	6000	18.99	0.560	6.31	-30	0.00	0.0	
1430	38.58	-	300mL	7500	19.01	0.555	6.34	-31	0.00	0.0	

Stabilization Criteria 3% 3% ±0.1 ±10 mv 10% 10%

1. Pump dial setting (for example: hertz, cycles/min, etc).
2. µSiemens per cm(same as µmhos/cm)at 25°C.
3. Oxidation reduction potential (ORP)

Sample @ 1435

Hach Field Test Kit Results

Nitrate (NO_3^-)	<2mg/L	Soluble Iron (Fe^{2+})	5.25 mg/L	Sulfate (SO_4^{2-})	—

WELL PURGING-FIELD WATER QUALITY MEASUREMENTS FORM

Location (Site/Facility Name) Shore Health Chester River Hospital
Well Number MW-4 Date 8/23/22
Field Personnel TD JS Tech
Sampling Organization Gannett Fleming
Identify MP North Side TOC

Depth to 40 / 60 of screen
(below MP) top bottom
Pump Intake at (ft. below MP) 51
Purging Device; (pump type) geotech 4 inch
Total Volume Purged 9 Liters

Clock Time 24 HR	Water Depth below MP ft	Pump Dial[1]	Purge Rate ml/min	Cum. Volume Purged liters	Temp. °C	Spec. Cond.[2] µS/cm	pH	ORP[3] mv	DO mg/L	Tur-bidity NTU	Comments
1320	41.07	-	300mL	0	19.18	0.351	5.38	222	10.44	32.9	
1325	41.15	-	300mL	1500	17.90	0.359	5.25	250	8.45	29.1	
1330	41.15	-	300mL	3000	17.29	0.320	5.13	321	5.83	33.4	
1335	41.15	-	300mL	4500	17.24	0.360	5.05	339	5.70	22.1	
1340	41.15	-	300mL	6000	17.33	0.359	5.00	346	5.62	17.4	
1345	41.15	-	300mL	7500	17.36	0.357	5.01	347	5.59	15.5	
1350	41.15	-	300mL	9000	17.30	0.356	5.09	346	5.64	15.9	
Stabilization Criteria					3%	3%	±0.1	±10 mv	10%	10%	

1. Pump dial setting (for example: hertz, cycles/min, etc).
2. µSiemens per cm(same as µmhos/cm)at 25°C.
3. Oxidation reduction potential (ORP)

Sample @ 1355

Hach Field Test Kit Results

Nitrate (NO_3^-)	4mg/L	Soluble Iron (Fe^{2+})	<0.5mg/L	Sulfate (SO_4^{2-})	—

WELL PURGING-FIELD WATER QUALITY MEASUREMENTS FORM

Location (Site/Facility Name) Shore Health Chester River Hospital
Well Number MW-5 Date 8/23/22
Field Personnel TD S+S Tech
Sampling Organization Gannett Fleming
Identify MP North Side TOC

Depth to 45 / 65 of screen
(below MP) top bottom
Pump Intake at (ft. below MP) 56 Ft
Purging Device; (pump type) Geotech
Total Volume Purged 2.5

4 inch

Clock Time 24 HR	Water Depth below MP ft	Pump Dial[1]	Purge Rate ml/min	Cum. Volume Purged liters	Temp. °C	Spec. Cond.[2] µS/cm	pH	ORP[3] mv	DO mg/L	Turbidity NTU	Comments
1020	48.59	–	300mL	0	19.08	0.351	5.20	341	6.34	21.0	
1025	48.75	–	300mL	1500	20.64	0.358	5.09	348	6.05	16.8	
1030	48.75	–	300mL	3000	20.66	0.359	5.18	345	6.00	15.8	
1035	48.75	–	300mL	4500	20.60	0.358	5.17	346	5.88	12.4	
1040	48.75	–	300mL	6000	20.73	0.362	5.13	348	5.79	10.2	
1045	48.75	–	300mL	7500	20.75	0.361	5.16	347	5.84	8.9	
Stabilization Criteria					3%	3%	±0.1	±10 mv	10%	10%	

1. Pump dial setting (for example: hertz, cycles/min, etc).
2. µSiemens per cm(same as µmhos/cm)at 25°C.
3. Oxidation reduction potential (ORP)

Sample 1050

Hach Field Test Kit Results					
Nitrate (NO_3^-)	5mg/L	Soluble Iron (Fe^{2+})	<0.5mg/L	Sulfate (SO_4^{2-})	—

* Lab nitrate sample

WELL PURGING-FIELD WATER QUALITY MEASUREMENTS FORM

Location (Site/Facility Name) Shore Health Chester River Hospital
Well Number MW-9 Date 8-24-22
Field Personnel D. Seaman
Sampling Organization GF
Identify MP North Side

Depth to 37 / 47 of screen
(below MP) top bottom
Pump Intake at (ft. below MP) 42'
Purging Device; (pump type) Geosub-2
Total Volume Purged 9,000 ML

Clock Time 24 HR	Water Depth below MP ft	Pump Dial[1]	Purge Rate ml/min	Cum. Volume Purged liters	Temp. °C	Spec. Cond.[2] µS/cm	pH	ORP[3] mv	DO mg/L	Turbidity NTU	Comments
0735	34.90		300	0	22.41	.385	5.26	243	1.97	0.0	
0740	35.25			1500	19.02	.356	5.16	189	0.56	0.0	
0745	35.05			3000	20.20	.360	5.15	165	0.39	0.0	
0750	35.05			4500	20.61	.367	5.24	144	0.28	0.0	
0755	35.05			6000	20.88	.377	5.36	107	0.28	0.0	
0800	35.05			7500	20.92	.380	5.40	104	0.29	0.0	
0805	35.05			9000	20.94	.384	5.41	103	0.30	0.0	
Stabilization Criteria					3%	3%	±0.1	±10 mv	10%	10%	

1. Pump dial setting (for example: hertz, cycles/min, etc).
2. µSiemens per cm(same as µmhos/cm)at 25°C.
3. Oxidation reduction potential (ORP)

Ambient Air 0 PPM

Sample TIME 0810

Hach Field Test Kit Results					
Nitrate (NO_3^-)	< 2 mg/L	Soluble Iron (Fe^{2+})	5.25 mg/L	Sulfate (SO_4^{2-})	—

WELL PURGING-FIELD WATER QUALITY MEASUREMENTS FORM

Location (Site/Facility Name) Shore Health Chester River Hospital
Well Number MW-10R Date 8/24/22
Field Personnel TD - S+STech
Sampling Organization Gannett Fleming
Identify MP North Side TOC

Depth to 29 / 54 of screen (below MP) top bottom
Pump Intake at (ft. below MP) 46'
Purging Device; (pump type) geotech
Total Volume Purged 9 Liters

2 inch

Clock Time 24 HR	Water Depth below MP ft	Pump Dial[1]	Purge Rate ml/min	Cum. Volume Purged liters	Temp. °C	Spec. Cond.[2] µS/cm	pH	ORP[3] mv	DO mg/L	Turbidity NTU	Comments
0740	37.10	-	300mL	0	18.78	0.297	4.80	310	6.64	386	
0745	37.25	-	300mL	1500	17.63	0.284	4.74	336	5.53	800	
0750	37.25	-	300mL	3000	17.71	0.280	4.78	337	6.05	440	
0755	37.25	-	300mL	4500	17.47	0.281	4.78	337	6.21	73.6	
0800	37.25	-	300mL	6000	17.58	0.277	4.83	339	6.48	27.3	
0805	37.25	-	300ml	7500	17.71	0.276	4.75	340	6.29	4.9	
0810	37.25	-	300mL	9000	17.62	0.277	4.80	342	6.25	2.8	
Stabilization Criteria					3%	3%	±0.1	±10 mv	10%	10%	

1. Pump dial setting (for example: hertz, cycles/min, etc).
2. µSiemens per cm(same as µmhos/cm)at 25°C.
3. Oxidation reduction potential (ORP)

Sample @ 0815

Hach Field Test Kit Results					
Nitrate (NO_3^-)	7mg/L	Soluble Iron (Fe^{2+})	<0.5mg/L	Sulfate (SO_4^{2-})	

WELL PURGING-FIELD WATER QUALITY MEASUREMENTS FORM

Location (Site/Facility Name) Shore Health Chester River Hospital
Well Number MW-11 Date 8/24/22
Field Personnel TD - SESTech
Sampling Organization Garnett Fleming
Identify MP North side TOC

Depth to 23 / 46 of screen
(below MP) top bottom
Pump Intake at (ft. below MP) 37
Purging Device; (pump type) Geotech 4 inch
Total Volume Purged 9 liters

Clock Time 24 HR	Water Depth below MP ft	Pump Dial[1]	Purge Rate ml/min	Cum. Volume Purged liters	Temp. °C	Spec. Cond.[2] µS/cm	pH	ORP[3] mv	DO mg/L	Turbidity NTU	Comments
1110	30.31	-	300mL	0	19.54	0.324	5.01	329	3.13	0.0	
1115	30.38	-	300mL	1500	19.63	0.329	4.89	329	2.48	0.0	
1120	30.40	-	300mL	3000	18.83	0.350	4.97	314	1.72	0.0	
1125	30.38	-	300mL	4500	17.45	0.345	4.88	333	2.42	0.0	
1130	30.38	-	300mL	6000	17.38	0.347	4.84	336	4.39	0.0	
1135	30.38	-	300mL	7500	17.40	0.351	4.79	343	4.62	0.0	
1140	30.38	-	300mL	9000	17.42	0.348	4.78	345	4.58	0.0	
Stabilization Criteria					3%	3%	±0.1	±10 mv	10%	10%	

1. Pump dial setting (for example: hertz, cycles/min, etc).
2. µSiemens per cm(same as µmhos/cm)at 25°C.
3. Oxidation reduction potential (ORP)

Sample @ 1145

Hach Field Test Kit Results					
Nitrate (NO_3^-)	9 mg/L	Soluble Iron (Fe^{2+})	<0.5 mg/L	Sulfate (SO_4^{2-})	———

WELL PURGING-FIELD WATER QUALITY MEASUREMENTS FORM

Location (Site/Facility Name) Shore Health Chester River Hospital
Well Number MW-12 Date 8-23-22
Field Personnel D. Seaman
Sampling Organization GF
Identify MP North Side

Depth to 33 / 48 of screen
(below MP) top bottom
Pump Intake at (ft. below MP) 40'
Purging Device; (pump type) GeoSub 2
Total Volume Purged 7,500 mL

Clock Time 24 HR	Water Depth below MP ft	Pump Dial[1]	Purge Rate ml/min	Cum. Volume Purged liters	Temp. °C	Spec. Cond.[2] µS/cm	pH	ORP[3] mv	DO mg/L	Turbidity NTU	Comments
1425	32.73		300	0	24.81	.327	4.72	334	6.23	0.0	
1430	32.79		↓	1500	21.94	.345	4.72	349	5.87	0.0	
1435	32.79			3000	21.47	.346	4.73	351	5.73	0.0	
1440	32.79			4500	21.33	.348	4.75	348	5.61	0.0	
1445	32.79			6000	21.41	.346	4.78	345	5.54	0.0	
1450	32.79		↓	7500	21.50	.344	4.78	344	5.55	0.0	
Stabilization Criteria					3%	3%	±0.1	±10 mv	10%	10%	

1. Pump dial setting (for example: hertz, cycles/min, etc).
2. µSiemens per cm(same as µmhos/cm)at 25°C.
3. Oxidation reduction potential (ORP)

Ambient Air 0 PPM Sample Time 1455

Hach Field Test Kit Results

Nitrate (NO_3^-)	5mg/L	Soluble Iron (Fe^{2+})	<0.5 mg/L	Sulfate (SO_4^{2-})	—

WELL PURGING-FIELD WATER QUALITY MEASUREMENTS FORM

Location (Site/Facility Name) Shore Health Chester River Hospital
Well Number MW-13 Date 8/24/22
Field Personnel TD S+S Tech
Sampling Organization Gannett Fleming
Identify MP North Side TOC

Depth to 29 / 44 of screen
(below MP) top bottom
Pump Intake at (ft. below MP) 37'
Purging Device; (pump type) geotech
Total Volume Purged 9 Liters

Clock Time 24 HR	Water Depth below MP ft	Pump Dial[1]	Purge Rate ml/min	Cum. Volume Purged liters	Temp. °C	Spec. Cond.[2] µS/cm	pH	ORP[3] mv	DO mg/L	Turbidity NTU	Comments
1345	30.70	-	300mL	0	17.91	0.365	5.40	131	0.00	69.8	
1350	30.93	-	300mL	1500	18.18	0.369	5.74	38	0.00	59.9	
1355	30.93	-	300mL	3000	18.15	0.373	5.78	35	0.00	29.3	
1400	30.93	-	300mL	4500	18.11	0.382	5.81	22	0.00	13.9	
1405	30.93	-	300mL	6000	18.07	0.383	5.90	15	0.00	0.0	
1410	30.93	-	300mL	7500	18.16	0.383	5.90	14	0.00	0.0	
1415	30.93	-	300mL	9000	18.13	0.382	5.89	16	0.00	0.0	
Stabilization Criteria					3%	3%	±0.1	±10 mv	10%	10%	

1. Pump dial setting (for example: hertz, cycles/min, etc).
2. µSiemens per cm(same as µmhos/cm)at 25°C.
3. Oxidation reduction potential (ORP)

Sample @ 1420

Hach Field Test Kit Results					
Nitrate (NO_3^-)	<2 mg/L	Soluble Iron (Fe^{2+})	6 mg/L	Sulfate (SO_4^{2-})	—

WELL PURGING-FIELD WATER QUALITY MEASUREMENTS FORM

Location (Site/Facility Name) Shore Health Chester River Hospital
Well Number MW-14 Date 8-25-22
Field Personnel D. Seaman
Sampling Organization GF
Identify MP North Side

Depth to 23 / 43 of screen
(below MP) top bottom
Pump Intake at (ft. below MP) 37
Purging Device; (pump type) Geosub 2
Total Volume Purged 9000 ml

Clock Time 24 HR	Water Depth below MP ft	Pump Dial[1]	Purge Rate ml/min	Cum. Volume Purged liters	Temp. °C	Spec. Cond.[2] µS/cm	pH	ORP[3] mv	DO mg/L	Turbidity NTU	Comments
0935	29.87		300	0	22.48	.665	5.46	144	0.92	20.7	
0940	30.15			1500	20.41	.691	5.17	154	0.07	1.5	
0945	30.15			3000	20.53	.690	5.22	148	0.0	1.5	
0950	30.15			4500	20.69	.675	5.29	141	0.0	0.4	
0955	30.15			6000	20.87	.672	5.82	125	0.0	0.0	
1000	30.15			7500	20.83	.679	5.76	128	0.0	0.0	
1005	30.15			9000	20.82	.679	5.78	129	0.0	0.0	
Stabilization Criteria					3%	3%	±0.1	±10 mv	10%	10%	

1. Pump dial setting (for example: hertz, cycles/min, etc).
2. µSiemens per cm(same as µmhos/cm)at 25°C.
3. Oxidation reduction potential (ORP)

Collected nitrate Sample

Ambient Air 0 PPM Sample Time 1010

Hach Field Test Kit Results					
Nitrate (NO_3^-)	<2 mg/L	Soluble Iron (Fe^{2+})	5.5 mg/L	Sulfate (SO_4^{2-})	—

WELL PURGING-FIELD WATER QUALITY MEASUREMENTS FORM

Location (Site/Facility Name) Shore Health Chester River Hospital
Well Number MW-15 Date 8/22/22
Field Personnel M.S. S&S Tech
Sampling Organization GF
Identify MP N. Side Casing

Depth to 20 / 45 of screen 4"
(below MP) top bottom
Pump Intake at (ft. below MP) 34
Purging Device; (pump type) Monsoon pump
Total Volume Purged 10000ml

Clock Time 24 HR	Water Depth below MP ft	Pump Dial[1]	Purge Rate ml/min	Cum. Volume Purged liters	Temp. °C	Spec. Cond.[2] µS/cm	pH	ORP[3] mv	DO mg/L	Tur-bidity NTU	Comments
1352		/	400	0	26.53	.127	4.21	328	3.68	81	
1357	24.78	/	400	2000	25.86	.173	4.31	355	3.69	28	
1402	24.78	/	400	4000	25.79	.169	4.42	357	3.70	18	
1407	24.81	/	400	6000	25.59	.162	4.47	361	3.70	16	
1412	24.81	/	400	8000	25.45	.172	4.11	362	3.70	18	
1417	24.81	/	400	10,000	25.36	.181	4.13	363	3.70	12	
Stabilization Criteria					3%	3%	±0.1	±10 mv	10%	10%	

1. Pump dial setting (for example: hertz, cycles/min, etc).
2. µSiemens per cm(same as µmhos/cm)at 25°C.
3. Oxidation reduction potential (ORP)

PID Reading 0ppm Sample @ 1422

Hach Field Test Kit Results

Nitrate (NO_3^-)	6 mg/L	Soluble Iron (Fe^{2+})	<0.5 mg/L	Sulfate (SO_4^{2-})	—

WELL PURGING-FIELD WATER QUALITY MEASUREMENTS FORM

Location (Site/Facility Name) Shore Health Chester River Hospital
Well Number MW-16 Date 8/22/22
Field Personnel M.S. S&S Tech
Sampling Organization GF
Identify MP N. Side Casing

Depth to 25 / 39 of screen 4"
(below MP) top bottom
Pump Intake at (ft. below MP) 32
Purging Device; (pump type) Monsoon pump
Total Volume Purged 10,000 mL

Clock Time 24 HR	Water Depth below MP ft	Pump Dial[1]	Purge Rate ml/min	Cum. Volume Purged liters	Temp. °C	Spec. Cond.[2] µS/cm	pH	ORP[3] mv	DO mg/L	Tur-bidity NTU	Comments
1040	26.39	/	400	0	20.33	.589	3.71	363	4.25	7.8	
1045	26.41	/	400	2000	20.54	.589	3.77	360	4.12	5.6	
1050	26.41	/	400	4000	21.25	.594	3.81	351	3.85	1.1	
1055	26.41	/	400	6000	21.53	.600	3.84	345	3.84	1.3	
1100	26.41	/	400	8000	22.16	.606	3.85	340	3.93	1.1	
1105	26.41	/	400	10,000	22.32	.607	3.85	339	3.86	1.0	
Stabilization Criteria					3%	3%	±0.1	±10 mv	10%	10%	

1. Pump dial setting (for example: hertz, cycles/min, etc).
2. µSiemens per cm(same as µmhos/cm)at 25°C.
3. Oxidation reduction potential (ORP)

PID Reading 0ppm Sample @1110

Hach Field Test Kit Results

Nitrate (NO_3^-)	5mg/L	Soluble Iron (Fe^{2+})	<0.5mg/L	Sulfate (SO_4^{2-})	—

WELL PURGING-FIELD WATER QUALITY MEASUREMENTS FORM

Location (Site/Facility Name) Shore Health Chester River Hospital
Well Number MW-17 Date 8/22/22
Field Personnel K. Edwards
Sampling Organization GF
Identify MP North Side Casing

Depth to (below MP) 23 top / 48 bottom of screen 4"
Pump Intake at (ft. below MP) 33
Purging Device; (pump type) Grundfos 2
Total Volume Purged 10500

Clock Time 24 HR	Water Depth below MP ft	Pump Dial[1]	Purge Rate ml/min	Cum. Volume Purged liters	Temp. °C	Spec. Cond.[2] µS/cm	pH	ORP[3] mv	DO mg/L	Turbidity NTU	Comments
1425	25.32	–	300	0	27.79	.386	3.67	347	2.90	25.4	
1430	25.32	–	300	1500	27.08	.387	3.32	350	2.63	8.3	
1435	25.32	–	300	3000	26.75	.388	3.07	350	2.58	6.2	
1440	25.32	–	300	4500	26.37	.387	3.14	348	2.48	2.4	
1445	25.32	–	300	6000	26.14	.377	3.13	348	2.19	2.1	
1450	25.32	–	300	7500	25.97	.334	3.13	347	1.97	1.2	
1455	25.32	–	300	9000	25.81	.323	3.12	347	2.06	1.2	
1500	25.32	–	300	10500	25.76	.321	3.11	348	2.05	0.8	
Stabilization Criteria					3%	3%	±0.1	±10 mv	10%	10%	

1. Pump dial setting (for example: hertz, cycles/min. etc).
2. µSiemens per cm(same as µmhos/cm)at 25°C.
3. Oxidation reduction potential (ORP)

PID Reading Sample @ 1505

Hach Field Test Kit Results

Nitrate (NO_3^-)	4 mg/L	Soluble Iron (Fe^{2+})	<0.5 mg/L	Sulfate (SO_4^{2-})	—

WELL PURGING-FIELD WATER QUALITY MEASUREMENTS FORM

Location (Site/Facility Name) Shore Health Chester River Hospital
Well Number MW-18 Date 8-22-22
Field Personnel D. Seaman
Sampling Organization GF
Identify MP North Side

Depth to 25 / 39 of screen
(below MP) top bottom
Pump Intake at (ft. below MP) 32'
Purging Device; (pump type) Geosub-2
Total Volume Purged 14,000 mL

Clock Time 24 HR	Water Depth below MP ft	Pump Dial[1]	Purge Rate ml/min	Cum. Volume Purged liters	Temp. °C	Spec. Cond.[2] µS/cm	pH	ORP[3] mv	DO mg/L	Turbidity NTU	Comments
1155	26.42		400	0	21.51	.117	4.58	339	7.34	0.0	
1200	26.48			2000	20.79	.135	4.49	355	6.22	0.0	
1205	26.48			4000	20.84	.168	4.46	361	5.91	0.0	
1210	26.48			6000	20.96	.196	4.43	365	5.63	0.0	
1215	26.48			8000	21.44	.229	4.44	364	5.20	0.0	
1220	26.48			10,000	21.85	.255	4.41	366	5.14	0.0	
1225	26.48			12,000	21.86	.260	4.40	365	5.20	0.0	
1230	26.48			14,000	21.84	.264	4.40	365	5.24	0.0	

Stabilization Criteria 3% 3% ±0.1 ±10 mv 10% 10%

1. Pump dial setting (for example: hertz, cycles/min, etc).
2. µSiemens per cm(same as µmhos/cm)at 25°C.
3. Oxidation reduction potential (ORP)

Ambient Air 0ppm Sample TIME 1235

Hach Field Test Kit Results

Nitrate (NO_3^-)	<2mg/L	Soluble Iron (Fe^{2+})	<0.5mg/L	Sulfate (SO_4^{2-})	—

WELL PURGING-FIELD WATER QUALITY MEASUREMENTS FORM

Location (Site/Facility Name) Shore Health Chester River Hospital
Well Number MW-19 Date 8-23-22
Field Personnel D. Seaman
Sampling Organization GF
Identify MP North Side

Depth to (below MP) top 23 bottom 46 of screen
Pump Intake at (ft. below MP) 33
Purging Device; (pump type) Geesub 2
Total Volume Purged 12,000 mL

Clock Time 24 HR	Water Depth below MP ft	Pump Dial[1]	Purge Rate ml/min	Cum. Volume Purged liters	Temp. °C	Spec. Cond.[2] µS/cm	pH	ORP[3] mv	DO mg/L	Turbidity NTU	Comments
1245	28.15		400	0	20.60	.155	5.33	237	1.51	0.0	
1250	28.18			2000	19.78	.150	4.50	289	1.28	0.0	
1255	28.19			4000	20.36	.143	4.48	308	0.56	0.0	
1300	28.19			6000	20.61	.138	4.43	322	0.25	0.0	
1305	28.19			8000	20.65	.136	4.51	336	0.10	0.0	
1310	28.19			10000	20.65	.137	4.52	341	0.12	0.0	
1315	28.19			12,000	20.64	.139	4.53	344	0.11	0.0	
Stabilization Criteria					3%	3%	±0.1	±10 mv	10%	10%	

1. Pump dial setting (for example: hertz, cycles/min, etc).
2. µSiemens per cm(same as µmhos/cm)at 25°C.
3. Oxidation reduction potential (ORP)

Ambient Air 0 PPM Sample time 1320

Hach Field Test Kit Results

Nitrate (NO_3^-)	3 mg/L	Soluble Iron (Fe^{2+})	<0.5 mg/L	Sulfate (SO_4^{2-})	

WELL PURGING-FIELD WATER QUALITY MEASUREMENTS FORM

Location (Site/Facility Name) Shore Health Chester River Hospital
Well Number MW-20 Date 8-23-22
Field Personnel D. Seaman
Sampling Organization GF
Identify MP North Side

Depth to 23 / 43 of screen
(below MP) top bottom
Pump Intake at (ft. below MP) 33
Purging Device; (pump type) Geotech 2
Total Volume Purged

Clock Time 24 HR	Water Depth below MP ft	Pump Dial[1]	Purge Rate ml/min	Cum. Volume Purged liters	Temp. °C	Spec. Cond.[2] µS/cm	pH	ORP[3] mv	DO mg/L	Turbidity NTU	Comments
1110	27.99		400	0	20.87	.359	5.25	290	2.41	0.0	
1115	28.10			2000	18.33	.366	4.77	300	1.84	0.0	
1120	28.10			4000	18.20	.366	4.81	289	2.11	0.0	
1125	28.10			6000	18.14	.378	4.89	276	2.00	0.0	
1130	28.10			8000	18.21	.381	4.82	272	2.10	0.0	
1135	28.10			10000	18.23	.383	4.81	271	2.06	0.0	
Stabilization Criteria					3%	3%	±0.1	±10 mv	10%	10%	

1. Pump dial setting (for example: hertz, cycles/min, etc).
2. µSiemens per cm(same as µmhos/cm)at 25°C.
3. Oxidation reduction potential (ORP)

Ambient Air OPPM Sample Time 1140

Hach Field Test Kit Results

Nitrate (NO_3^-)	<2 mg/L	Soluble Iron (Fe^{2+})	1.25 mg/L	Sulfate (SO_4^{2-})	—

WELL PURGING-FIELD WATER QUALITY MEASUREMENTS FORM

Location (Site/Facility Name) Shore Health Chester River Hospital
Well Number MW-21 Date 8-23-22
Field Personnel D. Segman
Sampling Organization GF
Identify MP North side

Depth to 23 / 43 of screen
(below MP) top bottom
Pump Intake at (ft. below MP) 35
Purging Device; (pump type) Geo Sub
Total Volume Purged 12,000 ML

Clock Time 24 HR	Water Depth below MP ft	Pump Dial[1]	Purge Rate ml/min	Cum. Volume Purged liters	Temp. °C	Spec. Cond.[2] µS/cm	pH	ORP[3] mv	DO mg/L	Turbidity NTU	Comments
1335	27.83		400	0	22.50	.131	4.35	358	8.72	0.5	
1340	27.90			2000	20.13	.133	4.33	366	7.64	0.0	
1345	27.90			4000	17.93	.137	4.36	376	6.93	0.0	
1350	27.90			6000	17.90	.137	4.47	377	6.48	0.0	
1355	27.90			8000	17.73	.137	4.48	378	6.40	0.0	
1400	27.90			10000	17.82	.137	4.53	376	6.38	0.0	
1405	27.90			12000	17.85	.136	4.55	375	6.35	0.0	
Stabilization Criteria					3%	3%	±0.1	±10 mv	10%	10%	

1. Pump dial setting (for example: hertz, cycles/min, etc).
2. µSiemens per cm(same as µmhos/cm)at 25°C.
3. Oxidation reduction potential (ORP)

Ambient Air OPPM

Sample TIME 1410

Hach Field Test Kit Results

Nitrate (NO_3^-)	3mg/L	Soluble Iron (Fe^{2+})	<0.5 mg/L	Sulfate (SO_4^{2-})	

WELL PURGING-FIELD WATER QUALITY MEASUREMENTS FORM

Location (Site/Facility Name) Shore Health Chester River Hospital
Well Number MW-22 Date 3-24-22
Field Personnel D. Seaman
Sampling Organization GF
Identify MP North Side

Depth to 35.51 (top) / 56.30 (bottom) of screen (below MP)
Pump Intake at (ft. below MP) 46'
Purging Device; (pump type) Grosub 2
Total Volume Purged 12,000 mL

Clock Time 24 HR	Water Depth below MP ft	Pump Dial[1]	Purge Rate ml/min	Cum. Volume Purged liters	Temp. °C	Spec. Cond.[2] µS/cm	pH	ORP[3] mv	DO mg/L	Turbidity NTU	Comments
1010	35.51		400	0	22.53	.289	4.30	343	6.57	0.0	
1015	35.58			2000	21.34	.291	4.17	381	5.69	0.0	
1020	35.58			4000	21.17	.294	4.19	391	5.47	0.0	
1025	35.58			6000	21.05	.295	4.22	393	5.47	0.0	
1030	35.58			8000	20.98	.294	4.29	393	5.33	0.0	
1035	35.58			10000	21.03	.294	4.33	392	5.22	0.0	
1040	35.58			12000	21.09	.294	4.35	391	5.22	0.0	
Stabilization Criteria					3%	3%	±0.1	±10 mv	10%	10%	

1. Pump dial setting (for example: hertz, cycles/min, etc).
2. µSiemens per cm(same as µmhos/cm)at 25°C.
3. Oxidation reduction potential (ORP)

Ambient Air 0 PPM

Sample TIME 1045

Hach Field Test Kit Results

Nitrate (NO_3^-)	5 mg/L	Soluble Iron (Fe^{2+})	< 0.5 mg/L	Sulfate (SO_4^{2-})	———

WELL PURGING-FIELD WATER QUALITY MEASUREMENTS FORM

Location (Site/Facility Name) Shore Health Chester River Hospital
Well Number MW-23 Date 8/22/22
Field Personnel K. Edwards S+S tech
Sampling Organization GF
Identify MP North side

Depth to 25 / 40 of screen
(below MP) top bottom
Pump Intake at (ft. below MP) 32
Purging Device; (pump type) Geosub 2
Total Volume Purged 18000

Clock Time 24 HR	Water Depth below MP ft	Pump Dial[1]	Purge Rate ml/min	Cum. Volume Purged liters	Temp. °C	Spec. Cond.[2] µS/cm	pH	ORP[3] mv	DO mg/L	Turbidity NTU	Comments
1315	26.53	—	400	0	27.82	.059	3.63	384	3.37	0.0	
1320	26.64	—	400	2000	26.59	.052	3.71	381	3.58	0.0	
1325	26.64	—	400	4000	26.21	.051	3.66	386	3.23	0.0	
1330	26.64	—	400	6000	25.88	.050	3.60	394	3.24	0.0	
1335	26.64	—	400	8000	26.00	.067	3.36	401	3.12	0.0	
1340	26.64	—	400	10000	26.13	.115	2.81	420	3.09	0.0	
1345	26.64	—	400	12000	26.08	.133	2.84	416	3.06	0.0	
1350	26.64	—	400	14000	26.06	.143	2.82	413	3.05	0.0	
1355	26.64	—	400	16000	26.11	.140	2.72	409	3.02	0.0	
1400	26.64	—	400	18000	26.14	.142	2.71	406	2.99	0.0	
Stabilization Criteria					3%	3%	±0.1	±10 mv	10%	10%	

1. Pump dial setting (for example: hertz, cycles/min, etc).
2. µSiemens per cm(same as µmhos/cm)at 25°C.
3. Oxidation reduction potential (ORP)

PID Reading 0 PPM Sample @ 1405

Hach Field Test Kit Results					
Nitrate (NO_3^-)	5mg/L	Soluble Iron (Fe^{2+})	<0.5 mg/L	Sulfate (SO_4^{2-})	—

WELL PURGING-FIELD WATER QUALITY MEASUREMENTS FORM

Location (Site/Facility Name) Shore Health Chester River Hospital
Well Number MW-24 Date 8/22/22
Field Personnel M.S. Sos Tech
Sampling Organization CGF
Identify MP N. Side Casing

Depth to 25 / 40 of screen (below MP) top bottom 41
Pump Intake at (ft. below MP) 32
Purging Device; (pump type) Monsoon pump
Total Volume Purged 10,000 ml

Clock Time 24 HR	Water Depth below MP ft	Pump Dial[1]	Purge Rate ml/min	Cum. Volume Purged liters	Temp. °C	Spec. Cond.[2] µS/cm	pH	ORP[3] mv	DO mg/L	Turbidity NTU	Comments
1000	26.53	/	400	0	20.36	.253	3.96	347	7.57	0.0	
1005	26.57	/	400	2000	19.60	.195	3.74	359	5.33	0.0	
1010	26.58	/	400	4000	19.55	.194	3.74	361	4.88	0.0	
1015	26.58	/	400	6000	19.04	.194	3.74	359	4.82	0.0	
1020	26.58	/	400	8000	19.35	.195	3.73	354	4.56	0.0	
1025	26.58	/	400	10000	19.45	.195	3.74	353	4.50	0.0	
Stabilization Criteria					3%	3%	±0.1	±10 mv	10%	10%	

1. Pump dial setting (for example: hertz, cycles/min, etc).
2. µSiemens per cm(same as µmhos/cm)at 25°C.
3. Oxidation reduction potential (ORP)

PID Reading 0 ppm Sample @ 1030

Hach Field Test Kit Results

Nitrate (NO_3^-)	6 mg/L	Soluble Iron (Fe^{2+})	<0.5 mg/L	Sulfate (SO_4^{2-})	

WELL PURGING-FIELD WATER QUALITY MEASUREMENTS FORM

Location (Site/Facility Name) Shore Health Chester River Hospital
Well Number MW-25 Date 8-22-22
Field Personnel D. Seaman
Sampling Organization GF
Identify MP North Side

Depth to 25 / 40 of screen
(below MP) top bottom
Pump Intake at (ft. below MP) 32'
Purging Device; (pump type) Geotech-2
Total Volume Purged 7,500 mL

Clock Time 24 HR	Water Depth below MP ft	Pump Dial[1]	Purge Rate ml/min	Cum. Volume Purged liters	Temp. "C	Spec. Cond.[2] µS/cm	pH	ORP[3] mv	DO mg/L	Turbidity NTU	Comments
1310	26.21		300	0	27.82	.377	4.52	351	5.46	3.9	
1315	26.28			1500	26.48	.384	4.47	382	4.99	2.4	
1320	26.28			3000	27.25	.387	4.53	383	4.77	1.2	
1325	26.26			4500	26.77	.383	4.53	383	4.53	0.4	
1330	26.26			6000	26.87	.382	4.48	385	4.52	0.2	
1335	26.26			7500	26.93	.380	4.49	384	4.50	0.2	
Stabilization Criteria					3%	3%	±0.1	±10 mv	10%	10%	

1. Pump dial setting (for example: hertz, cycles/min, etc).
2. µSiemens per cm(same as µmhos/cm)at 25°C.
3. Oxidation reduction potential (ORP)

Ambient Air OPPM

Sample Time 1340

Hach Field Test Kit Results					
Nitrate (NO_3^-)	5mg/L	Soluble Iron (Fe^{2+})	<0.5 mg/L	Sulfate (SO_4^{2-})	—

WELL PURGING-FIELD WATER QUALITY MEASUREMENTS FORM

Location (Site/Facility Name) Shore Health Chester River Hospital
Well Number MW-28 Date 8-22-22
Field Personnel D. Seaman
Sampling Organization GF
Identify MP North Side

Depth to 24 / 39 of screen
(below MP) top bottom
Pump Intake at (ft. below MP) 31'
Purging Device; (pump type) Geosub 2
Total Volume Purged

Clock Time 24 HR	Water Depth below MP ft	Pump Dial[1]	Purge Rate ml/min	Cum. Volume Purged liters	Temp. °C	Spec. Cond.[2] µS/cm	pH	ORP[3] mv	DO mg/L	Turbidity NTU	Comments
1055	26.15		400	0	20.46	.199	4.40	336	5.81	0.0	
1100	26.21			2000	19.33	.206	4.33	358	5.30	0.0	
1105	26.21			4000	19.40	.203	4.38	366	5.06	0.0	
1110	26.21			6000	19.39	.199	4.42	367	5.05	0.0	
1115	26.21			8000	19.40	.199	4.42	367	4.96	0.0	
1120	26.21			10000	19.42	.199	4.42	368	4.91	0.0	
Stabilization Criteria					3%	3%	±0.1	±10 mv	10%	10%	

1. Pump dial setting (for example: hertz, cycles/min, etc).
2. µSiemens per cm(same as µmhos/cm)at 25°C.
3. Oxidation reduction potential (ORP)

Ambient AIR
(0PPM)

Sample TIME 1125

Hach Field Test Kit Results					
Nitrate (NO_3^-)	3mg/L	Soluble Iron (Fe^{2+})	<0.5mg/L	Sulfate (SO_4^{2-})	

WELL PURGING-FIELD WATER QUALITY MEASUREMENTS FORM

Location (Site/Facility Name) Shore Health Chester River Hospital
Well Number MW-29 Date 8/22/22
Field Personnel R. Edwards sts tech
Sampling Organization GF
Identify MP North side well casing

Depth to 24 / 39 of screen (below MP) top bottom 4"
Pump Intake at (ft. below MP) 31
Purging Device; (pump type) ~~MonSoon Pump~~ Geosub 2
Total Volume Purged 4000 mL

Clock Time 24 HR	Water Depth below MP ft	Pump Dial[1]	Purge Rate ml/min	Cum. Volume Purged liters	Temp. °C	Spec. Cond.[2] µS/cm	pH	ORP[3] mv	DO mg/L	Turbidity NTU	Comments
0953	26.10	—	300	0	18.12	.272	4.75	308	4.61	0.0	
0958	26.19	—	300	1500	17.44	.255	4.75	276	4.42	0.0	
1003	26.19	—	300	3000	17.02	.242	4.66	305	4.40	0.0	
1008	26.20	—	300	4500	16.89	.248	4.52	324	4.36	0.0	
1013	26.20	—	300	6000	16.90	.244	4.46	318	4.36	0.0	
1018	26.20	—	300	7500	16.98	.242	4.45	321	4.36	0.0	
1023	26.20	—	300	9000	17.02	.236	4.49	318	4.32	0.0	
		—									
Stabilization Criteria					3%	3%	±0.1	±10 mv	10%	10%	

1. Pump dial setting (for example: hertz, cycles/min, etc).
2. µSiemens per cm(same as µmhos/cm)at 25°C.
3. Oxidation reduction potential (ORP).

PID Reading = 0 PPM Sample @ 1028

Hach Field Test Kit Results					
Nitrate (NO_3^-)	5 mg/L	Soluble Iron (Fe^{2+})	<0.5 mg/L	Sulfate (SO_4^{2-})	—

WELL PURGING-FIELD WATER QUALITY MEASUREMENTS FORM

Location (Site/Facility Name) Shore Health Chester River Hospital
Well Number MW-31B Date 8/24/22
Field Personnel TD S+S Tech
Sampling Organization Grannett Fleming
Identify MP North Side Toe

Depth to 29 / 54 of screen
(below MP) top bottom
Pump Intake at (ft. below MP) 45
Purging Device; (pump type) geotech
Total Volume Purged 10.5 Liters

Clock Time 24 HR	Water Depth below MP ft	Pump Dial[1]	Purge Rate ml/min	Cum. Volume Purged liters	Temp. °C	Spec. Cond.[2] µS/cm	pH	ORP[3] mv	DO mg/L	Tur-bidity NTU	Comments
1013	35.73	–	300mL	0	23.56	0.446	4.81	344	4.16	1000	
1018	35.84	–	300mL	1500	18.95	0.450	4.76	354	4.01	594	
1023	35.84	–	300mL	3000	19.08	0.455	4.70	362	3.65	210	
1028	35.84	–	300mL	4500	18.95	0.453	4.71	363	3.62	130	
1033	35.84	–	300mL	6000	18.83	0.452	4.72	365	3.53	68.1	
1038	35.82	–	300mL	7500	18.91	0.452	4.71	366	3.55	36.1	
1043	35.82	–	300mL	9000	18.85	0.451	4.72	368	3.56	31.1	
1048	35.82	–	300mL	10,500	18.80	0.452	4.72	368	3.58	29.9	
Stabilization Criteria					3%	3%	±0.1	±10 mv	10%	10%	

1. Pump dial setting (for example: hertz, cycles/min, etc).
2. µSiemens per cm(same as µmhos/cm)at 25°C.
3. Oxidation reduction potential (ORP)

Sample @ 1052

Hach Field Test Kit Results

Nitrate (NO_3^-)	5 mg/L	Soluble Iron (Fe^{2+})	<0.5 mg/L	Sulfate (SO_4^{2-})	—

WELL PURGING-FIELD WATER QUALITY MEASUREMENTS FORM

Location (Site/Facility Name) Shore Health Chester River Hospital
Well Number MW-32 Date 8/24/22
Field Personnel JD - S+S Tech
Sampling Organization Gannett Fleming
Identify MP North Side TOC

Depth to 32 / 47 of screen
(below MP) top bottom
Pump Intake at (ft. below MP) 42
Purging Device; (pump type) geotech
Total Volume Purged 7.5 liters

4 inch

Clock Time 24 HR	Water Depth below MP ft	Pump Dial[1]	Purge Rate ml/min	Cum. Volume Purged liters	Temp. °C	Spec. Cond.[2] µS/cm	pH	ORP[3] mv	DO mg/L	Turbidity NTU	Comments
0830	35.95	–	300mL	0	19.68	0.347	4.82	341	4.38	9.9	
0835	36.05	–	300mL	1500	18.69	0.354	4.81	337	4.21	0.0	
0840	36.05	–	300mL	3000	18.27	0.356	4.81	338	3.98	0.0	
0845	36.05	–	300mL	4500	18.33	0.352	4.81	341	3.96	0.0	
0850	36.05	–	300mL	6000	18.33	0.350	4.82	344	4.06	0.0	
0855	36.05	–	300mL	7500	18.35	0.348	4.81	348	4.02	0.0	
Stabilization Criteria					3%	3%	±0.1	±10 mv	10%	10%	

1. Pump dial setting (for example: hertz, cycles/min, etc).
2. µSiemens per cm(same as µmhos/cm)at 25°C.
3. Oxidation reduction potential (ORP)

Sample @ 0900

Hach Field Test Kit Results					
Nitrate (NO_3^-)	8 mg/L	Soluble Iron (Fe^{2+})	<0.5 mg/L	Sulfate (SO_4^{2-})	———

WELL PURGING-FIELD WATER QUALITY MEASUREMENTS FORM

Location (Site/Facility Name) Shore Health Chester River Hospital
Well Number MW-33 Date 8-23-22
Field Personnel D. Seaman
Sampling Organization GF
Identify MP North Side

Depth to 26 / 41 of screen
(below MP) top bottom
Pump Intake at (ft. below MP) 32
Purging Device; (pump type) GeoSub 2
Total Volume Purged 12,000 mL

Clock Time 24 HR	Water Depth below MP ft	Pump Dial[1]	Purge Rate ml/min	Cum. Volume Purged liters	Temp. °C	Spec. Cond.[2] µS/cm	pH	ORP[3] mv	DO mg/L	Turbidity NTU	Comments
0855	26.03		400	0	19.65	.155	5.09	309	8.62	0.2	
0900	26.10			2000	18.06	.139	4.35	356	7.99	0.0	
0905	26.10			4000	17.83	.136	4.45	360	7.23	0.0	
0910	26.10			6000	17.69	.136	4.23	380	6.94	0.0	
0915	26.10			8000	17.72	.136	4.34	377	6.78	0.0	
0920	26.10			10000	17.75	.135	4.32	380	6.70	0.0	
0925	26.10			12000	17.80	.134	4.31	381	6.69	0.0	
Stabilization Criteria					3%	3%	±0.1	±10 mv	10%	10%	

1. Pump dial setting (for example: hertz, cycles/min, etc).
2. µSiemens per cm(same as µmhos/cm)at 25°C.
3. Oxidation reduction potential (ORP)

Ambient Air OPPM Sample Time 0930

Hach Field Test Kit Results

Nitrate (NO_3^-)	2mg/L	Soluble Iron (Fe^{2+})	<0.5 mg/L	Sulfate (SO_4^{2-})	—

WELL PURGING-FIELD WATER QUALITY MEASUREMENTS FORM

Location (Site/Facility Name) Shore Health Chester River Hospital
Well Number MW-34 Date 8-23-22
Field Personnel D. Seaman
Sampling Organization GF
Identify MP North Side

Depth to 26 / 41 of screen
(below MP) top bottom
Pump Intake at (ft. below MP) 32'
Purging Device; (pump type) Geosub-2
Total Volume Purged 10,000 ml

Clock Time 24 HR	Water Depth below MP ft	Pump Dial[1]	Purge Rate ml/min	Cum. Volume Purged liters	Temp. °C	Spec. Cond.[2] µS/cm	pH	ORP[3] mv	DO mg/L	Turbidity NTU	Comments
0815	26.20		400	0	19.50	.506	4.29	352	6.92	0.0	
0820	26.26		↓	2000	19.45	.504	4.44	356	6.45	0.0	
0825	26.26			4000	19.27	.508	4.34	370	6.20	0.0	
0830	26.26			6000	19.27	.506	4.37	377	5.91	0.0	
0835	26.26			8000	19.30	.503	4.35	383	5.84	0.0	
0840	26.26		↓	10,000	19.35	.501	4.33	387	5.80	0.0	
Stabilization Criteria					3%	3%	±0.1	±10 mv	10%	10%	

1. Pump dial setting (for example: hertz, cycles/min, etc).
2. µSiemens per cm(same as µmhos/cm)at 25°C.
3. Oxidation reduction potential (ORP)

Ambient Air 0PPM

Sample TIME 0845

Hach Field Test Kit Results					
Nitrate (NO_3^-)	2mg/L	Soluble Iron (Fe^{2+})	<0.5mg/L	Sulfate (SO_4^{2-})	—

WELL PURGING-FIELD WATER QUALITY MEASUREMENTS FORM

Location (Site/Facility Name) Shore Health Chester River Hospital
Well Number MW-35 Date 8-23-22
Field Personnel D. Seaman
Sampling Organization GF
Identify MP North Side

Depth to 28 / 43 of screen
(below MP) top bottom
Pump Intake at (ft. below MP) 35
Purging Device; (pump type) GeoSub
Total Volume Purged 10,000 mL

Clock Time 24 HR	Water Depth below MP ft	Pump Dial[1]	Purge Rate ml/min	Cum. Volume Purged liters	Temp. °C	Spec. Cond.[2] µS/cm	pH	ORP[3] mv	DO mg/L	Turbidity NTU	Comments
0950	27.85		400	0	19.75	.229	4.18	374	6.34	0.0	
0955	27.91		↓	2000	18.58	.238	4.28	382	6.08	0.0	
1000	27.91			4000	18.64	.241	4.35	382	5.85	0.0	
1005	27.91			6000	18.65	.242	4.37	381	5.79	0.0	
1010	27.91			8000	18.70	.240	4.40	379	5.74	0.0	
1015	27.91			10,000	18.74	.239	4.41	379	5.71	0.0	
Stabilization Criteria					3%	3%	±0.1	±10 mv	10%	10%	

1. Pump dial setting (for example: hertz, cycles/min, etc).
2. µSiemens per cm(same as µmhos/cm)at 25°C.
3. Oxidation reduction potential (ORP)

Ambient Air 0 PPM Sample TIME 1020

Hach Field Test Kit Results

Nitrate (NO_3^-)	4mg/L	Soluble Iron (Fe^{2+})	< 0.5 mg/L	Sulfate (SO_4^{2-})	—

WELL PURGING-FIELD WATER QUALITY MEASUREMENTS FORM

Location (Site/Facility Name) Shore Health Chester River Hospital
Well Number MW-37 Date 8/23/22
Field Personnel TD S+S Tech
Sampling Organization Gannett Fleming
Identify MP North side TOC

Depth to 11 / 70 of screen
(below MP) top bottom
Pump Intake at (ft. below MP) 46
Purging Device; (pump type) Geotech
Total Volume Purged 10.5 Liters

4 inch

Clock Time 24 HR	Water Depth below MP ft	Pump Dial[1]	Purge Rate ml/min	Cum. Volume Purged liters	Temp. °C	Spec. Cond.[2] µS/cm	pH	ORP[3] mv	DO mg/L	Turbidity NTU	Comments
1212	38.37	–	300mL	0	23.15	0.470	6.62	-60	0.36	64.1	
1217	38.55	–	300mL	1500	21.29	0.461	6.85	-87	0.00	41.9	
1222	38.55	–	300mL	3000	21.34	0.467	6.92	-102	365	37.4	
1227	38.55	–	300mL	4500	21.26	0.474	6.97	-108	2.91	35.6	
1232	38.55	–	300mL	6000	21.18	0.483	7.03	-111	3.01	33.8	
1237	38.55	–	300mL	7500	20.98	0.496	7.00	-112	1.82	31.5	
1242	38.55	–	300mL	9000	21.02	0.500	6.99	-113	1.63	30.3	
1247	38.55	–	300mL	10,500	21.04	0.	6.98	-111	1.71	30.8	
Stabilization Criteria					3%	3%	±0.1	±10 mv	10%	10%	

1. Pump dial setting (for example: hertz, cycles/min, etc).
2. µSiemens per cm(same as µmhos/cm)at 25°C.
3. Oxidation reduction potential (ORP)

Sample ⊗ 1253

Hach Field Test Kit Results

Nitrate (NO_3^-)	< 2 mg/L	Soluble Iron (Fe^{2+})	3.5 mg/L	Sulfate (SO_4^{2-})	—

WELL PURGING-FIELD WATER QUALITY MEASUREMENTS FORM

Location (Site/Facility Name) Shore Health Chester River Hospital
Well Number MW-40 Date 8-24-22
Field Personnel D. Seaman
Sampling Organization GF
Identify MP North Side

Depth to 30 / 55 of screen
(below MP) top bottom
Pump Intake at (ft. below MP) 47
Purging Device; (pump type) Geosub 2
Total Volume Purged 9,000 mL

Clock Time 24 HR	Water Depth below MP ft	Pump Dial[1]	Purge Rate ml/min	Cum. Volume Purged liters	Temp. °C	Spec. Cond.[2] µS/cm	pH	ORP[3] mv	DO mg/L	Tur-bidity NTU	Comments
1455	37.20		300	0	24.80	.217	4.49	349	5.57	8.0	
1500	37.30		↓	1500	24.20	.220	4.53	363	5.24	2.7	
1505	37.30			3000	23.01	.223	4.52	363	5.28	3.2	
1510	37.30			4500	21.56	.229	4.51	374	5.11	0.0	
1515	37.30			6000	21.45	.230	4.54	368	5.09	0.0	
1520	37.30			7500	21.48	.231	4.56	371	5.05	0.0	
1525	37.30		✓	9000	21.51	.231	4.57	373	5.03	0.0	
Stabilization Criteria					3%	3%	±0.1	±10 mv	10%	10%	

1. Pump dial setting (for example: hertz, cycles/min, etc).
2. µSiemens per cm(same as µmhos/cm)at 25°C.
3. Oxidation reduction potential (ORP)

Ambient Air 0 PPM Sample Time 1530

Hach Field Test Kit Results					
Nitrate (NO_3^-)	4 mg/L	Soluble Iron (Fe^{2+})	<0.5 mg/L	Sulfate (SO_4^{2-})	—

WELL PURGING-FIELD WATER QUALITY MEASUREMENTS FORM

Location (Site/Facility Name) Shore Health Chester River Hospital
Well Number MW-41 Date 8-25-22
Field Personnel Dave Seaman
Sampling Organization GF
Identify MP North Side

Depth to 30 / 55 of screen
(below MP) top bottom
Pump Intake at (ft. below MP) 44
Purging Device; (pump type) GeoSub 2
Total Volume Purged 10,500 ml

Clock Time 24 HR	Water Depth below MP ft	Pump Dial[1]	Purge Rate ml/min	Cum. Volume Purged liters	Temp. °C	Spec. Cond.[2] µS/cm	pH	ORP[3] mv	DO mg/L	Turbidity NTU	Comments
0840	31.92		300	0	19.85	.122	5.44	174	0.78	15.5	
0845	32.10			1500	19.93	.124	5.21	187	0.21	20.6	
0850	32.10			3000	19.97	.125	4.94	196	0.09	23.1	
0855	32.10			4500	20.20	.135	4.98	178	0.00	9.1	
0900	32.10			6000	20.38	.148	5.02	157	0.0	3.9	
0905	32.10			7500	20.46	.158	5.07	138	0.0	1.7	
0910	32.10			9000	20.61	.165	5.09	136	0.0	0.0	
0915	32.10			10500	20.56	.167	5.11	136	0.0	0.0	
Stabilization Criteria					3%	3%	±0.1	±10 mv	10%	10%	

1. Pump dial setting (for example: hertz, cycles/min, etc).
2. µSiemens per cm(same as µmhos/cm)at 25°C.
3. Oxidation reduction potential (ORP)

Collected Nitrite Sample

Ambient Air 0 PPM

Sample Time 0920

Hach Field Test Kit Results					
Nitrate (NO_3^-)	<2 mg/L	Soluble Iron (Fe^{2+})	4 mg/L	Sulfate (SO_4^{2-})	—

WELL PURGING-FIELD WATER QUALITY MEASUREMENTS FORM

Location (Site/Facility Name) Shore Health Chester River Hospital
Well Number MW-42 Date 8-24-22
Field Personnel D. Seaman
Sampling Organization GF
Identify MP North Side

Depth to 30 / 50 of screen
(below MP) top bottom
Pump Intake at (ft. below MP) 42
Purging Device; (pump type) Geo5-3
Total Volume Purged 9,000 mL

Clock Time 24 HR	Water Depth below MP ft	Pump Dial[1]	Purge Rate ml/min	Cum. Volume Purged liters	Temp. °C	Spec. Cond.[2] µS/cm	pH	ORP[3] mv	DO mg/L	Turbidity NTU	Comments
0815	35.46		300	0	24.24	.276	5.09	134	2.71	0.0	
0820	35.65			1500	22.51	.269	5.00	176	2.02	0.0	
0825	35.65			3000	21.75	.276	4.87	240	2.37	0.0	
0830	35.65			4500	21.87	.275	4.87	260	2.61	0.0	
0835	35.65			6000	22.08	.274	4.89	279	2.91	0.0	
0840	35.65			7500	22.29	.272	4.90	284	2.94	0.0	
0845	35.65			9000	22.32	.271	4.91	286	2.94	0.0	

Stabilization Criteria 3% 3% ±0.1 ±10 mv 10% 10%

1. Pump dial setting (for example: hertz, cycles/min, etc).
2. µSiemens per cm(same as µmhos/cm)at 25°C.
3. Oxidation reduction potential (ORP)

Ambient Air 0 PPM Sample TIME 0850

Hach Field Test Kit Results					
Nitrate (NO_3^-)	7mg/L	Soluble Iron (Fe^{2+})	<0.5mg/L	Sulfate (SO_4^{2-})	—

WELL PURGING-FIELD WATER QUALITY MEASUREMENTS FORM

Location (Site/Facility Name) Shore Health Chester River Hospital
Well Number MW-43 Date 8-24-22
Field Personnel D. Seaman
Sampling Organization GF
Identify MP North Side

Depth to 30 / 50 of screen
(below MP) top bottom
Pump Intake at (ft. below MP) 44'
Purging Device; (pump type) Grosub-2
Total Volume Purged 9000 mL

Clock Time 24 HR	Water Depth below MP ft	Pump Dial[1]	Purge Rate ml/min	Cum. Volume Purged liters	Temp. °C	Spec. Cond.[2] µS/cm	pH	ORP[3] mv	DO mg/L	Tur-bidity NTU	Comments
1100	36.42		300	0	23.88	.259	4.70	311	2.15	33.8	
1105	37.33			1500	21.72	.268	4.72	305	0.69	16.6	
1110	37.33			3000	21.15	.272	4.79	300	0.27	12.2	
1115	37.33			4500	20.89	.275	4.87	297	0.10	21.4	
1120	37.33			6000	20.68	.276	4.92	288	0.05	9.4	
1125	37.33			7500	20.60	.275	4.95	289	0.00	0.0	
1130	37.33			9000	20.58	.275	4.96	291	0.00	0.0	
Stabilization Criteria					3%	3%	±0.1	±10 mv	10%	10%	

1. Pump dial setting (for example: hertz, cycles/min, etc).
2. µSiemens per cm(same as µmhos/cm)at 25°C.
3. Oxidation reduction potential (ORP)

Ambient Air 0PPM

Sample TIME 1135

Hach Field Test Kit Results					
Nitrate (NO_3^-)	2mg/L	Soluble Iron (Fe^{2+})	0.5mg/L	Sulfate (SO_4^{2-})	—

WELL PURGING-FIELD WATER QUALITY MEASUREMENTS FORM

Location (Site/Facility Name) Shore Health Chester River Hospital
Well Number MW-44 Date 8/24/22
Field Personnel TD S+S Tech
Sampling Organization Gannett Fleming
Identify MP North Side TOC

Depth to 30 / 50 of screen
(below MP) top bottom
Pump Intake at (ft. below MP) 44
Purging Device; (pump type) Geotech
Total Volume Purged 9 Liters

Clock Time 24 HR	Water Depth below MP ft	Pump Dial[1]	Purge Rate ml/min	Cum. Volume Purged liters	Temp. °C	Spec. Cond.[2] µS/cm	pH	ORP[3] mv	DO mg/L	Turbidity NTU	Comments
0915	35.74	-	300mL	0	20.39	0.373	4.63	343	3.93	116	
0920	35.95	-	300mL	1500	18.09	0.406	4.81	363	3.57	137	
0925	35.95	-	300mL	3000	18.01	0.411	4.83	363	3.41	21.8	
0930	35.95	-	300mL	4500	17.95	0.426	4.84	362	3.29	0.0	
0935	35.95	-	300mL	6000	17.91	0.428	4.86	362	3.31	0.0	
0940	35.95	-	300mL	7500	17.86	0.430	4.86	363	3.30	0.0	
0945	35.95	-	300mL	9000	17.96	0.428	4.86	358	3.31	0.0	
Stabilization Criteria					3%	3%	±0.1	±10 mv	10%	10%	

1. Pump dial setting (for example: hertz, cycles/min, etc).
2. µSiemens per cm(same as µmhos/cm)at 25°C.
3. Oxidation reduction potential (ORP)

Sample at 0950

Hach Field Test Kit Results					
Nitrate (NO_3^-)	9 mg/L	Soluble Iron (Fe^{2+})	<0.5 mg/L	Sulfate (SO_4^{2-})	—

WELL PURGING-FIELD WATER QUALITY MEASUREMENTS FORM

Location (Site/Facility Name) Shore Health Chester River Hospital
Well Number MW-45 Date 8/24/22
Field Personnel TD - S+S Tech
Sampling Organization Gannett Fleming
Identify MP North Side TOC

Depth to 25 / 45 of screen
(below MP) top bottom
Pump Intake at (ft. below MP) 37'
Purging Device; (pump type) geotech
Total Volume Purged 9 Liters

Clock Time 24 HR	Water Depth below MP ft	Pump Dial[1]	Purge Rate ml/min	Cum. Volume Purged liters	Temp. °C	Spec. Cond.[2] µS/cm	pH	ORP[3] mv	DO mg/L	Turbidity NTU	Comments
1300	29.74	-	300mL	0	18.73	0.343	5.07	227	1.73	42.1	
1305	29.98	-	300mL	1500	18.36	0.343	4.97	232	1.31	16.1	
1310	29.98	-	300mL	3000	17.83	0.363	4.85	271	4.83	0.0	
1315	29.97	-	300mL	4500	18.02	0.371	4.86	290	5.70	0.8	
1320	29.97	-	300mL	6000	17.91	0.381	4.84	298	5.09	0.0	
1325	29.97	-	300mL	7500	17.85	0.380	486	298	5.41	0.0	
1330	29.97	-	300mL	9000	17.81	0.380	4.88	294	5.47	0.0	
Stabilization Criteria					3%	3%	±0.1	±10 mv	10%	10%	

1. Pump dial setting (for example: hertz, cycles/min, etc).
2. µSiemens per cm(same as µmhos/cm)at 25°C.
3. Oxidation reduction potential (ORP)

Sample @ 1335

Hach Field Test Kit Results

Nitrate (NO_3^-)	1 mg/L	Soluble Iron (Fe^{2+})	<0.5 mg/L	Sulfate (SO_4^{2-})	—

WELL PURGING-FIELD WATER QUALITY MEASUREMENTS FORM

Location (Site/Facility Name) Shore Health Chester River Hospital
Well Number MW-46 Date 8/24/22
Field Personnel TD S+S Tech
Sampling Organization Gannett Fleming
Identify MP North Side TOC

Depth to 28 / 48 of screen
(below MP) top bottom
Pump Intake at (ft. below MP) 39
Purging Device; (pump type) geotech
Total Volume Purged 9 Liters

Clock Time 24 HR	Water Depth below MP ft	Pump Dial[1]	Purge Rate ml/min	Cum. Volume Purged liters	Temp. °C	Spec. Cond.[2] µS/cm	pH	ORP[3] mv	DO mg/L	Turbidity NTU	Comments
1430	29.98	-	300mL	0	21.51	0.457	6.03	-1	1.33	21.4	
1435	30.22	-	300mL	1500	18.80	0.630	6.63	-126	0.83	0.0	
1440	30.21	-	300mL	3000	19.02	0.644	6.82	-129	0.99	0.0	
1445	30.21	-	300mL	4500	18.77	0.655	6.68	-128	0.77	0.0	
1450	30.21	-	300mL	6000	19.03	0.654	6.68	-128	0.73	0.0	
1455	30.21	-	300mL	7500	18.83	0.665	6.67	-128	0.65	0.0	
1500	30.21	-	300mL	9000	18.85	0.668	6.69	-126	0.66	0.0	
Stabilization Criteria					3%	3%	±0.1	±10 mv	10%	10%	

1. Pump dial setting (for example: hertz, cycles/min, etc).
2. µSiemens per cm(same as µmhos/cm)at 25°C.
3. Oxidation reduction potential (ORP)

Sample @ 1505

Hach Field Test Kit Results

Nitrate (NO_3^-)	<2 mg/L	Soluble Iron (Fe^{2+})	4.25 mg/L	Sulfate (SO_4^{2-})	—

WELL PURGING-FIELD WATER QUALITY MEASUREMENTS FORM

Location (Site/Facility Name) Shore Health Chester River Hospital
Well Number MW-47 Date 8/25/22
Field Personnel TD SES Tech
Sampling Organization Gannett Fleming
Identify MP North Side TOC

Depth to 30 / 56 of screen
(below MP) top bottom
Pump Intake at (ft. below MP) 40
Purging Device; (pump type) geotech
Total Volume Purged 9 Liters

Clock Time 24 HR	Water Depth below MP ft	Pump Dial[1]	Purge Rate ml/min	Cum. Volume Purged liters	Temp. °C	Spec. Cond.[2] µS/cm	pH	ORP[3] mv	DO mg/L	Turbidity NTU	Comments
0925	29.82	-	300mL	0	18.65	0.936	6.03	5	0.00	49.5	
0930	29.95	-	300mL	1500	17.55	0.754	6.07	-6	4.42	4.3	
0935	29.95	-	300mL	3000	17.30	0.748	6.10	-11	0.00	3.9	
0940	29.95	-	300mL	4500	17.33	0.719	6.03	-11	4.35	0.0	
0945	29.95	-	300mL	6000	17.35	0.699	6.08	-15	0.00	0.0	
0950	29.95	-	300mL	7500	17.25	0.701	6.08	-15	0.00	0.0	
0955	29.95	-	300mL	9000	17.16	0.700	6.09	-18	0.00	0.0	
Stabilization Criteria					3%	3%	±0.1	±10 mv	10%	10%	

1. Pump dial setting (for example: hertz, cycles/min, etc).
2. µSiemens per cm(same as µmhos/cm)at 25°C.
3. Oxidation reduction potential (ORP)

Sample @ 1000

Hach Field Test Kit Results					
Nitrate (NO_3^-)	<2 mg/L	Soluble Iron (Fe^{2+})	6.5 mg/L	Sulfate (SO_4^{2-})	←

WELL PURGING-FIELD WATER QUALITY MEASUREMENTS FORM

Location (Site/Facility Name) Shore Health Chester River Hospital
Well Number MW-48 Date 8-22-22
Field Personnel D. Seaman
Sampling Organization GF
Identify MP North Side

Depth to 25 / 55 of screen
(below MP) top bottom
Pump Intake at (ft. below MP) 40
Purging Device; (pump type) Geosub
Total Volume Purged 9,000 mL

2"

Clock Time 24 HR	Water Depth below MP ft	Pump Dial[1]	Purge Rate ml/min	Cum. Volume Purged liters	Temp. °C	Spec. Cond.[2] µS/cm	pH	ORP[3] mv	DO mg/L	Tur-bidity NTU	Comments
1440	25.81		300	0	21.50	.156	4.48	372	5.87	417	
1445	25.85			1500	20.30	.158	4.57	373	5.17	307	
1450	25.85			3000	20.87	.156	4.64	369	4.88	288	
1455	25.85			4500	21.37	.157	4.66	368	4.72	259	
1500	25.85			6000	21.03	.157	4.64	367	4.68	251	
1505	25.85			7500	20.39	.160	4.61	366	4.63	248	
1510	25.85			9000	20.46	.158	4.66	362	4.59	247	
Stabilization Criteria					3%	3%	±0.1	±10 mv	10%	10%	

1. Pump dial setting (for example: hertz, cycles/min, etc).
2. µSiemens per cm(same as µmhos/cm)at 25°C.
3. Oxidation reduction potential (ORP)

(Ambient Air 0ppm)

Sample TIME 1515

Hach Field Test Kit Results					
Nitrate (NO_3^-)	5mg/L	Soluble Iron (Fe^{2+})	<0.5mg/L	Sulfate (SO_4^{2-})	—

WELL PURGING-FIELD WATER QUALITY MEASUREMENTS FORM

Location (Site/Facility Name) Shore Health Chester River Hospital
Well Number MW-49 Date 8/22/22
Field Personnel M.S. S&S Tech
Sampling Organization GF
Identify MP N. Side Casing

Depth to 20 / 55 of screen 2"
(below MP) top bottom
Pump Intake at (ft. below MP) 40
Purging Device; (pump type) Monsoon pump
Total Volume Purged 9000ml

Clock Time 24 HR	Water Depth below MP ft	Pump Dial[1]	Purge Rate ml/min	Cum. Volume Purged liters	Temp. °C	Spec. Cond.[2] µS/cm	pH	ORP[3] mv	DO mg/L	Tur-bidity NTU	Comments
1245	25.32	/	300	0	25.29	.156	3.84	335	3.27	638	
1250	25.43	/	300	1500	25.12	.156	3.83	344	3.09	330	
1255	25.43	/	300	3000	24.91	.156	3.84	347	3.11	212	
1300	25.43	/	300	4500	24.86	.157	3.85	351	3.15	137	
1305	25.43	/	300	6000	24.55	.158	3.85	354	3.20	128	
1310	25.44	/	300	7500	24.31	.156	3.86	354	3.17	104	
1315	25.44	/	300	9000	24.25	.159	3.86	357	3.19	95	
Stabilization Criteria					3%	3%	±0.1	±10 mv	10%	10%	

1. Pump dial setting (for example: hertz, cycles/min, etc).
2. µSiemens per cm(same as µmhos/cm)at 25°C.
3. Oxidation reduction potential (ORP)

PID Reading 0ppm Sample @ 1320

Hach Field Test Kit Results					
Nitrate (NO_3^-)	9 mg/L	Soluble Iron (Fe^{2+})	<0.5	Sulfate (SO_4^{2-})	—

WELL PURGING-FIELD WATER QUALITY MEASUREMENTS FORM

Location (Site/Facility Name) Shore Health Chester River Hospital
Well Number MW-50 Date 8/22/22
Field Personnel M. S. S. S. Tech
Sampling Organization GSF
Identify MP N. Side Casing

Depth to 25 / 55 of screen
(below MP) top bottom
Pump Intake at (ft. below MP) 40
Purging Device; (pump type) Monsoon pump
Total Volume Purged

Clock Time 24 HR	Water Depth below MP ft	Pump Dial[1]	Purge Rate ml/min	Cum. Volume Purged liters	Temp. °C	Spec. Cond.[2] µS/cm	pH	ORP[3] mv	DO mg/L	Turbidity NTU	Comments
1200	25.42	/	300	0	28.05	.168	3.97	307	3.70	+1000	
1205	25.47	/	300	1500	24.33	.156	3.30	329	3.32	660	
1210	25.45	/	300	3000	23.48	.156	3.71	338	3.71	410	
1215	25.45	/	300	4500	23.41	.157	3.25	340	3.71	306	
1220	25.45	/	300	6000	23.43	.157	3.72	341	3.72	110	
1225	25.46	/	300	7500	23.48	.157	3.72	341	3.04	108	
1230	25.46	/	300	9000	23.54	.156	3.72	342	3.06	109	
Stabilization Criteria					3%	3%	±0.1	±10 mv	10%	10%	

1. Pump dial setting (for example: hertz, cycles/min, etc).
2. µSiemens per cm(same as µmhos/cm)at 25°C.
3. Oxidation reduction potential (ORP)

PID Reading 0 ppm Sample @ 1235

Hach Field Test Kit Results

Nitrate (NO_3^-)	4 mg/L	Soluble Iron (Fe^{2+})	<0.5 mg/L	Sulfate (SO_4^{2-})	—

WELL PURGING-FIELD WATER QUALITY MEASUREMENTS FORM

Location (Site/Facility Name) Shore Health Chester River Hospital
Well Number MW-51 Date 8/23/22
Field Personnel TD SJ Tech
Sampling Organization Bennett Fleming
Identify MP North Side TOC

Depth to 39 / 59 of screen
(below MP) top bottom
Pump Intake at (ft. below MP)
Purging Device; (pump type) Geotech
Total Volume Purged 9 Liters

2 inch

Clock Time 24 HR	Water Depth below MP ft	Pump Dial[1]	Purge Rate ml/min	Cum. Volume Purged liters	Temp. °C	Spec. Cond.[2] µS/cm	pH	ORP[3] mv	DO mg/L	Turbidity NTU	Comments
1110	48.45	–	300mL	0	22.95	0.399	5.39	251	5.15	56.1	
1115	48.61	–	300mL	1500	21.40	0.370	5.39	247	4.84	17.0	
1120	48.61	–	300mL	3000	21.43	0.373	5.24	260	4.65	11.3	
1125	48.61	–	300mL	4500	21.38	0.375	5.36	253	4.48	9.0	
1130	48.60	–	300mL	6000	21.55	0.371	5.31	248	5.01	8.9	
1135	48.60	–	300mL	7500	21.56	0.370	5.36	244	5.00	6.8	
1140	48.60	–	300mL	9000	21.57	0.369	5.37	244	4.97	5.9	
Stabilization Criteria					3%	3%	±0.1	±10 mv	10%	10%	

1. Pump dial setting (for example: hertz, cycles/min, etc).
2. µSiemens per cm(same as µmhos/cm)at 25°C.
3. Oxidation reduction potential (ORP)

Sample @ 1145

Hach Field Test Kit Results					
Nitrate (NO_3^-)	9 mg/L	Soluble Iron (Fe^{2+})	0.5 mg/L	Sulfate (SO_4^{2-})	—

WELL PURGING-FIELD WATER QUALITY MEASUREMENTS FORM

Location (Site/Facility Name) Shore Health Chester River Hospital
Well Number MW-52 Date 8-24-22
Field Personnel D. Seaman
Sampling Organization GF
Identify MP North Side

Depth to 30 / 50 of screen
(below MP) top bottom
Pump Intake at (ft. below MP) 43
Purging Device; (pump type) Geo Sub 2
Total Volume Purged 9,000 mL

Clock Time 24 HR	Water Depth below MP ft	Pump Dial[1]	Purge Rate ml/min	Cum. Volume Purged liters	Temp. °C	Spec. Cond.[2] µS/cm	pH	ORP[3] mv	DO mg/L	Tur-bidity NTU	Comments
0915	36.00		300	0	27.53	.184	4.84	294	6.21	0.0	
0920	36.06			1500	23.53	.187	4.43	357	5.84	0.0	
0925	36.06			3000	22.94	.188	4.50	361	5.94	0.0	
0930	36.06			4500	22.51	.188	4.57	369	5.99	0.0	
0935	36.06			6000	21.97	.189	4.67	366	5.87	0.0	
0940	36.06			7500	22.01	.189	4.65	368	5.90	0.0	
0945	36.06			9000	22.04	.189	4.64	369	5.91	0.0	
Stabilization Criteria					3%	3%	±0.1	±10 mv	10%	10%	

1. Pump dial setting (for example: hertz, cycles/min, etc).
2. µSiemens per cm(same as µmhos/cm)at 25°C.
3. Oxidation reduction potential (ORP)

Ambient Air 0 ppm Sample Time 0950

Hach Field Test Kit Results					
Nitrate (NO_3^-)	7mg/L	Soluble Iron (Fe^{2+})	<0.5 mg/L	Sulfate (SO_4^{2-})	———

WELL PURGING-FIELD WATER QUALITY MEASUREMENTS FORM

Location (Site/Facility Name) Shore Health Chester River Hospital
Well Number MW-53 Date 8-24-22
Field Personnel P. Seaman
Sampling Organization GF
Identify MP North Side

Depth to 30 / 50 of screen
(below MP) top bottom
Pump Intake at (ft. below MP) 44'
Purging Device; (pump type) Geosub-2
Total Volume Purged 9,000 mL

Clock Time 24 HR	Water Depth below MP ft	Pump Dial[1]	Purge Rate ml/min	Cum. Volume Purged liters	Temp. °C	Spec. Cond.[2] µS/cm	pH	ORP[3] mv	DO mg/L	Turbidity NTU	Comments
1315	36.55		300	0	24.58	.270	5.65	117	0.43	0.0	
1320	36.87		↓	1500	21.26	.263	5.29	153	0.04	8.9	
1325	36.87			3000	21.27	.260	5.18	178	0.05	4.9	
1330	36.87			4500	21.18	.260	5.09	205	0.20	0.3	
1335	36.87			6000	21.29	.260	5.03	229	0.55	0.0	
1340	36.87			7500	21.24	.261	4.99	235	0.54	0.0	
1345	36.87		↓	9000	21.30	.260	4.99	236	0.56	0.0	
Stabilization Criteria					3%	3%	±0.1	±10 mv	10%	10%	

1. Pump dial setting (for example: hertz, cycles/min, etc).
2. µSiemens per cm(same as µmhos/cm)at 25°C.
3. Oxidation reduction potential (ORP)

Ambient Air 0 ppm Sample TIME 1350

Hach Field Test Kit Results

Nitrate (NO_3^-)	4 mg/L	Soluble Iron (Fe^{2+})	0.75 mg/L	Sulfate (SO_4^{2-})	—

WELL PURGING-FIELD WATER QUALITY MEASUREMENTS FORM

Location (Site/Facility Name) Shore Health Chester River Hospital
Well Number MW-54 Date 8/25/22
Field Personnel TD S+S Tech
Sampling Organization Garnett Fleming
Identify MP North Side TOC

Depth to 27 / 47 of screen
(below MP) top bottom
Pump Intake at (ft. below MP) 40
Purging Device; (pump type) Geotech
Total Volume Purged 9 Liters

Clock Time 24 HR	Water Depth below MP ft	Pump Dial[1]	Purge Rate ml/min	Cum. Volume Purged liters	Temp. °C	Spec. Cond.[2] µS/cm	pH	ORP[3] mv	DO mg/L	Turbidity NTU	Comments
0835	32.18	–	300mL	0	18.17	1.07	6.12	-74	1.14	0.0	
0840	32.45	–	300mL	1500	17.52	1.06	6.22	-87	1.35	0.0	
0845	32.45	–	300mL	3000	17.48	1.03	6.17	-74	1.69	0.0	
0850	32.45	–	300mL	4500	17.71	1.25	6.20	-81	1.25	0.0	
0855	32.45	–	300mL	6000	17.71	1.23	6.22	-83	1.24	0.0	
0900	32.45	–	300mL	7500	17.77	1.25	6.27	-88	1.23	0.0	
0905	32.45	–	300mL	9000	17.77	1.24	6.27	-90	1.22	0.0	
Stabilization Criteria					3%	3%	±0.1	±10 mv	10%	10%	

1. Pump dial setting (for example: hertz, cycles/min, etc).
2. µSiemens per cm(same as µmhos/cm)at 25°C.
3. Oxidation reduction potential (ORP)

Sample @ 0910

Hach Field Test Kit Results					
Nitrate (NO_3^-)	<2mg/L	Soluble Iron (Fe^{2+})	7mg/L	Sulfate (SO_4^{2-})	—

WELL PURGING-FIELD WATER QUALITY MEASUREMENTS FORM

Location (Site/Facility Name) Shore Health Chester River Hospital
Well Number MW-55 Date 8/25/22
Field Personnel TD STS Tech
Sampling Organization Gannett Fleming
Identify MP North Side TOC

Depth to 25 / 45 of screen
(below MP) top bottom
Pump Intake at (ft. below MP) 38'
Purging Device; (pump type) geotech
Total Volume Purged 9 Liters

Clock Time 24 HR	Water Depth below MP ft	Pump Dial[1]	Purge Rate ml/min	Cum. Volume Purged liters	Temp. °C	Spec. Cond.[2] µS/cm	pH	ORP[3] mv	DO mg/L	Turbidity NTU	Comments
0750	31.97	–	300mL	0	18.40	0.411	4.77	297	5.19	0.0	
0755	32.12	–	300mL	1500	17.71	0.402	4.75	335	4.64	0.0	
0800	32.12	–	300mL	3000	17.49	0.403	4.76	353	4.59	0.0	
0805	32.12	–	300mL	4500	17.35	0.404	4.73	360	4.72	0.0	
0810	32.12	–	300mL	6000	17.25	0.403	4.76	358	4.79	0.0	
0815	32.12	–	300mL	7500	17.27	0.402	4.77	359	4.75	0.0	
0820	32.12	–	300mL	9000	17.23	0.401	4.77	358	4.73	0.0	
Stabilization Criteria					3%	3%	±0.1	±10 mv	10%	10%	

1. Pump dial setting (for example: hertz, cycles/min, etc).
2. µSiemens per cm(same as µmhos/cm)at 25°C.
3. Oxidation reduction potential (ORP)

Sample @ 0825

Hach Field Test Kit Results

Nitrate (NO_3^-)	5mg/L	Soluble Iron (Fe^{2+})	<0.5 mg/L	Sulfate (SO_4^{2-})	

WELL PURGING-FIELD WATER QUALITY MEASUREMENTS FORM

Location (Site/Facility Name) Shore Health Chester River Hospital
Well Number MW-56 Date 8-23-22
Field Personnel D. Seaman
Sampling Organization GF
Identify MP North Side

Depth to (below MP) 22 / 42 of screen
top bottom
Pump Intake at (ft. below MP) 32
Purging Device; (pump type) GeoTech 2
Total Volume Purged

Clock Time 24 HR	Water Depth below MP ft	Pump Dial[1]	Purge Rate ml/min	Cum. Volume Purged liters	Temp. °C	Spec. Cond.[2] µS/cm	pH	ORP[3] mv	DO mg/L	Turbidity NTU	Comments
1030	27.59		400	0	21.15	.404	4.35	367	2.39	0.0	
1035	27.69			2000	19.65	.415	4.41	381	0.87	0.0	
1040	27.69			4000	19.24	.418	4.40	388	0.55	0.0	
1045	27.69			6000	19.26	.421	4.37	386	0.35	0.0	
1050	27.69			8000	19.22	.422	4.13	396	0.30	0.0	
1055	27.69			10000	19.20	.424	4.16	393	0.29	0.0	
1100	27.69			12000	19.18	.426	4.17	391	0.29	0.0	
Stabilization Criteria					3%	3%	±0.1	±10 mv	10%	10%	

1. Pump dial setting (for example: hertz, cycles/min, etc).
2. µSiemens per cm(same as µmhos/cm)at 25°C.
3. Oxidation reduction potential (ORP)

0 PPM - Ambient Air

Sample time 1105

Hach Field Test Kit Results

Nitrate (NO_3^-)	3mg/L	Soluble Iron (Fe^{2+})	<0.5mg/L	Sulfate (SO_4^{2-})	

WELL PURGING-FIELD WATER QUALITY MEASUREMENTS FORM

Location (Site/Facility Name) Shore Health Chester River Hospital
Well Number S-1 Date 8/22/22
Field Personnel K. Edwards STS Tech
Sampling Organization
Identify MP North Side

Depth to 23 / 38 of screen (below MP) top bottom
Pump Intake at (ft. below MP) 33
Purging Device; (pump type) Geosub 2
Total Volume Purged

4"

Clock Time 24 HR	Water Depth below MP ft	Pump Dial[1]	Purge Rate ml/min	Cum. Volume Purged liters	Temp. °C	Spec. Cond.[2] µS/cm	pH	ORP[3] mv	DO mg/L	Turbidity NTU	Comments
1210	26.18	–	300	0	19.60	.488	4.71	353	4.42	0.0	
1215	26.29	–	300	1500	16.82	.512	4.66	371	4.40	0.0	
1230	26.29	–	300	3000	17.14	.510	4.68	371	4.48	0.0	
1235	26.25	–	300	4500	17.68	.508	4.68	366	4.19	0.0	
1240	26.25	–	300	6000	17.98	.507	4.68	363	4.10	0.0	
1245	26.25	–	300	7500	18.10	.503	4.69	358	3.82	0.0	
1240	26.25	–	300	9000	18.22	.491	4.73	352	3.72	0.0	
		–									
Stabilization Criteria					3%	3%	±0.1	±10 mv	10%	10%	

1. Pump dial setting (for example: hertz, cycles/min, etc).
2. µSiemens per cm(same as µmhos/cm)at 25°C.
3. Oxidation reduction potential (ORP)

PID Reading 0 ppm Sample @ 1245

Hach Field Test Kit Results

Nitrate (NO_3^-)	5mg/L	Soluble Iron (Fe^{2+})	<0.5	Sulfate (SO_4^{2-})	—

WELL PURGING-FIELD WATER QUALITY MEASUREMENTS FORM

Location (Site Facility Name) Shore Health Chester River Hospital
Well Number S-2 Date 8/22/22
Field Personnel K. Edwards STS tech
Sampling Organization GF
Identify MP North Side

Depth to 23 / 38 of screen (below MP) top bottom
Pump Intake at (ft. below MP) 30
Purging Device; (pump type) Geosub 2
Total Volume Purged 12000 mL

4"

Clock Time 24 HR	Water Depth below MP ft	Pump Dial[1]	Purge Rate ml/min	Cum. Volume Purged liters	Temp. °C	Spec. Cond.[2] µS/cm	pH	ORP[3] mv	DO mg/L	Turbidity NTU	Comments
1100	26.24	–	400	0	18.48	.291	4.85	346	4.75	2.7	
1105	26.34	–	400	2000	16.88	.303	4.78	361	4.44	2.1	
1110	26.34	–	400	4000	16.77	.302	4.77	365	4.38	2.8	
1115	26.34	–	400	6000	16.98	.299	4.79	362	4.26	0.5	
1120	26.34	–	400	8000	17.60	.292	4.81	357	4.32	0.0	
1125	26.34	–	400	10000	17.85	.287	4.82	353	4.09	0.0	
1130	26.34	–	400	12000	18.06	.286	4.82	351	3.90	0.0	
Stabilization Criteria					3%	3%	±0.1	±10 mv	10%	10%	

1. Pump dial setting (for example: hertz, cycles/min, etc).
2. µSiemens per cm(same as µmhos/cm)at 25°C.
3. Oxidation reduction potential (ORP)

PID Reading 0PPm Sample @ 1135

Hach Field Test Kit Results					
Nitrate (NO_3^-)	6mg/L	Soluble Iron (Fe^{2+})	<0.5 mg/L	Sulfate (SO_4^{2-})	

WELL PURGING-FIELD WATER QUALITY MEASUREMENTS FORM

Location (Site/Facility Name) Shore Health Chester River Hospital
Well Number S-3 Date 8-22-22
Field Personnel D. Seaman
Sampling Organization GF
Identify MP North Side

Depth to 23 / 38 of screen
(below MP) top bottom
Pump Intake at (ft. below MP) 30'
Purging Device; (pump type) Geo Pump 2
Total Volume Purged 10,000 mL

Clock Time 24 HR	Water Depth below MP ft	Pump Dial[1]	Purge Rate ml/min	Cum. Volume Purged liters	Temp. °C	Spec. Cond.[2] µS/cm	pH	ORP[3] mv	DO mg/L	Turbidity NTU	Comments
1000	26.29		400	0	19.69	.215	4.64	318	6.49	0.0	
1005	26.40		↓	2000	18.40	.175	4.07	361	5.60	0.0	
1010	26.40			4000	18.40	.168	4.13	363	5.40	0.0	
1015	26.40			6000	18.28	.166	4.12	366	5.15	0.0	
1020	26.40			8000	18.35	.165	4.14	367	5.22	0.0	
1025	26.40		✓	10000	18.39	.165	4.19	367	5.17	0.0	
Stabilization Criteria					3%	3%	±0.1	±10 mv	10%	10%	

1. Pump dial setting (for example: hertz, cycles/min, etc).
2. µSiemens per cm(same as µmhos/cm)at 25°C.
3. Oxidation reduction potential (ORP)

(Ambient Air 0PPM)

Sample TIME 1030

Hach Field Test Kit Results					
Nitrate (NO_3^-)	6 mg/L	Soluble Iron (Fe^{2+})	<0.5 mg/L	Sulfate (SO_4^{2-})	

WELL PURGING-FIELD WATER QUALITY MEASUREMENTS FORM

Location (Site/Facility Name) Shore Health Chester River Hospital
Well Number RW-2D Date 8-25-22
Field Personnel D. Seaman
Sampling Organization GF
Identify MP North Side

Depth to ____ / 51.90 of screen
(below MP) top bottom
Pump Intake at (ft. below MP) ____
Purging Device; (pump type) Geosub 2
Total Volume Purged ____

Clock Time 24 HR	Water Depth below MP ft	Pump Dial[1]	Purge Rate ml/min	Cum. Volume Purged liters	Temp. °C	Spec. Cond.[2] µS/cm	pH	ORP[3] mv	DO mg/L	Tur-bidity NTU	Comments
1025	29.55		400	0	22.39	.075	4.85	203	5.95	14.8	
1030	29.60			2000	21.39	.076	4.90	255	5.77	6.7	
1035	29.60			4000	21.20	.075	4.81	289	5.68	0.0	
1040	29.60			6000	21.29	.075	4.81	306	5.58	0.0	
1045	29.60			8000	21.35	.075	4.79	318	5.55	0.0	
1050	29.60			10000	21.40	.075	4.84	324	5.54	0.0	
1055	29.60			12000	21.42	.075	4.86	328	5.55	0.0	
Stabilization Criteria					3%	3%	±0.1	±10 mv	10%	10%	

1. Pump dial setting (for example: hertz, cycles/min, etc).
2. µSiemens per cm(same as µmhos/cm)at 25°C.
3. Oxidation reduction potential (ORP)

Ambient Air OPPM Sample TIME 1100

Hach Field Test Kit Results

Nitrate (NO_3^-)	6 mg/L	Soluble Iron (Fe^{2+})	<0.5 mg/L	Sulfate (SO_4^{2-})	———

WELL PURGING-FIELD WATER QUALITY MEASUREMENTS FORM

Location (Site/Facility Name) Shore Health Chester River Hospital
Well Number RW-3B Date 8/25/22
Field Personnel TD S+S Tech
Sampling Organization Gannett Fleming
Identify MP North Side TOC

Depth to DTW 28.51 / DTB 53.40 of screen 6"
(below MP) top bottom
Pump Intake at (ft. below MP) 41
Purging Device; (pump type) Geotech
Total Volume Purged 7.5 Liters

Clock Time 24 HR	Water Depth below MP ft	Pump Dial[1]	Purge Rate ml/min	Cum. Volume Purged liters	Temp. °C	Spec. Cond.[2] µS/cm	pH	ORP[3] mv	DO mg/L	Turbidity NTU	Comments
1020	28.51	-	300mL	0	17.00	0.104	5.30	153	1.85	0.0	
1025	28.68	-	300mL	1500	16.75	0.103	5.06	203	1.87	0.0	
1030	28.68	-	300mL	3000	16.77	0.102	4.98	213	2.09	0.0	
1035	28.68	-	300mL	4500	16.80	0.102	5.02	213	2.14	0.0	
1040	28.68	-	300mL	6000	16.75	0.101	5.06	217	2.23	0.0	
1045	28.68	-	300mL	7500	16.77	0.103	5.06	212	2.25	0.0	
Stabilization Criteria					3%	3%	±0.1	±10 mv	10%	10%	

1. Pump dial setting (for example: hertz, cycles/min, etc).
2. µSiemens per cm(same as µmhos/cm)at 25°C.
3. Oxidation reduction potential (ORP)

Sample @ 1050

Hach Field Test Kit Results

Nitrate (NO_3^-)	4mg/L	Soluble Iron (Fe^{2+})	1mg/L	Sulfate (SO_4^{2-})	—

WELL PURGING-FIELD WATER QUALITY MEASUREMENTS FORM

Location (Site/Facility Name) Shore Health Chester River Hospital
Well Number RW-4 Date 8-24-22
Field Personnel D. Seaman
Sampling Organization GF
Identify MP North Side

Depth to (below MP) top 36.55 (PTW) / bottom 52.40 (DTB) of screen
Pump Intake at (ft. below MP) 45'
Purging Device; (pump type) Geosub 2
Total Volume Purged 9,000 ml

6"

Clock Time 24 HR	Water Depth below MP ft	Pump Dial[1]	Purge Rate ml/min	Cum. Volume Purged liters	Temp. °C	Spec. Cond.[2] µS/cm	pH	ORP[3] mv	DO mg/L	Turbidity NTU	Comments
1405	36.55		300	0	25.32	.229	5.17	217	3.23	0.0	
1410	36.61		↓	1500	22.37	.232	4.74	289	2.84	0.0	
1415	36.61			3000	23.26	.233	4.61	319	2.81	0.0	
1420	36.61			4500	23.80	.233	4.63	329	2.78	0.0	
1425	36.61			6000	22.59	.228	4.66	337	2.64	0.0	
1430	36.61			7500	22.50	.229	4.71	340	2.63	0.0	
1435	36.61		↓	9000	22.52	.229	4.71	342	2.60	0.0	
Stabilization Criteria					3%	3%	±0.1	±10 mv	10%	10%	

1. Pump dial setting (for example: hertz, cycles/min, etc).
2. µSiemens per cm(same as µmhos/cm)at 25°C.
3. Oxidation reduction potential (ORP)

Ambient Air 0 PPM Sample TIME 1440

Hach Field Test Kit Results

Nitrate (NO_3^-)	6 mg/L	Soluble Iron (Fe^{2+})	< 2 mg/L	Sulfate (SO_4^{2-})	—

WELL PURGING-FIELD WATER QUALITY MEASUREMENTS FORM

Location (Site/Facility Name) Shore Health Chester River Hospital
Well Number RW-5 Date 8-25-22
Field Personnel D. Samas
Sampling Organization GF
Identify MP North Side

Depth to 31.88 (DTW) / 52.95 (DTB) of screen
(below MP) top bottom
Pump Intake at (ft. below MP) 42'
Purging Device; (pump type) Geosub-2
Total Volume Purged 14,000 mL

Clock Time 24 HR	Water Depth below MP ft	Pump Dial[1]	Purge Rate ml/min	Cum. Volume Purged liters	Temp. °C	Spec. Cond.[2] µS/cm	pH	ORP[3] mv	DO mg/L	Tur-bidity NTU	Comments
0755	31.88		400	0	19.09	.242	4.47	277	5.50	2.6	
0800	31.88			2000	18.77	.229	4.58	276	4.66	3.6	
0805	31.88			4000	18.66	.235	4.57	276	4.30	0.0	
0810	31.88			6000	18.65	.250	4.33	284	4.03	0.0	
0815	31.88			8000	18.65	.257	4.29	278	4.02	0.0	
0820	31.88			10000	18.64	.279	4.43	268	3.76	0.0	
0825	31.88			12000	18.67	.282	4.48	264	3.84	0.0	
0830	31.88			14000	18.70	.286	4.50	262	3.78	0.0	
Stabilization Criteria					3%	3%	±0.1	±10 mv	10%	10%	

1. Pump dial setting (for example: hertz, cycles/min, etc).
2. µSiemens per cm(same as µmhos/cm)at 25°C.
3. Oxidation reduction potential (ORP)

ok Lab. nitrate sampled

Ambient Air OPPM

Sample Time 0835

Hach Field Test Kit Results					
Nitrate (NO_3^-)	4 mg/L	Soluble Iron (Fe^{2+})	2.75 mg/L	Sulfate (SO_4^{2-})	—

WELL PURGING-FIELD WATER QUALITY MEASUREMENTS FORM

Location (Site/Facility Name) Shore Health Chester River Hospital
Well Number RW-6 Date 8/23/22
Field Personnel TD - S+S Tech
Sampling Organization Gannett Fleming
Identify MP North Side TOC

Depth to 35.47 / 54.00 DTB of screen
(below MP) top bottom
Pump Intake at (ft. below MP) 44ft
Purging Device; (pump type) geotech
Total Volume Purged 7.5 Liters

4inch

Clock Time 24 HR	Water Depth below MP ft	Pump Dial[1]	Purge Rate ml/min	Cum. Volume Purged liters	Temp. °C	Spec. Cond.[2] µS/cm	pH	ORP[3] mv	DO mg/L	Turbidity NTU	Comments
1445	35.47	-	300mL	0	20.40	0.260	5.35	188	6.13	0.0	
1450	35.53	-	300mL	1500	18.25	0.254	5.21	227	5.87	0.0	
1455	35.53	-	300mL	3000	17.68	0.252	5.07	300	5.36	0.0	
1500	35.53	-	300mL	4500	17.42	0.252	5.04	315	5.38	0.0	
1505	35.53	-	300mL	6000	17.41	0.251	5.02	319	5.46	0.0	
1510	35.53	-	300mL	7500	17.45	0.251	4.99	320	5.50	0.0	
Stabilization Criteria					3%	3%	±0.1	±10 mv	10%	10%	

1. Pump dial setting (for example: hertz, cycles/min, etc).
2. µSiemens per cm(same as µmhos/cm)at 25°C.
3. Oxidation réduction potential (ORP)

Sample at 1515

Hach Field Test Kit Results

Nitrate (NO_3^-)	9 mg/L	Soluble Iron (Fe^{2+})	< 0.5 mg/L	Sulfate (SO_4^{2-})	—

WELL PURGING-FIELD WATER QUALITY MEASUREMENTS FORM

Location (Site/Facility Name) Shore Health Chester River Hospital
Well Number MW-9 Date 9/15/22
Field Personnel Garrett Fleming
Sampling Organization S&S Tech
Identify MP N. Side Casing

Depth to 37 / 47 of screen (below MP) top bottom Well Size 4"
Pump Intake at (ft. below MP) 42
Purging Device; (pump type) monsoon pump
Total Volume Purged

Clock Time 24 HR	Water Depth below MP ft	Pump Dial[1]	Purge Rate ml/min	Cum. Volume Purged liters	Temp. °C	Spec. Cond.[2] µS/cm	pH	ORP[3] mv	DO mg/L	Turbidity NTU	Comments
1015	35.06		300	0	21.06	.667	5.75	152	1.00	73	
1020	35.25		300	1500	19.25	.680	5.73	50	0.66	207	
1025	35.25		300	3000	19.21	.681	5.72	47	0.60	206	
1030	35.25		300	4500	19.40	.682	5.72	45	0.58	194	
1035	35.27		300	6000	19.46	.682	5.74	43	0.56	184	
1040	35.27		300	7500	19.49	.682	5.74	41	0.55	180	
1045	35.27		300	9000	19.53	.684	5.73	38	0.49	178	
Stabilization Criteria					3%	3%	±0.1	±10 mv	10%	10%	

1. Pump dial setting (for example: hertz, cycles/min, etc).
2. µSiemens per cm(same as µmhos/cm)at 25°C.
3. Oxidation reduction potential (ORP)

PID Reading 0 PPM Sample @ 1050

Hach Field Test Kit Results					
Nitrate (NO_3^-)	<2 mg/L	Soluble Iron (Fe^{2+})	4.25 mg/L	Sulfate (SO_4^{2-})	—

☆ Lab nitrate sample

WELL PURGING-FIELD WATER QUALITY MEASUREMENTS FORM

Location (Site/Facility Name) Shore Health Chester River Hospital
Well Number MW-10R Date 9/15/22
Field Personnel Garrett Fleming
Sampling Organization Sas Tech
Identify MP N. Side Casing

Depth to (below MP) 29 top / 54 bottom of screen Well Size 2in
Pump Intake at (ft. below MP) 46
Purging Device; (pump type) monsoon pump
Total Volume Purged 9000 ml

Clock Time 24 HR	Water Depth below MP ft	Pump Dial[1]	Purge Rate ml/min	Cum. Volume Purged liters	Temp. °C	Spec. Cond.[2] µS/cm	pH	ORP[3] mv	DO mg/L	Turbidity NTU	Comments
0925	37.22		300	0	21.04	.417	5.22	85	6.77	360	
0930	37.35		300	1500	19.01	.371	4.70	139	6.67	487	
0935	37.35		300	3000	19.02	.370	4.64	152	6.63	491	
0940	37.35		300	4500	19.11	.369	4.66	175	6.58	284	
0945	37.35		300	6000	19.17	.368	4.59	168	6.52	165	
0950	37.35		300	7500	19.11	.368	4.64	195	6.53	95	
0955	37.35		300	9000	19.09	.368	4.61	201	6.49	88	

Stabilization Criteria	3%	3%	±0.1	±10 mv	10%	10%

1. Pump dial setting (for example: hertz, cycles/min, etc).
2. µSiemens per cm(same as µmhos/cm)at 25°C.
3. Oxidation reduction potential (ORP)

PID Reading 0 PPM Sample @ 1000

Hach Field Test Kit Results					
Nitrate (NO_3^-)	4 mg/L	Soluble Iron (Fe^{2+})	<0.5 mg/L	Sulfate (SO_4^{2-})	—

*Lab nitrate sample

WELL PURGING-FIELD WATER QUALITY MEASUREMENTS FORM

Location (Site/Facility Name) Shore Health Chester River Hospital
Well Number MW-11 Date 4/14/22
Field Personnel K. Edwards St Stech
Sampling Organization GF
Identify MP North Side Well Casing

Depth to (below MP) 23 / 46 of screen 4"
top bottom
Pump Intake at (ft. below MP) 36
Purging Device; (pump type) mon Soon Pump
Total Volume Purged 7500 ml

Clock Time 24 HR	Water Depth below MP ft	Pump Dial[1]	Purge Rate ml/min	Cum. Volume Purged liters	Temp. °C	Spec. Cond.[2] µS/cm	pH	ORP[3] mv	DO mg/L	Turbidity NTU	Comments
1440	30.49	—	300	0	18.49	.191	4.94	288	2.48	15.9	
1445	30.59	—	300	1500	18.45	.255	4.74	299	3.07	12.4	
1450	30.59	—	300	3000	18.41	.272	4.70	301	3.29	11.6	
1455	30.59	—	300	4500	18.29	.306	4.72	299	3.69	8.7	
1500	30.59	—	300	6000	18.29	.295	4.79	296	3.79	6.3	
1505	30.59	—	300	7500	18.30	.295	4.79	294	3.90	4.7	
		—									
Stabilization Criteria					3%	3%	±0.1	±10 mv	10%	10%	

1. Pump dial setting (for example: hertz, cycles/min, etc).
2. µSiemens per cm(same as µmhos/cm)at 25°C.
3. Oxidation reduction potential (ORP)

PID reading = 0 PPM Sample @ 1510

Hach Field Test Kit Results					
Nitrate (NO_3^-)		Soluble Iron (Fe^{2+})		Sulfate (SO_4^{2-})	

WELL PURGING-FIELD WATER QUALITY MEASUREMENTS FORM

Location (Site/Facility Name) Shore Health Chester River Hospital
Well Number MW-13 Date 9/15
Field Personnel K. Edwards St S tech
Sampling Organization GF
Identify MP North side well casing

Depth to (below MP) 29 / 44 of screen 4"
top bottom
Pump Intake at (ft. below MP) 37
Purging Device; (pump type) Monsoon Pump
Total Volume Purged 9000 mL

Clock Time 24 HR	Water Depth below MP ft	Pump Dial[1]	Purge Rate ml/min	Cum. Volume Purged liters	Temp. °C	Spec. Cond.[2] µS/cm	pH	ORP[3] mv	DO mg/L	Tur-bidity NTU	Comments
0822	30.99	—	300	0	17.76	.515	5.36	144	1.60	39.3	
0827	31.56	—	300	1500	17.53	.509	4.45	107	1.26	11.8	
0832	31.78	—	300	3000	17.58	.513	5.58	94	1.33	5.3	
0837	31.78	—	300	4500	17.64	.519	5.58	88	1.26	4.4	
0842	31.78	—	300	6000	17.67	.521	5.61	83	1.34	0.0	
0847	31.78	—	300	7500	17.58	.516	5.60	80	1.31	0.0	
0852	31.78	—	300	9000	17.67	.511	5.62	79	1.22	0.0	
Stabilization Criteria					3%	3%	±0.1	±10 mv	10%	10%	

1. Pump dial setting (for example: hertz, cycles/min, etc).
2. µSiemens per cm(same as µmhos/cm)at 25°C.
3. Oxidation reduction potential (ORP)

PID Reading = 0 PPM Sample @ 0857

Hach Field Test Kit Results					
Nitrate (NO_3^-)		Soluble Iron (Fe^{2+})		Sulfate (SO_4^{2-})	

WELL PURGING-FIELD WATER QUALITY MEASUREMENTS FORM

Location (Site/Facility Name) Shore Health Chester River Hospital
Well Number MW-14 Date 9/15/22
Field Personnel K. Edwards S+S tech
Sampling Organization GF
Identify MP North side well casing

Depth to 23.43 of screen
(below MP) top bottom
Pump Intake at (ft. below MP) 37
Purging Device; (pump type) monsoon pump
Total Volume Purged 7500

Clock Time 24 HR	Water Depth below MP ft	Pump Dial[1]	Purge Rate ml/min	Cum. Volume Purged liters	Temp. °C	Spec. Cond.[2] µS/cm	pH	ORP[3] mv	DO mg/L	Turbidity NTU	Comments
1118	30.10	—	300	0	18.59	1.36	5.30	36	1.60	18.2	
1123	30.25	—	300	1500	18.59	1.51	5.13	52	1.12	23.0	
1128	30.26	—	300	3000	18.23	1.51	5.16	52	1.07	20.7	
1133	30.26	—	300	4500	18.31	1.50	5.18	54	1.06	20.6	
1138	30.26	—	300	6000	18.35	1.48	5.20	56	1.04	19.6	
1143	30.26	—	300	7500	18.38	1.48	5.20	58	1.08	16.0	

Stabilization Criteria					3%	3%	±0.1	±10 mv	10%	10%	

1. Pump dial setting (for example: hertz, cycles/min, etc).
2. µSiemens per cm(same as µmhos/cm)at 25°C.
3. Oxidation reduction potential (ORP)

PID Reading = 0 PPM Sample @ 1148

Hach Field Test Kit Results

Nitrate (NO_3^-)		Soluble Iron (Fe^{2+})		Sulfate (SO_4^{2-})	

WELL PURGING-FIELD WATER QUALITY MEASUREMENTS FORM

Location (Site/Facility Name) Shore Health Chester River Hospital
Well Number MW-15 Date 9-14-22
Field Personnel D. Seaman
Sampling Organization GF
Identify MP North Side

Depth to 20 / 45 of screen
(below MP) top bottom
Pump Intake at (ft. below MP) 34
Purging Device; (pump type) monsoon
Total Volume Purged 8000 mL

Clock Time 24 HR	Water Depth below MP ft	Pump Dial[1]	Purge Rate ml/min	Cum. Volume Purged liters	Temp. °C	Spec. Cond.[2] µS/cm	pH	ORP[3] mv	DO mg/L	Turbidity NTU	Comments
1230	25.08		400	0	17.90	.352	4.93	388	4.86	2.7	
1235	25.11			2000	17.71	.365	4.87	409	4.29	2.2	
1240	25.11			4000	17.76	.375	4.87	417	3.95	1.1	
1245	25.11			6000	17.84	.380	4.84	420	3.96	1.1	
1250	25.11			8000	17.81	.379	4.86	421	3.91	0.9	
Stabilization Criteria					3%	3%	±0.1	±10 mv	10%	10%	

1. Pump dial setting (for example: hertz, cycles/min, etc).
2. µSiemens per cm(same as µmhos/cm)at 25°C.
3. Oxidation reduction potential (ORP)

Ambient Air OPPM Sample TIME 1255

Hach Field Test Kit Results

Nitrate (NO_3^-)		Soluble Iron (Fe^{2+})		Sulfate (SO_4^{2-})	

WELL PURGING-FIELD WATER QUALITY MEASUREMENTS FORM

Location (Site/Facility Name) Shore Health Chester River Hospital
Well Number MW-16 Date 9-14-22
Field Personnel D. Seaman
Sampling Organization GF
Identify MP North Side

Depth to 25 / 39 of screen
(below MP) top bottom
Pump Intake at (ft. below MP) 32
Purging Device; (pump type) Monsoon
Total Volume Purged 8000 mL

Clock Time 24 HR	Water Depth below MP ft	Pump Dial[1]	Purge Rate ml/min	Cum. Volume Purged liters	Temp. °C	Spec. Cond.[2] µS/cm	pH	ORP[3] mv	DO mg/L	Turbidity NTU	Comments
1030	25.68		400	0	19.05	.886	4.73	388	3.86	7.0	
1035	25.72		↓	2000	18.34	.932	4.69	419	3.10	6.7	
1040	25.72			4000	18.42	.927	4.68	427	2.94	6.0	
1045	25.72			6000	18.52	.921	4.69	430	2.97	5.8	
1050	25.72		↓	8000	18.57	.919	4.69	431	2.87	4.9	
Stabilization Criteria					3%	3%	±0.1	±10 mv	10%	10%	

1. Pump dial setting (for example: hertz, cycles/min, etc).
2. µSiemens per cm(same as µmhos/cm)at 25°C.
3. Oxidation reduction potential (ORP)

Ambient Air 0PPM . Sample Time 1050

Hach Field Test Kit Results					
Nitrate (NO_3^-)		Soluble Iron (Fe^{2+})		Sulfate (SO_4^{2-})	

WELL PURGING-FIELD WATER QUALITY MEASUREMENTS FORM

Location (Site/Facility Name) Shore Health Chester River Hospital
Well Number MW-17 Date 9-14-22
Field Personnel D. Seaman
Sampling Organization GF
Identify MP North Side

Depth to 23 / 48 of screen
(below MP) top bottom
Pump Intake at (ft. below MP) 33
Purging Device; (pump type) monsoon
Total Volume Purged 9000 mL

Clock Time 24 HR	Water Depth below MP ft	Pump Dial[1]	Purge Rate ml/min	Cum. Volume Purged liters	Temp. °C	Spec. Cond.[2] µS/cm	pH	ORP[3] mv	DO mg/L	Tur-bidity NTU	Comments
1300	25.55		300	0	19.54	.669	4.71	413	4.20	25.8	
1305	25.58		↓	1500	18.74	.735	4.66	428	3.73	22.7	
1310	25.59			3000	18.88	.742	4.66	430	3.74	26.6	
1315	25.59			4500	19.18	.680	4.74	421	3.10	23.0	
1320	25.59			6000	19.36	.642	4.79	410	2.90	21.6	
1325	25.59			7500	19.53	.636	4.82	407	2.74	20.2	
1330	25.59			9000	19.60	.640	4.82	405	2.75	19.9	

Stabilization Criteria 3% 3% ±0.1 ±10 mv 10% 10%

1. Pump dial setting (for example: hertz, cycles/min, etc).
2. µSiemens per cm(same as µmhos/cm)at 25°C.
3. Oxidation reduction potential (ORP)

Ambient Air 0PPM Sample TIME 1335

Hach Field Test Kit Results					
Nitrate (NO_3^-)		Soluble Iron (Fe^{2+})		Sulfate (SO_4^{2-})	

WELL PURGING-FIELD WATER QUALITY MEASUREMENTS FORM

Location (Site/Facility Name) Shore Health Chester River Hospital
Well Number MW-18 Date 4/14/22
Field Personnel K. Edwards STS tech
Sampling Organization GT
Identify MP North side well casing

Depth to 25 / 39 of screen (below MP) top bottom 4"
Pump Intake at (ft. below MP) 32
Purging Device; (pump type) mon.scan pump
Total Volume Purged 10000 mL

Clock Time 24 HR	Water Depth below MP ft	Pump Dial[1]	Purge Rate ml/min	Cum. Volume Purged liters	Temp. °C	Spec. Cond.[2] µS/cm	pH	ORP[3] mv	DO mg/L	Turbidity NTU	Comments
1040	26.79	—	400	0	17.57	.316	4.66	287	6.67	0.9	
1045	26.87	—	400	2000	17.28	.377	4.53	296	6.22	0.5	
1050	26.87	—	400	4000	17.26	.444	4.49	299	6.20	0.0	
1055	26.87	—	400	6000	17.27	4.65	4.52	299	6.22	0.0	
1100	26.87	—	400	8000	17.25	.467	4.53	298	6.18	0.0	
1105	26.87	—	400	10000	17.35	.464	4.52	298	6.17	0.0	
Stabilization Criteria					3%	3%	±0.1	±10 mv	10%	10%	

1. Pump dial setting (for example: hertz, cycles/min, etc).
2. µSiemens per cm(same as µmhos/cm)at 25°C.
3. Oxidation reduction potential (ORP)

PID Reading = 0 PPm Sample @ 1110

Hach Field Test Kit Results					
Nitrate (NO_3^-)		Soluble Iron (Fe^{2+})		Sulfate (SO_4^{2-})	

WELL PURGING-FIELD WATER QUALITY MEASUREMENTS FORM

Location (Site/Facility Name) Shore Health Chester River Hospital
Well Number MW-19 Date 9/15/22
Field Personnel Chuck Orrero J+S Tech
Sampling Organization Garrett Fleming
Identify MP North TOC

Depth to 23 / 46 of screen
(below MP) top bottom
Pump Intake at (ft. below MP) 33'
Purging Device; (pump type) Monsoon
Total Volume Purged 7.5 L

Clock Time 24 HR	Water Depth below MP ft	Pump Dial[1]	Purge Rate ml/min	Cum. Volume Purged liters	Temp. °C	Spec. Cond.[2] µS/cm	pH	ORP[3] mv	DO mg/L	Turbidity NTU	Comments
1130	28.47	-	300	0	17.35	0.280	5.08	285	0.0	60.6	
1135	28.46	-	300	1500	17.95	0.276	5.08	334	0.0	0.0	
1140	28.45	-	300	3000	18.45	0.270	5.07	343	0.0	0.0	
1145	28.45	-	300	4500	17.86	0.275	5.09	346	0.60	0.0	
1150	28.45	-	300	6000	18.10	0.273	5.08	348	0.61	0.0	
1155	28.45	-	300	7500	18.30	0.273	5.06	352	0.58	0.0	
Stabilization Criteria					3%	3%	±0.1	±10 mv	10%	10%	

1. Pump dial setting (for example: hertz, cycles/min, etc).
2. µSiemens per cm(same as µmhos/cm)at 25°C.
3. Oxidation reduction potential (ORP)

Sample @ 1200

Hach Field Test Kit Results					
Nitrate (NO_3^-)		Soluble Iron (Fe^{2+})		Sulfate (SO_4^{2-})	

WELL PURGING-FIELD WATER QUALITY MEASUREMENTS FORM

Location (Site/Facility Name) Shore Health Chester River Hospital
Well Number MW-20 Date 9/15/22
Field Personnel Chuck Drew S+S Tech
Sampling Organization Gannett Fleming
Identify MP North TOC

Depth to 23 / 43 of screen
(below MP) top bottom
Pump Intake at (ft. below MP) 33
Purging Device; (pump type) Monsoon
Total Volume Purged 9L

Clock Time 24 HR	Water Depth below MP ft	Pump Dial[1]	Purge Rate ml/min	Cum. Volume Purged liters	Temp. °C	Spec. Cond.[2] µS/cm	pH	ORP[3] mv	DO mg/L	Tur-bidity NTU	Comments
1038	28.25	–	300	0	18.56	0.647	5.19	272	0.72	0.0	
1043	28.29	–	300	1500	18.58	0.643	4.95	271	0.0	0.0	
1048	28.33	–	300	3000	18.55	0.641	5.16	254	0.0	0.0	
1053	28.32	–	300	4500	18.37	0.659	5.11	250	0.0	0.0	
1058	28.32	–	300	6000	18.42	0.656	5.13	242	0.0	0.0	
1103	28.32	–	300	7500	18.81	0.660	5.16	246	0.0	0.0	
1108	28.32	–	300	9000	18.52	0.661	5.18	235	0.0	0.0	
Stabilization Criteria					3%	3%	±0.1	±10 mv	10%	10%	

1. Pump dial setting (for example: hertz, cycles/min, etc).
2. µSiemens per cm(same as µmhos/cm)at 25°C.
3. Oxidation reduction potential (ORP)

Sample @ 1115

Hach Field Test Kit Results					
Nitrate (NO_3^-)		Soluble Iron (Fe^{2+})		Sulfate (SO_4^{2-})	

WELL PURGING-FIELD WATER QUALITY MEASUREMENTS FORM

Location (Site/Facility Name) Shore Health Chester River Hospital
Well Number MW-23 Date 4/14/22
Field Personnel K. Edwards sts tech
Sampling Organization GF
Identify MP North side well casing

Depth to (below MP) 25 top / 40 bottom of screen 4"
Pump Intake at (ft. below MP) 32
Purging Device; (pump type) monsoon pump
Total Volume Purged 10000

Clock Time 24 HR	Water Depth below MP ft	Pump Dial[1]	Purge Rate ml/min	Cum. Volume Purged liters	Temp. °C	Spec. Cond.[2] µS/cm	pH	ORP[3] mv	DO mg/L	Tur-bidity NTU	Comments
1140	26.89	–	400	0	23.33	.087	5.00	276	4.87	0.0	
1145	26.99	–	400	2000	22.94	.180	4.75	292	4.72	0.0	
1150	26.99	–	400	4000	22.82	.294	4.71	296	4.64	0.0	
1155	26.99	–	400	6000	22.85	.297	4.72	297	4.54	0.0	
1200	26.99	–	400	8000	22.94	.293	4.72	297	4.54	0.0	
1205	26.99	–	400	10000	22.84	.294	4.76	296	4.60	0.0	
Stabilization Criteria					3%	3%	±0.1	±10 mv	10%	10%	

1. Pump dial setting (for example: hertz, cycles/min, etc).
2. µSiemens per cm(same as µmhos/cm)at 25°C.
3. Oxidation reduction potential (ORP)

PID reading = 0 PPM Sample @ 1210

Hach Field Test Kit Results

Nitrate (NO_3^-)		Soluble Iron (Fe^{2+})		Sulfate (SO_4^{2-})	

WELL PURGING-FIELD WATER QUALITY MEASUREMENTS FORM

Location (Site/Facility Name) Shore Health Chester River Hospital
Well Number MW-24 Date 9-14-22
Field Personnel D. Seaman
Sampling Organization GF
Identify MP North Side

Depth to 25 / 40 of screen
(below MP) top bottom
Pump Intake at (ft. below MP) 32
Purging Device; (pump type) Monsoon
Total Volume Purged 10,000 mL

Clock Time 24 HR	Water Depth below MP ft	Pump Dial[1]	Purge Rate ml/min	Cum. Volume Purged liters	Temp. °C	Spec. Cond.[2] µS/cm	pH	ORP[3] mv	DO mg/L	Turbidity NTU	Comments
0945	26.76		400	0	18.57	.351	4.90	347	5.82	0.5	
0950	26.81		↓	2000	17.09	.284	4.94	383	3.71	0.0	
0955	26.81			4000	17.19	0.280	4.97	388	3.39	0.0	
1000	26.81			6000	17.13	.277	4.91	394	3.28	0.0	
1005	26.81			8000	17.20	.275	4.97	399	3.36	0.0	
1015	26.81		↓	10000	17.23	.275	4.95	399	3.37	0.0	
Stabilization Criteria					3%	3%	±0.1	±10 mv	10%	10%	

1. Pump dial setting (for example: hertz, cycles/min, etc).
2. µSiemens per cm(same as µmhos/cm)at 25°C.
3. Oxidation reduction potential (ORP)

Ambient Air 0PPM Sample Time 1020

Hach Field Test Kit Results

Nitrate (NO_3^-)		Soluble Iron (Fe^{2+})		Sulfate (SO_4^{2-})	

WELL PURGING-FIELD WATER QUALITY MEASUREMENTS FORM

Location (Site/Facility Name) Shore Health Chester River Hospital
Well Number MW-25 Date 9/14/22
Field Personnel Garrett Fleming
Sampling Organization Sas Tech
Identify MP N. Side Casing

Depth to (below MP) 25 / 40 of screen (top / bottom) Well Size 4in
Pump Intake at (ft. below MP) 32
Purging Device; (pump type) monsoon pump
Total Volume Purged 7500 ml

Clock Time 24 HR	Water Depth below MP ft	Pump Dial[1]	Purge Rate ml/min	Cum. Volume Purged liters	Temp. °C	Spec. Cond.[2] µS/cm	pH	ORP[3] mv	DO mg/L	Turbidity NTU	Comments
1049	26.53	/	300	0	19.88	.742	4.51	291	8.38	4.4	
1054	26.62	/	300	1500	19.96	.748	4.51	289	7.71	0.4	
1059	26.62	/	300	3000	19.72	.742	4.51	288	7.52	0.3	
1104	26.62	/	300	4500	19.96	.725	4.55	285	7.48	0.0	
1109	26.62	/	300	6000	20.08	.715	4.54	284	7.41	0.0	
1114	26.62	/	300	7500	20.13	.709	4.52	283	7.39	0.0	
		/									
		/									
		/									
		/									
Stabilization Criteria					3%	3%	±0.1	±10 mv	10%	10%	

1. Pump dial setting (for example: hertz, cycles/min, etc).
2. µSiemens per cm(same as µmhos/cm)at 25°C.
3. Oxidation reduction potential (ORP)

PID Reading Ø PPM Sample @ 1119

Hach Field Test Kit Results					
Nitrate (NO_3^-)		Soluble Iron (Fe^{2+})		Sulfate (SO_4^{2-})	

WELL PURGING-FIELD WATER QUALITY MEASUREMENTS FORM

Location (Site/Facility Name) Shore Health Chester River Hospital
Well Number MW-28 Date 9/14/22
Field Personnel Garrett Fleming
Sampling Organization Sas Tech
Identify MP N. Side Casing

Depth to 24 / 39 of screen (below MP) top bottom
Well Size 4"
Pump Intake at (ft. below MP) 31
Purging Device; (pump type) monsoon pump
Total Volume Purged

Clock Time 24 HR	Water Depth below MP ft	Pump Dial[1]	Purge Rate ml/min	Cum. Volume Purged liters	Temp. °C	Spec. Cond.[2] µS/cm	pH	ORP[3] mv	DO mg/L	Turbidity NTU	Comments
0947	26.50		400	0	17.92	.409	4.77	271	9.18	0.7	
0952	26.60		400	2000	16.75	.383	4.58	284	9.27	0.0	
0957	26.60		400	4000	16.73	.376	4.67	287	9.48	0.3	
1002	26.60		400	6000	16.72	.370	4.65	288	9.35	0.0	
1007	26.61		400	8000	16.70	.366	4.68	289	9.30	0.0	
1012	26.61		400	10000	16.69	.365	4.69	288	9.30	0.0	

Stabilization Criteria 3% 3% ±0.1 ±10 mv 10% 10%

1. Pump dial setting (for example: hertz, cycles/min, etc).
2. µSiemens per cm(same as µmhos/cm)at 25°C.
3. Oxidation reduction potential (ORP)

PID Reading Ø ppm Sample @ 1017

Hach Field Test Kit Results

Nitrate (NO_3^-)		Soluble Iron (Fe^{2+})		Sulfate (SO_4^{2-})	

WELL PURGING-FIELD WATER QUALITY MEASUREMENTS FORM

Location (Site/Facility Name) Shore Health Chester River Hospital
Well Number MW-29 Date 9/14/22
Field Personnel K. Edwards Sts tech
Sampling Organization GF
Identify MP North Side Well casing

Depth to (below MP) 24 / 39 of screen 4"
top bottom
Pump Intake at (ft. below MP) 31
Purging Device: (pump type) monsoon pump
Total Volume Purged 7500 mL

Clock Time 24 HR	Water Depth below MP ft	Pump Dial[1]	Purge Rate ml/min	Cum. Volume Purged liters	Temp. °C	Spec. Cond.[2] µS/cm	pH	ORP[3] mv	DO mg/L	Tur-bidity NTU	Comments
0943	26.47	—	300	0	18.33	.481	4.78	254	7.32	0.8	
0948	26.56	—	300	1500	17.50	.439	4.54	277	6.58	0.5	
0953	26.60	—	300	3000	17.19	.420	4.50	289	6.54	0.0	
0958	26.60	—	300	4500	17.12	.414	4.45	295	6.42	0.0	
1003	26.60	—	300	6000	17.12	.409	4.41	299	6.48	0.0	
1008	26.60	—	300	7500	17.10	.405	4.48	300	6.40	0.0	
		—									
Stabilization Criteria					3%	3%	±0.1	±10 mv	10%	10%	

1. Pump dial setting (for example: hertz, cycles/min, etc).
2. µSiemens per cm(same as µmhos/cm)at 25°C.
3. Oxidation reduction potential (ORP)

PID Reading = 0 PPM Sample @ 1013

Hach Field Test Kit Results

Nitrate (NO_3^-)		Soluble Iron (Fe^{2+})		Sulfate (SO_4^{2-})	

WELL PURGING-FIELD WATER QUALITY MEASUREMENTS FORM

Location (Site/Facility Name) Shore Health Chester River Hospital
Well Number MW-33 Date 9/14/22
Field Personnel K. Edwards STS tech
Sampling Organization CF
Identify MP North Side Well casing

Depth to (below MP) 26 / 41 of screen 4"
top bottom
Pump Intake at (ft. below MP) 32
Purging Device; (pump type) monsoon Pump
Total Volume Purged 10 000

Clock Time 24 HR	Water Depth below MP ft	Pump Dial[1]	Purge Rate ml/min	Cum. Volume Purged liters	Temp. °C	Spec. Cond.[2] µS/cm	pH	ORP[3] mv	DO mg/L	Turbidity NTU	Comments
1345	26.30	—	400	0	20.00	.253	4.93	287	6.10	5.7	
1350	26.36	—	400	2000	17.96	.253	4.77	296	5.77	3.8	
1355	26.36	—	400	4000	17.97	.253	4.74	298	5.62	2.7	
1400	26.36	—	400	6000	17.88	.253	4.72	300	5.58	1.6	
1405	26.36	—	400	8000	17.88	.252	4.69	302	5.52	1.5	
1410	26.36	—	400	10000	17.84	.251	4.71	301	5.62	0.0	
Stabilization Criteria					3%	3%	±0.1	±10 mv	10%	10%	

1. Pump dial setting (for example: hertz, cycles/min, etc).
2. µSiemens per cm(same as µmhos/cm)at 25°C.
3. Oxidation reduction potential (ORP)

PID reading = 0 PPM Sample @ 1415

Hach Field Test Kit Results

Nitrate (NO_3^-)		Soluble Iron (Fe^{2+})		Sulfate (SO_4^{2-})	

WELL PURGING-FIELD WATER QUALITY MEASUREMENTS FORM

Location (Site/Facility Name) Shore Health Chester River Hospital
Well Number MW-34 Date 9-14-22
Field Personnel D. Seaman
Sampling Organization GF
Identify MP North Side

Depth to 26 / 41 of screen (below MP) top bottom
Pump Intake at (ft. below MP) 32
Purging Device: (pump type) Monsoon
Total Volume Purged 10,000 mL

Clock Time 24 HR	Water Depth below MP ft	Pump Dial[1]	Purge Rate ml/min	Cum. Volume Purged liters	Temp. °C	Spec. Cond.[2] µS/cm	pH	ORP[3] mv	DO mg/L	Turbidity NTU	Comments
1340	26.45		400	0	20.55	.827	4.94	380	5.06	1.8	
1345	26.52		↓	2000	19.45	.850	4.78	410	4.96	6.6	
1350	26.52			4000	19.20	.862	4.76	431	4.36	1.1	
1355	26.52			6000	19.19	.849	4.75	436	4.16	2.7	
1400	26.52			8000	19.16	.843	4.76	436	4.14	1.9	
1405	26.52			10000	19.16	.839	4.76	437	4.05	1.9	
Stabilization Criteria					3%	3%	±0.1	±10 mv	10%	10%	

1. Pump dial setting (for example: hertz, cycles/min, etc).
2. µSiemens per cm(same as µmhos/cm)at 25°C.
3. Oxidation reduction potential (ORP)

Ambient Air OPPM Sample TIME 1410

Hach Field Test Kit Results					
Nitrate (NO_3^-)		Soluble Iron (Fe^{2+})		Sulfate (SO_4^{2-})	

WELL PURGING-FIELD WATER QUALITY MEASUREMENTS FORM

Location (Site/Facility Name) Shore Health Chester River Hospital
Well Number MW-35 Date 9/15/22
Field Personnel Chuck Drew S+S Tech
Sampling Organization Barnett Fleming
Identify MP North TOC

Depth to 28 / 43 of screen
(below MP) top bottom
Pump Intake at (ft. below MP) 35'
Purging Device; (pump type) Monsoon
Total Volume Purged 9 L

Clock Time 24 HR	Water Depth below MP ft	Pump Dial[1]	Purge Rate ml/min	Cum. Volume Purged liters	Temp. °C	Spec. Cond.[2] µS/cm	pH	ORP[3] mv	DO mg/L	Turbidity NTU	Comments
0851	28.10	-	300.	0	18.59	0.425	4.97	382	5.51	4.6	
0856	28.12	-	300	1500	18.17	0.435	4.76	410	6.85	0.1	
0901	28.12	-	300	3000	18.41	0.436	4.58	419	6.76	0.2	
0906	28.14	-	300	4500	18.59	0.439	4.87	410	6.61	0.3	
0911	28.14	-	300	6000	18.62	0.440	4.68	416	6.68	0.0	
0916	28.14	-	300	7500	18.70	0.441	4.63	422	6.56	0.0	
0921	28.14	-	300	9000	18.68	0.440	4.65	414	6.37	0.0	
Stabilization Criteria					3%	3%	±0.1	±10 mv	10%	10%	

1. Pump dial setting (for example: hertz, cycles/min, etc).
2. µSiemens per cm(same as µmhos/cm)at 25°C.
3. Oxidation reduction potential (ORP)

Sample @ 0925

Hach Field Test Kit Results					
Nitrate (NO_3^-)		Soluble Iron (Fe^{2+})		Sulfate (SO_4^{2-})	

WELL PURGING-FIELD WATER QUALITY MEASUREMENTS FORM

Location (Site/Facility Name) Shore Health Chester River Hospital
Well Number MW-37 Date 9/15/22
Field Personnel Garnett Fleming
Sampling Organization S&S Tech
Identify MP N. Side Casing

Depth to (below MP) 11 / 70 of screen (top / bottom) Well Size 4"
Pump Intake at (ft. below MP) 45
Purging Device; (pump type) monsoon pump
Total Volume Purged 9000 ml

Clock Time 24 HR	Water Depth below MP ft	Pump Dial[1]	Purge Rate ml/min	Cum. Volume Purged liters	Temp. °C	Spec. Cond.[2] µS/cm	pH	ORP[3] mv	DO mg/L	Turbidity NTU	Comments
0828	38.48	/	300	0	22.05	.630	5.88	164	1.82	6.8	
0833	38.60	/	300	1500	22.18	.653	6.39	-72	0.87	6.0	
0838	39.15	/	300	3000	20.38	.654	6.42	-96	0.76	2.7	
0843	38.82	/	300	4500	21.29	.655	6.34	-102	0.73	0.8	Adjusted Flow
0848	38.90	/	300	6000	22.24	.658	6.45	-129	0.71	2.8	
0853	38.90	/	300	7500	22.26	.660	6.52	-123	0.67	1.8	
0858	38.90	/	300	9000	21.74	.663	6.53	-126	0.62	0.9	
		/									
		/									
		/									
Stabilization Criteria					3%	3%	±0.1	±10 mv	10%	10%	

1. Pump dial setting (for example: hertz, cycles/min, etc).
2. µSiemens per cm(same as µmhos/cm)at 25°C.
3. Oxidation reduction potential (ORP)

PID Reading Ø PPM Sample @ 0903

Hach Field Test Kit Results

Nitrate (NO_3^-)	<2 mg/L	Soluble Iron (Fe^{2+})	5.25 mg/L	Sulfate (SO_4^{2-})	—

* Lab nitrate sample

WELL PURGING-FIELD WATER QUALITY MEASUREMENTS FORM

Location (Site/Facility Name) Shore Health Chester River Hospital
Well Number MW-43 Date 9/14/22
Field Personnel Garnett Fleming
Sampling Organization S&S Tech
Identify MP N. Side Casing

Depth to (below MP) 30 / 50 of screen (top / bottom) Well Size 2"
Pump Intake at (ft. below MP) 44
Purging Device; (pump type) monsoon pump
Total Volume Purged 9000 mL

Clock Time 24 HR	Water Depth below MP ft	Pump Dial[1]	Purge Rate ml/min	Cum. Volume Purged liters	Temp. °C	Spec. Cond.[2] µS/cm	pH	ORP[3] mv	DO mg/L	Turbidity NTU	Comments
1440	36.60		300	0	19.48	.479	5.13	267	0.48	74	
1445	37.42		300	1500	20.29	.460	5.05	260	0.38	57	
1450	37.42		300	3000	20.60	.474	5.10	243	0.32	19	
1455	37.42		300	4500	20.69	.475	5.09	238	0.31	14	
1500	37.42		300	6000	20.43	.471	5.07	234	0.30	9	
1505	37.42		300	7500	20.29	.471	5.10	229	0.30	13	
1510	37.42		300	9000	20.36	.472	5.09	231	0.30	11	
Stabilization Criteria					3%	3%	±0.1	±10 mv	10%	10%	

1. Pump dial setting (for example: hertz, cycles/min, etc).
2. µSiemens per cm(same as µmhos/cm)at 25°C.
3. Oxidation reduction potential (ORP)

PID Reading Ø PPM Sample @ 1515

Hach Field Test Kit Results

Nitrate (NO_3^-)		Soluble Iron (Fe^{2+})		Sulfate (SO_4^{2-})	

WELL PURGING-FIELD WATER QUALITY MEASUREMENTS FORM

Location (Site/Facility Name) Shore Health Chester River Hospital
Well Number MW-45 Date
Field Personnel K. Edwards STS tech
Sampling Organization GF
Identify MP North Side Well Casing

Depth to (below MP) 25.45 top bottom of screen 2"
Pump Intake at (ft. below MP) 37
Purging Device; (pump type) Monsoon Pump
Total Volume Purged 9000 mL

Clock Time 24 HR	Water Depth below MP ft	Pump Dial[1]	Purge Rate ml/min	Cum. Volume Purged liters	Temp. °C	Spec. Cond.[2] µS/cm	pH	ORP[3] mv	DO mg/L	Turbidity NTU	Comments
0730	29.97	—	300	0	17.56	.524	4.62	256	2.48	11.8	
0735	30.40	—	300	1500	17.49	.511	4.61	262	2.27	0.0	
0740	30.40	—	300	3000	17.50	.527	4.66	265	2.30	0.0	
0745	30.40	—	300	4500	17.69	.537	4.73	264	2.25	0.0	
0750	30.40	—	300	6000	17.77	.542	4.75	264	2.31	0.0	
0751	30.40	—	300	7500	17.75	.545	4.79	262	2.32	0.0	
0754	30.40	—	300	9000	17.74	.551	4.76	265	2.30	0.0	

Stabilization Criteria 3% 3% ±0.1 ±10 mv 10% 10%

1. Pump dial setting (for example: hertz, cycles/min, etc).
2. µSiemens per cm(same as µmhos/cm)at 25°C.
3. Oxidation reduction potential (ORP)

PID Reading = 0 PPm Sample @ 0757

Hach Field Test Kit Results

Nitrate (NO_3^-)		Soluble Iron (Fe^{2+})		Sulfate (SO_4^{2-})	

WELL PURGING-FIELD WATER QUALITY MEASUREMENTS FORM

Location (Site/Facility Name) Shore Health Chester River Hospital
Well Number MW-46 Date 9/15/22
Field Personnel K. Edwards S+S tech
Sampling Organization GT
Identify MP North Side well casing

Depth to 28 / 48 of screen (below MP) top bottom 2"
Pump Intake at (ft. below MP) 39
Purging Device; (pump type) monsoon pump
Total Volume Purged 7500 mL

Clock Time 24 HR	Water Depth below MP ft	Pump Dial[1]	Purge Rate ml/min	Cum. Volume Purged liters	Temp. °C	Spec. Cond.[2] µS/cm	pH	ORP[3] mv	DO mg/L	Turbidity NTU	Comments
0917	30.17	—	300	0	18.21	.744	6.29	-4	1.23	28.7	
0922	30.44	—	300	1500	18.44	.756	6.28	-14	1.12	12.0	
0927	30.44	—	300	3000	18.48	.795	6.30	-28	1.10	1.2	
0932	30.44	—	300	4500	18.43	.828	6.32	-41	1.22	0.0	
0937	30.47	—	300	6000	18.38	.825	6.32	-49	1.38	0.0	
0942	30.47	—	300	7500	18.35	.821	6.33	-57	1.36	0.0	
Stabilization Criteria					3%	3%	±0.1	±10 mv	10%	10%	

1. Pump dial setting (for example: hertz, cycles/min, etc).
2. µSiemens per cm(same as µmhos/cm)at 25°C.
3. Oxidation reduction potential (ORP)

PID Reading = 0 PPM Sample @ ~~0937~~ 0947

Hach Field Test Kit Results					
Nitrate (NO_3^-)		Soluble Iron (Fe^{2+})		Sulfate (SO_4^{2-})	

WELL PURGING-FIELD WATER QUALITY MEASUREMENTS FORM

Location (Site/Facility Name) Shore Health Chester River Hospital
Well Number MW-47 Date 9/15/22
Field Personnel K Edwards STS tech
Sampling Organization GF
Identify MP North Side Well casing

Depth to 30 / 50 of screen (below MP) top bottom
Pump Intake at (ft. below MP) 40
Purging Device; (pump type) monsoon pump
Total Volume Purged 7500

2"

Clock Time 24 HR	Water Depth below MP ft	Pump Dial[1]	Purge Rate ml/min	Cum. Volume Purged liters	Temp. °C	Spec. Cond.[2] µS/cm	pH	ORP[3] mv	DO mg/L	Turbidity NTU	Comments
1027	29.99	—	300	0	18.30	.716	6.15	-31	4.30	117	
1032	30.07	—	300	1500	18.12	.723	5.91	-16	1.89	106	
1037	30.15	—	300	3000	17.76	.746	5.91	-14	1.17	68.9	
1042	30.15	—	300	4500	17.72	.796	5.90	-13	1.14	40.6	
1047	30.15	—	300	6000	17.68	.790	5.90	-12	1.14	27.3	
1052 1052	30.15	—	300	7500	17.71	.792	5.91	-11	1.10	15.1	

Stabilization Criteria 3% 3% ±0.1 ±10 mv 10% 10%

1. Pump dial setting (for example: hertz, cycles/min, etc).
2. µSiemens per cm(same as µmhos/cm)at 25°C.
3. Oxidation reduction potential (ORP)

PID Reading = 0 PPm Sample @ 1057

Hach Field Test Kit Results

Nitrate (NO_3^-)		Soluble Iron (Fe^{2+})		Sulfate (SO_4^{2-})	

WELL PURGING-FIELD WATER QUALITY MEASUREMENTS FORM

Location (Site/Facility Name) Shore Health Chester River Hospital
Well Number MW-48 Date 9/14/22
Field Personnel Garnett Fleming
Sampling Organization S&S Tech
Identify MP N. Side Casing

Depth to (below MP) 25 / 55 of screen top bottom Well Size 2"
Pump Intake at (ft. below MP) 40
Purging Device; (pump type) monsoon pump
Total Volume Purged 9000 ml

Clock Time 24 HR	Water Depth below MP ft	Pump Dial[1]	Purge Rate ml/min	Cum. Volume Purged liters	Temp. °C	Spec. Cond.[2] µS/cm	pH	ORP[3] mv	DO mg/L	Turbidity NTU	Comments
1344	26.08	/	300	0	19.26	.341	4.73	281	8.37	1000	
1349	26.15	/	300	1500	18.61	.339	4.68	285	7.04	855	
1354	26.15	/	300	3000	18.61	.339	4.75	283	6.84	611	
1359	26.15	/	300	4500	18.55	.338	4.69	286	6.84	537	
1404	26.15	/	300	6000	18.64	.336	4.57	297	6.54	202	
1409	26.15	/	300	7500	18.53	.336	4.56	298	6.50	216	
1414	26.15	/	300	9000	18.55	.335	4.61	296	6.43	200	
		/									
		/									
		/									
Stabilization Criteria					3%	3%	±0.1	±10 mv	10%	10%	

1. Pump dial setting (for example: hertz, cycles/min, etc).
2. µSiemens per cm(same as µmhos/cm)at 25°C.
3. Oxidation reduction potential (ORP)

PID Reading Ø PPM Sample @ 1419

Hach Field Test Kit Results					
Nitrate (NO_3^-)		Soluble Iron (Fe^{2+})		Sulfate (SO_4^{2-})	

WELL PURGING-FIELD WATER QUALITY MEASUREMENTS FORM

Location (Site/Facility Name) Shore Health Chester River Hospital
Well Number MW-49 Date 9-14-22
Field Personnel D. Seaman
Sampling Organization GF
Identify MP North Side

Depth to 20 / 55 of screen
(below MP) top bottom
Pump Intake at (ft. below MP) 40'
Purging Device; (pump type) Monsoon
Total Volume Purged 7,500 mL

Clock Time 24 HR	Water Depth below MP ft	Pump Dial[1]	Purge Rate ml/min	Cum. Volume Purged liters	Temp. °C	Spec. Cond.[2] µS/cm	pH	ORP[3] mv	DO mg/L	Turbidity NTU	Comments
1150	25.65		300	0	19.53	.256	5.07	332	5.03	1000+	
1155	25.74			1500	18.13	.264	4.91	364	4.29	511	
1200	25.74			3000	18.08	.265	4.91	365	3.99	237	
1205	25.74			4500	17.92	.265	4.92	373	3.87	230	
1210	25.74			6000	17.95	.264	4.92	377	3.83	216	
1215	25.74			7500	17.97	.264	4.92	380	3.79	212	
Stabilization Criteria					3%	3%	±0.1	±10 mv	10%	10%	

1. Pump dial setting (for example: hertz, cycles/min, etc).
2. µSiemens per cm(same as µmhos/cm)at 25°C.
3. Oxidation reduction potential (ORP)

Ambient Air 0 ppm Sample TIME 1220

Hach Field Test Kit Results					
Nitrate (NO_3^-)		Soluble Iron (Fe^{2+})		Sulfate (SO_4^{2-})	

WELL PURGING-FIELD WATER QUALITY MEASUREMENTS FORM

Location (Site/Facility Name) Shore Health Chester River Hospital
Well Number MW-50 Date 9-14-22
Field Personnel D. Seaman
Sampling Organization GF
Identify MP North Side

Depth to 25 / 55 of screen
(below MP) top bottom
Pump Intake at (ft. below MP) 40
Purging Device; (pump type) Monsoon
Total Volume Purged 10,500 mL

Clock Time 24 HR	Water Depth below MP ft	Pump Dial[1]	Purge Rate ml/min	Cum. Volume Purged liters	Temp. °C	Spec. Cond.[2] µS/cm	pH	ORP[3] mv	DO mg/L	Turbidity NTU	Comments
1100	25.70		300	0	18.71	.254	4.91	382	4.08	1000+	
1105	25.76			1500	18.63	.239	4.80	379	3.68	1000+	
1110	25.76			3000	18.76	.241	4.87	369	3.54	1000+	
1115	25.76			4500	18.63	.238	4.88	375	3.61	591	
1120	25.76			6000	18.61	.238	4.85	382	3.63	386	
1125	25.76			7500	18.59	.237	4.83	387	3.52	240	
1130	25.76			9000	18.45	.237	4.88	385	3.46	237	
1135	25.76			10500	18.50	.238	4.89	382	3.43	241	
Stabilization Criteria					3%	3%	±0.1	±10 mv	10%	10%	

1. Pump dial setting (for example: hertz, cycles/min, etc).
2. µSiemens per cm(same as µmhos/cm)at 25°C.
3. Oxidation reduction potential (ORP)

Ambient Air 0PPM

Sample TIME 1140

Hach Field Test Kit Results

Nitrate (NO_3^-)		Soluble Iron (Fe^{2+})		Sulfate (SO_4^{2-})	

WELL PURGING-FIELD WATER QUALITY MEASUREMENTS FORM

Location (Site/Facility Name) Shore Health Chester River Hospital
Well Number MW-51 Date 9/15/22
Field Personnel Garnett Fleming
Sampling Organization Sas Tech
Identify MP N. Side Casing

Depth to 39 / 59 of screen (below MP) top bottom
Well Size 2"
Pump Intake at (ft. below MP) 55
Purging Device; (pump type) monsoon pump
Total Volume Purged

Clock Time 24 HR	Water Depth below MP ft	Pump Dial[1]	Purge Rate ml/min	Cum. Volume Purged liters	Temp. °C	Spec. Cond.[2] µS/cm	pH	ORP[3] mv	DO mg/L	Turbidity NTU	Comments
0735	48.65		400	0	19.75	.491	4.91	274	4.93	124	
0740	48.85		400	2,000	18.63	.520	4.97	273	5.30	112	
0745	48.86		400	4,000	18.97	.533	4.93	271	5.71	37	
0750	48.86		400	6,000	18.93	.537	4.94	266	6.07	18	
0755	48.86		400	8,000	19.01	.536	4.97	261	5.93	0.0	
0800	48.86		400	10,000	19.07	.535	4.96	259	5.89	0.0	
Stabilization Criteria					3%	3%	±0.1	±10 mv	10%	10%	

1. Pump dial setting (for example: hertz, cycles/min, etc).
2. µSiemens per cm(same as µmhos/cm)at 25°C.
3. Oxidation reduction potential (ORP)

PID Reading Ø PPM Sample @ 0805

Hach Field Test Kit Results

Nitrate (NO_3^-)	5 mg/L	Soluble Iron (Fe^{2+})	0.75 mg/L	Sulfate (SO_4^{2-})	—

*Lab nitrate sample

WELL PURGING-FIELD WATER QUALITY MEASUREMENTS FORM

Location (Site/Facility Name) Shore Health Chester River Hospital
Well Number MW-57 Date 9/15/22
Field Personnel Chuck Drew S+S Tech
Sampling Organization Gannett Fleming
Identify MP North TOC

Depth to 30 / 50 of screen
(below MP) top bottom
Pump Intake at (ft. below MP) 43 4"
Purging Device; (pump type) Monsoon
Total Volume Purged 9 L

Clock Time 24 HR	Water Depth below MP ft	Pump Dial[1]	Purge Rate ml/min	Cum. Volume Purged liters	Temp. °C	Spec. Cond.[2] µS/cm	pH	ORP[3] mv	DO mg/L	Tur-bidity NTU	Comments
0758	36.20	-	300 ml	0	20.54	0.413	4.64	367	5.40	7.9	
0803	36.24	-	300 ml	1500	19.91	0.355	4.78	377	4.78	2.5	
0808	36.25	-	300 ml	3000	19.84	0.350	4.81	379	4.44	2.1	
0813	36.25	-	300 ml	4500	19.55	0.347	4.86	376	5.07	0.0	
0818	36.25	-	300 ml	6000	19.46	0.348	4.83	380	4.69	0.0	
0823	36.25	-	300 ml	7500	19.42	0.346	4.85	386	4.91	0.0	
0828	36.25	-	300 ml	9000	19.38	0.345	4.87	387	4.78	0.0	
Stabilization Criteria					3%	3%	±0.1	±10 mv	10%	10%	

1. Pump dial setting (for example: hertz, cycles/min, etc).
2. µSiemens per cm(same as µmhos/cm)at 25°C.
3. Oxidation reduction potential (ORP)

Sample @ 0830

Hach Field Test Kit Results					
Nitrate (NO_3^-)		Soluble Iron (Fe^{2+})		Sulfate (SO_4^{2-})	

WELL PURGING-FIELD WATER QUALITY MEASUREMENTS FORM

Location (Site/Facility Name) Shore Health Chester River Hospital
Well Number MW-54 Date 9/15/22
Field Personnel K. Edwards STS tech
Sampling Organization GF
Identify MP North Side well casing

Depth to (below MP) 27 top / 47 bottom of screen
Pump Intake at (ft. below MP) 41
Purging Device; (pump type) mon Soon Pump
Total Volume Purged 10 000 mL

Clock Time 24 HR	Water Depth below MP ft	Pump Dial[1]	Purge Rate ml/min	Cum. Volume Purged liters	Temp. °C	Spec. Cond.[2] µS/cm	pH	ORP[3] mv	DO mg/L	Turbidity NTU	Comments
1224	32.39	—	400	0	23.78	1.21	5.82	22	1.44	7.7	
1229	32.76	—	400	2000	22.92	1.15	5.70	13	1.10	4.4	
1234	32.85	—	400	4000	22.76	1.14	5.50	17	1.12	5.5	
1239	32.85	—	400	6000	22.60	1.12	5.33	23	0.97	5.2	
1244	32.85	—	400	8000	22.50	1.15	5.31	36	0.94	3.6	
1249	32.85	—	400	10000	22.51	1.12	5.30	37	0.45	2.1	
Stabilization Criteria					3%	3%	±0.1	±10 mv	10%	10%	

1. Pump dial setting (for example: hertz, cycles/min. etc).
2. µSiemens per cm(same as µmhos/cm)at 25°C.
3. Oxidation reduction potential (ORP)

PID reading = 0 PPM Sample @ 1254

Hach Field Test Kit Results					
Nitrate (NO_3^-)		Soluble Iron (Fe^{2+})		Sulfate (SO_4^{2-})	

WELL PURGING-FIELD WATER QUALITY MEASUREMENTS FORM

Location (Site/Facility Name) Shore Health Chester River Hospital
Well Number MW-5L Date 9/15/22
Field Personnel Chuck Drew STS Tech
Sampling Organization Gannett Fleming
Identify MP North TOC

Depth to 22 / 42 of screen
(below MP) top bottom
Pump Intake at (ft. below MP) 32
Purging Device; (pump type) Monsoon
Total Volume Purged 9L

Clock Time 24 HR	Water Depth below MP ft	Pump Dial[1]	Purge Rate ml/min	Cum. Volume Purged liters	Temp. °C	Spec. Cond.[2] µS/cm	pH	ORP[3] mv	DO mg/L	Tur-bidity NTU	Comments
0948	27.85	-	300	0	19.48	0.617	4.65	392	6.24	0.0	
0953	27.94	-	300	1500	19.67	0.614	4.50	415	6.46	0.0	
0958	27.94	-	300	3000	20.10	0.615	4.66	413	5.74	0.0	
1003	27.94	-	300	4500	19.47	0.616	4.68	418	5.43	0.0	
1008	27.94	-	300	6000	19.85	0.619	4.53	428	4.81	0.0	
1013	27.94	-	300	7500	19.98	0.619	4.55	423	4.58	0.0	
1018	27.94	-	300	9000	19.74	0.618	4.60	419	4.50	0.0	
Stabilization Criteria					3%	3%	±0.1	±10 mv	10%	10%	

1. Pump dial setting (for example: hertz, cycles/min, etc).
2. µSiemens per cm(same as µmhos/cm)at 25°C.
3. Oxidation reduction potential (ORP)

Sample @ 1025

Hach Field Test Kit Results					
Nitrate (NO_3^-)		Soluble Iron (Fe^{2+})		Sulfate (SO_4^{2-})	

WELL PURGING-FIELD WATER QUALITY MEASUREMENTS FORM

Location (Site/Facility Name) Shore Health Chester River Hospital
Well Number ~~[illegible]~~ S-1 Date 9/14/22
Field Personnel K. Edwards Sts tech
Sampling Organization Gf
Identify MP North Side Well Casing

Depth to (below MP) 23 / 38 of screen 4"
top bottom
Pump Intake at (ft. below MP) 33
Purging Device; (pump type) monsoon pump
Total Volume Purged 7500

Clock Time 24 HR	Water Depth below MP ft	Pump Dial[1]	Purge Rate ml/min	Cum. Volume Purged liters	Temp. °C	Spec. Cond.[2] µS/cm	pH	ORP[3] mv	DO mg/L	Tur-bidity NTU	Comments
1240	26.51	/	300	0	20.14	.738	4.48	306	6.49	0.4	
1245	26.74	/	300	1500	17.10	.764	4.33	315	6.28	0.1	
1250	26.74	/	300	3000	16.93	.768	4.35	316	6.13	0.0	
1255	26.74	/	300	4500	17.02	.769	4.35	317	6.13	0.0	
1300	26.74	/	300	6000	16.85	.773	4.30	320	6.20	0.0	
1305	26.74	/	300	7500	16.83	.772	4.29	322	6.17	0.0	
		/									
Stabilization Criteria					3%	3%	±0.1	±10 mv	10%	10%	

1. Pump dial setting (for example: hertz, cycles/min, etc).
2. µSiemens per cm(same as µmhos/cm)at 25°C.
3. Oxidation reduction potential (ORP)

PID reading = 0 PPM Sampled 1310

Hach Field Test Kit Results					
Nitrate (NO_3^-)		Soluble Iron (Fe^{2+})		Sulfate (SO_4^{2-})	

WELL PURGING-FIELD WATER QUALITY MEASUREMENTS FORM

Location (Site/Facility Name) Shore Health Chester River Hospital
Well Number S-2 Date 10/14/22
Field Personnel Garrett Fleming
Sampling Organization S&S Tech
Identify MP N. Side Casing

Depth to (below MP) 23 / 38 of screen (top / bottom) Well Size 4"
Pump Intake at (ft. below MP) 30
Purging Device; (pump type) monsoon pump
Total Volume Purged 10,000 ml

Clock Time 24 HR	Water Depth below MP ft	Pump Dial[1]	Purge Rate ml/min	Cum. Volume Purged liters	Temp. "C	Spec. Cond.[2] µS/cm	pH	ORP[3] mv	DO mg/L	Turbidity NTU	Comments
1240	26.45		400	0	18.85	.461	4.66	268	7.04	1.9	
1245	26.80		400	2,000	18.28	.477	4.63	265	6.84	1.5	
1250	26.80		400	4,000	19.01	.463	4.60	263	6.79	1.2	
1255	26.62		400	6,000	19.13	.460	4.60	262	6.79	1.0	
1300	26.62		400	8,000	19.03	.457	4.62	260	6.80	1.4	
1305	26.62		400	10,000	19.11	.456	4.62	256	6.78	1.2	

Stabilization Criteria 3% 3% ±0.1 ±10 mv 10% 10%

1. Pump dial setting (for example: hertz, cycles/min, etc).
2. µSiemens per cm(same as µmhos/cm)at 25°C.
3. Oxidation reduction potential (ORP)

PID Reading Ø PPM Sample @ 1310

Hach Field Test Kit Results

Nitrate (NO_3^-)		Soluble Iron (Fe^{2+})		Sulfate (SO_4^{2-})	

WELL PURGING-FIELD WATER QUALITY MEASUREMENTS FORM

Location (Site/Facility Name) Shore Health Chester River Hospital
Well Number S-3 Date 9/14/22
Field Personnel Garnett Fleming
Sampling Organization S&S Tech
Identify MP N. Side Casing

Depth to (below MP) top 23 bottom 38 of screen
Well Size 4"
Pump Intake at (ft. below MP) 30
Purging Device; (pump type) monsoon pump
Total Volume Purged

Clock Time 24 HR	Water Depth below MP ft	Pump Dial[1]	Purge Rate ml/min	Cum. Volume Purged liters	Temp. °C	Spec. Cond.[2] µS/cm	pH	ORP[3] mv	DO mg/L	Turbidity NTU	Comments
1142	26.63		400	0	17.60	.352	4.66	280	7.38	0.6	
1147	26.82		400	2000	17.13	.349	4.62	280	6.90	0.0	
1152	26.83		400	4000	17.11	.346	4.70	280	6.93	0.0	
1157	26.83		400	6000	17.16	.344	4.70	282	6.92	0.0	
1202	26.83		400	8000	17.16	.343	4.69	283	6.92	0.0	
1207	26.83		400	10000	17.19	.343	4.70	283	6.91	0.0	
Stabilization Criteria					3%	3%	±0.1	±10 mv	10%	10%	

1. Pump dial setting (for example: hertz, cycles/min, etc).
2. µSiemens per cm(same as µmhos/cm)at 25°C.
3. Oxidation reduction potential (ORP)

PID Reading Ø PPM Sample @ 1212

Hach Field Test Kit Results					
Nitrate (NO_3^-)		Soluble Iron (Fe^{2+})		Sulfate (SO_4^{2-})	

Appendix C

Laboratory Analytical Reports for July, August, and September 2022

PHASE
SEPARATION
SCIENCE

6630 Baltimore National Pike
Baltimore, MD 21228
410-747-8770
800-932-9047
www.phaseonline.com

Certificate of Analysis

Project Name: Chester River Hospital Center
PSS Project No.: 22071424

July 21, 2022

Steve Slatnick
Gannett Fleming, Inc.
7133 Rutherford Road, Suite 300
Baltimore, MD 21244

Reference: PSS Project No: **22071424**
Project Name: Chester River Hospital Center
Project Location: Chestertown, MD
Project ID.: 67688

Dear Steve Slatnick:

This report includes the analytical results from the analyses performed on the samples received under the project name referenced above and identified with the Phase Separation Science (PSS) Project number(s) **22071424**.

All work reported herein has been performed in accordance with current NELAP standards, referenced methodologies, PSS Standard Operating Procedures and the PSS Quality Assurance Manual unless otherwise noted in the Case Narrative Summary. PSS is limited in liability to the actual cost of the sample analysis done.

PSS reserves the right to return any unused samples, extracts or related solutions. Otherwise, the samples are scheduled for disposal, without any further notice, on August 18, 2022, with the exception of air canisters which are cleaned immediately following analysis. This includes any samples that were received with a request to be held but lacked a specific hold period. It is your responsibility to provide a written request defining a specific disposal date if additional storage is required. Upon receipt, the request will be acknowledged by PSS, thus extending the storage period.

This report shall not be reproduced except in full, without the written approval of an authorized PSS representative. A copy of this report will be retained by PSS for at least 5 years, after which time it will be disposed of without further notice, unless prior arrangements have been made.

We thank you for selecting Phase Separation Science, Inc. to serve your analytical needs. If you have any questions concerning this report, do not hesitate to contact us at 410-747-8770 or info@phaseonline.com.

Sincerely,

Dan Prucnal
Laboratory Manager

PHASE SEPARATION SCIENCE

6630 Baltimore National Pike
Baltimore, MD 21228
410-747-8770
800-932-9047
www.phaseonline.com

Explanation of Qualifiers

Project Name: Chester River Hospital Center
PSS Project No.: 22071424

Project ID: 67688

The following samples were received under chain of custody by Phase Separation Science (PSS) on 07/14/2022 at 05:00 pm

PSS Sample ID	Sample ID	Matrix	Date/Time Collected
22071424-001	MW-18	GROUND WATER	07/13/22 10:46
22071424-002	MW-29	GROUND WATER	07/13/22 09:54
22071424-003	S-1	GROUND WATER	07/13/22 11:35
22071424-004	MW-23	GROUND WATER	07/13/22 12:27
22071424-005	S-3	GROUND WATER	07/13/22 12:45
22071424-006	MW-28	GROUND WATER	07/13/22 13:25
22071424-007	S-2	GROUND WATER	07/13/22 14:40
22071424-008	MW-25	GROUND WATER	07/13/22 13:15
22071424-009	MW-16	GROUND WATER	07/13/22 14:04
22071424-010	Trip Blank	GROUND WATER	07/13/22 00:00
22071424-011	MW-50	GROUND WATER	07/13/22 15:25
22071424-012	MW-17	GROUND WATER	07/14/22 08:04
22071424-013	MW-15	GROUND WATER	07/14/22 08:51
22071424-014	MW-51	GROUND WATER	07/14/22 09:00
22071424-015	MW-24	GROUND WATER	07/14/22 08:00
22071424-016	MW-52	GROUND WATER	07/14/22 11:00
22071424-017	MW-37	GROUND WATER	07/14/22 10:00
22071424-018	MW-49	GROUND WATER	07/14/22 09:56
22071424-019	MW-48	GROUND WATER	07/14/22 10:56
22071424-020	MW-33	GROUND WATER	07/14/22 13:10
22071424-021	MW-34	GROUND WATER	07/14/22 12:30
22071424-022	MW-9	GROUND WATER	07/14/22 12:40
22071424-023	MW-43	GROUND WATER	07/14/22 13:35
22071424-024	MW-35	GROUND WATER	07/14/22 13:50
22071424-025	MW-56	GROUND WATER	07/14/22 14:35
22071424-026	MW-10R	GROUND WATER	07/14/22 14:30

Please reference the Chain of Custody and Sample Receipt Checklist for specific container counts and preservatives. Any sample conditions not in compliance with sample acceptance criteria are described in Case Narrative Summary.

PHASE SEPARATION SCIENCE

6630 Baltimore National Pike
Baltimore, MD 21228
410-747-8770
800-932-9047
www.phaseonline.com

Explanation of Qualifiers

Project Name: Chester River Hospital Center

PSS Project No.: 22071424

Notes:

1. The presence of a common laboratory contaminant such as methylene chloride may be considered a possible laboratory artifact. Where observed, appropriate consideration of data should be taken.
2. Unless otherwise noted in the case narrative, results are reported on a dry weight basis with the exception of pH, flashpoint, moisture, and paint filter test.
3. Drinking water samples collected for the purpose of compliance with SDWA may not be suitable for their intended use unless collected by a certified sampler [COMAR 26.08.05.07.C.2].
4. The analyses of 1,2-dibromo-3-chloropropane (DBCP) and 1,2-dibromoethane (EDB) by EPA 524.2 and calcium, magnesium, sodium and iron by EPA 200.8 are not currently promulgated for use in testing to meet the Safe Drinking Water Act and as such cannot be used for compliance purposes. The listings of the current promulgated methods for testing in compliance with the Safe Drinking Water Act can be found in the 40 CFR part 141.1, for the primary drinking water contaminates, and part 141.3, for the secondary drinking water contaminates.
5. Sample prepared under EPA 3550C with concentrations greater than 20 mg/Kg should employ the microtip extraction procedure if required to meet data quality objectives.
6. The analysis of acrolein by EPA 624 must be analyzed within three days of sampling unless pH is adjusted to 4-5 units [40 CFR part 136.3(e)].
7. Method 180.1, The Determination of Turbidity by Nephelometry, recommends samples over 40 NTU be diluted until the turbidity falls below 40 units. Routine samples over 40 NTU may not be diluted as long as the data quality objectives are not affected.
8. Alkalinity results analyzed by EPA 310.2 that are reported by dilution are estimated and are not in compliance with method requirements.

Standard Flags/Abbreviations:

B	A target analyte or common laboratory contaminant was identified in the method blank. Its presence indicates possible field or laboratory contamination.
C	Results Pending Final Confirmation.
E	The data exceeds the upper calibration limit; therefore, the concentration is reported as estimated.
Fail	The result exceeds the regulatory level for Toxicity Characteristic (TCLP) as cited in 40 CFR 261.24 Table 1.
J	The target analyte was positively identified below the reporting limit but greater than the MDL.
MDL	This is the Laboratory Method Detection Limit which is equivalent to the Limit of Detection (LOD). The LOD is the minimum result, which can be reliably discriminated from a blank with a predetermined confidence level. This value will remain constant across multiple similar instrumentation and among different analysts. An LOD is analyte and matrix specific. instrumentation and among different analysts. An LOD is analyte and matrix specific.
ND	Not Detected at or above the reporting limit.
RL	PSS Reporting Limit.
U	Not detected.

Certifications:

NELAP Certifications: PA 68-03330, VA 460156
State Certifications: MD 179, WV 303
Regulated Soil Permit: P330-12-00268
NSWC USCG Accepted Laboratory
LDBE MWAA LD1997-0041-2015

PHASE SEPARATION SCIENCE

6630 Baltimore National Pike
Baltimore, MD 21228
410-747-8770
800-932-9047
www.phaseonline.com

Certificate of Analysis

Project Name: Chester River Hospital Center
PSS Project No.: 22071424

Sample ID: MW-18 **Date/Time Sampled: 07/13/2022 10:46** **PSS Sample ID: 22071424-001**
Matrix: GROUND WATER **Date/Time Received: 07/14/2022 17:00**

Total Petroleum Hydrocarbons - DRO Analytical Method: SW-846 8015C DRO Preparation Method: SW3510C

	Result	Units	RL	Flag	Dil	Prepared	Analyzed	Analyst
TPH-DRO (Diesel Range Organics)	ND	mg/L	0.10		1	07/18/22	07/18/22 13:28	1070
Surrogate(s)	***Recovery***		***Limits***					
o-Terphenyl	*74*	*%*	*52-100*		*1*	*07/18/22*	*07/18/22 13:28*	*1070*

TCL Volatiles plus Oxygenates Analytical Method: SW-846 8260 D Preparation Method: SW5030B

Qualifier(s): See Batch 195650 on Case Narrative.

	Result	Units	RL	Flag	Dil	Prepared	Analyzed	Analyst
Acetone	ND	ug/L	5.0		1	07/18/22	07/18/22 11:41	1011
tert-Amyl alcohol	ND	ug/L	5.0		1	07/18/22	07/18/22 11:41	1011
tert-Amyl ethyl ether	ND	ug/L	1.0		1	07/18/22	07/18/22 11:41	1011
tert-Amyl methyl ether	ND	ug/L	1.0		1	07/18/22	07/18/22 11:41	1011
Benzene	ND	ug/L	1.0		1	07/18/22	07/18/22 11:41	1011
Bromochloromethane	ND	ug/L	1.0		1	07/18/22	07/18/22 11:41	1011
Bromodichloromethane	ND	ug/L	1.0		1	07/18/22	07/18/22 11:41	1011
Bromoform	ND	ug/L	1.0		1	07/18/22	07/18/22 11:41	1011
Bromomethane	ND	ug/L	1.0		1	07/18/22	07/18/22 11:41	1011
tert-Butyl alcohol	ND	ug/L	5.0		1	07/18/22	07/18/22 11:41	1011
2-Butanone (MEK)	ND	ug/L	5.0		1	07/18/22	07/18/22 11:41	1011
tert-Butyl ethyl ether	ND	ug/L	1.0		1	07/18/22	07/18/22 11:41	1011
Carbon Disulfide	ND	ug/L	1.0		1	07/18/22	07/18/22 11:41	1011
Carbon tetrachloride	ND	ug/L	1.0		1	07/18/22	07/18/22 11:41	1011
Chlorobenzene	ND	ug/L	1.0		1	07/18/22	07/18/22 11:41	1011
Chloroethane	ND	ug/L	1.0		1	07/18/22	07/18/22 11:41	1011
Chloroform	ND	ug/L	1.0		1	07/18/22	07/18/22 11:41	1011
Chloromethane	ND	ug/L	1.0		1	07/18/22	07/18/22 11:41	1011
Cyclohexane	ND	ug/L	1.0		1	07/18/22	07/18/22 11:41	1011
1,2-Dibromo-3-chloropropane	ND	ug/L	1.0		1	07/18/22	07/18/22 11:41	1011
Dibromochloromethane	ND	ug/L	1.0		1	07/18/22	07/18/22 11:41	1011
1,2-Dibromoethane	ND	ug/L	1.0		1	07/18/22	07/18/22 11:41	1011
1,2-Dichlorobenzene	ND	ug/L	1.0		1	07/18/22	07/18/22 11:41	1011
1,3-Dichlorobenzene	ND	ug/L	1.0		1	07/18/22	07/18/22 11:41	1011
Dichlorodifluoromethane	ND	ug/L	1.0		1	07/18/22	07/18/22 11:41	1011
1,4-Dichlorobenzene	ND	ug/L	1.0		1	07/18/22	07/18/22 11:41	1011
1,1-Dichloroethane	ND	ug/L	1.0		1	07/18/22	07/18/22 11:41	1011

PHASE SEPARATION SCIENCE

6630 Baltimore National Pike
Baltimore, MD 21228
410-747-8770
800-932-9047
www.phaseonline.com

Certificate of Analysis

Project Name: Chester River Hospital Center
PSS Project No.: 22071424

Sample ID: MW-18 **Date/Time Sampled: 07/13/2022 10:46** **PSS Sample ID: 22071424-001**
Matrix: GROUND WATER **Date/Time Received: 07/14/2022 17:00**

TCL Volatiles plus Oxygenates Analytical Method: SW-846 8260 D Preparation Method: SW5030B

Qualifier(s): See Batch 195650 on Case Narrative.

	Result	Units	RL	Flag	Dil	Prepared	Analyzed	Analyst
1,2-Dichloroethane	ND	ug/L	1.0		1	07/18/22	07/18/22 11:41	1011
cis-1,2-Dichloroethene	ND	ug/L	1.0		1	07/18/22	07/18/22 11:41	1011
1,1-Dichloroethene	ND	ug/L	1.0		1	07/18/22	07/18/22 11:41	1011
1,2-Dichloropropane	ND	ug/L	1.0		1	07/18/22	07/18/22 11:41	1011
cis-1,3-Dichloropropene	ND	ug/L	1.0		1	07/18/22	07/18/22 11:41	1011
trans-1,3-Dichloropropene	ND	ug/L	1.0		1	07/18/22	07/18/22 11:41	1011
trans-1,2-Dichloroethene	ND	ug/L	1.0		1	07/18/22	07/18/22 11:41	1011
Diisopropyl ether	ND	ug/L	1.0		1	07/18/22	07/18/22 11:41	1011
Ethylbenzene	ND	ug/L	1.0		1	07/18/22	07/18/22 11:41	1011
2-Hexanone (MBK)	ND	ug/L	5.0		1	07/18/22	07/18/22 11:41	1011
Isopropylbenzene	ND	ug/L	1.0		1	07/18/22	07/18/22 11:41	1011
Methyl Acetate	ND	ug/L	1.0		1	07/18/22	07/18/22 11:41	1011
Methylcyclohexane	ND	ug/L	1.0		1	07/18/22	07/18/22 11:41	1011
Methylene chloride	ND	ug/L	1.0		1	07/18/22	07/18/22 11:41	1011
4-Methyl-2-Pentanone (MIBK)	ND	ug/L	5.0		1	07/18/22	07/18/22 11:41	1011
Methyl-t-Butyl Ether	ND	ug/L	1.0		1	07/18/22	07/18/22 11:41	1011
Naphthalene	ND	ug/L	1.0		1	07/18/22	07/18/22 11:41	1011
Styrene	ND	ug/L	1.0		1	07/18/22	07/18/22 11:41	1011
1,1,2,2-Tetrachloroethane	ND	ug/L	1.0		1	07/18/22	07/18/22 11:41	1011
Tetrachloroethene	ND	ug/L	1.0		1	07/18/22	07/18/22 11:41	1011
Toluene	ND	ug/L	1.0		1	07/18/22	07/18/22 11:41	1011
1,2,3-Trichlorobenzene	ND	ug/L	1.0		1	07/18/22	07/18/22 11:41	1011
1,2,4-Trichlorobenzene	ND	ug/L	1.0		1	07/18/22	07/18/22 11:41	1011
1,1,1-Trichloroethane	ND	ug/L	1.0		1	07/18/22	07/18/22 11:41	1011
Trichloroethene	ND	ug/L	1.0		1	07/18/22	07/18/22 11:41	1011
1,1,2-Trichloroethane	ND	ug/L	1.0		1	07/18/22	07/18/22 11:41	1011
Trichlorofluoromethane	ND	ug/L	1.0		1	07/18/22	07/18/22 11:41	1011
1,1,2-Trichlorotrifluoroethane	ND	ug/L	1.0		1	07/18/22	07/18/22 11:41	1011
Vinyl chloride	ND	ug/L	1.0		1	07/18/22	07/18/22 11:41	1011
m&p-Xylene	ND	ug/L	2.0		1	07/18/22	07/18/22 11:41	1011
o-Xylene	ND	ug/L	1.0		1	07/18/22	07/18/22 11:41	1011

Surrogate(s)	*Recovery*		*Limits*				
4-Bromofluorobenzene	*102*	*%*	*88-120*		*1*	*07/18/22*	*07/18/22 11:41*	*1011*
Dibromofluoromethane	*100*	*%*	*92-107*		*1*	*07/18/22*	*07/18/22 11:41*	*1011*
Toluene-D8	*101*	*%*	*95-106*		*1*	*07/18/22*	*07/18/22 11:41*	*1011*

PHASE SEPARATION SCIENCE

6630 Baltimore National Pike
Baltimore, MD 21228
410-747-8770
800-932-9047
www.phaseonline.com

Certificate of Analysis

Project Name: Chester River Hospital Center
PSS Project No.: 22071424

Sample ID: MW-29 **Date/Time Sampled: 07/13/2022 09:54** **PSS Sample ID: 22071424-002**
Matrix: GROUND WATER **Date/Time Received: 07/14/2022 17:00**

Total Petroleum Hydrocarbons - DRO Analytical Method: SW-846 8015C DRO Preparation Method: SW3510C

	Result	Units	RL	Flag	Dil	Prepared	Analyzed	Analyst
TPH-DRO (Diesel Range Organics)	ND	mg/L	0.10		1	07/18/22	07/18/22 13:53	1070
Surrogate(s)	***Recovery***		***Limits***					
o-Terphenyl	*89*	*%*	*52-100*		*1*	*07/18/22*	*07/18/22 13:53*	*1070*

TCL Volatiles plus Oxygenates Analytical Method: SW-846 8260 D Preparation Method: SW5030B

Qualifier(s): See Batch 195650 on Case Narrative.

	Result	Units	RL	Flag	Dil	Prepared	Analyzed	Analyst
Acetone	ND	ug/L	5.0		1	07/18/22	07/18/22 12:04	1011
tert-Amyl alcohol	ND	ug/L	5.0		1	07/18/22	07/18/22 12:04	1011
tert-Amyl ethyl ether	ND	ug/L	1.0		1	07/18/22	07/18/22 12:04	1011
tert-Amyl methyl ether	ND	ug/L	1.0		1	07/18/22	07/18/22 12:04	1011
Benzene	ND	ug/L	1.0		1	07/18/22	07/18/22 12:04	1011
Bromochloromethane	ND	ug/L	1.0		1	07/18/22	07/18/22 12:04	1011
Bromodichloromethane	ND	ug/L	1.0		1	07/18/22	07/18/22 12:04	1011
Bromoform	ND	ug/L	1.0		1	07/18/22	07/18/22 12:04	1011
Bromomethane	ND	ug/L	1.0		1	07/18/22	07/18/22 12:04	1011
tert-Butyl alcohol	ND	ug/L	5.0		1	07/18/22	07/18/22 12:04	1011
2-Butanone (MEK)	ND	ug/L	5.0		1	07/18/22	07/18/22 12:04	1011
tert-Butyl ethyl ether	ND	ug/L	1.0		1	07/18/22	07/18/22 12:04	1011
Carbon Disulfide	ND	ug/L	1.0		1	07/18/22	07/18/22 12:04	1011
Carbon tetrachloride	ND	ug/L	1.0		1	07/18/22	07/18/22 12:04	1011
Chlorobenzene	ND	ug/L	1.0		1	07/18/22	07/18/22 12:04	1011
Chloroethane	ND	ug/L	1.0		1	07/18/22	07/18/22 12:04	1011
Chloroform	ND	ug/L	1.0		1	07/18/22	07/18/22 12:04	1011
Chloromethane	ND	ug/L	1.0		1	07/18/22	07/18/22 12:04	1011
Cyclohexane	ND	ug/L	1.0		1	07/18/22	07/18/22 12:04	1011
1,2-Dibromo-3-chloropropane	ND	ug/L	1.0		1	07/18/22	07/18/22 12:04	1011
Dibromochloromethane	ND	ug/L	1.0		1	07/18/22	07/18/22 12:04	1011
1,2-Dibromoethane	ND	ug/L	1.0		1	07/18/22	07/18/22 12:04	1011
1,2-Dichlorobenzene	ND	ug/L	1.0		1	07/18/22	07/18/22 12:04	1011
1,3-Dichlorobenzene	ND	ug/L	1.0		1	07/18/22	07/18/22 12:04	1011
Dichlorodifluoromethane	ND	ug/L	1.0		1	07/18/22	07/18/22 12:04	1011
1,4-Dichlorobenzene	ND	ug/L	1.0		1	07/18/22	07/18/22 12:04	1011
1,1-Dichloroethane	ND	ug/L	1.0		1	07/18/22	07/18/22 12:04	1011

PHASE SEPARATION SCIENCE

6630 Baltimore National Pike
Baltimore, MD 21228
410-747-8770
800-932-9047
www.phaseonline.com

Certificate of Analysis

Project Name: Chester River Hospital Center
PSS Project No.: 22071424

Sample ID: MW-29 **Date/Time Sampled: 07/13/2022 09:54** **PSS Sample ID: 22071424-002**
Matrix: GROUND WATER **Date/Time Received: 07/14/2022 17:00**

TCL Volatiles plus Oxygenates Analytical Method: SW-846 8260 D Preparation Method: SW5030B

Qualifier(s): See Batch 195650 on Case Narrative.

	Result	Units	RL	Flag	Dil	Prepared	Analyzed	Analyst
1,2-Dichloroethane	ND	ug/L	1.0		1	07/18/22	07/18/22 12:04	1011
cis-1,2-Dichloroethene	ND	ug/L	1.0		1	07/18/22	07/18/22 12:04	1011
1,1-Dichloroethene	ND	ug/L	1.0		1	07/18/22	07/18/22 12:04	1011
1,2-Dichloropropane	ND	ug/L	1.0		1	07/18/22	07/18/22 12:04	1011
cis-1,3-Dichloropropene	ND	ug/L	1.0		1	07/18/22	07/18/22 12:04	1011
trans-1,3-Dichloropropene	ND	ug/L	1.0		1	07/18/22	07/18/22 12:04	1011
trans-1,2-Dichloroethene	ND	ug/L	1.0		1	07/18/22	07/18/22 12:04	1011
Diisopropyl ether	ND	ug/L	1.0		1	07/18/22	07/18/22 12:04	1011
Ethylbenzene	ND	ug/L	1.0		1	07/18/22	07/18/22 12:04	1011
2-Hexanone (MBK)	ND	ug/L	5.0		1	07/18/22	07/18/22 12:04	1011
Isopropylbenzene	ND	ug/L	1.0		1	07/18/22	07/18/22 12:04	1011
Methyl Acetate	ND	ug/L	1.0		1	07/18/22	07/18/22 12:04	1011
Methylcyclohexane	ND	ug/L	1.0		1	07/18/22	07/18/22 12:04	1011
Methylene chloride	ND	ug/L	1.0		1	07/18/22	07/18/22 12:04	1011
4-Methyl-2-Pentanone (MIBK)	ND	ug/L	5.0		1	07/18/22	07/18/22 12:04	1011
Methyl-t-Butyl Ether	ND	ug/L	1.0		1	07/18/22	07/18/22 12:04	1011
Naphthalene	ND	ug/L	1.0		1	07/18/22	07/18/22 12:04	1011
Styrene	ND	ug/L	1.0		1	07/18/22	07/18/22 12:04	1011
1,1,2,2-Tetrachloroethane	ND	ug/L	1.0		1	07/18/22	07/18/22 12:04	1011
Tetrachloroethene	ND	ug/L	1.0		1	07/18/22	07/18/22 12:04	1011
Toluene	ND	ug/L	1.0		1	07/18/22	07/18/22 12:04	1011
1,2,3-Trichlorobenzene	ND	ug/L	1.0		1	07/18/22	07/18/22 12:04	1011
1,2,4-Trichlorobenzene	ND	ug/L	1.0		1	07/18/22	07/18/22 12:04	1011
1,1,1-Trichloroethane	ND	ug/L	1.0		1	07/18/22	07/18/22 12:04	1011
Trichloroethene	ND	ug/L	1.0		1	07/18/22	07/18/22 12:04	1011
1,1,2-Trichloroethane	ND	ug/L	1.0		1	07/18/22	07/18/22 12:04	1011
Trichlorofluoromethane	ND	ug/L	1.0		1	07/18/22	07/18/22 12:04	1011
1,1,2-Trichlorotrifluoroethane	ND	ug/L	1.0		1	07/18/22	07/18/22 12:04	1011
Vinyl chloride	ND	ug/L	1.0		1	07/18/22	07/18/22 12:04	1011
m&p-Xylene	ND	ug/L	2.0		1	07/18/22	07/18/22 12:04	1011
o-Xylene	ND	ug/L	1.0		1	07/18/22	07/18/22 12:04	1011

Surrogate(s)	*Recovery*		*Limits*				
4-Bromofluorobenzene	*102*	*%*	*88-120*	*1*	*07/18/22*	*07/18/22 12:04*	*1011*
Dibromofluoromethane	*101*	*%*	*92-107*	*1*	*07/18/22*	*07/18/22 12:04*	*1011*
Toluene-D8	*102*	*%*	*95-106*	*1*	*07/18/22*	*07/18/22 12:04*	*1011*

PHASE SEPARATION SCIENCE

6630 Baltimore National Pike
Baltimore, MD 21228
410-747-8770
800-932-9047
www.phaseonline.com

Certificate of Analysis

Project Name: Chester River Hospital Center
PSS Project No.: 22071424

Sample ID: S-1 **Date/Time Sampled: 07/13/2022 11:35** **PSS Sample ID: 22071424-003**
Matrix: GROUND WATER **Date/Time Received: 07/14/2022 17:00**

Total Petroleum Hydrocarbons - DRO Analytical Method: SW-846 8015C DRO Preparation Method: SW3510C

	Result	Units	RL	Flag	Dil	Prepared	Analyzed	Analyst
TPH-DRO (Diesel Range Organics)	ND	mg/L	0.10		1	07/18/22	07/18/22 13:53	1070
Surrogate(s)	***Recovery***		***Limits***					
o-Terphenyl	*73*	*%*	*52-100*		*1*	*07/18/22*	*07/18/22 13:53*	*1070*

TCL Volatiles plus Oxygenates Analytical Method: SW-846 8260 D Preparation Method: SW5030B

Qualifier(s): See Batch 195650 on Case Narrative.

	Result	Units	RL	Flag	Dil	Prepared	Analyzed	Analyst
Acetone	ND	ug/L	5.0		1	07/18/22	07/18/22 12:27	1011
tert-Amyl alcohol	ND	ug/L	5.0		1	07/18/22	07/18/22 12:27	1011
tert-Amyl ethyl ether	ND	ug/L	1.0		1	07/18/22	07/18/22 12:27	1011
tert-Amyl methyl ether	ND	ug/L	1.0		1	07/18/22	07/18/22 12:27	1011
Benzene	ND	ug/L	1.0		1	07/18/22	07/18/22 12:27	1011
Bromochloromethane	ND	ug/L	1.0		1	07/18/22	07/18/22 12:27	1011
Bromodichloromethane	ND	ug/L	1.0		1	07/18/22	07/18/22 12:27	1011
Bromoform	ND	ug/L	1.0		1	07/18/22	07/18/22 12:27	1011
Bromomethane	ND	ug/L	1.0		1	07/18/22	07/18/22 12:27	1011
tert-Butyl alcohol	ND	ug/L	5.0		1	07/18/22	07/18/22 12:27	1011
2-Butanone (MEK)	ND	ug/L	5.0		1	07/18/22	07/18/22 12:27	1011
tert-Butyl ethyl ether	ND	ug/L	1.0		1	07/18/22	07/18/22 12:27	1011
Carbon Disulfide	ND	ug/L	1.0		1	07/18/22	07/18/22 12:27	1011
Carbon tetrachloride	ND	ug/L	1.0		1	07/18/22	07/18/22 12:27	1011
Chlorobenzene	ND	ug/L	1.0		1	07/18/22	07/18/22 12:27	1011
Chloroethane	ND	ug/L	1.0		1	07/18/22	07/18/22 12:27	1011
Chloroform	ND	ug/L	1.0		1	07/18/22	07/18/22 12:27	1011
Chloromethane	ND	ug/L	1.0		1	07/18/22	07/18/22 12:27	1011
Cyclohexane	ND	ug/L	1.0		1	07/18/22	07/18/22 12:27	1011
1,2-Dibromo-3-chloropropane	ND	ug/L	1.0		1	07/18/22	07/18/22 12:27	1011
Dibromochloromethane	ND	ug/L	1.0		1	07/18/22	07/18/22 12:27	1011
1,2-Dibromoethane	ND	ug/L	1.0		1	07/18/22	07/18/22 12:27	1011
1,2-Dichlorobenzene	ND	ug/L	1.0		1	07/18/22	07/18/22 12:27	1011
1,3-Dichlorobenzene	ND	ug/L	1.0		1	07/18/22	07/18/22 12:27	1011
Dichlorodifluoromethane	ND	ug/L	1.0		1	07/18/22	07/18/22 12:27	1011
1,4-Dichlorobenzene	ND	ug/L	1.0		1	07/18/22	07/18/22 12:27	1011
1,1-Dichloroethane	ND	ug/L	1.0		1	07/18/22	07/18/22 12:27	1011

PHASE SEPARATION SCIENCE

6630 Baltimore National Pike
Baltimore, MD 21228
410-747-8770
800-932-9047
www.phaseonline.com

Certificate of Analysis

Project Name: Chester River Hospital Center
PSS Project No.: 22071424

Sample ID: S-1 **Date/Time Sampled: 07/13/2022 11:35** **PSS Sample ID: 22071424-003**
Matrix: GROUND WATER **Date/Time Received: 07/14/2022 17:00**

TCL Volatiles plus Oxygenates Analytical Method: SW-846 8260 D Preparation Method: SW5030B

Qualifier(s): See Batch 195650 on Case Narrative.

	Result	Units	RL	Flag	Dil	Prepared	Analyzed	Analyst
1,2-Dichloroethane	ND	ug/L	1.0		1	07/18/22	07/18/22 12:27	1011
cis-1,2-Dichloroethene	ND	ug/L	1.0		1	07/18/22	07/18/22 12:27	1011
1,1-Dichloroethene	ND	ug/L	1.0		1	07/18/22	07/18/22 12:27	1011
1,2-Dichloropropane	ND	ug/L	1.0		1	07/18/22	07/18/22 12:27	1011
cis-1,3-Dichloropropene	ND	ug/L	1.0		1	07/18/22	07/18/22 12:27	1011
trans-1,3-Dichloropropene	ND	ug/L	1.0		1	07/18/22	07/18/22 12:27	1011
trans-1,2-Dichloroethene	ND	ug/L	1.0		1	07/18/22	07/18/22 12:27	1011
Diisopropyl ether	ND	ug/L	1.0		1	07/18/22	07/18/22 12:27	1011
Ethylbenzene	ND	ug/L	1.0		1	07/18/22	07/18/22 12:27	1011
2-Hexanone (MBK)	ND	ug/L	5.0		1	07/18/22	07/18/22 12:27	1011
Isopropylbenzene	ND	ug/L	1.0		1	07/18/22	07/18/22 12:27	1011
Methyl Acetate	ND	ug/L	1.0		1	07/18/22	07/18/22 12:27	1011
Methylcyclohexane	ND	ug/L	1.0		1	07/18/22	07/18/22 12:27	1011
Methylene chloride	ND	ug/L	1.0		1	07/18/22	07/18/22 12:27	1011
4-Methyl-2-Pentanone (MIBK)	ND	ug/L	5.0		1	07/18/22	07/18/22 12:27	1011
Methyl-t-Butyl Ether	ND	ug/L	1.0		1	07/18/22	07/18/22 12:27	1011
Naphthalene	ND	ug/L	1.0		1	07/18/22	07/18/22 12:27	1011
Styrene	ND	ug/L	1.0		1	07/18/22	07/18/22 12:27	1011
1,1,2,2-Tetrachloroethane	ND	ug/L	1.0		1	07/18/22	07/18/22 12:27	1011
Tetrachloroethene	ND	ug/L	1.0		1	07/18/22	07/18/22 12:27	1011
Toluene	ND	ug/L	1.0		1	07/18/22	07/18/22 12:27	1011
1,2,3-Trichlorobenzene	ND	ug/L	1.0		1	07/18/22	07/18/22 12:27	1011
1,2,4-Trichlorobenzene	ND	ug/L	1.0		1	07/18/22	07/18/22 12:27	1011
1,1,1-Trichloroethane	ND	ug/L	1.0		1	07/18/22	07/18/22 12:27	1011
Trichloroethene	ND	ug/L	1.0		1	07/18/22	07/18/22 12:27	1011
1,1,2-Trichloroethane	ND	ug/L	1.0		1	07/18/22	07/18/22 12:27	1011
Trichlorofluoromethane	ND	ug/L	1.0		1	07/18/22	07/18/22 12:27	1011
1,1,2-Trichlorotrifluoroethane	ND	ug/L	1.0		1	07/18/22	07/18/22 12:27	1011
Vinyl chloride	ND	ug/L	1.0		1	07/18/22	07/18/22 12:27	1011
m&p-Xylene	ND	ug/L	2.0		1	07/18/22	07/18/22 12:27	1011
o-Xylene	ND	ug/L	1.0		1	07/18/22	07/18/22 12:27	1011

Surrogate(s)	*Recovery*		*Limits*				
4-Bromofluorobenzene	*104*	*%*	*88-120*	*1*	*07/18/22*	*07/18/22 12:27*	*1011*
Dibromofluoromethane	*100*	*%*	*92-107*	*1*	*07/18/22*	*07/18/22 12:27*	*1011*
Toluene-D8	*102*	*%*	*95-106*	*1*	*07/18/22*	*07/18/22 12:27*	*1011*

PHASE SEPARATION SCIENCE

6630 Baltimore National Pike
Baltimore, MD 21228
410-747-8770
800-932-9047
www.phaseonline.com

Certificate of Analysis

Project Name: Chester River Hospital Center
PSS Project No.: 22071424

Sample ID: MW-23 **Date/Time Sampled: 07/13/2022 12:27** **PSS Sample ID: 22071424-004**
Matrix: GROUND WATER **Date/Time Received: 07/14/2022 17:00**

Total Petroleum Hydrocarbons - DRO Analytical Method: SW-846 8015C DRO Preparation Method: SW3510C

	Result	Units	RL	Flag	Dil	Prepared	Analyzed	Analyst
TPH-DRO (Diesel Range Organics)	ND	mg/L	0.10		1	07/18/22	07/18/22 14:18	1070
Surrogate(s)	***Recovery***		***Limits***					
o-Terphenyl	*82*	*%*	*52-100*		*1*	*07/18/22*	*07/18/22 14:18*	*1070*

TCL Volatiles plus Oxygenates Analytical Method: SW-846 8260 D Preparation Method: SW5030B

Qualifier(s): See Batch 195650 on Case Narrative.

	Result	Units	RL	Flag	Dil	Prepared	Analyzed	Analyst
Acetone	ND	ug/L	5.0		1	07/18/22	07/18/22 12:49	1011
tert-Amyl alcohol	ND	ug/L	5.0		1	07/18/22	07/18/22 12:49	1011
tert-Amyl ethyl ether	ND	ug/L	1.0		1	07/18/22	07/18/22 12:49	1011
tert-Amyl methyl ether	ND	ug/L	1.0		1	07/18/22	07/18/22 12:49	1011
Benzene	ND	ug/L	1.0		1	07/18/22	07/18/22 12:49	1011
Bromochloromethane	ND	ug/L	1.0		1	07/18/22	07/18/22 12:49	1011
Bromodichloromethane	ND	ug/L	1.0		1	07/18/22	07/18/22 12:49	1011
Bromoform	ND	ug/L	1.0		1	07/18/22	07/18/22 12:49	1011
Bromomethane	ND	ug/L	1.0		1	07/18/22	07/18/22 12:49	1011
tert-Butyl alcohol	ND	ug/L	5.0		1	07/18/22	07/18/22 12:49	1011
2-Butanone (MEK)	ND	ug/L	5.0		1	07/18/22	07/18/22 12:49	1011
tert-Butyl ethyl ether	ND	ug/L	1.0		1	07/18/22	07/18/22 12:49	1011
Carbon Disulfide	ND	ug/L	1.0		1	07/18/22	07/18/22 12:49	1011
Carbon tetrachloride	ND	ug/L	1.0		1	07/18/22	07/18/22 12:49	1011
Chlorobenzene	ND	ug/L	1.0		1	07/18/22	07/18/22 12:49	1011
Chloroethane	ND	ug/L	1.0		1	07/18/22	07/18/22 12:49	1011
Chloroform	ND	ug/L	1.0		1	07/18/22	07/18/22 12:49	1011
Chloromethane	ND	ug/L	1.0		1	07/18/22	07/18/22 12:49	1011
Cyclohexane	ND	ug/L	1.0		1	07/18/22	07/18/22 12:49	1011
1,2-Dibromo-3-chloropropane	ND	ug/L	1.0		1	07/18/22	07/18/22 12:49	1011
Dibromochloromethane	ND	ug/L	1.0		1	07/18/22	07/18/22 12:49	1011
1,2-Dibromoethane	ND	ug/L	1.0		1	07/18/22	07/18/22 12:49	1011
1,2-Dichlorobenzene	ND	ug/L	1.0		1	07/18/22	07/18/22 12:49	1011
1,3-Dichlorobenzene	ND	ug/L	1.0		1	07/18/22	07/18/22 12:49	1011
Dichlorodifluoromethane	ND	ug/L	1.0		1	07/18/22	07/18/22 12:49	1011
1,4-Dichlorobenzene	ND	ug/L	1.0		1	07/18/22	07/18/22 12:49	1011
1,1-Dichloroethane	ND	ug/L	1.0		1	07/18/22	07/18/22 12:49	1011

PHASE SEPARATION SCIENCE

6630 Baltimore National Pike
Baltimore, MD 21228
410-747-8770
800-932-9047
www.phaseonline.com

Certificate of Analysis

Project Name: Chester River Hospital Center
PSS Project No.: 22071424

Sample ID: MW-23 **Date/Time Sampled: 07/13/2022 12:27** **PSS Sample ID: 22071424-004**
Matrix: GROUND WATER **Date/Time Received: 07/14/2022 17:00**

TCL Volatiles plus Oxygenates Analytical Method: SW-846 8260 D Preparation Method: SW5030B

Qualifier(s): See Batch 195650 on Case Narrative.

	Result	Units	RL	Flag	Dil	Prepared	Analyzed	Analyst
1,2-Dichloroethane	ND	ug/L	1.0		1	07/18/22	07/18/22 12:49	1011
cis-1,2-Dichloroethene	ND	ug/L	1.0		1	07/18/22	07/18/22 12:49	1011
1,1-Dichloroethene	ND	ug/L	1.0		1	07/18/22	07/18/22 12:49	1011
1,2-Dichloropropane	ND	ug/L	1.0		1	07/18/22	07/18/22 12:49	1011
cis-1,3-Dichloropropene	ND	ug/L	1.0		1	07/18/22	07/18/22 12:49	1011
trans-1,3-Dichloropropene	ND	ug/L	1.0		1	07/18/22	07/18/22 12:49	1011
trans-1,2-Dichloroethene	ND	ug/L	1.0		1	07/18/22	07/18/22 12:49	1011
Diisopropyl ether	ND	ug/L	1.0		1	07/18/22	07/18/22 12:49	1011
Ethylbenzene	ND	ug/L	1.0		1	07/18/22	07/18/22 12:49	1011
2-Hexanone (MBK)	ND	ug/L	5.0		1	07/18/22	07/18/22 12:49	1011
Isopropylbenzene	ND	ug/L	1.0		1	07/18/22	07/18/22 12:49	1011
Methyl Acetate	ND	ug/L	1.0		1	07/18/22	07/18/22 12:49	1011
Methylcyclohexane	ND	ug/L	1.0		1	07/18/22	07/18/22 12:49	1011
Methylene chloride	ND	ug/L	1.0		1	07/18/22	07/18/22 12:49	1011
4-Methyl-2-Pentanone (MIBK)	ND	ug/L	5.0		1	07/18/22	07/18/22 12:49	1011
Methyl-t-Butyl Ether	ND	ug/L	1.0		1	07/18/22	07/18/22 12:49	1011
Naphthalene	ND	ug/L	1.0		1	07/18/22	07/18/22 12:49	1011
Styrene	ND	ug/L	1.0		1	07/18/22	07/18/22 12:49	1011
1,1,2,2-Tetrachloroethane	ND	ug/L	1.0		1	07/18/22	07/18/22 12:49	1011
Tetrachloroethene	ND	ug/L	1.0		1	07/18/22	07/18/22 12:49	1011
Toluene	ND	ug/L	1.0		1	07/18/22	07/18/22 12:49	1011
1,2,3-Trichlorobenzene	ND	ug/L	1.0		1	07/18/22	07/18/22 12:49	1011
1,2,4-Trichlorobenzene	ND	ug/L	1.0		1	07/18/22	07/18/22 12:49	1011
1,1,1-Trichloroethane	ND	ug/L	1.0		1	07/18/22	07/18/22 12:49	1011
Trichloroethene	ND	ug/L	1.0		1	07/18/22	07/18/22 12:49	1011
1,1,2-Trichloroethane	ND	ug/L	1.0		1	07/18/22	07/18/22 12:49	1011
Trichlorofluoromethane	ND	ug/L	1.0		1	07/18/22	07/18/22 12:49	1011
1,1,2-Trichlorotrifluoroethane	ND	ug/L	1.0		1	07/18/22	07/18/22 12:49	1011
Vinyl chloride	ND	ug/L	1.0		1	07/18/22	07/18/22 12:49	1011
m&p-Xylene	ND	ug/L	2.0		1	07/18/22	07/18/22 12:49	1011
o-Xylene	ND	ug/L	1.0		1	07/18/22	07/18/22 12:49	1011

Surrogate(s)	*Recovery*		*Limits*				
4-Bromofluorobenzene	*100*	*%*	*88-120*		*1*	*07/18/22*	*07/18/22 12:49*	*1011*
Dibromofluoromethane	*100*	*%*	*92-107*		*1*	*07/18/22*	*07/18/22 12:49*	*1011*
Toluene-D8	*101*	*%*	*95-106*		*1*	*07/18/22*	*07/18/22 12:49*	*1011*

PHASE SEPARATION SCIENCE

6630 Baltimore National Pike
Baltimore, MD 21228
410-747-8770
800-932-9047
www.phaseonline.com

Certificate of Analysis

Project Name: Chester River Hospital Center
PSS Project No.: 22071424

Sample ID: S-3 **Date/Time Sampled: 07/13/2022 12:45** **PSS Sample ID: 22071424-005**
Matrix: GROUND WATER **Date/Time Received: 07/14/2022 17:00**

Total Petroleum Hydrocarbons - DRO Analytical Method: SW-846 8015C DRO Preparation Method: SW3510C

	Result	Units	RL	Flag	Dil	Prepared	Analyzed	Analyst
TPH-DRO (Diesel Range Organics)	ND	mg/L	0.10		1	07/18/22	07/18/22 14:18	1070
Surrogate(s)	***Recovery***		***Limits***					
o-Terphenyl	*68*	*%*	*52-100*		*1*	*07/18/22*	*07/18/22 14:18*	*1070*

TCL Volatiles plus Oxygenates Analytical Method: SW-846 8260 D Preparation Method: SW5030B

Qualifier(s): See Batch 195650 on Case Narrative.

	Result	Units	RL	Flag	Dil	Prepared	Analyzed	Analyst
Acetone	ND	ug/L	5.0		1	07/18/22	07/18/22 13:12	1011
tert-Amyl alcohol	ND	ug/L	5.0		1	07/18/22	07/18/22 13:12	1011
tert-Amyl ethyl ether	ND	ug/L	1.0		1	07/18/22	07/18/22 13:12	1011
tert-Amyl methyl ether	ND	ug/L	1.0		1	07/18/22	07/18/22 13:12	1011
Benzene	ND	ug/L	1.0		1	07/18/22	07/18/22 13:12	1011
Bromochloromethane	ND	ug/L	1.0		1	07/18/22	07/18/22 13:12	1011
Bromodichloromethane	ND	ug/L	1.0		1	07/18/22	07/18/22 13:12	1011
Bromoform	ND	ug/L	1.0		1	07/18/22	07/18/22 13:12	1011
Bromomethane	ND	ug/L	1.0		1	07/18/22	07/18/22 13:12	1011
tert-Butyl alcohol	ND	ug/L	5.0		1	07/18/22	07/18/22 13:12	1011
2-Butanone (MEK)	ND	ug/L	5.0		1	07/18/22	07/18/22 13:12	1011
tert-Butyl ethyl ether	ND	ug/L	1.0		1	07/18/22	07/18/22 13:12	1011
Carbon Disulfide	ND	ug/L	1.0		1	07/18/22	07/18/22 13:12	1011
Carbon tetrachloride	ND	ug/L	1.0		1	07/18/22	07/18/22 13:12	1011
Chlorobenzene	ND	ug/L	1.0		1	07/18/22	07/18/22 13:12	1011
Chloroethane	ND	ug/L	1.0		1	07/18/22	07/18/22 13:12	1011
Chloroform	ND	ug/L	1.0		1	07/18/22	07/18/22 13:12	1011
Chloromethane	ND	ug/L	1.0		1	07/18/22	07/18/22 13:12	1011
Cyclohexane	ND	ug/L	1.0		1	07/18/22	07/18/22 13:12	1011
1,2-Dibromo-3-chloropropane	ND	ug/L	1.0		1	07/18/22	07/18/22 13:12	1011
Dibromochloromethane	ND	ug/L	1.0		1	07/18/22	07/18/22 13:12	1011
1,2-Dibromoethane	ND	ug/L	1.0		1	07/18/22	07/18/22 13:12	1011
1,2-Dichlorobenzene	ND	ug/L	1.0		1	07/18/22	07/18/22 13:12	1011
1,3-Dichlorobenzene	ND	ug/L	1.0		1	07/18/22	07/18/22 13:12	1011
Dichlorodifluoromethane	ND	ug/L	1.0		1	07/18/22	07/18/22 13:12	1011
1,4-Dichlorobenzene	ND	ug/L	1.0		1	07/18/22	07/18/22 13:12	1011
1,1-Dichloroethane	ND	ug/L	1.0		1	07/18/22	07/18/22 13:12	1011

PHASE SEPARATION SCIENCE

6630 Baltimore National Pike
Baltimore, MD 21228
410-747-8770
800-932-9047
www.phaseonline.com

Certificate of Analysis

Project Name: Chester River Hospital Center
PSS Project No.: 22071424

Sample ID: S-3 **Date/Time Sampled: 07/13/2022 12:45** **PSS Sample ID: 22071424-005**
Matrix: GROUND WATER **Date/Time Received: 07/14/2022 17:00**

TCL Volatiles plus Oxygenates Analytical Method: SW-846 8260 D Preparation Method: SW5030B

Qualifier(s): See Batch 195650 on Case Narrative.

	Result	Units	RL	Flag	Dil	Prepared	Analyzed	Analyst
1,2-Dichloroethane	ND	ug/L	1.0		1	07/18/22	07/18/22 13:12	1011
cis-1,2-Dichloroethene	ND	ug/L	1.0		1	07/18/22	07/18/22 13:12	1011
1,1-Dichloroethene	ND	ug/L	1.0		1	07/18/22	07/18/22 13:12	1011
1,2-Dichloropropane	ND	ug/L	1.0		1	07/18/22	07/18/22 13:12	1011
cis-1,3-Dichloropropene	ND	ug/L	1.0		1	07/18/22	07/18/22 13:12	1011
trans-1,3-Dichloropropene	ND	ug/L	1.0		1	07/18/22	07/18/22 13:12	1011
trans-1,2-Dichloroethene	ND	ug/L	1.0		1	07/18/22	07/18/22 13:12	1011
Diisopropyl ether	ND	ug/L	1.0		1	07/18/22	07/18/22 13:12	1011
Ethylbenzene	ND	ug/L	1.0		1	07/18/22	07/18/22 13:12	1011
2-Hexanone (MBK)	ND	ug/L	5.0		1	07/18/22	07/18/22 13:12	1011
Isopropylbenzene	ND	ug/L	1.0		1	07/18/22	07/18/22 13:12	1011
Methyl Acetate	ND	ug/L	1.0		1	07/18/22	07/18/22 13:12	1011
Methylcyclohexane	ND	ug/L	1.0		1	07/18/22	07/18/22 13:12	1011
Methylene chloride	ND	ug/L	1.0		1	07/18/22	07/18/22 13:12	1011
4-Methyl-2-Pentanone (MIBK)	ND	ug/L	5.0		1	07/18/22	07/18/22 13:12	1011
Methyl-t-Butyl Ether	ND	ug/L	1.0		1	07/18/22	07/18/22 13:12	1011
Naphthalene	ND	ug/L	1.0		1	07/18/22	07/18/22 13:12	1011
Styrene	ND	ug/L	1.0		1	07/18/22	07/18/22 13:12	1011
1,1,2,2-Tetrachloroethane	ND	ug/L	1.0		1	07/18/22	07/18/22 13:12	1011
Tetrachloroethene	ND	ug/L	1.0		1	07/18/22	07/18/22 13:12	1011
Toluene	ND	ug/L	1.0		1	07/18/22	07/18/22 13:12	1011
1,2,3-Trichlorobenzene	ND	ug/L	1.0		1	07/18/22	07/18/22 13:12	1011
1,2,4-Trichlorobenzene	ND	ug/L	1.0		1	07/18/22	07/18/22 13:12	1011
1,1,1-Trichloroethane	ND	ug/L	1.0		1	07/18/22	07/18/22 13:12	1011
Trichloroethene	ND	ug/L	1.0		1	07/18/22	07/18/22 13:12	1011
1,1,2-Trichloroethane	ND	ug/L	1.0		1	07/18/22	07/18/22 13:12	1011
Trichlorofluoromethane	ND	ug/L	1.0		1	07/18/22	07/18/22 13:12	1011
1,1,2-Trichlorotrifluoroethane	ND	ug/L	1.0		1	07/18/22	07/18/22 13:12	1011
Vinyl chloride	ND	ug/L	1.0		1	07/18/22	07/18/22 13:12	1011
m&p-Xylene	ND	ug/L	2.0		1	07/18/22	07/18/22 13:12	1011
o-Xylene	ND	ug/L	1.0		1	07/18/22	07/18/22 13:12	1011

Surrogate(s)	*Recovery*		*Limits*				
4-Bromofluorobenzene	*100*	*%*	*88-120*		*1*	*07/18/22*	*07/18/22 13:12*	*1011*
Dibromofluoromethane	*100*	*%*	*92-107*		*1*	*07/18/22*	*07/18/22 13:12*	*1011*
Toluene-D8	*101*	*%*	*95-106*		*1*	*07/18/22*	*07/18/22 13:12*	*1011*

PHASE SEPARATION SCIENCE

6630 Baltimore National Pike
Baltimore, MD 21228
410-747-8770
800-932-9047
www.phaseonline.com

Certificate of Analysis

Project Name: Chester River Hospital Center
PSS Project No.: 22071424

Sample ID: MW-28 **Date/Time Sampled: 07/13/2022 13:25** **PSS Sample ID: 22071424-006**
Matrix: GROUND WATER **Date/Time Received: 07/14/2022 17:00**

Total Petroleum Hydrocarbons - DRO Analytical Method: SW-846 8015C DRO Preparation Method: SW3510C

	Result	Units	RL	Flag	Dil	Prepared	Analyzed	Analyst
TPH-DRO (Diesel Range Organics)	ND	mg/L	0.10		1	07/18/22	07/18/22 14:43	1070
Surrogate(s)	***Recovery***		***Limits***					
o-Terphenyl	*79*	*%*	*52-100*		*1*	*07/18/22*	*07/18/22 14:43*	*1070*

TCL Volatiles plus Oxygenates Analytical Method: SW-846 8260 D Preparation Method: SW5030B

Qualifier(s): See Batch 195650 on Case Narrative.

	Result	Units	RL	Flag	Dil	Prepared	Analyzed	Analyst
Acetone	ND	ug/L	5.0		1	07/18/22	07/18/22 13:35	1011
tert-Amyl alcohol	ND	ug/L	5.0		1	07/18/22	07/18/22 13:35	1011
tert-Amyl ethyl ether	ND	ug/L	1.0		1	07/18/22	07/18/22 13:35	1011
tert-Amyl methyl ether	ND	ug/L	1.0		1	07/18/22	07/18/22 13:35	1011
Benzene	ND	ug/L	1.0		1	07/18/22	07/18/22 13:35	1011
Bromochloromethane	ND	ug/L	1.0		1	07/18/22	07/18/22 13:35	1011
Bromodichloromethane	ND	ug/L	1.0		1	07/18/22	07/18/22 13:35	1011
Bromoform	ND	ug/L	1.0		1	07/18/22	07/18/22 13:35	1011
Bromomethane	ND	ug/L	1.0		1	07/18/22	07/18/22 13:35	1011
tert-Butyl alcohol	ND	ug/L	5.0		1	07/18/22	07/18/22 13:35	1011
2-Butanone (MEK)	ND	ug/L	5.0		1	07/18/22	07/18/22 13:35	1011
tert-Butyl ethyl ether	ND	ug/L	1.0		1	07/18/22	07/18/22 13:35	1011
Carbon Disulfide	ND	ug/L	1.0		1	07/18/22	07/18/22 13:35	1011
Carbon tetrachloride	ND	ug/L	1.0		1	07/18/22	07/18/22 13:35	1011
Chlorobenzene	ND	ug/L	1.0		1	07/18/22	07/18/22 13:35	1011
Chloroethane	ND	ug/L	1.0		1	07/18/22	07/18/22 13:35	1011
Chloroform	ND	ug/L	1.0		1	07/18/22	07/18/22 13:35	1011
Chloromethane	ND	ug/L	1.0		1	07/18/22	07/18/22 13:35	1011
Cyclohexane	ND	ug/L	1.0		1	07/18/22	07/18/22 13:35	1011
1,2-Dibromo-3-chloropropane	ND	ug/L	1.0		1	07/18/22	07/18/22 13:35	1011
Dibromochloromethane	ND	ug/L	1.0		1	07/18/22	07/18/22 13:35	1011
1,2-Dibromoethane	ND	ug/L	1.0		1	07/18/22	07/18/22 13:35	1011
1,2-Dichlorobenzene	ND	ug/L	1.0		1	07/18/22	07/18/22 13:35	1011
1,3-Dichlorobenzene	ND	ug/L	1.0		1	07/18/22	07/18/22 13:35	1011
Dichlorodifluoromethane	ND	ug/L	1.0		1	07/18/22	07/18/22 13:35	1011
1,4-Dichlorobenzene	ND	ug/L	1.0		1	07/18/22	07/18/22 13:35	1011
1,1-Dichloroethane	ND	ug/L	1.0		1	07/18/22	07/18/22 13:35	1011

PHASE SEPARATION SCIENCE

6630 Baltimore National Pike
Baltimore, MD 21228
410-747-8770
800-932-9047
www.phaseonline.com

Certificate of Analysis

Project Name: Chester River Hospital Center
PSS Project No.: 22071424

Sample ID: MW-28 **Date/Time Sampled: 07/13/2022 13:25** **PSS Sample ID: 22071424-006**
Matrix: GROUND WATER **Date/Time Received: 07/14/2022 17:00**

TCL Volatiles plus Oxygenates Analytical Method: SW-846 8260 D Preparation Method: SW5030B

Qualifier(s): See Batch 195650 on Case Narrative.

	Result	Units	RL	Flag	Dil	Prepared	Analyzed	Analyst
1,2-Dichloroethane	ND	ug/L	1.0		1	07/18/22	07/18/22 13:35	1011
cis-1,2-Dichloroethene	ND	ug/L	1.0		1	07/18/22	07/18/22 13:35	1011
1,1-Dichloroethene	ND	ug/L	1.0		1	07/18/22	07/18/22 13:35	1011
1,2-Dichloropropane	ND	ug/L	1.0		1	07/18/22	07/18/22 13:35	1011
cis-1,3-Dichloropropene	ND	ug/L	1.0		1	07/18/22	07/18/22 13:35	1011
trans-1,3-Dichloropropene	ND	ug/L	1.0		1	07/18/22	07/18/22 13:35	1011
trans-1,2-Dichloroethene	ND	ug/L	1.0		1	07/18/22	07/18/22 13:35	1011
Diisopropyl ether	ND	ug/L	1.0		1	07/18/22	07/18/22 13:35	1011
Ethylbenzene	ND	ug/L	1.0		1	07/18/22	07/18/22 13:35	1011
2-Hexanone (MBK)	ND	ug/L	5.0		1	07/18/22	07/18/22 13:35	1011
Isopropylbenzene	ND	ug/L	1.0		1	07/18/22	07/18/22 13:35	1011
Methyl Acetate	ND	ug/L	1.0		1	07/18/22	07/18/22 13:35	1011
Methylcyclohexane	ND	ug/L	1.0		1	07/18/22	07/18/22 13:35	1011
Methylene chloride	ND	ug/L	1.0		1	07/18/22	07/18/22 13:35	1011
4-Methyl-2-Pentanone (MIBK)	ND	ug/L	5.0		1	07/18/22	07/18/22 13:35	1011
Methyl-t-Butyl Ether	ND	ug/L	1.0		1	07/18/22	07/18/22 13:35	1011
Naphthalene	ND	ug/L	1.0		1	07/18/22	07/18/22 13:35	1011
Styrene	ND	ug/L	1.0		1	07/18/22	07/18/22 13:35	1011
1,1,2,2-Tetrachloroethane	ND	ug/L	1.0		1	07/18/22	07/18/22 13:35	1011
Tetrachloroethene	ND	ug/L	1.0		1	07/18/22	07/18/22 13:35	1011
Toluene	ND	ug/L	1.0		1	07/18/22	07/18/22 13:35	1011
1,2,3-Trichlorobenzene	ND	ug/L	1.0		1	07/18/22	07/18/22 13:35	1011
1,2,4-Trichlorobenzene	ND	ug/L	1.0		1	07/18/22	07/18/22 13:35	1011
1,1,1-Trichloroethane	ND	ug/L	1.0		1	07/18/22	07/18/22 13:35	1011
Trichloroethene	ND	ug/L	1.0		1	07/18/22	07/18/22 13:35	1011
1,1,2-Trichloroethane	ND	ug/L	1.0		1	07/18/22	07/18/22 13:35	1011
Trichlorofluoromethane	ND	ug/L	1.0		1	07/18/22	07/18/22 13:35	1011
1,1,2-Trichlorotrifluoroethane	ND	ug/L	1.0		1	07/18/22	07/18/22 13:35	1011
Vinyl chloride	ND	ug/L	1.0		1	07/18/22	07/18/22 13:35	1011
m&p-Xylene	ND	ug/L	2.0		1	07/18/22	07/18/22 13:35	1011
o-Xylene	ND	ug/L	1.0		1	07/18/22	07/18/22 13:35	1011

Surrogate(s)	*Recovery*		*Limits*				
4-Bromofluorobenzene	*103*	*%*	*88-120*		*1*	*07/18/22*	*07/18/22 13:35*	*1011*
Dibromofluoromethane	*100*	*%*	*92-107*		*1*	*07/18/22*	*07/18/22 13:35*	*1011*
Toluene-D8	*101*	*%*	*95-106*		*1*	*07/18/22*	*07/18/22 13:35*	*1011*

PHASE SEPARATION SCIENCE

6630 Baltimore National Pike
Baltimore, MD 21228
410-747-8770
800-932-9047
www.phaseonline.com

Certificate of Analysis

Project Name: Chester River Hospital Center
PSS Project No.: 22071424

Sample ID: S-2 **Date/Time Sampled: 07/13/2022 14:40** **PSS Sample ID: 22071424-007**
Matrix: GROUND WATER **Date/Time Received: 07/14/2022 17:00**

Total Petroleum Hydrocarbons - DRO Analytical Method: SW-846 8015C DRO Preparation Method: SW3510C

	Result	Units	RL	Flag	Dil	Prepared	Analyzed	Analyst
TPH-DRO (Diesel Range Organics)	ND	mg/L	0.10		1	07/18/22	07/18/22 14:43	1070
Surrogate(s)	***Recovery***		***Limits***					
o-Terphenyl	*85*	*%*	*52-100*		*1*	*07/18/22*	*07/18/22 14:43*	*1070*

TCL Volatiles plus Oxygenates Analytical Method: SW-846 8260 D Preparation Method: SW5030B

Qualifier(s): See Batch 195650 on Case Narrative.

	Result	Units	RL	Flag	Dil	Prepared	Analyzed	Analyst
Acetone	ND	ug/L	5.0		1	07/18/22	07/18/22 15:28	1011
tert-Amyl alcohol	ND	ug/L	5.0		1	07/18/22	07/18/22 15:28	1011
tert-Amyl ethyl ether	ND	ug/L	1.0		1	07/18/22	07/18/22 15:28	1011
tert-Amyl methyl ether	ND	ug/L	1.0		1	07/18/22	07/18/22 15:28	1011
Benzene	ND	ug/L	1.0		1	07/18/22	07/18/22 15:28	1011
Bromochloromethane	ND	ug/L	1.0		1	07/18/22	07/18/22 15:28	1011
Bromodichloromethane	ND	ug/L	1.0		1	07/18/22	07/18/22 15:28	1011
Bromoform	ND	ug/L	1.0		1	07/18/22	07/18/22 15:28	1011
Bromomethane	ND	ug/L	1.0		1	07/18/22	07/18/22 15:28	1011
tert-Butyl alcohol	ND	ug/L	5.0		1	07/18/22	07/18/22 15:28	1011
2-Butanone (MEK)	ND	ug/L	5.0		1	07/18/22	07/18/22 15:28	1011
tert-Butyl ethyl ether	ND	ug/L	1.0		1	07/18/22	07/18/22 15:28	1011
Carbon Disulfide	ND	ug/L	1.0		1	07/18/22	07/18/22 15:28	1011
Carbon tetrachloride	ND	ug/L	1.0		1	07/18/22	07/18/22 15:28	1011
Chlorobenzene	ND	ug/L	1.0		1	07/18/22	07/18/22 15:28	1011
Chloroethane	ND	ug/L	1.0		1	07/18/22	07/18/22 15:28	1011
Chloroform	ND	ug/L	1.0		1	07/18/22	07/18/22 15:28	1011
Chloromethane	ND	ug/L	1.0		1	07/18/22	07/18/22 15:28	1011
Cyclohexane	ND	ug/L	1.0		1	07/18/22	07/18/22 15:28	1011
1,2-Dibromo-3-chloropropane	ND	ug/L	1.0		1	07/18/22	07/18/22 15:28	1011
Dibromochloromethane	ND	ug/L	1.0		1	07/18/22	07/18/22 15:28	1011
1,2-Dibromoethane	ND	ug/L	1.0		1	07/18/22	07/18/22 15:28	1011
1,2-Dichlorobenzene	ND	ug/L	1.0		1	07/18/22	07/18/22 15:28	1011
1,3-Dichlorobenzene	ND	ug/L	1.0		1	07/18/22	07/18/22 15:28	1011
Dichlorodifluoromethane	ND	ug/L	1.0		1	07/18/22	07/18/22 15:28	1011
1,4-Dichlorobenzene	ND	ug/L	1.0		1	07/18/22	07/18/22 15:28	1011
1,1-Dichloroethane	ND	ug/L	1.0		1	07/18/22	07/18/22 15:28	1011

PHASE SEPARATION SCIENCE

6630 Baltimore National Pike
Baltimore, MD 21228
410-747-8770
800-932-9047
www.phaseonline.com

Certificate of Analysis

Project Name: Chester River Hospital Center
PSS Project No.: 22071424

Sample ID: S-2 **Date/Time Sampled: 07/13/2022 14:40** **PSS Sample ID: 22071424-007**
Matrix: GROUND WATER **Date/Time Received: 07/14/2022 17:00**

TCL Volatiles plus Oxygenates Analytical Method: SW-846 8260 D Preparation Method: SW5030B

Qualifier(s): See Batch 195650 on Case Narrative.

	Result	Units	RL	Flag	Dil	Prepared	Analyzed	Analyst
1,2-Dichloroethane	ND	ug/L	1.0		1	07/18/22	07/18/22 15:28	1011
cis-1,2-Dichloroethene	ND	ug/L	1.0		1	07/18/22	07/18/22 15:28	1011
1,1-Dichloroethene	ND	ug/L	1.0		1	07/18/22	07/18/22 15:28	1011
1,2-Dichloropropane	ND	ug/L	1.0		1	07/18/22	07/18/22 15:28	1011
cis-1,3-Dichloropropene	ND	ug/L	1.0		1	07/18/22	07/18/22 15:28	1011
trans-1,3-Dichloropropene	ND	ug/L	1.0		1	07/18/22	07/18/22 15:28	1011
trans-1,2-Dichloroethene	ND	ug/L	1.0		1	07/18/22	07/18/22 15:28	1011
Diisopropyl ether	ND	ug/L	1.0		1	07/18/22	07/18/22 15:28	1011
Ethylbenzene	ND	ug/L	1.0		1	07/18/22	07/18/22 15:28	1011
2-Hexanone (MBK)	ND	ug/L	5.0		1	07/18/22	07/18/22 15:28	1011
Isopropylbenzene	ND	ug/L	1.0		1	07/18/22	07/18/22 15:28	1011
Methyl Acetate	ND	ug/L	1.0		1	07/18/22	07/18/22 15:28	1011
Methylcyclohexane	ND	ug/L	1.0		1	07/18/22	07/18/22 15:28	1011
Methylene chloride	ND	ug/L	1.0		1	07/18/22	07/18/22 15:28	1011
4-Methyl-2-Pentanone (MIBK)	ND	ug/L	5.0		1	07/18/22	07/18/22 15:28	1011
Methyl-t-Butyl Ether	ND	ug/L	1.0		1	07/18/22	07/18/22 15:28	1011
Naphthalene	ND	ug/L	1.0		1	07/18/22	07/18/22 15:28	1011
Styrene	ND	ug/L	1.0		1	07/18/22	07/18/22 15:28	1011
1,1,2,2-Tetrachloroethane	ND	ug/L	1.0		1	07/18/22	07/18/22 15:28	1011
Tetrachloroethene	ND	ug/L	1.0		1	07/18/22	07/18/22 15:28	1011
Toluene	ND	ug/L	1.0		1	07/18/22	07/18/22 15:28	1011
1,2,3-Trichlorobenzene	ND	ug/L	1.0		1	07/18/22	07/18/22 15:28	1011
1,2,4-Trichlorobenzene	ND	ug/L	1.0		1	07/18/22	07/18/22 15:28	1011
1,1,1-Trichloroethane	ND	ug/L	1.0		1	07/18/22	07/18/22 15:28	1011
Trichloroethene	ND	ug/L	1.0		1	07/18/22	07/18/22 15:28	1011
1,1,2-Trichloroethane	ND	ug/L	1.0		1	07/18/22	07/18/22 15:28	1011
Trichlorofluoromethane	ND	ug/L	1.0		1	07/18/22	07/18/22 15:28	1011
1,1,2-Trichlorotrifluoroethane	ND	ug/L	1.0		1	07/18/22	07/18/22 15:28	1011
Vinyl chloride	ND	ug/L	1.0		1	07/18/22	07/18/22 15:28	1011
m&p-Xylene	ND	ug/L	2.0		1	07/18/22	07/18/22 15:28	1011
o-Xylene	ND	ug/L	1.0		1	07/18/22	07/18/22 15:28	1011

Surrogate(s)	*Recovery*		*Limits*				
4-Bromofluorobenzene	*101*	*%*	*88-120*	*1*	*07/18/22*	*07/18/22 15:28*	*1011*
Dibromofluoromethane	*101*	*%*	*92-107*	*1*	*07/18/22*	*07/18/22 15:28*	*1011*
Toluene-D8	*101*	*%*	*95-106*	*1*	*07/18/22*	*07/18/22 15:28*	*1011*

PHASE SEPARATION SCIENCE

6630 Baltimore National Pike
Baltimore, MD 21228
410-747-8770
800-932-9047
www.phaseonline.com

Certificate of Analysis

Project Name: Chester River Hospital Center
PSS Project No.: 22071424

Sample ID: MW-25 **Date/Time Sampled: 07/13/2022 13:15** **PSS Sample ID: 22071424-008**
Matrix: GROUND WATER **Date/Time Received: 07/14/2022 17:00**

Total Petroleum Hydrocarbons - DRO Analytical Method: SW-846 8015C DRO Preparation Method: SW3510C

	Result	Units	RL	Flag	Dil	Prepared	Analyzed	Analyst
TPH-DRO (Diesel Range Organics)	ND	mg/L	0.10		1	07/18/22	07/18/22 15:08	1070
Surrogate(s)	***Recovery***		***Limits***					
o-Terphenyl	*95*	*%*	*52-100*		*1*	*07/18/22*	*07/18/22 15:08*	*1070*

TCL Volatiles plus Oxygenates Analytical Method: SW-846 8260 D Preparation Method: SW5030B

Qualifier(s): See Batch 195650 on Case Narrative.

	Result	Units	RL	Flag	Dil	Prepared	Analyzed	Analyst
Acetone	ND	ug/L	5.0		1	07/18/22	07/18/22 15:51	1011
tert-Amyl alcohol	ND	ug/L	5.0		1	07/18/22	07/18/22 15:51	1011
tert-Amyl ethyl ether	ND	ug/L	1.0		1	07/18/22	07/18/22 15:51	1011
tert-Amyl methyl ether	ND	ug/L	1.0		1	07/18/22	07/18/22 15:51	1011
Benzene	ND	ug/L	1.0		1	07/18/22	07/18/22 15:51	1011
Bromochloromethane	ND	ug/L	1.0		1	07/18/22	07/18/22 15:51	1011
Bromodichloromethane	ND	ug/L	1.0		1	07/18/22	07/18/22 15:51	1011
Bromoform	ND	ug/L	1.0		1	07/18/22	07/18/22 15:51	1011
Bromomethane	ND	ug/L	1.0		1	07/18/22	07/18/22 15:51	1011
tert-Butyl alcohol	ND	ug/L	5.0		1	07/18/22	07/18/22 15:51	1011
2-Butanone (MEK)	ND	ug/L	5.0		1	07/18/22	07/18/22 15:51	1011
tert-Butyl ethyl ether	ND	ug/L	1.0		1	07/18/22	07/18/22 15:51	1011
Carbon Disulfide	ND	ug/L	1.0		1	07/18/22	07/18/22 15:51	1011
Carbon tetrachloride	ND	ug/L	1.0		1	07/18/22	07/18/22 15:51	1011
Chlorobenzene	ND	ug/L	1.0		1	07/18/22	07/18/22 15:51	1011
Chloroethane	ND	ug/L	1.0		1	07/18/22	07/18/22 15:51	1011
Chloroform	ND	ug/L	1.0		1	07/18/22	07/18/22 15:51	1011
Chloromethane	ND	ug/L	1.0		1	07/18/22	07/18/22 15:51	1011
Cyclohexane	ND	ug/L	1.0		1	07/18/22	07/18/22 15:51	1011
1,2-Dibromo-3-chloropropane	ND	ug/L	1.0		1	07/18/22	07/18/22 15:51	1011
Dibromochloromethane	ND	ug/L	1.0		1	07/18/22	07/18/22 15:51	1011
1,2-Dibromoethane	ND	ug/L	1.0		1	07/18/22	07/18/22 15:51	1011
1,2-Dichlorobenzene	ND	ug/L	1.0		1	07/18/22	07/18/22 15:51	1011
1,3-Dichlorobenzene	ND	ug/L	1.0		1	07/18/22	07/18/22 15:51	1011
Dichlorodifluoromethane	ND	ug/L	1.0		1	07/18/22	07/18/22 15:51	1011
1,4-Dichlorobenzene	ND	ug/L	1.0		1	07/18/22	07/18/22 15:51	1011
1,1-Dichloroethane	ND	ug/L	1.0		1	07/18/22	07/18/22 15:51	1011

PHASE SEPARATION SCIENCE

6630 Baltimore National Pike
Baltimore, MD 21228
410-747-8770
800-932-9047
www.phaseonline.com

Certificate of Analysis

Project Name: Chester River Hospital Center
PSS Project No.: 22071424

Sample ID: MW-25 **Date/Time Sampled: 07/13/2022 13:15** **PSS Sample ID: 22071424-008**
Matrix: GROUND WATER **Date/Time Received: 07/14/2022 17:00**

TCL Volatiles plus Oxygenates Analytical Method: SW-846 8260 D Preparation Method: SW5030B

Qualifier(s): See Batch 195650 on Case Narrative.

	Result	Units	RL	Flag	Dil	Prepared	Analyzed	Analyst
1,2-Dichloroethane	ND	ug/L	1.0		1	07/18/22	07/18/22 15:51	1011
cis-1,2-Dichloroethene	ND	ug/L	1.0		1	07/18/22	07/18/22 15:51	1011
1,1-Dichloroethene	ND	ug/L	1.0		1	07/18/22	07/18/22 15:51	1011
1,2-Dichloropropane	ND	ug/L	1.0		1	07/18/22	07/18/22 15:51	1011
cis-1,3-Dichloropropene	ND	ug/L	1.0		1	07/18/22	07/18/22 15:51	1011
trans-1,3-Dichloropropene	ND	ug/L	1.0		1	07/18/22	07/18/22 15:51	1011
trans-1,2-Dichloroethene	ND	ug/L	1.0		1	07/18/22	07/18/22 15:51	1011
Diisopropyl ether	ND	ug/L	1.0		1	07/18/22	07/18/22 15:51	1011
Ethylbenzene	ND	ug/L	1.0		1	07/18/22	07/18/22 15:51	1011
2-Hexanone (MBK)	ND	ug/L	5.0		1	07/18/22	07/18/22 15:51	1011
Isopropylbenzene	ND	ug/L	1.0		1	07/18/22	07/18/22 15:51	1011
Methyl Acetate	ND	ug/L	1.0		1	07/18/22	07/18/22 15:51	1011
Methylcyclohexane	ND	ug/L	1.0		1	07/18/22	07/18/22 15:51	1011
Methylene chloride	ND	ug/L	1.0		1	07/18/22	07/18/22 15:51	1011
4-Methyl-2-Pentanone (MIBK)	ND	ug/L	5.0		1	07/18/22	07/18/22 15:51	1011
Methyl-t-Butyl Ether	ND	ug/L	1.0		1	07/18/22	07/18/22 15:51	1011
Naphthalene	ND	ug/L	1.0		1	07/18/22	07/18/22 15:51	1011
Styrene	ND	ug/L	1.0		1	07/18/22	07/18/22 15:51	1011
1,1,2,2-Tetrachloroethane	ND	ug/L	1.0		1	07/18/22	07/18/22 15:51	1011
Tetrachloroethene	ND	ug/L	1.0		1	07/18/22	07/18/22 15:51	1011
Toluene	ND	ug/L	1.0		1	07/18/22	07/18/22 15:51	1011
1,2,3-Trichlorobenzene	ND	ug/L	1.0		1	07/18/22	07/18/22 15:51	1011
1,2,4-Trichlorobenzene	ND	ug/L	1.0		1	07/18/22	07/18/22 15:51	1011
1,1,1-Trichloroethane	ND	ug/L	1.0		1	07/18/22	07/18/22 15:51	1011
Trichloroethene	ND	ug/L	1.0		1	07/18/22	07/18/22 15:51	1011
1,1,2-Trichloroethane	ND	ug/L	1.0		1	07/18/22	07/18/22 15:51	1011
Trichlorofluoromethane	ND	ug/L	1.0		1	07/18/22	07/18/22 15:51	1011
1,1,2-Trichlorotrifluoroethane	ND	ug/L	1.0		1	07/18/22	07/18/22 15:51	1011
Vinyl chloride	ND	ug/L	1.0		1	07/18/22	07/18/22 15:51	1011
m&p-Xylene	ND	ug/L	2.0		1	07/18/22	07/18/22 15:51	1011
o-Xylene	ND	ug/L	1.0		1	07/18/22	07/18/22 15:51	1011

Surrogate(s)	*Recovery*		*Limits*				
4-Bromofluorobenzene	*105*	*%*	*88-120*	*1*	*07/18/22*	*07/18/22 15:51*	*1011*
Dibromofluoromethane	*101*	*%*	*92-107*	*1*	*07/18/22*	*07/18/22 15:51*	*1011*
Toluene-D8	*101*	*%*	*95-106*	*1*	*07/18/22*	*07/18/22 15:51*	*1011*

PHASE SEPARATION SCIENCE

6630 Baltimore National Pike
Baltimore, MD 21228
410-747-8770
800-932-9047
www.phaseonline.com

Certificate of Analysis

Project Name: Chester River Hospital Center
PSS Project No.: 22071424

Sample ID: MW-16 **Date/Time Sampled: 07/13/2022 14:04** **PSS Sample ID: 22071424-009**
Matrix: GROUND WATER **Date/Time Received: 07/14/2022 17:00**

Total Petroleum Hydrocarbons - DRO Analytical Method: SW-846 8015C DRO Preparation Method: SW3510C

	Result	Units	RL	Flag	Dil	Prepared	Analyzed	Analyst
TPH-DRO (Diesel Range Organics)	ND	mg/L	0.10		1	07/18/22	07/18/22 15:08	1070
Surrogate(s)	***Recovery***		***Limits***					
o-Terphenyl	*71*	*%*	*52-100*		*1*	*07/18/22*	*07/18/22 15:08*	*1070*

TCL Volatiles plus Oxygenates Analytical Method: SW-846 8260 D Preparation Method: SW5030B

Qualifier(s): See Batch 195650 on Case Narrative.

	Result	Units	RL	Flag	Dil	Prepared	Analyzed	Analyst
Acetone	ND	ug/L	5.0		1	07/18/22	07/18/22 16:14	1011
tert-Amyl alcohol	ND	ug/L	5.0		1	07/18/22	07/18/22 16:14	1011
tert-Amyl ethyl ether	ND	ug/L	1.0		1	07/18/22	07/18/22 16:14	1011
tert-Amyl methyl ether	ND	ug/L	1.0		1	07/18/22	07/18/22 16:14	1011
Benzene	ND	ug/L	1.0		1	07/18/22	07/18/22 16:14	1011
Bromochloromethane	ND	ug/L	1.0		1	07/18/22	07/18/22 16:14	1011
Bromodichloromethane	ND	ug/L	1.0		1	07/18/22	07/18/22 16:14	1011
Bromoform	ND	ug/L	1.0		1	07/18/22	07/18/22 16:14	1011
Bromomethane	ND	ug/L	1.0		1	07/18/22	07/18/22 16:14	1011
tert-Butyl alcohol	ND	ug/L	5.0		1	07/18/22	07/18/22 16:14	1011
2-Butanone (MEK)	ND	ug/L	5.0		1	07/18/22	07/18/22 16:14	1011
tert-Butyl ethyl ether	ND	ug/L	1.0		1	07/18/22	07/18/22 16:14	1011
Carbon Disulfide	ND	ug/L	1.0		1	07/18/22	07/18/22 16:14	1011
Carbon tetrachloride	ND	ug/L	1.0		1	07/18/22	07/18/22 16:14	1011
Chlorobenzene	ND	ug/L	1.0		1	07/18/22	07/18/22 16:14	1011
Chloroethane	ND	ug/L	1.0		1	07/18/22	07/18/22 16:14	1011
Chloroform	ND	ug/L	1.0		1	07/18/22	07/18/22 16:14	1011
Chloromethane	ND	ug/L	1.0		1	07/18/22	07/18/22 16:14	1011
Cyclohexane	ND	ug/L	1.0		1	07/18/22	07/18/22 16:14	1011
1,2-Dibromo-3-chloropropane	ND	ug/L	1.0		1	07/18/22	07/18/22 16:14	1011
Dibromochloromethane	ND	ug/L	1.0		1	07/18/22	07/18/22 16:14	1011
1,2-Dibromoethane	ND	ug/L	1.0		1	07/18/22	07/18/22 16:14	1011
1,2-Dichlorobenzene	ND	ug/L	1.0		1	07/18/22	07/18/22 16:14	1011
1,3-Dichlorobenzene	ND	ug/L	1.0		1	07/18/22	07/18/22 16:14	1011
Dichlorodifluoromethane	ND	ug/L	1.0		1	07/18/22	07/18/22 16:14	1011
1,4-Dichlorobenzene	ND	ug/L	1.0		1	07/18/22	07/18/22 16:14	1011
1,1-Dichloroethane	ND	ug/L	1.0		1	07/18/22	07/18/22 16:14	1011

PHASE SEPARATION SCIENCE

6630 Baltimore National Pike
Baltimore, MD 21228
410-747-8770
800-932-9047
www.phaseonline.com

Certificate of Analysis

Project Name: Chester River Hospital Center
PSS Project No.: 22071424

Sample ID: MW-16 **Date/Time Sampled: 07/13/2022 14:04** **PSS Sample ID: 22071424-009**
Matrix: GROUND WATER **Date/Time Received: 07/14/2022 17:00**

TCL Volatiles plus Oxygenates Analytical Method: SW-846 8260 D Preparation Method: SW5030B

Qualifier(s): See Batch 195650 on Case Narrative.

	Result	Units	RL	Flag	Dil	Prepared	Analyzed	Analyst
1,2-Dichloroethane	ND	ug/L	1.0		1	07/18/22	07/18/22 16:14	1011
cis-1,2-Dichloroethene	ND	ug/L	1.0		1	07/18/22	07/18/22 16:14	1011
1,1-Dichloroethene	ND	ug/L	1.0		1	07/18/22	07/18/22 16:14	1011
1,2-Dichloropropane	ND	ug/L	1.0		1	07/18/22	07/18/22 16:14	1011
cis-1,3-Dichloropropene	ND	ug/L	1.0		1	07/18/22	07/18/22 16:14	1011
trans-1,3-Dichloropropene	ND	ug/L	1.0		1	07/18/22	07/18/22 16:14	1011
trans-1,2-Dichloroethene	ND	ug/L	1.0		1	07/18/22	07/18/22 16:14	1011
Diisopropyl ether	ND	ug/L	1.0		1	07/18/22	07/18/22 16:14	1011
Ethylbenzene	ND	ug/L	1.0		1	07/18/22	07/18/22 16:14	1011
2-Hexanone (MBK)	ND	ug/L	5.0		1	07/18/22	07/18/22 16:14	1011
Isopropylbenzene	ND	ug/L	1.0		1	07/18/22	07/18/22 16:14	1011
Methyl Acetate	ND	ug/L	1.0		1	07/18/22	07/18/22 16:14	1011
Methylcyclohexane	ND	ug/L	1.0		1	07/18/22	07/18/22 16:14	1011
Methylene chloride	ND	ug/L	1.0		1	07/18/22	07/18/22 16:14	1011
4-Methyl-2-Pentanone (MIBK)	ND	ug/L	5.0		1	07/18/22	07/18/22 16:14	1011
Methyl-t-Butyl Ether	ND	ug/L	1.0		1	07/18/22	07/18/22 16:14	1011
Naphthalene	ND	ug/L	1.0		1	07/18/22	07/18/22 16:14	1011
Styrene	ND	ug/L	1.0		1	07/18/22	07/18/22 16:14	1011
1,1,2,2-Tetrachloroethane	ND	ug/L	1.0		1	07/18/22	07/18/22 16:14	1011
Tetrachloroethene	ND	ug/L	1.0		1	07/18/22	07/18/22 16:14	1011
Toluene	ND	ug/L	1.0		1	07/18/22	07/18/22 16:14	1011
1,2,3-Trichlorobenzene	ND	ug/L	1.0		1	07/18/22	07/18/22 16:14	1011
1,2,4-Trichlorobenzene	ND	ug/L	1.0		1	07/18/22	07/18/22 16:14	1011
1,1,1-Trichloroethane	ND	ug/L	1.0		1	07/18/22	07/18/22 16:14	1011
Trichloroethene	ND	ug/L	1.0		1	07/18/22	07/18/22 16:14	1011
1,1,2-Trichloroethane	ND	ug/L	1.0		1	07/18/22	07/18/22 16:14	1011
Trichlorofluoromethane	ND	ug/L	1.0		1	07/18/22	07/18/22 16:14	1011
1,1,2-Trichlorotrifluoroethane	ND	ug/L	1.0		1	07/18/22	07/18/22 16:14	1011
Vinyl chloride	ND	ug/L	1.0		1	07/18/22	07/18/22 16:14	1011
m&p-Xylene	ND	ug/L	2.0		1	07/18/22	07/18/22 16:14	1011
o-Xylene	ND	ug/L	1.0		1	07/18/22	07/18/22 16:14	1011

Surrogate(s)	*Recovery*		*Limits*				
4-Bromofluorobenzene	*103*	*%*	*88-120*	*1*	*07/18/22*	*07/18/22 16:14*	*1011*
Dibromofluoromethane	*101*	*%*	*92-107*	*1*	*07/18/22*	*07/18/22 16:14*	*1011*
Toluene-D8	*102*	*%*	*95-106*	*1*	*07/18/22*	*07/18/22 16:14*	*1011*

PHASE SEPARATION SCIENCE

6630 Baltimore National Pike
Baltimore, MD 21228
410-747-8770
800-932-9047
www.phaseonline.com

Certificate of Analysis

Project Name: Chester River Hospital Center
PSS Project No.: 22071424

Sample ID: Trip Blank **Date/Time Sampled: 07/13/2022 00:00** **PSS Sample ID: 22071424-010**
Matrix: GROUND WATER **Date/Time Received: 07/14/2022 17:00**

TCL Volatiles plus Oxygenates Analytical Method: SW-846 8260 D Preparation Method: SW5030B

Qualifier(s): See Batch 195650 on Case Narrative.

	Result	Units	RL	Flag	Dil	Prepared	Analyzed	Analyst
Acetone	ND	ug/L	5.0		1	07/18/22	07/18/22 16:40	1011
tert-Amyl alcohol	ND	ug/L	5.0		1	07/18/22	07/18/22 16:40	1011
tert-Amyl ethyl ether	ND	ug/L	1.0		1	07/18/22	07/18/22 16:40	1011
tert-Amyl methyl ether	ND	ug/L	1.0		1	07/18/22	07/18/22 16:40	1011
Benzene	ND	ug/L	1.0		1	07/18/22	07/18/22 16:40	1011
Bromochloromethane	ND	ug/L	1.0		1	07/18/22	07/18/22 16:40	1011
Bromodichloromethane	ND	ug/L	1.0		1	07/18/22	07/18/22 16:40	1011
Bromoform	ND	ug/L	1.0		1	07/18/22	07/18/22 16:40	1011
Bromomethane	ND	ug/L	1.0		1	07/18/22	07/18/22 16:40	1011
tert-Butyl alcohol	ND	ug/L	5.0		1	07/18/22	07/18/22 16:40	1011
2-Butanone (MEK)	ND	ug/L	5.0		1	07/18/22	07/18/22 16:40	1011
tert-Butyl ethyl ether	ND	ug/L	1.0		1	07/18/22	07/18/22 16:40	1011
Carbon Disulfide	ND	ug/L	1.0		1	07/18/22	07/18/22 16:40	1011
Carbon tetrachloride	ND	ug/L	1.0		1	07/18/22	07/18/22 16:40	1011
Chlorobenzene	ND	ug/L	1.0		1	07/18/22	07/18/22 16:40	1011
Chloroethane	ND	ug/L	1.0		1	07/18/22	07/18/22 16:40	1011
Chloroform	ND	ug/L	1.0		1	07/18/22	07/18/22 16:40	1011
Chloromethane	ND	ug/L	1.0		1	07/18/22	07/18/22 16:40	1011
Cyclohexane	ND	ug/L	1.0		1	07/18/22	07/18/22 16:40	1011
1,2-Dibromo-3-chloropropane	ND	ug/L	1.0		1	07/18/22	07/18/22 16:40	1011
Dibromochloromethane	ND	ug/L	1.0		1	07/18/22	07/18/22 16:40	1011
1,2-Dibromoethane	ND	ug/L	1.0		1	07/18/22	07/18/22 16:40	1011
1,2-Dichlorobenzene	ND	ug/L	1.0		1	07/18/22	07/18/22 16:40	1011
1,3-Dichlorobenzene	ND	ug/L	1.0		1	07/18/22	07/18/22 16:40	1011
Dichlorodifluoromethane	ND	ug/L	1.0		1	07/18/22	07/18/22 16:40	1011
1,4-Dichlorobenzene	ND	ug/L	1.0		1	07/18/22	07/18/22 16:40	1011
1,1-Dichloroethane	ND	ug/L	1.0		1	07/18/22	07/18/22 16:40	1011
1,2-Dichloroethane	ND	ug/L	1.0		1	07/18/22	07/18/22 16:40	1011
cis-1,2-Dichloroethene	ND	ug/L	1.0		1	07/18/22	07/18/22 16:40	1011
1,1-Dichloroethene	ND	ug/L	1.0		1	07/18/22	07/18/22 16:40	1011
1,2-Dichloropropane	ND	ug/L	1.0		1	07/18/22	07/18/22 16:40	1011
cis-1,3-Dichloropropene	ND	ug/L	1.0		1	07/18/22	07/18/22 16:40	1011
trans-1,3-Dichloropropene	ND	ug/L	1.0		1	07/18/22	07/18/22 16:40	1011
trans-1,2-Dichloroethene	ND	ug/L	1.0		1	07/18/22	07/18/22 16:40	1011
Diisopropyl ether	ND	ug/L	1.0		1	07/18/22	07/18/22 16:40	1011

PHASE SEPARATION SCIENCE

6630 Baltimore National Pike
Baltimore, MD 21228
410-747-8770
800-932-9047
www.phaseonline.com

Certificate of Analysis

Project Name: Chester River Hospital Center
PSS Project No.: 22071424

Sample ID: Trip Blank **Date/Time Sampled: 07/13/2022 00:00** **PSS Sample ID: 22071424-010**
Matrix: GROUND WATER **Date/Time Received: 07/14/2022 17:00**

TCL Volatiles plus Oxygenates Analytical Method: SW-846 8260 D Preparation Method: SW5030B

Qualifier(s): See Batch 195650 on Case Narrative.

	Result	Units	RL	Flag	Dil	Prepared	Analyzed	Analyst
Ethylbenzene	ND	ug/L	1.0		1	07/18/22	07/18/22 16:40	1011
2-Hexanone (MBK)	ND	ug/L	5.0		1	07/18/22	07/18/22 16:40	1011
Isopropylbenzene	ND	ug/L	1.0		1	07/18/22	07/18/22 16:40	1011
Methyl Acetate	ND	ug/L	1.0		1	07/18/22	07/18/22 16:40	1011
Methylcyclohexane	ND	ug/L	1.0		1	07/18/22	07/18/22 16:40	1011
Methylene chloride	ND	ug/L	1.0		1	07/18/22	07/18/22 16:40	1011
4-Methyl-2-Pentanone (MIBK)	ND	ug/L	5.0		1	07/18/22	07/18/22 16:40	1011
Methyl-t-Butyl Ether	ND	ug/L	1.0		1	07/18/22	07/18/22 16:40	1011
Naphthalene	ND	ug/L	1.0		1	07/18/22	07/18/22 16:40	1011
Styrene	ND	ug/L	1.0		1	07/18/22	07/18/22 16:40	1011
1,1,2,2-Tetrachloroethane	ND	ug/L	1.0		1	07/18/22	07/18/22 16:40	1011
Tetrachloroethene	ND	ug/L	1.0		1	07/18/22	07/18/22 16:40	1011
Toluene	ND	ug/L	1.0		1	07/18/22	07/18/22 16:40	1011
1,2,3-Trichlorobenzene	ND	ug/L	1.0		1	07/18/22	07/18/22 16:40	1011
1,2,4-Trichlorobenzene	ND	ug/L	1.0		1	07/18/22	07/18/22 16:40	1011
1,1,1-Trichloroethane	ND	ug/L	1.0		1	07/18/22	07/18/22 16:40	1011
Trichloroethene	ND	ug/L	1.0		1	07/18/22	07/18/22 16:40	1011
1,1,2-Trichloroethane	ND	ug/L	1.0		1	07/18/22	07/18/22 16:40	1011
Trichlorofluoromethane	ND	ug/L	1.0		1	07/18/22	07/18/22 16:40	1011
1,1,2-Trichlorotrifluoroethane	ND	ug/L	1.0		1	07/18/22	07/18/22 16:40	1011
Vinyl chloride	ND	ug/L	1.0		1	07/18/22	07/18/22 16:40	1011
m&p-Xylene	ND	ug/L	2.0		1	07/18/22	07/18/22 16:40	1011
o-Xylene	ND	ug/L	1.0		1	07/18/22	07/18/22 16:40	1011

Surrogate(s)	*Recovery*		*Limits*				
4-Bromofluorobenzene	*105*	*%*	*88-120*		*1*	*07/18/22*	*07/18/22 16:40*	*1011*
Dibromofluoromethane	*101*	*%*	*92-107*		*1*	*07/18/22*	*07/18/22 16:40*	*1011*
Toluene-D8	*101*	*%*	*95-106*		*1*	*07/18/22*	*07/18/22 16:40*	*1011*

PHASE SEPARATION SCIENCE

6630 Baltimore National Pike
Baltimore, MD 21228
410-747-8770
800-932-9047
www.phaseonline.com

Certificate of Analysis

Project Name: Chester River Hospital Center
PSS Project No.: 22071424

Sample ID: MW-50 **Date/Time Sampled: 07/13/2022 15:25** **PSS Sample ID: 22071424-011**
Matrix: GROUND WATER **Date/Time Received: 07/14/2022 17:00**

Total Petroleum Hydrocarbons - DRO Analytical Method: SW-846 8015C DRO Preparation Method: SW3510C

	Result	Units	RL	Flag	Dil	Prepared	Analyzed	Analyst
TPH-DRO (Diesel Range Organics)	ND	mg/L	0.10		1	07/18/22	07/18/22 15:33	1070
Surrogate(s)	***Recovery***		***Limits***					
o-Terphenyl	*94*	*%*	*52-100*		*1*	*07/18/22*	*07/18/22 15:33*	*1070*

TCL Volatiles plus Oxygenates Analytical Method: SW-846 8260 D Preparation Method: SW5030B

Qualifier(s): See Batch 195650 on Case Narrative.

	Result	Units	RL	Flag	Dil	Prepared	Analyzed	Analyst
Acetone	ND	ug/L	5.0		1	07/18/22	07/18/22 17:23	1011
tert-Amyl alcohol	ND	ug/L	5.0		1	07/18/22	07/18/22 17:23	1011
tert-Amyl ethyl ether	ND	ug/L	1.0		1	07/18/22	07/18/22 17:23	1011
tert-Amyl methyl ether	ND	ug/L	1.0		1	07/18/22	07/18/22 17:23	1011
Benzene	ND	ug/L	1.0		1	07/18/22	07/18/22 17:23	1011
Bromochloromethane	ND	ug/L	1.0		1	07/18/22	07/18/22 17:23	1011
Bromodichloromethane	ND	ug/L	1.0		1	07/18/22	07/18/22 17:23	1011
Bromoform	ND	ug/L	1.0		1	07/18/22	07/18/22 17:23	1011
Bromomethane	ND	ug/L	1.0		1	07/18/22	07/18/22 17:23	1011
tert-Butyl alcohol	ND	ug/L	5.0		1	07/18/22	07/18/22 17:23	1011
2-Butanone (MEK)	ND	ug/L	5.0		1	07/18/22	07/18/22 17:23	1011
tert-Butyl ethyl ether	ND	ug/L	1.0		1	07/18/22	07/18/22 17:23	1011
Carbon Disulfide	ND	ug/L	1.0		1	07/18/22	07/18/22 17:23	1011
Carbon tetrachloride	ND	ug/L	1.0		1	07/18/22	07/18/22 17:23	1011
Chlorobenzene	ND	ug/L	1.0		1	07/18/22	07/18/22 17:23	1011
Chloroethane	ND	ug/L	1.0		1	07/18/22	07/18/22 17:23	1011
Chloroform	ND	ug/L	1.0		1	07/18/22	07/18/22 17:23	1011
Chloromethane	ND	ug/L	1.0		1	07/18/22	07/18/22 17:23	1011
Cyclohexane	ND	ug/L	1.0		1	07/18/22	07/18/22 17:23	1011
1,2-Dibromo-3-chloropropane	ND	ug/L	1.0		1	07/18/22	07/18/22 17:23	1011
Dibromochloromethane	ND	ug/L	1.0		1	07/18/22	07/18/22 17:23	1011
1,2-Dibromoethane	ND	ug/L	1.0		1	07/18/22	07/18/22 17:23	1011
1,2-Dichlorobenzene	ND	ug/L	1.0		1	07/18/22	07/18/22 17:23	1011
1,3-Dichlorobenzene	ND	ug/L	1.0		1	07/18/22	07/18/22 17:23	1011
Dichlorodifluoromethane	ND	ug/L	1.0		1	07/18/22	07/18/22 17:23	1011
1,4-Dichlorobenzene	ND	ug/L	1.0		1	07/18/22	07/18/22 17:23	1011
1,1-Dichloroethane	ND	ug/L	1.0		1	07/18/22	07/18/22 17:23	1011

PHASE SEPARATION SCIENCE

6630 Baltimore National Pike
Baltimore, MD 21228
410-747-8770
800-932-9047
www.phaseonline.com

Certificate of Analysis

Project Name: Chester River Hospital Center
PSS Project No.: 22071424

Sample ID: MW-50 **Date/Time Sampled: 07/13/2022 15:25** **PSS Sample ID: 22071424-011**
Matrix: GROUND WATER **Date/Time Received: 07/14/2022 17:00**

TCL Volatiles plus Oxygenates Analytical Method: SW-846 8260 D Preparation Method: SW5030B

Qualifier(s): See Batch 195650 on Case Narrative.

	Result	Units	RL	Flag	Dil	Prepared	Analyzed	Analyst
1,2-Dichloroethane	ND	ug/L	1.0		1	07/18/22	07/18/22 17:23	1011
cis-1,2-Dichloroethene	ND	ug/L	1.0		1	07/18/22	07/18/22 17:23	1011
1,1-Dichloroethene	ND	ug/L	1.0		1	07/18/22	07/18/22 17:23	1011
1,2-Dichloropropane	ND	ug/L	1.0		1	07/18/22	07/18/22 17:23	1011
cis-1,3-Dichloropropene	ND	ug/L	1.0		1	07/18/22	07/18/22 17:23	1011
trans-1,3-Dichloropropene	ND	ug/L	1.0		1	07/18/22	07/18/22 17:23	1011
trans-1,2-Dichloroethene	ND	ug/L	1.0		1	07/18/22	07/18/22 17:23	1011
Diisopropyl ether	ND	ug/L	1.0		1	07/18/22	07/18/22 17:23	1011
Ethylbenzene	ND	ug/L	1.0		1	07/18/22	07/18/22 17:23	1011
2-Hexanone (MBK)	ND	ug/L	5.0		1	07/18/22	07/18/22 17:23	1011
Isopropylbenzene	ND	ug/L	1.0		1	07/18/22	07/18/22 17:23	1011
Methyl Acetate	ND	ug/L	1.0		1	07/18/22	07/18/22 17:23	1011
Methylcyclohexane	ND	ug/L	1.0		1	07/18/22	07/18/22 17:23	1011
Methylene chloride	ND	ug/L	1.0		1	07/18/22	07/18/22 17:23	1011
4-Methyl-2-Pentanone (MIBK)	ND	ug/L	5.0		1	07/18/22	07/18/22 17:23	1011
Methyl-t-Butyl Ether	ND	ug/L	1.0		1	07/18/22	07/18/22 17:23	1011
Naphthalene	ND	ug/L	1.0		1	07/18/22	07/18/22 17:23	1011
Styrene	ND	ug/L	1.0		1	07/18/22	07/18/22 17:23	1011
1,1,2,2-Tetrachloroethane	ND	ug/L	1.0		1	07/18/22	07/18/22 17:23	1011
Tetrachloroethene	ND	ug/L	1.0		1	07/18/22	07/18/22 17:23	1011
Toluene	ND	ug/L	1.0		1	07/18/22	07/18/22 17:23	1011
1,2,3-Trichlorobenzene	ND	ug/L	1.0		1	07/18/22	07/18/22 17:23	1011
1,2,4-Trichlorobenzene	ND	ug/L	1.0		1	07/18/22	07/18/22 17:23	1011
1,1,1-Trichloroethane	ND	ug/L	1.0		1	07/18/22	07/18/22 17:23	1011
Trichloroethene	ND	ug/L	1.0		1	07/18/22	07/18/22 17:23	1011
1,1,2-Trichloroethane	ND	ug/L	1.0		1	07/18/22	07/18/22 17:23	1011
Trichlorofluoromethane	ND	ug/L	1.0		1	07/18/22	07/18/22 17:23	1011
1,1,2-Trichlorotrifluoroethane	ND	ug/L	1.0		1	07/18/22	07/18/22 17:23	1011
Vinyl chloride	ND	ug/L	1.0		1	07/18/22	07/18/22 17:23	1011
m&p-Xylene	ND	ug/L	2.0		1	07/18/22	07/18/22 17:23	1011
o-Xylene	ND	ug/L	1.0		1	07/18/22	07/18/22 17:23	1011

Surrogate(s)	*Recovery*		*Limits*				
4-Bromofluorobenzene	*104*	*%*	*88-120*		*1*	*07/18/22*	*07/18/22 17:23*	*1011*
Dibromofluoromethane	*101*	*%*	*92-107*		*1*	*07/18/22*	*07/18/22 17:23*	*1011*
Toluene-D8	*100*	*%*	*95-106*		*1*	*07/18/22*	*07/18/22 17:23*	*1011*

PHASE SEPARATION SCIENCE

6630 Baltimore National Pike
Baltimore, MD 21228
410-747-8770
800-932-9047
www.phaseonline.com

Certificate of Analysis

Project Name: Chester River Hospital Center
PSS Project No.: 22071424

Sample ID: MW-17 **Date/Time Sampled: 07/14/2022 08:04** **PSS Sample ID: 22071424-012**
Matrix: GROUND WATER **Date/Time Received: 07/14/2022 17:00**

Inorganic Anions: Nitrate — Analytical Method: EPA 300.0 — Preparation Method: E300.0P

	Result	Units	RL	Flag	Dil	Prepared	Analyzed	Analyst
Nitrate (as N)	**3.5**	mg/L	0.10		1	07/15/22	07/15/22 13:08	1053

Total Petroleum Hydrocarbons - DRO — Analytical Method: SW-846 8015C DRO — Preparation Method: SW3510C

	Result	Units	RL	Flag	Dil	Prepared	Analyzed	Analyst
TPH-DRO (Diesel Range Organics)	ND	mg/L	0.10		1	07/18/22	07/18/22 15:33	1070
Surrogate(s)	***Recovery***		***Limits***					
o-Terphenyl	*83*	*%*	*52-100*		*1*	*07/18/22*	*07/18/22 15:33*	*1070*

TCL Volatiles plus Oxygenates — Analytical Method: SW-846 8260 D — Preparation Method: SW5030B

Qualifier(s): See Batch 195650 on Case Narrative.

	Result	Units	RL	Flag	Dil	Prepared	Analyzed	Analyst
Acetone	ND	ug/L	5.0		1	07/18/22	07/18/22 17:46	1011
tert-Amyl alcohol	ND	ug/L	5.0		1	07/18/22	07/18/22 17:46	1011
tert-Amyl ethyl ether	ND	ug/L	1.0		1	07/18/22	07/18/22 17:46	1011
tert-Amyl methyl ether	ND	ug/L	1.0		1	07/18/22	07/18/22 17:46	1011
Benzene	ND	ug/L	1.0		1	07/18/22	07/18/22 17:46	1011
Bromochloromethane	ND	ug/L	1.0		1	07/18/22	07/18/22 17:46	1011
Bromodichloromethane	ND	ug/L	1.0		1	07/18/22	07/18/22 17:46	1011
Bromoform	ND	ug/L	1.0		1	07/18/22	07/18/22 17:46	1011
Bromomethane	ND	ug/L	1.0		1	07/18/22	07/18/22 17:46	1011
tert-Butyl alcohol	ND	ug/L	5.0		1	07/18/22	07/18/22 17:46	1011
2-Butanone (MEK)	ND	ug/L	5.0		1	07/18/22	07/18/22 17:46	1011
tert-Butyl ethyl ether	ND	ug/L	1.0		1	07/18/22	07/18/22 17:46	1011
Carbon Disulfide	ND	ug/L	1.0		1	07/18/22	07/18/22 17:46	1011
Carbon tetrachloride	ND	ug/L	1.0		1	07/18/22	07/18/22 17:46	1011
Chlorobenzene	ND	ug/L	1.0		1	07/18/22	07/18/22 17:46	1011
Chloroethane	ND	ug/L	1.0		1	07/18/22	07/18/22 17:46	1011
Chloroform	ND	ug/L	1.0		1	07/18/22	07/18/22 17:46	1011
Chloromethane	ND	ug/L	1.0		1	07/18/22	07/18/22 17:46	1011

PHASE SEPARATION SCIENCE

6630 Baltimore National Pike
Baltimore, MD 21228
410-747-8770
800-932-9047
www.phaseonline.com

Certificate of Analysis

Project Name: Chester River Hospital Center
PSS Project No.: 22071424

Sample ID: MW-17 **Date/Time Sampled: 07/14/2022 08:04** **PSS Sample ID: 22071424-012**
Matrix: GROUND WATER **Date/Time Received: 07/14/2022 17:00**

TCL Volatiles plus Oxygenates Analytical Method: SW-846 8260 D Preparation Method: SW5030B

Qualifier(s): See Batch 195650 on Case Narrative.

	Result	Units	RL	Flag	Dil	Prepared	Analyzed	Analyst
Cyclohexane	ND	ug/L	1.0		1	07/18/22	07/18/22 17:46	1011
1,2-Dibromo-3-chloropropane	ND	ug/L	1.0		1	07/18/22	07/18/22 17:46	1011
Dibromochloromethane	ND	ug/L	1.0		1	07/18/22	07/18/22 17:46	1011
1,2-Dibromoethane	ND	ug/L	1.0		1	07/18/22	07/18/22 17:46	1011
1,2-Dichlorobenzene	ND	ug/L	1.0		1	07/18/22	07/18/22 17:46	1011
1,3-Dichlorobenzene	ND	ug/L	1.0		1	07/18/22	07/18/22 17:46	1011
Dichlorodifluoromethane	ND	ug/L	1.0		1	07/18/22	07/18/22 17:46	1011
1,4-Dichlorobenzene	ND	ug/L	1.0		1	07/18/22	07/18/22 17:46	1011
1,1-Dichloroethane	ND	ug/L	1.0		1	07/18/22	07/18/22 17:46	1011
1,2-Dichloroethane	ND	ug/L	1.0		1	07/18/22	07/18/22 17:46	1011
cis-1,2-Dichloroethene	ND	ug/L	1.0		1	07/18/22	07/18/22 17:46	1011
1,1-Dichloroethene	ND	ug/L	1.0		1	07/18/22	07/18/22 17:46	1011
1,2-Dichloropropane	ND	ug/L	1.0		1	07/18/22	07/18/22 17:46	1011
cis-1,3-Dichloropropene	ND	ug/L	1.0		1	07/18/22	07/18/22 17:46	1011
trans-1,3-Dichloropropene	ND	ug/L	1.0		1	07/18/22	07/18/22 17:46	1011
trans-1,2-Dichloroethene	ND	ug/L	1.0		1	07/18/22	07/18/22 17:46	1011
Diisopropyl ether	ND	ug/L	1.0		1	07/18/22	07/18/22 17:46	1011
Ethylbenzene	ND	ug/L	1.0		1	07/18/22	07/18/22 17:46	1011
2-Hexanone (MBK)	ND	ug/L	5.0		1	07/18/22	07/18/22 17:46	1011
Isopropylbenzene	ND	ug/L	1.0		1	07/18/22	07/18/22 17:46	1011
Methyl Acetate	ND	ug/L	1.0		1	07/18/22	07/18/22 17:46	1011
Methylcyclohexane	ND	ug/L	1.0		1	07/18/22	07/18/22 17:46	1011
Methylene chloride	ND	ug/L	1.0		1	07/18/22	07/18/22 17:46	1011
4-Methyl-2-Pentanone (MIBK)	ND	ug/L	5.0		1	07/18/22	07/18/22 17:46	1011
Methyl-t-Butyl Ether	ND	ug/L	1.0		1	07/18/22	07/18/22 17:46	1011
Naphthalene	ND	ug/L	1.0		1	07/18/22	07/18/22 17:46	1011
Styrene	ND	ug/L	1.0		1	07/18/22	07/18/22 17:46	1011
1,1,2,2-Tetrachloroethane	ND	ug/L	1.0		1	07/18/22	07/18/22 17:46	1011
Tetrachloroethene	ND	ug/L	1.0		1	07/18/22	07/18/22 17:46	1011
Toluene	ND	ug/L	1.0		1	07/18/22	07/18/22 17:46	1011
1,2,3-Trichlorobenzene	ND	ug/L	1.0		1	07/18/22	07/18/22 17:46	1011
1,2,4-Trichlorobenzene	ND	ug/L	1.0		1	07/18/22	07/18/22 17:46	1011
1,1,1-Trichloroethane	ND	ug/L	1.0		1	07/18/22	07/18/22 17:46	1011
Trichloroethene	ND	ug/L	1.0		1	07/18/22	07/18/22 17:46	1011
1,1,2-Trichloroethane	ND	ug/L	1.0		1	07/18/22	07/18/22 17:46	1011

PHASE SEPARATION SCIENCE

6630 Baltimore National Pike
Baltimore, MD 21228
410-747-8770
800-932-9047
www.phaseonline.com

Certificate of Analysis

Project Name: Chester River Hospital Center
PSS Project No.: 22071424

Sample ID: MW-17 **Date/Time Sampled: 07/14/2022 08:04** **PSS Sample ID: 22071424-012**
Matrix: GROUND WATER **Date/Time Received: 07/14/2022 17:00**

TCL Volatiles plus Oxygenates Analytical Method: SW-846 8260 D Preparation Method: SW5030B

Qualifier(s): See Batch 195650 on Case Narrative.

	Result	Units	RL	Flag	Dil	Prepared	Analyzed	Analyst
Trichlorofluoromethane	ND	ug/L	1.0		1	07/18/22	07/18/22 17:46	1011
1,1,2-Trichlorotrifluoroethane	ND	ug/L	1.0		1	07/18/22	07/18/22 17:46	1011
Vinyl chloride	ND	ug/L	1.0		1	07/18/22	07/18/22 17:46	1011
m&p-Xylene	ND	ug/L	2.0		1	07/18/22	07/18/22 17:46	1011
o-Xylene	ND	ug/L	1.0		1	07/18/22	07/18/22 17:46	1011

Surrogate(s)	*Recovery*		*Limits*				
4-Bromofluorobenzene	*101*	*%*	*88-120*		*1*	*07/18/22*	*07/18/22 17:46*	*1011*
Dibromofluoromethane	*101*	*%*	*92-107*		*1*	*07/18/22*	*07/18/22 17:46*	*1011*
Toluene-D8	*100*	*%*	*95-106*		*1*	*07/18/22*	*07/18/22 17:46*	*1011*

PHASE SEPARATION SCIENCE

6630 Baltimore National Pike
Baltimore, MD 21228
410-747-8770
800-932-9047
www.phaseonline.com

Certificate of Analysis

Project Name: Chester River Hospital Center
PSS Project No.: 22071424

Sample ID: MW-15 **Date/Time Sampled: 07/14/2022 08:51** **PSS Sample ID: 22071424-013**
Matrix: GROUND WATER **Date/Time Received: 07/14/2022 17:00**

Inorganic Anions: Nitrate — Analytical Method: EPA 300.0 — Preparation Method: E300.0P

	Result	Units	RL	Flag	Dil	Prepared	Analyzed	Analyst
Nitrate (as N)	**5.4**	mg/L	0.10		1	07/15/22	07/15/22 14:17	1053

Total Petroleum Hydrocarbons - DRO — Analytical Method: SW-846 8015C DRO — Preparation Method: SW3510C

	Result	Units	RL	Flag	Dil	Prepared	Analyzed	Analyst
TPH-DRO (Diesel Range Organics)	ND	mg/L	0.10		1	07/18/22	07/18/22 15:58	1070
Surrogate(s)	***Recovery***		***Limits***					
o-Terphenyl	*84*	*%*	*52-100*		*1*	*07/18/22*	*07/18/22 15:58*	*1070*

TCL Volatiles plus Oxygenates — Analytical Method: SW-846 8260 D — Preparation Method: SW5030B

Qualifier(s): See Batch 195650 on Case Narrative.

	Result	Units	RL	Flag	Dil	Prepared	Analyzed	Analyst
Acetone	ND	ug/L	5.0		1	07/18/22	07/18/22 18:09	1011
tert-Amyl alcohol	ND	ug/L	5.0		1	07/18/22	07/18/22 18:09	1011
tert-Amyl ethyl ether	ND	ug/L	1.0		1	07/18/22	07/18/22 18:09	1011
tert-Amyl methyl ether	ND	ug/L	1.0		1	07/18/22	07/18/22 18:09	1011
Benzene	ND	ug/L	1.0		1	07/18/22	07/18/22 18:09	1011
Bromochloromethane	ND	ug/L	1.0		1	07/18/22	07/18/22 18:09	1011
Bromodichloromethane	ND	ug/L	1.0		1	07/18/22	07/18/22 18:09	1011
Bromoform	ND	ug/L	1.0		1	07/18/22	07/18/22 18:09	1011
Bromomethane	ND	ug/L	1.0		1	07/18/22	07/18/22 18:09	1011
tert-Butyl alcohol	ND	ug/L	5.0		1	07/18/22	07/18/22 18:09	1011
2-Butanone (MEK)	ND	ug/L	5.0		1	07/18/22	07/18/22 18:09	1011
tert-Butyl ethyl ether	ND	ug/L	1.0		1	07/18/22	07/18/22 18:09	1011
Carbon Disulfide	ND	ug/L	1.0		1	07/18/22	07/18/22 18:09	1011
Carbon tetrachloride	ND	ug/L	1.0		1	07/18/22	07/18/22 18:09	1011
Chlorobenzene	ND	ug/L	1.0		1	07/18/22	07/18/22 18:09	1011
Chloroethane	ND	ug/L	1.0		1	07/18/22	07/18/22 18:09	1011
Chloroform	ND	ug/L	1.0		1	07/18/22	07/18/22 18:09	1011
Chloromethane	ND	ug/L	1.0		1	07/18/22	07/18/22 18:09	1011

PHASE SEPARATION SCIENCE

6630 Baltimore National Pike
Baltimore, MD 21228
410-747-8770
800-932-9047
www.phaseonline.com

Certificate of Analysis

Project Name: Chester River Hospital Center
PSS Project No.: 22071424

Sample ID: MW-15 **Date/Time Sampled: 07/14/2022 08:51** **PSS Sample ID: 22071424-013**
Matrix: GROUND WATER **Date/Time Received: 07/14/2022 17:00**

TCL Volatiles plus Oxygenates Analytical Method: SW-846 8260 D Preparation Method: SW5030B

Qualifier(s): See Batch 195650 on Case Narrative.

	Result	Units	RL	Flag	Dil	Prepared	Analyzed	Analyst
Cyclohexane	ND	ug/L	1.0		1	07/18/22	07/18/22 18:09	1011
1,2-Dibromo-3-chloropropane	ND	ug/L	1.0		1	07/18/22	07/18/22 18:09	1011
Dibromochloromethane	ND	ug/L	1.0		1	07/18/22	07/18/22 18:09	1011
1,2-Dibromoethane	ND	ug/L	1.0		1	07/18/22	07/18/22 18:09	1011
1,2-Dichlorobenzene	ND	ug/L	1.0		1	07/18/22	07/18/22 18:09	1011
1,3-Dichlorobenzene	ND	ug/L	1.0		1	07/18/22	07/18/22 18:09	1011
Dichlorodifluoromethane	ND	ug/L	1.0		1	07/18/22	07/18/22 18:09	1011
1,4-Dichlorobenzene	ND	ug/L	1.0		1	07/18/22	07/18/22 18:09	1011
1,1-Dichloroethane	ND	ug/L	1.0		1	07/18/22	07/18/22 18:09	1011
1,2-Dichloroethane	ND	ug/L	1.0		1	07/18/22	07/18/22 18:09	1011
cis-1,2-Dichloroethene	ND	ug/L	1.0		1	07/18/22	07/18/22 18:09	1011
1,1-Dichloroethene	ND	ug/L	1.0		1	07/18/22	07/18/22 18:09	1011
1,2-Dichloropropane	ND	ug/L	1.0		1	07/18/22	07/18/22 18:09	1011
cis-1,3-Dichloropropene	ND	ug/L	1.0		1	07/18/22	07/18/22 18:09	1011
trans-1,3-Dichloropropene	ND	ug/L	1.0		1	07/18/22	07/18/22 18:09	1011
trans-1,2-Dichloroethene	ND	ug/L	1.0		1	07/18/22	07/18/22 18:09	1011
Diisopropyl ether	ND	ug/L	1.0		1	07/18/22	07/18/22 18:09	1011
Ethylbenzene	ND	ug/L	1.0		1	07/18/22	07/18/22 18:09	1011
2-Hexanone (MBK)	ND	ug/L	5.0		1	07/18/22	07/18/22 18:09	1011
Isopropylbenzene	ND	ug/L	1.0		1	07/18/22	07/18/22 18:09	1011
Methyl Acetate	ND	ug/L	1.0		1	07/18/22	07/18/22 18:09	1011
Methylcyclohexane	ND	ug/L	1.0		1	07/18/22	07/18/22 18:09	1011
Methylene chloride	ND	ug/L	1.0		1	07/18/22	07/18/22 18:09	1011
4-Methyl-2-Pentanone (MIBK)	ND	ug/L	5.0		1	07/18/22	07/18/22 18:09	1011
Methyl-t-Butyl Ether	ND	ug/L	1.0		1	07/18/22	07/18/22 18:09	1011
Naphthalene	ND	ug/L	1.0		1	07/18/22	07/18/22 18:09	1011
Styrene	ND	ug/L	1.0		1	07/18/22	07/18/22 18:09	1011
1,1,2,2-Tetrachloroethane	ND	ug/L	1.0		1	07/18/22	07/18/22 18:09	1011
Tetrachloroethene	ND	ug/L	1.0		1	07/18/22	07/18/22 18:09	1011
Toluene	ND	ug/L	1.0		1	07/18/22	07/18/22 18:09	1011
1,2,3-Trichlorobenzene	ND	ug/L	1.0		1	07/18/22	07/18/22 18:09	1011
1,2,4-Trichlorobenzene	ND	ug/L	1.0		1	07/18/22	07/18/22 18:09	1011
1,1,1-Trichloroethane	ND	ug/L	1.0		1	07/18/22	07/18/22 18:09	1011
Trichloroethene	ND	ug/L	1.0		1	07/18/22	07/18/22 18:09	1011
1,1,2-Trichloroethane	ND	ug/L	1.0		1	07/18/22	07/18/22 18:09	1011

PHASE SEPARATION SCIENCE

6630 Baltimore National Pike
Baltimore, MD 21228
410-747-8770
800-932-9047
www.phaseonline.com

Certificate of Analysis

Project Name: Chester River Hospital Center
PSS Project No.: 22071424

Sample ID: MW-15 **Date/Time Sampled: 07/14/2022 08:51** **PSS Sample ID: 22071424-013**
Matrix: GROUND WATER **Date/Time Received: 07/14/2022 17:00**

TCL Volatiles plus Oxygenates Analytical Method: SW-846 8260 D Preparation Method: SW5030B

Qualifier(s): See Batch 195650 on Case Narrative.

	Result	Units	RL	Flag	Dil	Prepared	Analyzed	Analyst
Trichlorofluoromethane	ND	ug/L	1.0		1	07/18/22	07/18/22 18:09	1011
1,1,2-Trichlorotrifluoroethane	ND	ug/L	1.0		1	07/18/22	07/18/22 18:09	1011
Vinyl chloride	ND	ug/L	1.0		1	07/18/22	07/18/22 18:09	1011
m&p-Xylene	ND	ug/L	2.0		1	07/18/22	07/18/22 18:09	1011
o-Xylene	ND	ug/L	1.0		1	07/18/22	07/18/22 18:09	1011

Surrogate(s)	*Recovery*		*Limits*				
4-Bromofluorobenzene	*104*	*%*	*88-120*		*1*	*07/18/22*	*07/18/22 18:09*	*1011*
Dibromofluoromethane	*100*	*%*	*92-107*		*1*	*07/18/22*	*07/18/22 18:09*	*1011*
Toluene-D8	*101*	*%*	*95-106*		*1*	*07/18/22*	*07/18/22 18:09*	*1011*

PHASE SEPARATION SCIENCE

6630 Baltimore National Pike
Baltimore, MD 21228
410-747-8770
800-932-9047
www.phaseonline.com

Certificate of Analysis

Project Name: Chester River Hospital Center
PSS Project No.: 22071424

Sample ID: MW-51 **Date/Time Sampled: 07/14/2022 09:00** **PSS Sample ID: 22071424-014**
Matrix: GROUND WATER **Date/Time Received: 07/14/2022 17:00**

Total Petroleum Hydrocarbons - DRO Analytical Method: SW-846 8015C DRO Preparation Method: SW3510C

	Result	Units	RL	Flag	Dil	Prepared	Analyzed	Analyst
TPH-DRO (Diesel Range Organics)	ND	mg/L	0.10		1	07/16/22	07/16/22 16:47	1070
Surrogate(s)	***Recovery***		***Limits***					
o-Terphenyl	*74*	*%*	*52-100*		*1*	*07/16/22*	*07/16/22 16:47*	*1070*

TCL Volatiles plus Oxygenates Analytical Method: SW-846 8260 D Preparation Method: SW5030B

Qualifier(s): See Batch 195650 on Case Narrative.

	Result	Units	RL	Flag	Dil	Prepared	Analyzed	Analyst
Acetone	ND	ug/L	5.0		1	07/18/22	07/18/22 18:31	1011
tert-Amyl alcohol	ND	ug/L	5.0		1	07/18/22	07/18/22 18:31	1011
tert-Amyl ethyl ether	ND	ug/L	1.0		1	07/18/22	07/18/22 18:31	1011
tert-Amyl methyl ether	ND	ug/L	1.0		1	07/18/22	07/18/22 18:31	1011
Benzene	ND	ug/L	1.0		1	07/18/22	07/18/22 18:31	1011
Bromochloromethane	ND	ug/L	1.0		1	07/18/22	07/18/22 18:31	1011
Bromodichloromethane	ND	ug/L	1.0		1	07/18/22	07/18/22 18:31	1011
Bromoform	ND	ug/L	1.0		1	07/18/22	07/18/22 18:31	1011
Bromomethane	ND	ug/L	1.0		1	07/18/22	07/18/22 18:31	1011
tert-Butyl alcohol	ND	ug/L	5.0		1	07/18/22	07/18/22 18:31	1011
2-Butanone (MEK)	ND	ug/L	5.0		1	07/18/22	07/18/22 18:31	1011
tert-Butyl ethyl ether	ND	ug/L	1.0		1	07/18/22	07/18/22 18:31	1011
Carbon Disulfide	ND	ug/L	1.0		1	07/18/22	07/18/22 18:31	1011
Carbon tetrachloride	ND	ug/L	1.0		1	07/18/22	07/18/22 18:31	1011
Chlorobenzene	ND	ug/L	1.0		1	07/18/22	07/18/22 18:31	1011
Chloroethane	ND	ug/L	1.0		1	07/18/22	07/18/22 18:31	1011
Chloroform	ND	ug/L	1.0		1	07/18/22	07/18/22 18:31	1011
Chloromethane	ND	ug/L	1.0		1	07/18/22	07/18/22 18:31	1011
Cyclohexane	ND	ug/L	1.0		1	07/18/22	07/18/22 18:31	1011
1,2-Dibromo-3-chloropropane	ND	ug/L	1.0		1	07/18/22	07/18/22 18:31	1011
Dibromochloromethane	ND	ug/L	1.0		1	07/18/22	07/18/22 18:31	1011
1,2-Dibromoethane	ND	ug/L	1.0		1	07/18/22	07/18/22 18:31	1011
1,2-Dichlorobenzene	ND	ug/L	1.0		1	07/18/22	07/18/22 18:31	1011
1,3-Dichlorobenzene	ND	ug/L	1.0		1	07/18/22	07/18/22 18:31	1011
Dichlorodifluoromethane	ND	ug/L	1.0		1	07/18/22	07/18/22 18:31	1011
1,4-Dichlorobenzene	ND	ug/L	1.0		1	07/18/22	07/18/22 18:31	1011
1,1-Dichloroethane	ND	ug/L	1.0		1	07/18/22	07/18/22 18:31	1011

PHASE SEPARATION SCIENCE

6630 Baltimore National Pike
Baltimore, MD 21228
410-747-8770
800-932-9047
www.phaseonline.com

Certificate of Analysis

Project Name: Chester River Hospital Center
PSS Project No.: 22071424

Sample ID: MW-51 **Date/Time Sampled: 07/14/2022 09:00** **PSS Sample ID: 22071424-014**
Matrix: GROUND WATER **Date/Time Received: 07/14/2022 17:00**

TCL Volatiles plus Oxygenates Analytical Method: SW-846 8260 D Preparation Method: SW5030B

Qualifier(s): See Batch 195650 on Case Narrative.

	Result	Units	RL	Flag	Dil	Prepared	Analyzed	Analyst
1,2-Dichloroethane	ND	ug/L	1.0		1	07/18/22	07/18/22 18:31	1011
cis-1,2-Dichloroethene	ND	ug/L	1.0		1	07/18/22	07/18/22 18:31	1011
1,1-Dichloroethene	ND	ug/L	1.0		1	07/18/22	07/18/22 18:31	1011
1,2-Dichloropropane	ND	ug/L	1.0		1	07/18/22	07/18/22 18:31	1011
cis-1,3-Dichloropropene	ND	ug/L	1.0		1	07/18/22	07/18/22 18:31	1011
trans-1,3-Dichloropropene	ND	ug/L	1.0		1	07/18/22	07/18/22 18:31	1011
trans-1,2-Dichloroethene	ND	ug/L	1.0		1	07/18/22	07/18/22 18:31	1011
Diisopropyl ether	ND	ug/L	1.0		1	07/18/22	07/18/22 18:31	1011
Ethylbenzene	ND	ug/L	1.0		1	07/18/22	07/18/22 18:31	1011
2-Hexanone (MBK)	ND	ug/L	5.0		1	07/18/22	07/18/22 18:31	1011
Isopropylbenzene	ND	ug/L	1.0		1	07/18/22	07/18/22 18:31	1011
Methyl Acetate	ND	ug/L	1.0		1	07/18/22	07/18/22 18:31	1011
Methylcyclohexane	ND	ug/L	1.0		1	07/18/22	07/18/22 18:31	1011
Methylene chloride	ND	ug/L	1.0		1	07/18/22	07/18/22 18:31	1011
4-Methyl-2-Pentanone (MIBK)	ND	ug/L	5.0		1	07/18/22	07/18/22 18:31	1011
Methyl-t-Butyl Ether	ND	ug/L	1.0		1	07/18/22	07/18/22 18:31	1011
Naphthalene	ND	ug/L	1.0		1	07/18/22	07/18/22 18:31	1011
Styrene	ND	ug/L	1.0		1	07/18/22	07/18/22 18:31	1011
1,1,2,2-Tetrachloroethane	ND	ug/L	1.0		1	07/18/22	07/18/22 18:31	1011
Tetrachloroethene	ND	ug/L	1.0		1	07/18/22	07/18/22 18:31	1011
Toluene	ND	ug/L	1.0		1	07/18/22	07/18/22 18:31	1011
1,2,3-Trichlorobenzene	ND	ug/L	1.0		1	07/18/22	07/18/22 18:31	1011
1,2,4-Trichlorobenzene	ND	ug/L	1.0		1	07/18/22	07/18/22 18:31	1011
1,1,1-Trichloroethane	ND	ug/L	1.0		1	07/18/22	07/18/22 18:31	1011
Trichloroethene	ND	ug/L	1.0		1	07/18/22	07/18/22 18:31	1011
1,1,2-Trichloroethane	ND	ug/L	1.0		1	07/18/22	07/18/22 18:31	1011
Trichlorofluoromethane	ND	ug/L	1.0		1	07/18/22	07/18/22 18:31	1011
1,1,2-Trichlorotrifluoroethane	ND	ug/L	1.0		1	07/18/22	07/18/22 18:31	1011
Vinyl chloride	ND	ug/L	1.0		1	07/18/22	07/18/22 18:31	1011
m&p-Xylene	ND	ug/L	2.0		1	07/18/22	07/18/22 18:31	1011
o-Xylene	ND	ug/L	1.0		1	07/18/22	07/18/22 18:31	1011

Surrogate(s)	*Recovery*		*Limits*				
4-Bromofluorobenzene	*98*	*%*	*88-120*		*1*	*07/18/22*	*07/18/22 18:31*	*1011*
Dibromofluoromethane	*101*	*%*	*92-107*		*1*	*07/18/22*	*07/18/22 18:31*	*1011*
Toluene-D8	*101*	*%*	*95-106*		*1*	*07/18/22*	*07/18/22 18:31*	*1011*

PHASE SEPARATION SCIENCE

6630 Baltimore National Pike
Baltimore, MD 21228
410-747-8770
800-932-9047
www.phaseonline.com

Certificate of Analysis

Project Name: Chester River Hospital Center
PSS Project No.: 22071424

Sample ID: MW-24 **Date/Time Sampled: 07/14/2022 08:00** **PSS Sample ID: 22071424-015**
Matrix: GROUND WATER **Date/Time Received: 07/14/2022 17:00**

Total Petroleum Hydrocarbons - DRO Analytical Method: SW-846 8015C DRO Preparation Method: SW3510C

	Result	Units	RL	Flag	Dil	Prepared	Analyzed	Analyst
TPH-DRO (Diesel Range Organics)	ND	mg/L	0.10		1	07/18/22	07/18/22 15:58	1070
Surrogate(s)	***Recovery***		***Limits***					
o-Terphenyl	*78*	*%*	*52-100*		*1*	*07/18/22*	*07/18/22 15:58*	*1070*

TCL Volatiles plus Oxygenates Analytical Method: SW-846 8260 D Preparation Method: SW5030B

Qualifier(s): See Batch 195650 on Case Narrative.

	Result	Units	RL	Flag	Dil	Prepared	Analyzed	Analyst
Acetone	ND	ug/L	5.0		1	07/18/22	07/18/22 18:54	1011
tert-Amyl alcohol	ND	ug/L	5.0		1	07/18/22	07/18/22 18:54	1011
tert-Amyl ethyl ether	ND	ug/L	1.0		1	07/18/22	07/18/22 18:54	1011
tert-Amyl methyl ether	ND	ug/L	1.0		1	07/18/22	07/18/22 18:54	1011
Benzene	ND	ug/L	1.0		1	07/18/22	07/18/22 18:54	1011
Bromochloromethane	ND	ug/L	1.0		1	07/18/22	07/18/22 18:54	1011
Bromodichloromethane	ND	ug/L	1.0		1	07/18/22	07/18/22 18:54	1011
Bromoform	ND	ug/L	1.0		1	07/18/22	07/18/22 18:54	1011
Bromomethane	ND	ug/L	1.0		1	07/18/22	07/18/22 18:54	1011
tert-Butyl alcohol	ND	ug/L	5.0		1	07/18/22	07/18/22 18:54	1011
2-Butanone (MEK)	ND	ug/L	5.0		1	07/18/22	07/18/22 18:54	1011
tert-Butyl ethyl ether	ND	ug/L	1.0		1	07/18/22	07/18/22 18:54	1011
Carbon Disulfide	ND	ug/L	1.0		1	07/18/22	07/18/22 18:54	1011
Carbon tetrachloride	ND	ug/L	1.0		1	07/18/22	07/18/22 18:54	1011
Chlorobenzene	ND	ug/L	1.0		1	07/18/22	07/18/22 18:54	1011
Chloroethane	ND	ug/L	1.0		1	07/18/22	07/18/22 18:54	1011
Chloroform	ND	ug/L	1.0		1	07/18/22	07/18/22 18:54	1011
Chloromethane	ND	ug/L	1.0		1	07/18/22	07/18/22 18:54	1011
Cyclohexane	ND	ug/L	1.0		1	07/18/22	07/18/22 18:54	1011
1,2-Dibromo-3-chloropropane	ND	ug/L	1.0		1	07/18/22	07/18/22 18:54	1011
Dibromochloromethane	ND	ug/L	1.0		1	07/18/22	07/18/22 18:54	1011
1,2-Dibromoethane	ND	ug/L	1.0		1	07/18/22	07/18/22 18:54	1011
1,2-Dichlorobenzene	ND	ug/L	1.0		1	07/18/22	07/18/22 18:54	1011
1,3-Dichlorobenzene	ND	ug/L	1.0		1	07/18/22	07/18/22 18:54	1011
Dichlorodifluoromethane	ND	ug/L	1.0		1	07/18/22	07/18/22 18:54	1011
1,4-Dichlorobenzene	ND	ug/L	1.0		1	07/18/22	07/18/22 18:54	1011
1,1-Dichloroethane	ND	ug/L	1.0		1	07/18/22	07/18/22 18:54	1011

PHASE SEPARATION SCIENCE

6630 Baltimore National Pike
Baltimore, MD 21228
410-747-8770
800-932-9047
www.phaseonline.com

Certificate of Analysis

Project Name: Chester River Hospital Center
PSS Project No.: 22071424

Sample ID: MW-24 **Date/Time Sampled: 07/14/2022 08:00** **PSS Sample ID: 22071424-015**
Matrix: GROUND WATER **Date/Time Received: 07/14/2022 17:00**

TCL Volatiles plus Oxygenates Analytical Method: SW-846 8260 D Preparation Method: SW5030B

Qualifier(s): See Batch 195650 on Case Narrative.

	Result	Units	RL	Flag	Dil	Prepared	Analyzed	Analyst
1,2-Dichloroethane	ND	ug/L	1.0		1	07/18/22	07/18/22 18:54	1011
cis-1,2-Dichloroethene	ND	ug/L	1.0		1	07/18/22	07/18/22 18:54	1011
1,1-Dichloroethene	ND	ug/L	1.0		1	07/18/22	07/18/22 18:54	1011
1,2-Dichloropropane	ND	ug/L	1.0		1	07/18/22	07/18/22 18:54	1011
cis-1,3-Dichloropropene	ND	ug/L	1.0		1	07/18/22	07/18/22 18:54	1011
trans-1,3-Dichloropropene	ND	ug/L	1.0		1	07/18/22	07/18/22 18:54	1011
trans-1,2-Dichloroethene	ND	ug/L	1.0		1	07/18/22	07/18/22 18:54	1011
Diisopropyl ether	ND	ug/L	1.0		1	07/18/22	07/18/22 18:54	1011
Ethylbenzene	ND	ug/L	1.0		1	07/18/22	07/18/22 18:54	1011
2-Hexanone (MBK)	ND	ug/L	5.0		1	07/18/22	07/18/22 18:54	1011
Isopropylbenzene	ND	ug/L	1.0		1	07/18/22	07/18/22 18:54	1011
Methyl Acetate	ND	ug/L	1.0		1	07/18/22	07/18/22 18:54	1011
Methylcyclohexane	ND	ug/L	1.0		1	07/18/22	07/18/22 18:54	1011
Methylene chloride	ND	ug/L	1.0		1	07/18/22	07/18/22 18:54	1011
4-Methyl-2-Pentanone (MIBK)	ND	ug/L	5.0		1	07/18/22	07/18/22 18:54	1011
Methyl-t-Butyl Ether	ND	ug/L	1.0		1	07/18/22	07/18/22 18:54	1011
Naphthalene	ND	ug/L	1.0		1	07/18/22	07/18/22 18:54	1011
Styrene	ND	ug/L	1.0		1	07/18/22	07/18/22 18:54	1011
1,1,2,2-Tetrachloroethane	ND	ug/L	1.0		1	07/18/22	07/18/22 18:54	1011
Tetrachloroethene	ND	ug/L	1.0		1	07/18/22	07/18/22 18:54	1011
Toluene	ND	ug/L	1.0		1	07/18/22	07/18/22 18:54	1011
1,2,3-Trichlorobenzene	ND	ug/L	1.0		1	07/18/22	07/18/22 18:54	1011
1,2,4-Trichlorobenzene	ND	ug/L	1.0		1	07/18/22	07/18/22 18:54	1011
1,1,1-Trichloroethane	ND	ug/L	1.0		1	07/18/22	07/18/22 18:54	1011
Trichloroethene	ND	ug/L	1.0		1	07/18/22	07/18/22 18:54	1011
1,1,2-Trichloroethane	ND	ug/L	1.0		1	07/18/22	07/18/22 18:54	1011
Trichlorofluoromethane	ND	ug/L	1.0		1	07/18/22	07/18/22 18:54	1011
1,1,2-Trichlorotrifluoroethane	ND	ug/L	1.0		1	07/18/22	07/18/22 18:54	1011
Vinyl chloride	ND	ug/L	1.0		1	07/18/22	07/18/22 18:54	1011
m&p-Xylene	ND	ug/L	2.0		1	07/18/22	07/18/22 18:54	1011
o-Xylene	ND	ug/L	1.0		1	07/18/22	07/18/22 18:54	1011

Surrogate(s)	*Recovery*		*Limits*				
4-Bromofluorobenzene	*103*	*%*	*88-120*	*1*	*07/18/22*	*07/18/22 18:54*	*1011*
Dibromofluoromethane	*100*	*%*	*92-107*	*1*	*07/18/22*	*07/18/22 18:54*	*1011*
Toluene-D8	*101*	*%*	*95-106*	*1*	*07/18/22*	*07/18/22 18:54*	*1011*

PHASE SEPARATION SCIENCE

6630 Baltimore National Pike
Baltimore, MD 21228
410-747-8770
800-932-9047
www.phaseonline.com

Certificate of Analysis

Project Name: Chester River Hospital Center
PSS Project No.: 22071424

Sample ID: MW-52 **Date/Time Sampled: 07/14/2022 11:00** **PSS Sample ID: 22071424-016**
Matrix: GROUND WATER **Date/Time Received: 07/14/2022 17:00**

Total Petroleum Hydrocarbons - DRO Analytical Method: SW-846 8015C DRO Preparation Method: SW3510C

	Result	Units	RL	Flag	Dil	Prepared	Analyzed	Analyst
TPH-DRO (Diesel Range Organics)	ND	mg/L	0.10		1	07/18/22	07/18/22 16:23	1070
Surrogate(s)	***Recovery***		***Limits***					
o-Terphenyl	*96*	*%*	*52-100*		*1*	*07/18/22*	*07/18/22 16:23*	*1070*

TCL Volatiles plus Oxygenates Analytical Method: SW-846 8260 D Preparation Method: SW5030B

Qualifier(s): See Batch 195650 on Case Narrative.

	Result	Units	RL	Flag	Dil	Prepared	Analyzed	Analyst
Acetone	ND	ug/L	5.0		1	07/18/22	07/18/22 19:17	1011
tert-Amyl alcohol	ND	ug/L	5.0		1	07/18/22	07/18/22 19:17	1011
tert-Amyl ethyl ether	ND	ug/L	1.0		1	07/18/22	07/18/22 19:17	1011
tert-Amyl methyl ether	ND	ug/L	1.0		1	07/18/22	07/18/22 19:17	1011
Benzene	ND	ug/L	1.0		1	07/18/22	07/18/22 19:17	1011
Bromochloromethane	ND	ug/L	1.0		1	07/18/22	07/18/22 19:17	1011
Bromodichloromethane	ND	ug/L	1.0		1	07/18/22	07/18/22 19:17	1011
Bromoform	ND	ug/L	1.0		1	07/18/22	07/18/22 19:17	1011
Bromomethane	ND	ug/L	1.0		1	07/18/22	07/18/22 19:17	1011
tert-Butyl alcohol	ND	ug/L	5.0		1	07/18/22	07/18/22 19:17	1011
2-Butanone (MEK)	ND	ug/L	5.0		1	07/18/22	07/18/22 19:17	1011
tert-Butyl ethyl ether	ND	ug/L	1.0		1	07/18/22	07/18/22 19:17	1011
Carbon Disulfide	ND	ug/L	1.0		1	07/18/22	07/18/22 19:17	1011
Carbon tetrachloride	ND	ug/L	1.0		1	07/18/22	07/18/22 19:17	1011
Chlorobenzene	ND	ug/L	1.0		1	07/18/22	07/18/22 19:17	1011
Chloroethane	ND	ug/L	1.0		1	07/18/22	07/18/22 19:17	1011
Chloroform	ND	ug/L	1.0		1	07/18/22	07/18/22 19:17	1011
Chloromethane	ND	ug/L	1.0		1	07/18/22	07/18/22 19:17	1011
Cyclohexane	ND	ug/L	1.0		1	07/18/22	07/18/22 19:17	1011
1,2-Dibromo-3-chloropropane	ND	ug/L	1.0		1	07/18/22	07/18/22 19:17	1011
Dibromochloromethane	ND	ug/L	1.0		1	07/18/22	07/18/22 19:17	1011
1,2-Dibromoethane	ND	ug/L	1.0		1	07/18/22	07/18/22 19:17	1011
1,2-Dichlorobenzene	ND	ug/L	1.0		1	07/18/22	07/18/22 19:17	1011
1,3-Dichlorobenzene	ND	ug/L	1.0		1	07/18/22	07/18/22 19:17	1011
Dichlorodifluoromethane	ND	ug/L	1.0		1	07/18/22	07/18/22 19:17	1011
1,4-Dichlorobenzene	ND	ug/L	1.0		1	07/18/22	07/18/22 19:17	1011
1,1-Dichloroethane	ND	ug/L	1.0		1	07/18/22	07/18/22 19:17	1011

PHASE SEPARATION SCIENCE

6630 Baltimore National Pike
Baltimore, MD 21228
410-747-8770
800-932-9047
www.phaseonline.com

Certificate of Analysis

Project Name: Chester River Hospital Center
PSS Project No.: 22071424

Sample ID: MW-52 **Date/Time Sampled: 07/14/2022 11:00** **PSS Sample ID: 22071424-016**
Matrix: GROUND WATER **Date/Time Received: 07/14/2022 17:00**

TCL Volatiles plus Oxygenates Analytical Method: SW-846 8260 D Preparation Method: SW5030B

Qualifier(s): See Batch 195650 on Case Narrative.

	Result	Units	RL	Flag	Dil	Prepared	Analyzed	Analyst
1,2-Dichloroethane	ND	ug/L	1.0		1	07/18/22	07/18/22 19:17	1011
cis-1,2-Dichloroethene	ND	ug/L	1.0		1	07/18/22	07/18/22 19:17	1011
1,1-Dichloroethene	ND	ug/L	1.0		1	07/18/22	07/18/22 19:17	1011
1,2-Dichloropropane	ND	ug/L	1.0		1	07/18/22	07/18/22 19:17	1011
cis-1,3-Dichloropropene	ND	ug/L	1.0		1	07/18/22	07/18/22 19:17	1011
trans-1,3-Dichloropropene	ND	ug/L	1.0		1	07/18/22	07/18/22 19:17	1011
trans-1,2-Dichloroethene	ND	ug/L	1.0		1	07/18/22	07/18/22 19:17	1011
Diisopropyl ether	ND	ug/L	1.0		1	07/18/22	07/18/22 19:17	1011
Ethylbenzene	ND	ug/L	1.0		1	07/18/22	07/18/22 19:17	1011
2-Hexanone (MBK)	ND	ug/L	5.0		1	07/18/22	07/18/22 19:17	1011
Isopropylbenzene	ND	ug/L	1.0		1	07/18/22	07/18/22 19:17	1011
Methyl Acetate	ND	ug/L	1.0		1	07/18/22	07/18/22 19:17	1011
Methylcyclohexane	ND	ug/L	1.0		1	07/18/22	07/18/22 19:17	1011
Methylene chloride	ND	ug/L	1.0		1	07/18/22	07/18/22 19:17	1011
4-Methyl-2-Pentanone (MIBK)	ND	ug/L	5.0		1	07/18/22	07/18/22 19:17	1011
Methyl-t-Butyl Ether	ND	ug/L	1.0		1	07/18/22	07/18/22 19:17	1011
Naphthalene	ND	ug/L	1.0		1	07/18/22	07/18/22 19:17	1011
Styrene	ND	ug/L	1.0		1	07/18/22	07/18/22 19:17	1011
1,1,2,2-Tetrachloroethane	ND	ug/L	1.0		1	07/18/22	07/18/22 19:17	1011
Tetrachloroethene	ND	ug/L	1.0		1	07/18/22	07/18/22 19:17	1011
Toluene	ND	ug/L	1.0		1	07/18/22	07/18/22 19:17	1011
1,2,3-Trichlorobenzene	ND	ug/L	1.0		1	07/18/22	07/18/22 19:17	1011
1,2,4-Trichlorobenzene	ND	ug/L	1.0		1	07/18/22	07/18/22 19:17	1011
1,1,1-Trichloroethane	ND	ug/L	1.0		1	07/18/22	07/18/22 19:17	1011
Trichloroethene	ND	ug/L	1.0		1	07/18/22	07/18/22 19:17	1011
1,1,2-Trichloroethane	ND	ug/L	1.0		1	07/18/22	07/18/22 19:17	1011
Trichlorofluoromethane	ND	ug/L	1.0		1	07/18/22	07/18/22 19:17	1011
1,1,2-Trichlorotrifluoroethane	ND	ug/L	1.0		1	07/18/22	07/18/22 19:17	1011
Vinyl chloride	ND	ug/L	1.0		1	07/18/22	07/18/22 19:17	1011
m&p-Xylene	ND	ug/L	2.0		1	07/18/22	07/18/22 19:17	1011
o-Xylene	ND	ug/L	1.0		1	07/18/22	07/18/22 19:17	1011

Surrogate(s)	*Recovery*		*Limits*				
4-Bromofluorobenzene	*101*	*%*	*88-120*		*1*	*07/18/22*	*07/18/22 19:17*	*1011*
Dibromofluoromethane	*100*	*%*	*92-107*		*1*	*07/18/22*	*07/18/22 19:17*	*1011*
Toluene-D8	*101*	*%*	*95-106*		*1*	*07/18/22*	*07/18/22 19:17*	*1011*

PHASE SEPARATION SCIENCE

6630 Baltimore National Pike
Baltimore, MD 21228
410-747-8770
800-932-9047
www.phaseonline.com

Certificate of Analysis

Project Name: Chester River Hospital Center
PSS Project No.: 22071424

Sample ID: MW-37 **Date/Time Sampled: 07/14/2022 10:00** **PSS Sample ID: 22071424-017**
Matrix: GROUND WATER **Date/Time Received: 07/14/2022 17:00**

Total Petroleum Hydrocarbons - DRO Analytical Method: SW-846 8015C DRO Preparation Method: SW3510C

	Result	Units	RL	Flag	Dil	Prepared	Analyzed	Analyst
TPH-DRO (Diesel Range Organics)	**0.14**	mg/L	0.10		1	07/16/22	07/16/22 17:11	1070
Surrogate(s)	***Recovery***		***Limits***					
o-Terphenyl	*90*	*%*	*52-100*		*1*	*07/16/22*	*07/16/22 17:11*	*1070*

TCL Volatiles plus Oxygenates Analytical Method: SW-846 8260 D Preparation Method: SW5030B

Qualifier(s): See Batch 195650 on Case Narrative.

	Result	Units	RL	Flag	Dil	Prepared	Analyzed	Analyst
Acetone	ND	ug/L	5.0		1	07/18/22	07/18/22 19:40	1011
tert-Amyl alcohol	ND	ug/L	5.0		1	07/18/22	07/18/22 19:40	1011
tert-Amyl ethyl ether	ND	ug/L	1.0		1	07/18/22	07/18/22 19:40	1011
tert-Amyl methyl ether	ND	ug/L	1.0		1	07/18/22	07/18/22 19:40	1011
Benzene	ND	ug/L	1.0		1	07/18/22	07/18/22 19:40	1011
Bromochloromethane	ND	ug/L	1.0		1	07/18/22	07/18/22 19:40	1011
Bromodichloromethane	ND	ug/L	1.0		1	07/18/22	07/18/22 19:40	1011
Bromoform	ND	ug/L	1.0		1	07/18/22	07/18/22 19:40	1011
Bromomethane	ND	ug/L	1.0		1	07/18/22	07/18/22 19:40	1011
tert-Butyl alcohol	ND	ug/L	5.0		1	07/18/22	07/18/22 19:40	1011
2-Butanone (MEK)	ND	ug/L	5.0		1	07/18/22	07/18/22 19:40	1011
tert-Butyl ethyl ether	ND	ug/L	1.0		1	07/18/22	07/18/22 19:40	1011
Carbon Disulfide	ND	ug/L	1.0		1	07/18/22	07/18/22 19:40	1011
Carbon tetrachloride	ND	ug/L	1.0		1	07/18/22	07/18/22 19:40	1011
Chlorobenzene	ND	ug/L	1.0		1	07/18/22	07/18/22 19:40	1011
Chloroethane	ND	ug/L	1.0		1	07/18/22	07/18/22 19:40	1011
Chloroform	ND	ug/L	1.0		1	07/18/22	07/18/22 19:40	1011
Chloromethane	ND	ug/L	1.0		1	07/18/22	07/18/22 19:40	1011
Cyclohexane	ND	ug/L	1.0		1	07/18/22	07/18/22 19:40	1011
1,2-Dibromo-3-chloropropane	ND	ug/L	1.0		1	07/18/22	07/18/22 19:40	1011
Dibromochloromethane	ND	ug/L	1.0		1	07/18/22	07/18/22 19:40	1011
1,2-Dibromoethane	ND	ug/L	1.0		1	07/18/22	07/18/22 19:40	1011
1,2-Dichlorobenzene	ND	ug/L	1.0		1	07/18/22	07/18/22 19:40	1011
1,3-Dichlorobenzene	ND	ug/L	1.0		1	07/18/22	07/18/22 19:40	1011
Dichlorodifluoromethane	ND	ug/L	1.0		1	07/18/22	07/18/22 19:40	1011
1,4-Dichlorobenzene	ND	ug/L	1.0		1	07/18/22	07/18/22 19:40	1011
1,1-Dichloroethane	ND	ug/L	1.0		1	07/18/22	07/18/22 19:40	1011

PHASE SEPARATION SCIENCE

6630 Baltimore National Pike
Baltimore, MD 21228
410-747-8770
800-932-9047
www.phaseonline.com

Certificate of Analysis

Project Name: Chester River Hospital Center
PSS Project No.: 22071424

Sample ID: MW-37 **Date/Time Sampled: 07/14/2022 10:00** **PSS Sample ID: 22071424-017**
Matrix: GROUND WATER **Date/Time Received: 07/14/2022 17:00**

TCL Volatiles plus Oxygenates Analytical Method: SW-846 8260 D Preparation Method: SW5030B

Qualifier(s): See Batch 195650 on Case Narrative.

	Result	Units	RL	Flag	Dil	Prepared	Analyzed	Analyst
1,2-Dichloroethane	ND	ug/L	1.0		1	07/18/22	07/18/22 19:40	1011
cis-1,2-Dichloroethene	ND	ug/L	1.0		1	07/18/22	07/18/22 19:40	1011
1,1-Dichloroethene	ND	ug/L	1.0		1	07/18/22	07/18/22 19:40	1011
1,2-Dichloropropane	ND	ug/L	1.0		1	07/18/22	07/18/22 19:40	1011
cis-1,3-Dichloropropene	ND	ug/L	1.0		1	07/18/22	07/18/22 19:40	1011
trans-1,3-Dichloropropene	ND	ug/L	1.0		1	07/18/22	07/18/22 19:40	1011
trans-1,2-Dichloroethene	ND	ug/L	1.0		1	07/18/22	07/18/22 19:40	1011
Diisopropyl ether	ND	ug/L	1.0		1	07/18/22	07/18/22 19:40	1011
Ethylbenzene	ND	ug/L	1.0		1	07/18/22	07/18/22 19:40	1011
2-Hexanone (MBK)	ND	ug/L	5.0		1	07/18/22	07/18/22 19:40	1011
Isopropylbenzene	ND	ug/L	1.0		1	07/18/22	07/18/22 19:40	1011
Methyl Acetate	ND	ug/L	1.0		1	07/18/22	07/18/22 19:40	1011
Methylcyclohexane	ND	ug/L	1.0		1	07/18/22	07/18/22 19:40	1011
Methylene chloride	ND	ug/L	1.0		1	07/18/22	07/18/22 19:40	1011
4-Methyl-2-Pentanone (MIBK)	ND	ug/L	5.0		1	07/18/22	07/18/22 19:40	1011
Methyl-t-Butyl Ether	ND	ug/L	1.0		1	07/18/22	07/18/22 19:40	1011
Naphthalene	ND	ug/L	1.0		1	07/18/22	07/18/22 19:40	1011
Styrene	ND	ug/L	1.0		1	07/18/22	07/18/22 19:40	1011
1,1,2,2-Tetrachloroethane	ND	ug/L	1.0		1	07/18/22	07/18/22 19:40	1011
Tetrachloroethene	ND	ug/L	1.0		1	07/18/22	07/18/22 19:40	1011
Toluene	ND	ug/L	1.0		1	07/18/22	07/18/22 19:40	1011
1,2,3-Trichlorobenzene	ND	ug/L	1.0		1	07/18/22	07/18/22 19:40	1011
1,2,4-Trichlorobenzene	ND	ug/L	1.0		1	07/18/22	07/18/22 19:40	1011
1,1,1-Trichloroethane	ND	ug/L	1.0		1	07/18/22	07/18/22 19:40	1011
Trichloroethene	ND	ug/L	1.0		1	07/18/22	07/18/22 19:40	1011
1,1,2-Trichloroethane	ND	ug/L	1.0		1	07/18/22	07/18/22 19:40	1011
Trichlorofluoromethane	ND	ug/L	1.0		1	07/18/22	07/18/22 19:40	1011
1,1,2-Trichlorotrifluoroethane	ND	ug/L	1.0		1	07/18/22	07/18/22 19:40	1011
Vinyl chloride	ND	ug/L	1.0		1	07/18/22	07/18/22 19:40	1011
m&p-Xylene	ND	ug/L	2.0		1	07/18/22	07/18/22 19:40	1011
o-Xylene	ND	ug/L	1.0		1	07/18/22	07/18/22 19:40	1011

Surrogate(s)	*Recovery*		*Limits*				
4-Bromofluorobenzene	*102*	*%*	*88-120*	*1*	*07/18/22*	*07/18/22 19:40*	*1011*
Dibromofluoromethane	*100*	*%*	*92-107*	*1*	*07/18/22*	*07/18/22 19:40*	*1011*
Toluene-D8	*102*	*%*	*95-106*	*1*	*07/18/22*	*07/18/22 19:40*	*1011*

PHASE SEPARATION SCIENCE

6630 Baltimore National Pike
Baltimore, MD 21228
410-747-8770
800-932-9047
www.phaseonline.com

Certificate of Analysis

Project Name: Chester River Hospital Center
PSS Project No.: 22071424

Sample ID: MW-49 **Date/Time Sampled: 07/14/2022 09:56** **PSS Sample ID: 22071424-018**
Matrix: GROUND WATER **Date/Time Received: 07/14/2022 17:00**

Total Petroleum Hydrocarbons - DRO Analytical Method: SW-846 8015C DRO Preparation Method: SW3510C

	Result	Units	RL	Flag	Dil	Prepared	Analyzed	Analyst
TPH-DRO (Diesel Range Organics)	ND	mg/L	0.10		1	07/18/22	07/18/22 16:23	1070
Surrogate(s)	***Recovery***		***Limits***					
o-Terphenyl	*74*	*%*	*52-100*		*1*	*07/18/22*	*07/18/22 16:23*	*1070*

TCL Volatiles plus Oxygenates Analytical Method: SW-846 8260 D Preparation Method: SW5030B

Qualifier(s): See Batch 195650 on Case Narrative.

	Result	Units	RL	Flag	Dil	Prepared	Analyzed	Analyst
Acetone	ND	ug/L	5.0		1	07/18/22	07/18/22 20:02	1011
tert-Amyl alcohol	ND	ug/L	5.0		1	07/18/22	07/18/22 20:02	1011
tert-Amyl ethyl ether	ND	ug/L	1.0		1	07/18/22	07/18/22 20:02	1011
tert-Amyl methyl ether	ND	ug/L	1.0		1	07/18/22	07/18/22 20:02	1011
Benzene	ND	ug/L	1.0		1	07/18/22	07/18/22 20:02	1011
Bromochloromethane	ND	ug/L	1.0		1	07/18/22	07/18/22 20:02	1011
Bromodichloromethane	ND	ug/L	1.0		1	07/18/22	07/18/22 20:02	1011
Bromoform	ND	ug/L	1.0		1	07/18/22	07/18/22 20:02	1011
Bromomethane	ND	ug/L	1.0		1	07/18/22	07/18/22 20:02	1011
tert-Butyl alcohol	ND	ug/L	5.0		1	07/18/22	07/18/22 20:02	1011
2-Butanone (MEK)	ND	ug/L	5.0		1	07/18/22	07/18/22 20:02	1011
tert-Butyl ethyl ether	ND	ug/L	1.0		1	07/18/22	07/18/22 20:02	1011
Carbon Disulfide	ND	ug/L	1.0		1	07/18/22	07/18/22 20:02	1011
Carbon tetrachloride	ND	ug/L	1.0		1	07/18/22	07/18/22 20:02	1011
Chlorobenzene	ND	ug/L	1.0		1	07/18/22	07/18/22 20:02	1011
Chloroethane	ND	ug/L	1.0		1	07/18/22	07/18/22 20:02	1011
Chloroform	ND	ug/L	1.0		1	07/18/22	07/18/22 20:02	1011
Chloromethane	ND	ug/L	1.0		1	07/18/22	07/18/22 20:02	1011
Cyclohexane	ND	ug/L	1.0		1	07/18/22	07/18/22 20:02	1011
1,2-Dibromo-3-chloropropane	ND	ug/L	1.0		1	07/18/22	07/18/22 20:02	1011
Dibromochloromethane	ND	ug/L	1.0		1	07/18/22	07/18/22 20:02	1011
1,2-Dibromoethane	ND	ug/L	1.0		1	07/18/22	07/18/22 20:02	1011
1,2-Dichlorobenzene	ND	ug/L	1.0		1	07/18/22	07/18/22 20:02	1011
1,3-Dichlorobenzene	ND	ug/L	1.0		1	07/18/22	07/18/22 20:02	1011
Dichlorodifluoromethane	ND	ug/L	1.0		1	07/18/22	07/18/22 20:02	1011
1,4-Dichlorobenzene	ND	ug/L	1.0		1	07/18/22	07/18/22 20:02	1011
1,1-Dichloroethane	ND	ug/L	1.0		1	07/18/22	07/18/22 20:02	1011

PHASE SEPARATION SCIENCE

6630 Baltimore National Pike
Baltimore, MD 21228
410-747-8770
800-932-9047
www.phaseonline.com

Certificate of Analysis

Project Name: Chester River Hospital Center
PSS Project No.: 22071424

Sample ID: MW-49 **Date/Time Sampled: 07/14/2022 09:56** **PSS Sample ID: 22071424-018**
Matrix: GROUND WATER **Date/Time Received: 07/14/2022 17:00**

TCL Volatiles plus Oxygenates Analytical Method: SW-846 8260 D Preparation Method: SW5030B

Qualifier(s): See Batch 195650 on Case Narrative.

	Result	Units	RL	Flag	Dil	Prepared	Analyzed	Analyst
1,2-Dichloroethane	ND	ug/L	1.0		1	07/18/22	07/18/22 20:02	1011
cis-1,2-Dichloroethene	ND	ug/L	1.0		1	07/18/22	07/18/22 20:02	1011
1,1-Dichloroethene	ND	ug/L	1.0		1	07/18/22	07/18/22 20:02	1011
1,2-Dichloropropane	ND	ug/L	1.0		1	07/18/22	07/18/22 20:02	1011
cis-1,3-Dichloropropene	ND	ug/L	1.0		1	07/18/22	07/18/22 20:02	1011
trans-1,3-Dichloropropene	ND	ug/L	1.0		1	07/18/22	07/18/22 20:02	1011
trans-1,2-Dichloroethene	ND	ug/L	1.0		1	07/18/22	07/18/22 20:02	1011
Diisopropyl ether	ND	ug/L	1.0		1	07/18/22	07/18/22 20:02	1011
Ethylbenzene	ND	ug/L	1.0		1	07/18/22	07/18/22 20:02	1011
2-Hexanone (MBK)	ND	ug/L	5.0		1	07/18/22	07/18/22 20:02	1011
Isopropylbenzene	ND	ug/L	1.0		1	07/18/22	07/18/22 20:02	1011
Methyl Acetate	ND	ug/L	1.0		1	07/18/22	07/18/22 20:02	1011
Methylcyclohexane	ND	ug/L	1.0		1	07/18/22	07/18/22 20:02	1011
Methylene chloride	ND	ug/L	1.0		1	07/18/22	07/18/22 20:02	1011
4-Methyl-2-Pentanone (MIBK)	ND	ug/L	5.0		1	07/18/22	07/18/22 20:02	1011
Methyl-t-Butyl Ether	ND	ug/L	1.0		1	07/18/22	07/18/22 20:02	1011
Naphthalene	ND	ug/L	1.0		1	07/18/22	07/18/22 20:02	1011
Styrene	ND	ug/L	1.0		1	07/18/22	07/18/22 20:02	1011
1,1,2,2-Tetrachloroethane	ND	ug/L	1.0		1	07/18/22	07/18/22 20:02	1011
Tetrachloroethene	ND	ug/L	1.0		1	07/18/22	07/18/22 20:02	1011
Toluene	ND	ug/L	1.0		1	07/18/22	07/18/22 20:02	1011
1,2,3-Trichlorobenzene	ND	ug/L	1.0		1	07/18/22	07/18/22 20:02	1011
1,2,4-Trichlorobenzene	ND	ug/L	1.0		1	07/18/22	07/18/22 20:02	1011
1,1,1-Trichloroethane	ND	ug/L	1.0		1	07/18/22	07/18/22 20:02	1011
Trichloroethene	ND	ug/L	1.0		1	07/18/22	07/18/22 20:02	1011
1,1,2-Trichloroethane	ND	ug/L	1.0		1	07/18/22	07/18/22 20:02	1011
Trichlorofluoromethane	ND	ug/L	1.0		1	07/18/22	07/18/22 20:02	1011
1,1,2-Trichlorotrifluoroethane	ND	ug/L	1.0		1	07/18/22	07/18/22 20:02	1011
Vinyl chloride	ND	ug/L	1.0		1	07/18/22	07/18/22 20:02	1011
m&p-Xylene	ND	ug/L	2.0		1	07/18/22	07/18/22 20:02	1011
o-Xylene	ND	ug/L	1.0		1	07/18/22	07/18/22 20:02	1011

Surrogate(s)	*Recovery*		*Limits*				
4-Bromofluorobenzene	*101*	*%*	*88-120*	*1*	*07/18/22*	*07/18/22 20:02*	*1011*
Dibromofluoromethane	*100*	*%*	*92-107*	*1*	*07/18/22*	*07/18/22 20:02*	*1011*
Toluene-D8	*101*	*%*	*95-106*	*1*	*07/18/22*	*07/18/22 20:02*	*1011*

PHASE SEPARATION SCIENCE

6630 Baltimore National Pike
Baltimore, MD 21228
410-747-8770
800-932-9047
www.phaseonline.com

Certificate of Analysis

Project Name: Chester River Hospital Center
PSS Project No.: 22071424

Sample ID: MW-48 **Date/Time Sampled: 07/14/2022 10:56** **PSS Sample ID: 22071424-019**
Matrix: GROUND WATER **Date/Time Received: 07/14/2022 17:00**

Total Petroleum Hydrocarbons - DRO Analytical Method: SW-846 8015C DRO Preparation Method: SW3510C

	Result	Units	RL	Flag	Dil	Prepared	Analyzed	Analyst
TPH-DRO (Diesel Range Organics)	ND	mg/L	0.10		1	07/18/22	07/18/22 16:47	1070
Surrogate(s)	***Recovery***		***Limits***					
o-Terphenyl	*78*	*%*	*52-100*		*1*	*07/18/22*	*07/18/22 16:47*	*1070*

TCL Volatiles plus Oxygenates Analytical Method: SW-846 8260 D Preparation Method: SW5030B

Qualifier(s): See Batch 195650 on Case Narrative.

	Result	Units	RL	Flag	Dil	Prepared	Analyzed	Analyst
Acetone	ND	ug/L	5.0		1	07/18/22	07/18/22 20:25	1011
tert-Amyl alcohol	ND	ug/L	5.0		1	07/18/22	07/18/22 20:25	1011
tert-Amyl ethyl ether	ND	ug/L	1.0		1	07/18/22	07/18/22 20:25	1011
tert-Amyl methyl ether	ND	ug/L	1.0		1	07/18/22	07/18/22 20:25	1011
Benzene	ND	ug/L	1.0		1	07/18/22	07/18/22 20:25	1011
Bromochloromethane	ND	ug/L	1.0		1	07/18/22	07/18/22 20:25	1011
Bromodichloromethane	ND	ug/L	1.0		1	07/18/22	07/18/22 20:25	1011
Bromoform	ND	ug/L	1.0		1	07/18/22	07/18/22 20:25	1011
Bromomethane	ND	ug/L	1.0		1	07/18/22	07/18/22 20:25	1011
tert-Butyl alcohol	ND	ug/L	5.0		1	07/18/22	07/18/22 20:25	1011
2-Butanone (MEK)	ND	ug/L	5.0		1	07/18/22	07/18/22 20:25	1011
tert-Butyl ethyl ether	ND	ug/L	1.0		1	07/18/22	07/18/22 20:25	1011
Carbon Disulfide	ND	ug/L	1.0		1	07/18/22	07/18/22 20:25	1011
Carbon tetrachloride	ND	ug/L	1.0		1	07/18/22	07/18/22 20:25	1011
Chlorobenzene	ND	ug/L	1.0		1	07/18/22	07/18/22 20:25	1011
Chloroethane	ND	ug/L	1.0		1	07/18/22	07/18/22 20:25	1011
Chloroform	ND	ug/L	1.0		1	07/18/22	07/18/22 20:25	1011
Chloromethane	ND	ug/L	1.0		1	07/18/22	07/18/22 20:25	1011
Cyclohexane	ND	ug/L	1.0		1	07/18/22	07/18/22 20:25	1011
1,2-Dibromo-3-chloropropane	ND	ug/L	1.0		1	07/18/22	07/18/22 20:25	1011
Dibromochloromethane	ND	ug/L	1.0		1	07/18/22	07/18/22 20:25	1011
1,2-Dibromoethane	ND	ug/L	1.0		1	07/18/22	07/18/22 20:25	1011
1,2-Dichlorobenzene	ND	ug/L	1.0		1	07/18/22	07/18/22 20:25	1011
1,3-Dichlorobenzene	ND	ug/L	1.0		1	07/18/22	07/18/22 20:25	1011
Dichlorodifluoromethane	ND	ug/L	1.0		1	07/18/22	07/18/22 20:25	1011
1,4-Dichlorobenzene	ND	ug/L	1.0		1	07/18/22	07/18/22 20:25	1011
1,1-Dichloroethane	ND	ug/L	1.0		1	07/18/22	07/18/22 20:25	1011

PHASE SEPARATION SCIENCE

6630 Baltimore National Pike
Baltimore, MD 21228
410-747-8770
800-932-9047
www.phaseonline.com

Certificate of Analysis

Project Name: Chester River Hospital Center
PSS Project No.: 22071424

Sample ID: MW-48 **Date/Time Sampled: 07/14/2022 10:56** **PSS Sample ID: 22071424-019**
Matrix: GROUND WATER **Date/Time Received: 07/14/2022 17:00**

TCL Volatiles plus Oxygenates Analytical Method: SW-846 8260 D Preparation Method: SW5030B

Qualifier(s): See Batch 195650 on Case Narrative.

	Result	Units	RL	Flag	Dil	Prepared	Analyzed	Analyst
1,2-Dichloroethane	ND	ug/L	1.0		1	07/18/22	07/18/22 20:25	1011
cis-1,2-Dichloroethene	ND	ug/L	1.0		1	07/18/22	07/18/22 20:25	1011
1,1-Dichloroethene	ND	ug/L	1.0		1	07/18/22	07/18/22 20:25	1011
1,2-Dichloropropane	ND	ug/L	1.0		1	07/18/22	07/18/22 20:25	1011
cis-1,3-Dichloropropene	ND	ug/L	1.0		1	07/18/22	07/18/22 20:25	1011
trans-1,3-Dichloropropene	ND	ug/L	1.0		1	07/18/22	07/18/22 20:25	1011
trans-1,2-Dichloroethene	ND	ug/L	1.0		1	07/18/22	07/18/22 20:25	1011
Diisopropyl ether	ND	ug/L	1.0		1	07/18/22	07/18/22 20:25	1011
Ethylbenzene	ND	ug/L	1.0		1	07/18/22	07/18/22 20:25	1011
2-Hexanone (MBK)	ND	ug/L	5.0		1	07/18/22	07/18/22 20:25	1011
Isopropylbenzene	ND	ug/L	1.0		1	07/18/22	07/18/22 20:25	1011
Methyl Acetate	ND	ug/L	1.0		1	07/18/22	07/18/22 20:25	1011
Methylcyclohexane	ND	ug/L	1.0		1	07/18/22	07/18/22 20:25	1011
Methylene chloride	ND	ug/L	1.0		1	07/18/22	07/18/22 20:25	1011
4-Methyl-2-Pentanone (MIBK)	ND	ug/L	5.0		1	07/18/22	07/18/22 20:25	1011
Methyl-t-Butyl Ether	ND	ug/L	1.0		1	07/18/22	07/18/22 20:25	1011
Naphthalene	ND	ug/L	1.0		1	07/18/22	07/18/22 20:25	1011
Styrene	ND	ug/L	1.0		1	07/18/22	07/18/22 20:25	1011
1,1,2,2-Tetrachloroethane	ND	ug/L	1.0		1	07/18/22	07/18/22 20:25	1011
Tetrachloroethene	ND	ug/L	1.0		1	07/18/22	07/18/22 20:25	1011
Toluene	ND	ug/L	1.0		1	07/18/22	07/18/22 20:25	1011
1,2,3-Trichlorobenzene	ND	ug/L	1.0		1	07/18/22	07/18/22 20:25	1011
1,2,4-Trichlorobenzene	ND	ug/L	1.0		1	07/18/22	07/18/22 20:25	1011
1,1,1-Trichloroethane	ND	ug/L	1.0		1	07/18/22	07/18/22 20:25	1011
Trichloroethene	ND	ug/L	1.0		1	07/18/22	07/18/22 20:25	1011
1,1,2-Trichloroethane	ND	ug/L	1.0		1	07/18/22	07/18/22 20:25	1011
Trichlorofluoromethane	ND	ug/L	1.0		1	07/18/22	07/18/22 20:25	1011
1,1,2-Trichlorotrifluoroethane	ND	ug/L	1.0		1	07/18/22	07/18/22 20:25	1011
Vinyl chloride	ND	ug/L	1.0		1	07/18/22	07/18/22 20:25	1011
m&p-Xylene	ND	ug/L	2.0		1	07/18/22	07/18/22 20:25	1011
o-Xylene	ND	ug/L	1.0		1	07/18/22	07/18/22 20:25	1011

Surrogate(s)	*Recovery*		*Limits*				
4-Bromofluorobenzene	*104*	*%*	*88-120*		*1*	*07/18/22*	*07/18/22 20:25*	*1011*
Dibromofluoromethane	*100*	*%*	*92-107*		*1*	*07/18/22*	*07/18/22 20:25*	*1011*
Toluene-D8	*101*	*%*	*95-106*		*1*	*07/18/22*	*07/18/22 20:25*	*1011*

PHASE SEPARATION SCIENCE

6630 Baltimore National Pike
Baltimore, MD 21228
410-747-8770
800-932-9047
www.phaseonline.com

Certificate of Analysis

Project Name: Chester River Hospital Center
PSS Project No.: 22071424

Sample ID: MW-33 **Date/Time Sampled: 07/14/2022 13:10** **PSS Sample ID: 22071424-020**
Matrix: GROUND WATER **Date/Time Received: 07/14/2022 17:00**

Total Petroleum Hydrocarbons - DRO Analytical Method: SW-846 8015C DRO Preparation Method: SW3510C

	Result	Units	RL	Flag	Dil	Prepared	Analyzed	Analyst
TPH-DRO (Diesel Range Organics)	ND	mg/L	0.10		1	07/18/22	07/18/22 16:47	1070
Surrogate(s)	***Recovery***		***Limits***					
o-Terphenyl	*74*	*%*	*52-100*		*1*	*07/18/22*	*07/18/22 16:47*	*1070*

TCL Volatiles plus Oxygenates Analytical Method: SW-846 8260 D Preparation Method: SW5030B

Qualifier(s): See Batch 195650 on Case Narrative.

	Result	Units	RL	Flag	Dil	Prepared	Analyzed	Analyst
Acetone	ND	ug/L	5.0		1	07/18/22	07/18/22 20:48	1011
tert-Amyl alcohol	ND	ug/L	5.0		1	07/18/22	07/18/22 20:48	1011
tert-Amyl ethyl ether	ND	ug/L	1.0		1	07/18/22	07/18/22 20:48	1011
tert-Amyl methyl ether	ND	ug/L	1.0		1	07/18/22	07/18/22 20:48	1011
Benzene	ND	ug/L	1.0		1	07/18/22	07/18/22 20:48	1011
Bromochloromethane	ND	ug/L	1.0		1	07/18/22	07/18/22 20:48	1011
Bromodichloromethane	ND	ug/L	1.0		1	07/18/22	07/18/22 20:48	1011
Bromoform	ND	ug/L	1.0		1	07/18/22	07/18/22 20:48	1011
Bromomethane	ND	ug/L	1.0		1	07/18/22	07/18/22 20:48	1011
tert-Butyl alcohol	ND	ug/L	5.0		1	07/18/22	07/18/22 20:48	1011
2-Butanone (MEK)	ND	ug/L	5.0		1	07/18/22	07/18/22 20:48	1011
tert-Butyl ethyl ether	ND	ug/L	1.0		1	07/18/22	07/18/22 20:48	1011
Carbon Disulfide	ND	ug/L	1.0		1	07/18/22	07/18/22 20:48	1011
Carbon tetrachloride	ND	ug/L	1.0		1	07/18/22	07/18/22 20:48	1011
Chlorobenzene	ND	ug/L	1.0		1	07/18/22	07/18/22 20:48	1011
Chloroethane	ND	ug/L	1.0		1	07/18/22	07/18/22 20:48	1011
Chloroform	ND	ug/L	1.0		1	07/18/22	07/18/22 20:48	1011
Chloromethane	ND	ug/L	1.0		1	07/18/22	07/18/22 20:48	1011
Cyclohexane	ND	ug/L	1.0		1	07/18/22	07/18/22 20:48	1011
1,2-Dibromo-3-chloropropane	ND	ug/L	1.0		1	07/18/22	07/18/22 20:48	1011
Dibromochloromethane	ND	ug/L	1.0		1	07/18/22	07/18/22 20:48	1011
1,2-Dibromoethane	ND	ug/L	1.0		1	07/18/22	07/18/22 20:48	1011
1,2-Dichlorobenzene	ND	ug/L	1.0		1	07/18/22	07/18/22 20:48	1011
1,3-Dichlorobenzene	ND	ug/L	1.0		1	07/18/22	07/18/22 20:48	1011
Dichlorodifluoromethane	ND	ug/L	1.0		1	07/18/22	07/18/22 20:48	1011
1,4-Dichlorobenzene	ND	ug/L	1.0		1	07/18/22	07/18/22 20:48	1011
1,1-Dichloroethane	ND	ug/L	1.0		1	07/18/22	07/18/22 20:48	1011

PHASE SEPARATION SCIENCE

6630 Baltimore National Pike
Baltimore, MD 21228
410-747-8770
800-932-9047
www.phaseonline.com

Certificate of Analysis

Project Name: Chester River Hospital Center
PSS Project No.: 22071424

Sample ID: MW-33 **Date/Time Sampled: 07/14/2022 13:10** **PSS Sample ID: 22071424-020**
Matrix: GROUND WATER **Date/Time Received: 07/14/2022 17:00**

TCL Volatiles plus Oxygenates Analytical Method: SW-846 8260 D Preparation Method: SW5030B

Qualifier(s): See Batch 195650 on Case Narrative.

	Result	Units	RL	Flag	Dil	Prepared	Analyzed	Analyst
1,2-Dichloroethane	ND	ug/L	1.0		1	07/18/22	07/18/22 20:48	1011
cis-1,2-Dichloroethene	ND	ug/L	1.0		1	07/18/22	07/18/22 20:48	1011
1,1-Dichloroethene	ND	ug/L	1.0		1	07/18/22	07/18/22 20:48	1011
1,2-Dichloropropane	ND	ug/L	1.0		1	07/18/22	07/18/22 20:48	1011
cis-1,3-Dichloropropene	ND	ug/L	1.0		1	07/18/22	07/18/22 20:48	1011
trans-1,3-Dichloropropene	ND	ug/L	1.0		1	07/18/22	07/18/22 20:48	1011
trans-1,2-Dichloroethene	ND	ug/L	1.0		1	07/18/22	07/18/22 20:48	1011
Diisopropyl ether	ND	ug/L	1.0		1	07/18/22	07/18/22 20:48	1011
Ethylbenzene	ND	ug/L	1.0		1	07/18/22	07/18/22 20:48	1011
2-Hexanone (MBK)	ND	ug/L	5.0		1	07/18/22	07/18/22 20:48	1011
Isopropylbenzene	ND	ug/L	1.0		1	07/18/22	07/18/22 20:48	1011
Methyl Acetate	ND	ug/L	1.0		1	07/18/22	07/18/22 20:48	1011
Methylcyclohexane	ND	ug/L	1.0		1	07/18/22	07/18/22 20:48	1011
Methylene chloride	ND	ug/L	1.0		1	07/18/22	07/18/22 20:48	1011
4-Methyl-2-Pentanone (MIBK)	ND	ug/L	5.0		1	07/18/22	07/18/22 20:48	1011
Methyl-t-Butyl Ether	ND	ug/L	1.0		1	07/18/22	07/18/22 20:48	1011
Naphthalene	ND	ug/L	1.0		1	07/18/22	07/18/22 20:48	1011
Styrene	ND	ug/L	1.0		1	07/18/22	07/18/22 20:48	1011
1,1,2,2-Tetrachloroethane	ND	ug/L	1.0		1	07/18/22	07/18/22 20:48	1011
Tetrachloroethene	ND	ug/L	1.0		1	07/18/22	07/18/22 20:48	1011
Toluene	ND	ug/L	1.0		1	07/18/22	07/18/22 20:48	1011
1,2,3-Trichlorobenzene	ND	ug/L	1.0		1	07/18/22	07/18/22 20:48	1011
1,2,4-Trichlorobenzene	ND	ug/L	1.0		1	07/18/22	07/18/22 20:48	1011
1,1,1-Trichloroethane	ND	ug/L	1.0		1	07/18/22	07/18/22 20:48	1011
Trichloroethene	ND	ug/L	1.0		1	07/18/22	07/18/22 20:48	1011
1,1,2-Trichloroethane	ND	ug/L	1.0		1	07/18/22	07/18/22 20:48	1011
Trichlorofluoromethane	ND	ug/L	1.0		1	07/18/22	07/18/22 20:48	1011
1,1,2-Trichlorotrifluoroethane	ND	ug/L	1.0		1	07/18/22	07/18/22 20:48	1011
Vinyl chloride	ND	ug/L	1.0		1	07/18/22	07/18/22 20:48	1011
m&p-Xylene	ND	ug/L	2.0		1	07/18/22	07/18/22 20:48	1011
o-Xylene	ND	ug/L	1.0		1	07/18/22	07/18/22 20:48	1011

Surrogate(s)	*Recovery*		*Limits*				
4-Bromofluorobenzene	*104*	*%*	*88-120*	*1*	*07/18/22*	*07/18/22 20:48*	*1011*
Dibromofluoromethane	*101*	*%*	*92-107*	*1*	*07/18/22*	*07/18/22 20:48*	*1011*
Toluene-D8	*101*	*%*	*95-106*	*1*	*07/18/22*	*07/18/22 20:48*	*1011*

PHASE SEPARATION SCIENCE

6630 Baltimore National Pike
Baltimore, MD 21228
410-747-8770
800-932-9047
www.phaseonline.com

Certificate of Analysis

Project Name: Chester River Hospital Center
PSS Project No.: 22071424

Sample ID: MW-34 **Date/Time Sampled: 07/14/2022 12:30** **PSS Sample ID: 22071424-021**
Matrix: GROUND WATER **Date/Time Received: 07/14/2022 17:00**

Total Petroleum Hydrocarbons - DRO Analytical Method: SW-846 8015C DRO Preparation Method: SW3510C

	Result	Units	RL	Flag	Dil	Prepared	Analyzed	Analyst
TPH-DRO (Diesel Range Organics)	ND	mg/L	0.10		1	07/18/22	07/18/22 17:12	1070
Surrogate(s)	***Recovery***		***Limits***					
o-Terphenyl	*101*	*%*	*52-100*	*	*1*	*07/18/22*	*07/18/22 17:12*	*1070*

TCL Volatiles plus Oxygenates Analytical Method: SW-846 8260 D Preparation Method: SW5030B

Qualifier(s): See Batch 195676 on Case Narrative.

	Result	Units	RL	Flag	Dil	Prepared	Analyzed	Analyst
Acetone	ND	ug/L	5.0		1	07/19/22	07/19/22 10:49	1011
tert-Amyl alcohol	ND	ug/L	5.0		1	07/19/22	07/19/22 10:49	1011
tert-Amyl ethyl ether	ND	ug/L	1.0		1	07/19/22	07/19/22 10:49	1011
tert-Amyl methyl ether	ND	ug/L	1.0		1	07/19/22	07/19/22 10:49	1011
Benzene	ND	ug/L	1.0		1	07/19/22	07/19/22 10:49	1011
Bromochloromethane	ND	ug/L	1.0		1	07/19/22	07/19/22 10:49	1011
Bromodichloromethane	ND	ug/L	1.0		1	07/19/22	07/19/22 10:49	1011
Bromoform	ND	ug/L	1.0		1	07/19/22	07/19/22 10:49	1011
Bromomethane	ND	ug/L	1.0		1	07/19/22	07/19/22 10:49	1011
tert-Butyl alcohol	ND	ug/L	5.0		1	07/19/22	07/19/22 10:49	1011
2-Butanone (MEK)	ND	ug/L	5.0		1	07/19/22	07/19/22 10:49	1011
tert-Butyl ethyl ether	ND	ug/L	1.0		1	07/19/22	07/19/22 10:49	1011
Carbon Disulfide	ND	ug/L	1.0		1	07/19/22	07/19/22 10:49	1011
Carbon tetrachloride	ND	ug/L	1.0		1	07/19/22	07/19/22 10:49	1011
Chlorobenzene	ND	ug/L	1.0		1	07/19/22	07/19/22 10:49	1011
Chloroethane	ND	ug/L	1.0		1	07/19/22	07/19/22 10:49	1011
Chloroform	ND	ug/L	1.0		1	07/19/22	07/19/22 10:49	1011
Chloromethane	ND	ug/L	1.0		1	07/19/22	07/19/22 10:49	1011
Cyclohexane	ND	ug/L	1.0		1	07/19/22	07/19/22 10:49	1011
1,2-Dibromo-3-chloropropane	ND	ug/L	1.0		1	07/19/22	07/19/22 10:49	1011
Dibromochloromethane	ND	ug/L	1.0		1	07/19/22	07/19/22 10:49	1011
1,2-Dibromoethane	ND	ug/L	1.0		1	07/19/22	07/19/22 10:49	1011
1,2-Dichlorobenzene	ND	ug/L	1.0		1	07/19/22	07/19/22 10:49	1011
1,3-Dichlorobenzene	ND	ug/L	1.0		1	07/19/22	07/19/22 10:49	1011
Dichlorodifluoromethane	ND	ug/L	1.0		1	07/19/22	07/19/22 10:49	1011
1,4-Dichlorobenzene	ND	ug/L	1.0		1	07/19/22	07/19/22 10:49	1011
1,1-Dichloroethane	ND	ug/L	1.0		1	07/19/22	07/19/22 10:49	1011

PHASE SEPARATION SCIENCE

6630 Baltimore National Pike
Baltimore, MD 21228
410-747-8770
800-932-9047
www.phaseonline.com

Certificate of Analysis

Project Name: Chester River Hospital Center
PSS Project No.: 22071424

Sample ID: MW-34 **Date/Time Sampled: 07/14/2022 12:30** **PSS Sample ID: 22071424-021**
Matrix: GROUND WATER **Date/Time Received: 07/14/2022 17:00**

TCL Volatiles plus Oxygenates Analytical Method: SW-846 8260 D Preparation Method: SW5030B

Qualifier(s): See Batch 195676 on Case Narrative.

	Result	Units	RL	Flag	Dil	Prepared	Analyzed	Analyst
1,2-Dichloroethane	ND	ug/L	1.0		1	07/19/22	07/19/22 10:49	1011
cis-1,2-Dichloroethene	ND	ug/L	1.0		1	07/19/22	07/19/22 10:49	1011
1,1-Dichloroethene	ND	ug/L	1.0		1	07/19/22	07/19/22 10:49	1011
1,2-Dichloropropane	ND	ug/L	1.0		1	07/19/22	07/19/22 10:49	1011
cis-1,3-Dichloropropene	ND	ug/L	1.0		1	07/19/22	07/19/22 10:49	1011
trans-1,3-Dichloropropene	ND	ug/L	1.0		1	07/19/22	07/19/22 10:49	1011
trans-1,2-Dichloroethene	ND	ug/L	1.0		1	07/19/22	07/19/22 10:49	1011
Diisopropyl ether	ND	ug/L	1.0		1	07/19/22	07/19/22 10:49	1011
Ethylbenzene	ND	ug/L	1.0		1	07/19/22	07/19/22 10:49	1011
2-Hexanone (MBK)	ND	ug/L	5.0		1	07/19/22	07/19/22 10:49	1011
Isopropylbenzene	ND	ug/L	1.0		1	07/19/22	07/19/22 10:49	1011
Methyl Acetate	ND	ug/L	1.0		1	07/19/22	07/19/22 10:49	1011
Methylcyclohexane	ND	ug/L	1.0		1	07/19/22	07/19/22 10:49	1011
Methylene chloride	ND	ug/L	1.0		1	07/19/22	07/19/22 10:49	1011
4-Methyl-2-Pentanone (MIBK)	ND	ug/L	5.0		1	07/19/22	07/19/22 10:49	1011
Methyl-t-Butyl Ether	ND	ug/L	1.0		1	07/19/22	07/19/22 10:49	1011
Naphthalene	ND	ug/L	1.0		1	07/19/22	07/19/22 10:49	1011
Styrene	ND	ug/L	1.0		1	07/19/22	07/19/22 10:49	1011
1,1,2,2-Tetrachloroethane	ND	ug/L	1.0		1	07/19/22	07/19/22 10:49	1011
Tetrachloroethene	ND	ug/L	1.0		1	07/19/22	07/19/22 10:49	1011
Toluene	ND	ug/L	1.0		1	07/19/22	07/19/22 10:49	1011
1,2,3-Trichlorobenzene	ND	ug/L	1.0		1	07/19/22	07/19/22 10:49	1011
1,2,4-Trichlorobenzene	ND	ug/L	1.0		1	07/19/22	07/19/22 10:49	1011
1,1,1-Trichloroethane	ND	ug/L	1.0		1	07/19/22	07/19/22 10:49	1011
Trichloroethene	ND	ug/L	1.0		1	07/19/22	07/19/22 10:49	1011
1,1,2-Trichloroethane	ND	ug/L	1.0		1	07/19/22	07/19/22 10:49	1011
Trichlorofluoromethane	ND	ug/L	1.0		1	07/19/22	07/19/22 10:49	1011
1,1,2-Trichlorotrifluoroethane	ND	ug/L	1.0		1	07/19/22	07/19/22 10:49	1011
Vinyl chloride	ND	ug/L	1.0		1	07/19/22	07/19/22 10:49	1011
m&p-Xylene	ND	ug/L	2.0		1	07/19/22	07/19/22 10:49	1011
o-Xylene	ND	ug/L	1.0		1	07/19/22	07/19/22 10:49	1011

Surrogate(s)	*Recovery*		*Limits*				
4-Bromofluorobenzene	*104*	*%*	*88-120*	*1*	*07/19/22*	*07/19/22 10:49*	*1011*
Dibromofluoromethane	*101*	*%*	*92-107*	*1*	*07/19/22*	*07/19/22 10:49*	*1011*
Toluene-D8	*101*	*%*	*95-106*	*1*	*07/19/22*	*07/19/22 10:49*	*1011*

PHASE SEPARATION SCIENCE

6630 Baltimore National Pike
Baltimore, MD 21228
410-747-8770
800-932-9047
www.phaseonline.com

Certificate of Analysis

Project Name: Chester River Hospital Center
PSS Project No.: 22071424

Sample ID: MW-9 **Date/Time Sampled: 07/14/2022 12:40** **PSS Sample ID: 22071424-022**
Matrix: GROUND WATER **Date/Time Received: 07/14/2022 17:00**

Total Petroleum Hydrocarbons - DRO Analytical Method: SW-846 8015C DRO Preparation Method: SW3510C

	Result	Units	RL	Flag	Dil	Prepared	Analyzed	Analyst
TPH-DRO (Diesel Range Organics)	**0.20**	mg/L	0.10		1	07/16/22	07/16/22 17:36	1070
Surrogate(s)	***Recovery***		***Limits***					
o-Terphenyl	*93*	*%*	*52-100*		*1*	*07/16/22*	*07/16/22 17:36*	*1070*

TCL Volatiles plus Oxygenates Analytical Method: SW-846 8260 D Preparation Method: SW5030B

Qualifier(s): See Batch 195676 on Case Narrative.

	Result	Units	RL	Flag	Dil	Prepared	Analyzed	Analyst
Acetone	ND	ug/L	5.0		1	07/19/22	07/19/22 11:11	1011
tert-Amyl alcohol	ND	ug/L	5.0		1	07/19/22	07/19/22 11:11	1011
tert-Amyl ethyl ether	ND	ug/L	1.0		1	07/19/22	07/19/22 11:11	1011
tert-Amyl methyl ether	ND	ug/L	1.0		1	07/19/22	07/19/22 11:11	1011
Benzene	ND	ug/L	1.0		1	07/19/22	07/19/22 11:11	1011
Bromochloromethane	ND	ug/L	1.0		1	07/19/22	07/19/22 11:11	1011
Bromodichloromethane	ND	ug/L	1.0		1	07/19/22	07/19/22 11:11	1011
Bromoform	ND	ug/L	1.0		1	07/19/22	07/19/22 11:11	1011
Bromomethane	ND	ug/L	1.0		1	07/19/22	07/19/22 11:11	1011
tert-Butyl alcohol	ND	ug/L	5.0		1	07/19/22	07/19/22 11:11	1011
2-Butanone (MEK)	ND	ug/L	5.0		1	07/19/22	07/19/22 11:11	1011
tert-Butyl ethyl ether	ND	ug/L	1.0		1	07/19/22	07/19/22 11:11	1011
Carbon Disulfide	ND	ug/L	1.0		1	07/19/22	07/19/22 11:11	1011
Carbon tetrachloride	ND	ug/L	1.0		1	07/19/22	07/19/22 11:11	1011
Chlorobenzene	ND	ug/L	1.0		1	07/19/22	07/19/22 11:11	1011
Chloroethane	ND	ug/L	1.0		1	07/19/22	07/19/22 11:11	1011
Chloroform	ND	ug/L	1.0		1	07/19/22	07/19/22 11:11	1011
Chloromethane	ND	ug/L	1.0		1	07/19/22	07/19/22 11:11	1011
Cyclohexane	ND	ug/L	1.0		1	07/19/22	07/19/22 11:11	1011
1,2-Dibromo-3-chloropropane	ND	ug/L	1.0		1	07/19/22	07/19/22 11:11	1011
Dibromochloromethane	ND	ug/L	1.0		1	07/19/22	07/19/22 11:11	1011
1,2-Dibromoethane	ND	ug/L	1.0		1	07/19/22	07/19/22 11:11	1011
1,2-Dichlorobenzene	ND	ug/L	1.0		1	07/19/22	07/19/22 11:11	1011
1,3-Dichlorobenzene	ND	ug/L	1.0		1	07/19/22	07/19/22 11:11	1011
Dichlorodifluoromethane	ND	ug/L	1.0		1	07/19/22	07/19/22 11:11	1011
1,4-Dichlorobenzene	ND	ug/L	1.0		1	07/19/22	07/19/22 11:11	1011
1,1-Dichloroethane	ND	ug/L	1.0		1	07/19/22	07/19/22 11:11	1011

PHASE SEPARATION SCIENCE

6630 Baltimore National Pike
Baltimore, MD 21228
410-747-8770
800-932-9047
www.phaseonline.com

Certificate of Analysis

Project Name: Chester River Hospital Center
PSS Project No.: 22071424

Sample ID: MW-9 **Date/Time Sampled: 07/14/2022 12:40** **PSS Sample ID: 22071424-022**
Matrix: GROUND WATER **Date/Time Received: 07/14/2022 17:00**

TCL Volatiles plus Oxygenates Analytical Method: SW-846 8260 D Preparation Method: SW5030B

Qualifier(s): See Batch 195676 on Case Narrative.

	Result	Units	RL	Flag	Dil	Prepared	Analyzed	Analyst
1,2-Dichloroethane	ND	ug/L	1.0		1	07/19/22	07/19/22 11:11	1011
cis-1,2-Dichloroethene	ND	ug/L	1.0		1	07/19/22	07/19/22 11:11	1011
1,1-Dichloroethene	ND	ug/L	1.0		1	07/19/22	07/19/22 11:11	1011
1,2-Dichloropropane	ND	ug/L	1.0		1	07/19/22	07/19/22 11:11	1011
cis-1,3-Dichloropropene	ND	ug/L	1.0		1	07/19/22	07/19/22 11:11	1011
trans-1,3-Dichloropropene	ND	ug/L	1.0		1	07/19/22	07/19/22 11:11	1011
trans-1,2-Dichloroethene	ND	ug/L	1.0		1	07/19/22	07/19/22 11:11	1011
Diisopropyl ether	ND	ug/L	1.0		1	07/19/22	07/19/22 11:11	1011
Ethylbenzene	ND	ug/L	1.0		1	07/19/22	07/19/22 11:11	1011
2-Hexanone (MBK)	ND	ug/L	5.0		1	07/19/22	07/19/22 11:11	1011
Isopropylbenzene	ND	ug/L	1.0		1	07/19/22	07/19/22 11:11	1011
Methyl Acetate	ND	ug/L	1.0		1	07/19/22	07/19/22 11:11	1011
Methylcyclohexane	ND	ug/L	1.0		1	07/19/22	07/19/22 11:11	1011
Methylene chloride	ND	ug/L	1.0		1	07/19/22	07/19/22 11:11	1011
4-Methyl-2-Pentanone (MIBK)	ND	ug/L	5.0		1	07/19/22	07/19/22 11:11	1011
Methyl-t-Butyl Ether	ND	ug/L	1.0		1	07/19/22	07/19/22 11:11	1011
Naphthalene	ND	ug/L	1.0		1	07/19/22	07/19/22 11:11	1011
Styrene	ND	ug/L	1.0		1	07/19/22	07/19/22 11:11	1011
1,1,2,2-Tetrachloroethane	ND	ug/L	1.0		1	07/19/22	07/19/22 11:11	1011
Tetrachloroethene	ND	ug/L	1.0		1	07/19/22	07/19/22 11:11	1011
Toluene	ND	ug/L	1.0		1	07/19/22	07/19/22 11:11	1011
1,2,3-Trichlorobenzene	ND	ug/L	1.0		1	07/19/22	07/19/22 11:11	1011
1,2,4-Trichlorobenzene	ND	ug/L	1.0		1	07/19/22	07/19/22 11:11	1011
1,1,1-Trichloroethane	ND	ug/L	1.0		1	07/19/22	07/19/22 11:11	1011
Trichloroethene	ND	ug/L	1.0		1	07/19/22	07/19/22 11:11	1011
1,1,2-Trichloroethane	ND	ug/L	1.0		1	07/19/22	07/19/22 11:11	1011
Trichlorofluoromethane	ND	ug/L	1.0		1	07/19/22	07/19/22 11:11	1011
1,1,2-Trichlorotrifluoroethane	ND	ug/L	1.0		1	07/19/22	07/19/22 11:11	1011
Vinyl chloride	ND	ug/L	1.0		1	07/19/22	07/19/22 11:11	1011
m&p-Xylene	ND	ug/L	2.0		1	07/19/22	07/19/22 11:11	1011
o-Xylene	ND	ug/L	1.0		1	07/19/22	07/19/22 11:11	1011

Surrogate(s)	*Recovery*		*Limits*				
4-Bromofluorobenzene	*96*	*%*	*88-120*		*1*	*07/19/22*	*07/19/22 11:11*	*1011*
Dibromofluoromethane	*101*	*%*	*92-107*		*1*	*07/19/22*	*07/19/22 11:11*	*1011*
Toluene-D8	*101*	*%*	*95-106*		*1*	*07/19/22*	*07/19/22 11:11*	*1011*

PHASE SEPARATION SCIENCE

6630 Baltimore National Pike
Baltimore, MD 21228
410-747-8770
800-932-9047
www.phaseonline.com

Certificate of Analysis

Project Name: Chester River Hospital Center
PSS Project No.: 22071424

Sample ID: MW-43 **Date/Time Sampled: 07/14/2022 13:35** **PSS Sample ID: 22071424-023**
Matrix: GROUND WATER **Date/Time Received: 07/14/2022 17:00**

Total Petroleum Hydrocarbons - DRO Analytical Method: SW-846 8015C DRO Preparation Method: SW3510C

	Result	Units	RL	Flag	Dil	Prepared	Analyzed	Analyst
TPH-DRO (Diesel Range Organics)	**1.7**	mg/L	0.10		1	07/16/22	07/16/22 18:00	1070
Surrogate(s)	***Recovery***		***Limits***					
o-Terphenyl	*82*	*%*	*52-100*		*1*	*07/16/22*	*07/16/22 18:00*	*1070*

TCL Volatiles plus Oxygenates Analytical Method: SW-846 8260 D Preparation Method: SW5030B

Qualifier(s): See Batch 195676 on Case Narrative.

	Result	Units	RL	Flag	Dil	Prepared	Analyzed	Analyst
Acetone	ND	ug/L	5.0		1	07/19/22	07/19/22 11:34	1011
tert-Amyl alcohol	ND	ug/L	5.0		1	07/19/22	07/19/22 11:34	1011
tert-Amyl ethyl ether	ND	ug/L	1.0		1	07/19/22	07/19/22 11:34	1011
tert-Amyl methyl ether	ND	ug/L	1.0		1	07/19/22	07/19/22 11:34	1011
Benzene	ND	ug/L	1.0		1	07/19/22	07/19/22 11:34	1011
Bromochloromethane	ND	ug/L	1.0		1	07/19/22	07/19/22 11:34	1011
Bromodichloromethane	ND	ug/L	1.0		1	07/19/22	07/19/22 11:34	1011
Bromoform	ND	ug/L	1.0		1	07/19/22	07/19/22 11:34	1011
Bromomethane	ND	ug/L	1.0		1	07/19/22	07/19/22 11:34	1011
tert-Butyl alcohol	ND	ug/L	5.0		1	07/19/22	07/19/22 11:34	1011
2-Butanone (MEK)	ND	ug/L	5.0		1	07/19/22	07/19/22 11:34	1011
tert-Butyl ethyl ether	ND	ug/L	1.0		1	07/19/22	07/19/22 11:34	1011
Carbon Disulfide	ND	ug/L	1.0		1	07/19/22	07/19/22 11:34	1011
Carbon tetrachloride	ND	ug/L	1.0		1	07/19/22	07/19/22 11:34	1011
Chlorobenzene	ND	ug/L	1.0		1	07/19/22	07/19/22 11:34	1011
Chloroethane	ND	ug/L	1.0		1	07/19/22	07/19/22 11:34	1011
Chloroform	ND	ug/L	1.0		1	07/19/22	07/19/22 11:34	1011
Chloromethane	ND	ug/L	1.0		1	07/19/22	07/19/22 11:34	1011
Cyclohexane	ND	ug/L	1.0		1	07/19/22	07/19/22 11:34	1011
1,2-Dibromo-3-chloropropane	ND	ug/L	1.0		1	07/19/22	07/19/22 11:34	1011
Dibromochloromethane	ND	ug/L	1.0		1	07/19/22	07/19/22 11:34	1011
1,2-Dibromoethane	ND	ug/L	1.0		1	07/19/22	07/19/22 11:34	1011
1,2-Dichlorobenzene	ND	ug/L	1.0		1	07/19/22	07/19/22 11:34	1011
1,3-Dichlorobenzene	ND	ug/L	1.0		1	07/19/22	07/19/22 11:34	1011
Dichlorodifluoromethane	ND	ug/L	1.0		1	07/19/22	07/19/22 11:34	1011
1,4-Dichlorobenzene	ND	ug/L	1.0		1	07/19/22	07/19/22 11:34	1011
1,1-Dichloroethane	ND	ug/L	1.0		1	07/19/22	07/19/22 11:34	1011

PHASE SEPARATION SCIENCE

6630 Baltimore National Pike
Baltimore, MD 21228
410-747-8770
800-932-9047
www.phaseonline.com

Certificate of Analysis

Project Name: Chester River Hospital Center
PSS Project No.: 22071424

Sample ID: MW-43 **Date/Time Sampled: 07/14/2022 13:35** **PSS Sample ID: 22071424-023**
Matrix: GROUND WATER **Date/Time Received: 07/14/2022 17:00**

TCL Volatiles plus Oxygenates Analytical Method: SW-846 8260 D Preparation Method: SW5030B

Qualifier(s): See Batch 195676 on Case Narrative.

	Result	Units	RL	Flag	Dil	Prepared	Analyzed	Analyst
1,2-Dichloroethane	ND	ug/L	1.0		1	07/19/22	07/19/22 11:34	1011
cis-1,2-Dichloroethene	ND	ug/L	1.0		1	07/19/22	07/19/22 11:34	1011
1,1-Dichloroethene	ND	ug/L	1.0		1	07/19/22	07/19/22 11:34	1011
1,2-Dichloropropane	ND	ug/L	1.0		1	07/19/22	07/19/22 11:34	1011
cis-1,3-Dichloropropene	ND	ug/L	1.0		1	07/19/22	07/19/22 11:34	1011
trans-1,3-Dichloropropene	ND	ug/L	1.0		1	07/19/22	07/19/22 11:34	1011
trans-1,2-Dichloroethene	ND	ug/L	1.0		1	07/19/22	07/19/22 11:34	1011
Diisopropyl ether	ND	ug/L	1.0		1	07/19/22	07/19/22 11:34	1011
Ethylbenzene	ND	ug/L	1.0		1	07/19/22	07/19/22 11:34	1011
2-Hexanone (MBK)	ND	ug/L	5.0		1	07/19/22	07/19/22 11:34	1011
Isopropylbenzene	ND	ug/L	1.0		1	07/19/22	07/19/22 11:34	1011
Methyl Acetate	ND	ug/L	1.0		1	07/19/22	07/19/22 11:34	1011
Methylcyclohexane	ND	ug/L	1.0		1	07/19/22	07/19/22 11:34	1011
Methylene chloride	ND	ug/L	1.0		1	07/19/22	07/19/22 11:34	1011
4-Methyl-2-Pentanone (MIBK)	ND	ug/L	5.0		1	07/19/22	07/19/22 11:34	1011
Methyl-t-Butyl Ether	ND	ug/L	1.0		1	07/19/22	07/19/22 11:34	1011
Naphthalene	ND	ug/L	1.0		1	07/19/22	07/19/22 11:34	1011
Styrene	ND	ug/L	1.0		1	07/19/22	07/19/22 11:34	1011
1,1,2,2-Tetrachloroethane	ND	ug/L	1.0		1	07/19/22	07/19/22 11:34	1011
Tetrachloroethene	ND	ug/L	1.0		1	07/19/22	07/19/22 11:34	1011
Toluene	ND	ug/L	1.0		1	07/19/22	07/19/22 11:34	1011
1,2,3-Trichlorobenzene	ND	ug/L	1.0		1	07/19/22	07/19/22 11:34	1011
1,2,4-Trichlorobenzene	ND	ug/L	1.0		1	07/19/22	07/19/22 11:34	1011
1,1,1-Trichloroethane	ND	ug/L	1.0		1	07/19/22	07/19/22 11:34	1011
Trichloroethene	ND	ug/L	1.0		1	07/19/22	07/19/22 11:34	1011
1,1,2-Trichloroethane	ND	ug/L	1.0		1	07/19/22	07/19/22 11:34	1011
Trichlorofluoromethane	ND	ug/L	1.0		1	07/19/22	07/19/22 11:34	1011
1,1,2-Trichlorotrifluoroethane	ND	ug/L	1.0		1	07/19/22	07/19/22 11:34	1011
Vinyl chloride	ND	ug/L	1.0		1	07/19/22	07/19/22 11:34	1011
m&p-Xylene	ND	ug/L	2.0		1	07/19/22	07/19/22 11:34	1011
o-Xylene	ND	ug/L	1.0		1	07/19/22	07/19/22 11:34	1011

Surrogate(s)	*Recovery*		*Limits*				
4-Bromofluorobenzene	*104*	*%*	*88-120*		*1*	*07/19/22*	*07/19/22 11:34*	*1011*
Dibromofluoromethane	*100*	*%*	*92-107*		*1*	*07/19/22*	*07/19/22 11:34*	*1011*
Toluene-D8	*101*	*%*	*95-106*		*1*	*07/19/22*	*07/19/22 11:34*	*1011*

PHASE SEPARATION SCIENCE

6630 Baltimore National Pike
Baltimore, MD 21228
410-747-8770
800-932-9047
www.phaseonline.com

Certificate of Analysis

Project Name: Chester River Hospital Center
PSS Project No.: 22071424

Sample ID: MW-35 **Date/Time Sampled: 07/14/2022 13:50** **PSS Sample ID: 22071424-024**
Matrix: GROUND WATER **Date/Time Received: 07/14/2022 17:00**

Total Petroleum Hydrocarbons - DRO Analytical Method: SW-846 8015C DRO Preparation Method: SW3510C

	Result	Units	RL	Flag	Dil	Prepared	Analyzed	Analyst
TPH-DRO (Diesel Range Organics)	ND	mg/L	0.10		1	07/18/22	07/18/22 17:12	1070
Surrogate(s)	***Recovery***		***Limits***					
o-Terphenyl	*79*	*%*	*52-100*		*1*	*07/18/22*	*07/18/22 17:12*	*1070*

TCL Volatiles plus Oxygenates Analytical Method: SW-846 8260 D Preparation Method: SW5030B

Qualifier(s): See Batch 195676 on Case Narrative.

	Result	Units	RL	Flag	Dil	Prepared	Analyzed	Analyst
Acetone	ND	ug/L	5.0		1	07/19/22	07/19/22 11:57	1011
tert-Amyl alcohol	ND	ug/L	5.0		1	07/19/22	07/19/22 11:57	1011
tert-Amyl ethyl ether	ND	ug/L	1.0		1	07/19/22	07/19/22 11:57	1011
tert-Amyl methyl ether	ND	ug/L	1.0		1	07/19/22	07/19/22 11:57	1011
Benzene	ND	ug/L	1.0		1	07/19/22	07/19/22 11:57	1011
Bromochloromethane	ND	ug/L	1.0		1	07/19/22	07/19/22 11:57	1011
Bromodichloromethane	ND	ug/L	1.0		1	07/19/22	07/19/22 11:57	1011
Bromoform	ND	ug/L	1.0		1	07/19/22	07/19/22 11:57	1011
Bromomethane	ND	ug/L	1.0		1	07/19/22	07/19/22 11:57	1011
tert-Butyl alcohol	ND	ug/L	5.0		1	07/19/22	07/19/22 11:57	1011
2-Butanone (MEK)	ND	ug/L	5.0		1	07/19/22	07/19/22 11:57	1011
tert-Butyl ethyl ether	ND	ug/L	1.0		1	07/19/22	07/19/22 11:57	1011
Carbon Disulfide	ND	ug/L	1.0		1	07/19/22	07/19/22 11:57	1011
Carbon tetrachloride	ND	ug/L	1.0		1	07/19/22	07/19/22 11:57	1011
Chlorobenzene	ND	ug/L	1.0		1	07/19/22	07/19/22 11:57	1011
Chloroethane	ND	ug/L	1.0		1	07/19/22	07/19/22 11:57	1011
Chloroform	ND	ug/L	1.0		1	07/19/22	07/19/22 11:57	1011
Chloromethane	ND	ug/L	1.0		1	07/19/22	07/19/22 11:57	1011
Cyclohexane	ND	ug/L	1.0		1	07/19/22	07/19/22 11:57	1011
1,2-Dibromo-3-chloropropane	ND	ug/L	1.0		1	07/19/22	07/19/22 11:57	1011
Dibromochloromethane	ND	ug/L	1.0		1	07/19/22	07/19/22 11:57	1011
1,2-Dibromoethane	ND	ug/L	1.0		1	07/19/22	07/19/22 11:57	1011
1,2-Dichlorobenzene	ND	ug/L	1.0		1	07/19/22	07/19/22 11:57	1011
1,3-Dichlorobenzene	ND	ug/L	1.0		1	07/19/22	07/19/22 11:57	1011
Dichlorodifluoromethane	ND	ug/L	1.0		1	07/19/22	07/19/22 11:57	1011
1,4-Dichlorobenzene	ND	ug/L	1.0		1	07/19/22	07/19/22 11:57	1011
1,1-Dichloroethane	ND	ug/L	1.0		1	07/19/22	07/19/22 11:57	1011

PHASE SEPARATION SCIENCE

6630 Baltimore National Pike
Baltimore, MD 21228
410-747-8770
800-932-9047
www.phaseonline.com

Certificate of Analysis

Project Name: Chester River Hospital Center
PSS Project No.: 22071424

Sample ID: MW-35 **Date/Time Sampled: 07/14/2022 13:50** **PSS Sample ID: 22071424-024**
Matrix: GROUND WATER **Date/Time Received: 07/14/2022 17:00**

TCL Volatiles plus Oxygenates Analytical Method: SW-846 8260 D Preparation Method: SW5030B

Qualifier(s): See Batch 195676 on Case Narrative.

	Result	Units	RL	Flag	Dil	Prepared	Analyzed	Analyst
1,2-Dichloroethane	ND	ug/L	1.0		1	07/19/22	07/19/22 11:57	1011
cis-1,2-Dichloroethene	ND	ug/L	1.0		1	07/19/22	07/19/22 11:57	1011
1,1-Dichloroethene	ND	ug/L	1.0		1	07/19/22	07/19/22 11:57	1011
1,2-Dichloropropane	ND	ug/L	1.0		1	07/19/22	07/19/22 11:57	1011
cis-1,3-Dichloropropene	ND	ug/L	1.0		1	07/19/22	07/19/22 11:57	1011
trans-1,3-Dichloropropene	ND	ug/L	1.0		1	07/19/22	07/19/22 11:57	1011
trans-1,2-Dichloroethene	ND	ug/L	1.0		1	07/19/22	07/19/22 11:57	1011
Diisopropyl ether	ND	ug/L	1.0		1	07/19/22	07/19/22 11:57	1011
Ethylbenzene	ND	ug/L	1.0		1	07/19/22	07/19/22 11:57	1011
2-Hexanone (MBK)	ND	ug/L	5.0		1	07/19/22	07/19/22 11:57	1011
Isopropylbenzene	ND	ug/L	1.0		1	07/19/22	07/19/22 11:57	1011
Methyl Acetate	ND	ug/L	1.0		1	07/19/22	07/19/22 11:57	1011
Methylcyclohexane	ND	ug/L	1.0		1	07/19/22	07/19/22 11:57	1011
Methylene chloride	ND	ug/L	1.0		1	07/19/22	07/19/22 11:57	1011
4-Methyl-2-Pentanone (MIBK)	ND	ug/L	5.0		1	07/19/22	07/19/22 11:57	1011
Methyl-t-Butyl Ether	ND	ug/L	1.0		1	07/19/22	07/19/22 11:57	1011
Naphthalene	ND	ug/L	1.0		1	07/19/22	07/19/22 11:57	1011
Styrene	ND	ug/L	1.0		1	07/19/22	07/19/22 11:57	1011
1,1,2,2-Tetrachloroethane	ND	ug/L	1.0		1	07/19/22	07/19/22 11:57	1011
Tetrachloroethene	ND	ug/L	1.0		1	07/19/22	07/19/22 11:57	1011
Toluene	ND	ug/L	1.0		1	07/19/22	07/19/22 11:57	1011
1,2,3-Trichlorobenzene	ND	ug/L	1.0		1	07/19/22	07/19/22 11:57	1011
1,2,4-Trichlorobenzene	ND	ug/L	1.0		1	07/19/22	07/19/22 11:57	1011
1,1,1-Trichloroethane	ND	ug/L	1.0		1	07/19/22	07/19/22 11:57	1011
Trichloroethene	ND	ug/L	1.0		1	07/19/22	07/19/22 11:57	1011
1,1,2-Trichloroethane	ND	ug/L	1.0		1	07/19/22	07/19/22 11:57	1011
Trichlorofluoromethane	ND	ug/L	1.0		1	07/19/22	07/19/22 11:57	1011
1,1,2-Trichlorotrifluoroethane	ND	ug/L	1.0		1	07/19/22	07/19/22 11:57	1011
Vinyl chloride	ND	ug/L	1.0		1	07/19/22	07/19/22 11:57	1011
m&p-Xylene	ND	ug/L	2.0		1	07/19/22	07/19/22 11:57	1011
o-Xylene	ND	ug/L	1.0		1	07/19/22	07/19/22 11:57	1011

Surrogate(s)	*Recovery*		*Limits*				
4-Bromofluorobenzene	*101*	*%*	*88-120*		*1*	*07/19/22*	*07/19/22 11:57*	*1011*
Dibromofluoromethane	*100*	*%*	*92-107*		*1*	*07/19/22*	*07/19/22 11:57*	*1011*
Toluene-D8	*101*	*%*	*95-106*		*1*	*07/19/22*	*07/19/22 11:57*	*1011*

PHASE SEPARATION SCIENCE

6630 Baltimore National Pike
Baltimore, MD 21228
410-747-8770
800-932-9047
www.phaseonline.com

Certificate of Analysis

Project Name: Chester River Hospital Center
PSS Project No.: 22071424

Sample ID: MW-56 **Date/Time Sampled: 07/14/2022 14:35** **PSS Sample ID: 22071424-025**
Matrix: GROUND WATER **Date/Time Received: 07/14/2022 17:00**

Total Petroleum Hydrocarbons - DRO Analytical Method: SW-846 8015C DRO Preparation Method: SW3510C

	Result	Units	RL	Flag	Dil	Prepared	Analyzed	Analyst
TPH-DRO (Diesel Range Organics)	ND	mg/L	0.10		1	07/18/22	07/18/22 17:37	1070
Surrogate(s)	***Recovery***		***Limits***					
o-Terphenyl	*92*	*%*	*52-100*		*1*	*07/18/22*	*07/18/22 17:37*	*1070*

TCL Volatiles plus Oxygenates Analytical Method: SW-846 8260 D Preparation Method: SW5030B

Qualifier(s): See Batch 195676 on Case Narrative.

	Result	Units	RL	Flag	Dil	Prepared	Analyzed	Analyst
Acetone	ND	ug/L	5.0		1	07/19/22	07/19/22 12:20	1011
tert-Amyl alcohol	ND	ug/L	5.0		1	07/19/22	07/19/22 12:20	1011
tert-Amyl ethyl ether	ND	ug/L	1.0		1	07/19/22	07/19/22 12:20	1011
tert-Amyl methyl ether	ND	ug/L	1.0		1	07/19/22	07/19/22 12:20	1011
Benzene	ND	ug/L	1.0		1	07/19/22	07/19/22 12:20	1011
Bromochloromethane	ND	ug/L	1.0		1	07/19/22	07/19/22 12:20	1011
Bromodichloromethane	ND	ug/L	1.0		1	07/19/22	07/19/22 12:20	1011
Bromoform	ND	ug/L	1.0		1	07/19/22	07/19/22 12:20	1011
Bromomethane	ND	ug/L	1.0		1	07/19/22	07/19/22 12:20	1011
tert-Butyl alcohol	ND	ug/L	5.0		1	07/19/22	07/19/22 12:20	1011
2-Butanone (MEK)	ND	ug/L	5.0		1	07/19/22	07/19/22 12:20	1011
tert-Butyl ethyl ether	ND	ug/L	1.0		1	07/19/22	07/19/22 12:20	1011
Carbon Disulfide	ND	ug/L	1.0		1	07/19/22	07/19/22 12:20	1011
Carbon tetrachloride	ND	ug/L	1.0		1	07/19/22	07/19/22 12:20	1011
Chlorobenzene	ND	ug/L	1.0		1	07/19/22	07/19/22 12:20	1011
Chloroethane	ND	ug/L	1.0		1	07/19/22	07/19/22 12:20	1011
Chloroform	ND	ug/L	1.0		1	07/19/22	07/19/22 12:20	1011
Chloromethane	ND	ug/L	1.0		1	07/19/22	07/19/22 12:20	1011
Cyclohexane	ND	ug/L	1.0		1	07/19/22	07/19/22 12:20	1011
1,2-Dibromo-3-chloropropane	ND	ug/L	1.0		1	07/19/22	07/19/22 12:20	1011
Dibromochloromethane	ND	ug/L	1.0		1	07/19/22	07/19/22 12:20	1011
1,2-Dibromoethane	ND	ug/L	1.0		1	07/19/22	07/19/22 12:20	1011
1,2-Dichlorobenzene	ND	ug/L	1.0		1	07/19/22	07/19/22 12:20	1011
1,3-Dichlorobenzene	ND	ug/L	1.0		1	07/19/22	07/19/22 12:20	1011
Dichlorodifluoromethane	ND	ug/L	1.0		1	07/19/22	07/19/22 12:20	1011
1,4-Dichlorobenzene	ND	ug/L	1.0		1	07/19/22	07/19/22 12:20	1011
1,1-Dichloroethane	ND	ug/L	1.0		1	07/19/22	07/19/22 12:20	1011

PHASE SEPARATION SCIENCE

6630 Baltimore National Pike
Baltimore, MD 21228
410-747-8770
800-932-9047
www.phaseonline.com

Certificate of Analysis

Project Name: Chester River Hospital Center
PSS Project No.: 22071424

Sample ID: MW-56 **Date/Time Sampled: 07/14/2022 14:35** **PSS Sample ID: 22071424-025**
Matrix: GROUND WATER **Date/Time Received: 07/14/2022 17:00**

TCL Volatiles plus Oxygenates Analytical Method: SW-846 8260 D Preparation Method: SW5030B

Qualifier(s): See Batch 195676 on Case Narrative.

	Result	Units	RL	Flag	Dil	Prepared	Analyzed	Analyst
1,2-Dichloroethane	ND	ug/L	1.0		1	07/19/22	07/19/22 12:20	1011
cis-1,2-Dichloroethene	ND	ug/L	1.0		1	07/19/22	07/19/22 12:20	1011
1,1-Dichloroethene	ND	ug/L	1.0		1	07/19/22	07/19/22 12:20	1011
1,2-Dichloropropane	ND	ug/L	1.0		1	07/19/22	07/19/22 12:20	1011
cis-1,3-Dichloropropene	ND	ug/L	1.0		1	07/19/22	07/19/22 12:20	1011
trans-1,3-Dichloropropene	ND	ug/L	1.0		1	07/19/22	07/19/22 12:20	1011
trans-1,2-Dichloroethene	ND	ug/L	1.0		1	07/19/22	07/19/22 12:20	1011
Diisopropyl ether	ND	ug/L	1.0		1	07/19/22	07/19/22 12:20	1011
Ethylbenzene	ND	ug/L	1.0		1	07/19/22	07/19/22 12:20	1011
2-Hexanone (MBK)	ND	ug/L	5.0		1	07/19/22	07/19/22 12:20	1011
Isopropylbenzene	ND	ug/L	1.0		1	07/19/22	07/19/22 12:20	1011
Methyl Acetate	ND	ug/L	1.0		1	07/19/22	07/19/22 12:20	1011
Methylcyclohexane	ND	ug/L	1.0		1	07/19/22	07/19/22 12:20	1011
Methylene chloride	ND	ug/L	1.0		1	07/19/22	07/19/22 12:20	1011
4-Methyl-2-Pentanone (MIBK)	ND	ug/L	5.0		1	07/19/22	07/19/22 12:20	1011
Methyl-t-Butyl Ether	ND	ug/L	1.0		1	07/19/22	07/19/22 12:20	1011
Naphthalene	ND	ug/L	1.0		1	07/19/22	07/19/22 12:20	1011
Styrene	ND	ug/L	1.0		1	07/19/22	07/19/22 12:20	1011
1,1,2,2-Tetrachloroethane	ND	ug/L	1.0		1	07/19/22	07/19/22 12:20	1011
Tetrachloroethene	ND	ug/L	1.0		1	07/19/22	07/19/22 12:20	1011
Toluene	ND	ug/L	1.0		1	07/19/22	07/19/22 12:20	1011
1,2,3-Trichlorobenzene	ND	ug/L	1.0		1	07/19/22	07/19/22 12:20	1011
1,2,4-Trichlorobenzene	ND	ug/L	1.0		1	07/19/22	07/19/22 12:20	1011
1,1,1-Trichloroethane	ND	ug/L	1.0		1	07/19/22	07/19/22 12:20	1011
Trichloroethene	ND	ug/L	1.0		1	07/19/22	07/19/22 12:20	1011
1,1,2-Trichloroethane	ND	ug/L	1.0		1	07/19/22	07/19/22 12:20	1011
Trichlorofluoromethane	ND	ug/L	1.0		1	07/19/22	07/19/22 12:20	1011
1,1,2-Trichlorotrifluoroethane	ND	ug/L	1.0		1	07/19/22	07/19/22 12:20	1011
Vinyl chloride	ND	ug/L	1.0		1	07/19/22	07/19/22 12:20	1011
m&p-Xylene	ND	ug/L	2.0		1	07/19/22	07/19/22 12:20	1011
o-Xylene	ND	ug/L	1.0		1	07/19/22	07/19/22 12:20	1011

Surrogate(s)	*Recovery*		*Limits*				
4-Bromofluorobenzene	*103*	*%*	*88-120*		*1*	*07/19/22*	*07/19/22 12:20*	*1011*
Dibromofluoromethane	*101*	*%*	*92-107*		*1*	*07/19/22*	*07/19/22 12:20*	*1011*
Toluene-D8	*100*	*%*	*95-106*		*1*	*07/19/22*	*07/19/22 12:20*	*1011*

PHASE SEPARATION SCIENCE

6630 Baltimore National Pike
Baltimore, MD 21228
410-747-8770
800-932-9047
www.phaseonline.com

Certificate of Analysis

Project Name: Chester River Hospital Center
PSS Project No.: 22071424

Sample ID: MW-10R **Date/Time Sampled: 07/14/2022 14:30** **PSS Sample ID: 22071424-026**
Matrix: GROUND WATER **Date/Time Received: 07/14/2022 17:00**

Total Petroleum Hydrocarbons - DRO Analytical Method: SW-846 8015C DRO Preparation Method: SW3510C

	Result	Units	RL	Flag	Dil	Prepared	Analyzed	Analyst
TPH-DRO (Diesel Range Organics)	ND	mg/L	0.10		1	07/16/22	07/16/22 18:24	1070
Surrogate(s)	***Recovery***		***Limits***					
o-Terphenyl	*84*	*%*	*52-100*		*1*	*07/16/22*	*07/16/22 18:24*	*1070*

TCL Volatiles plus Oxygenates Analytical Method: SW-846 8260 D Preparation Method: SW5030B

Qualifier(s): See Batch 195676 on Case Narrative.

	Result	Units	RL	Flag	Dil	Prepared	Analyzed	Analyst
Acetone	ND	ug/L	5.0		1	07/19/22	07/19/22 12:42	1011
tert-Amyl alcohol	ND	ug/L	5.0		1	07/19/22	07/19/22 12:42	1011
tert-Amyl ethyl ether	ND	ug/L	1.0		1	07/19/22	07/19/22 12:42	1011
tert-Amyl methyl ether	ND	ug/L	1.0		1	07/19/22	07/19/22 12:42	1011
Benzene	ND	ug/L	1.0		1	07/19/22	07/19/22 12:42	1011
Bromochloromethane	ND	ug/L	1.0		1	07/19/22	07/19/22 12:42	1011
Bromodichloromethane	ND	ug/L	1.0		1	07/19/22	07/19/22 12:42	1011
Bromoform	ND	ug/L	1.0		1	07/19/22	07/19/22 12:42	1011
Bromomethane	ND	ug/L	1.0		1	07/19/22	07/19/22 12:42	1011
tert-Butyl alcohol	ND	ug/L	5.0		1	07/19/22	07/19/22 12:42	1011
2-Butanone (MEK)	ND	ug/L	5.0		1	07/19/22	07/19/22 12:42	1011
tert-Butyl ethyl ether	ND	ug/L	1.0		1	07/19/22	07/19/22 12:42	1011
Carbon Disulfide	ND	ug/L	1.0		1	07/19/22	07/19/22 12:42	1011
Carbon tetrachloride	ND	ug/L	1.0		1	07/19/22	07/19/22 12:42	1011
Chlorobenzene	ND	ug/L	1.0		1	07/19/22	07/19/22 12:42	1011
Chloroethane	ND	ug/L	1.0		1	07/19/22	07/19/22 12:42	1011
Chloroform	ND	ug/L	1.0		1	07/19/22	07/19/22 12:42	1011
Chloromethane	ND	ug/L	1.0		1	07/19/22	07/19/22 12:42	1011
Cyclohexane	ND	ug/L	1.0		1	07/19/22	07/19/22 12:42	1011
1,2-Dibromo-3-chloropropane	ND	ug/L	1.0		1	07/19/22	07/19/22 12:42	1011
Dibromochloromethane	ND	ug/L	1.0		1	07/19/22	07/19/22 12:42	1011
1,2-Dibromoethane	ND	ug/L	1.0		1	07/19/22	07/19/22 12:42	1011
1,2-Dichlorobenzene	ND	ug/L	1.0		1	07/19/22	07/19/22 12:42	1011
1,3-Dichlorobenzene	ND	ug/L	1.0		1	07/19/22	07/19/22 12:42	1011
Dichlorodifluoromethane	ND	ug/L	1.0		1	07/19/22	07/19/22 12:42	1011
1,4-Dichlorobenzene	ND	ug/L	1.0		1	07/19/22	07/19/22 12:42	1011
1,1-Dichloroethane	ND	ug/L	1.0		1	07/19/22	07/19/22 12:42	1011

PHASE SEPARATION SCIENCE

6630 Baltimore National Pike
Baltimore, MD 21228
410-747-8770
800-932-9047
www.phaseonline.com

Certificate of Analysis

Project Name: Chester River Hospital Center
PSS Project No.: 22071424

Sample ID: MW-10R **Date/Time Sampled: 07/14/2022 14:30** **PSS Sample ID: 22071424-026**
Matrix: GROUND WATER **Date/Time Received: 07/14/2022 17:00**

TCL Volatiles plus Oxygenates Analytical Method: SW-846 8260 D Preparation Method: SW5030B

Qualifier(s): See Batch 195676 on Case Narrative.

	Result	Units	RL	Flag	Dil	Prepared	Analyzed	Analyst
1,2-Dichloroethane	ND	ug/L	1.0		1	07/19/22	07/19/22 12:42	1011
cis-1,2-Dichloroethene	ND	ug/L	1.0		1	07/19/22	07/19/22 12:42	1011
1,1-Dichloroethene	ND	ug/L	1.0		1	07/19/22	07/19/22 12:42	1011
1,2-Dichloropropane	ND	ug/L	1.0		1	07/19/22	07/19/22 12:42	1011
cis-1,3-Dichloropropene	ND	ug/L	1.0		1	07/19/22	07/19/22 12:42	1011
trans-1,3-Dichloropropene	ND	ug/L	1.0		1	07/19/22	07/19/22 12:42	1011
trans-1,2-Dichloroethene	ND	ug/L	1.0		1	07/19/22	07/19/22 12:42	1011
Diisopropyl ether	ND	ug/L	1.0		1	07/19/22	07/19/22 12:42	1011
Ethylbenzene	ND	ug/L	1.0		1	07/19/22	07/19/22 12:42	1011
2-Hexanone (MBK)	ND	ug/L	5.0		1	07/19/22	07/19/22 12:42	1011
Isopropylbenzene	ND	ug/L	1.0		1	07/19/22	07/19/22 12:42	1011
Methyl Acetate	ND	ug/L	1.0		1	07/19/22	07/19/22 12:42	1011
Methylcyclohexane	ND	ug/L	1.0		1	07/19/22	07/19/22 12:42	1011
Methylene chloride	ND	ug/L	1.0		1	07/19/22	07/19/22 12:42	1011
4-Methyl-2-Pentanone (MIBK)	ND	ug/L	5.0		1	07/19/22	07/19/22 12:42	1011
Methyl-t-Butyl Ether	ND	ug/L	1.0		1	07/19/22	07/19/22 12:42	1011
Naphthalene	ND	ug/L	1.0		1	07/19/22	07/19/22 12:42	1011
Styrene	ND	ug/L	1.0		1	07/19/22	07/19/22 12:42	1011
1,1,2,2-Tetrachloroethane	ND	ug/L	1.0		1	07/19/22	07/19/22 12:42	1011
Tetrachloroethene	ND	ug/L	1.0		1	07/19/22	07/19/22 12:42	1011
Toluene	ND	ug/L	1.0		1	07/19/22	07/19/22 12:42	1011
1,2,3-Trichlorobenzene	ND	ug/L	1.0		1	07/19/22	07/19/22 12:42	1011
1,2,4-Trichlorobenzene	ND	ug/L	1.0		1	07/19/22	07/19/22 12:42	1011
1,1,1-Trichloroethane	ND	ug/L	1.0		1	07/19/22	07/19/22 12:42	1011
Trichloroethene	ND	ug/L	1.0		1	07/19/22	07/19/22 12:42	1011
1,1,2-Trichloroethane	ND	ug/L	1.0		1	07/19/22	07/19/22 12:42	1011
Trichlorofluoromethane	ND	ug/L	1.0		1	07/19/22	07/19/22 12:42	1011
1,1,2-Trichlorotrifluoroethane	ND	ug/L	1.0		1	07/19/22	07/19/22 12:42	1011
Vinyl chloride	ND	ug/L	1.0		1	07/19/22	07/19/22 12:42	1011
m&p-Xylene	ND	ug/L	2.0		1	07/19/22	07/19/22 12:42	1011
o-Xylene	ND	ug/L	1.0		1	07/19/22	07/19/22 12:42	1011

Surrogate(s)	*Recovery*		*Limits*				
4-Bromofluorobenzene	*103*	*%*	*88-120*		*1*	*07/19/22*	*07/19/22 12:42*	*1011*
Dibromofluoromethane	*99*	*%*	*92-107*		*1*	*07/19/22*	*07/19/22 12:42*	*1011*
Toluene-D8	*101*	*%*	*95-106*		*1*	*07/19/22*	*07/19/22 12:42*	*1011*

6630 Baltimore National Pike
Baltimore, MD 21228
410-747-8770
800-932-9047
www.phaseonline.com

Project Name: Chester River Hospital Center

PSS Project No.: 22071424

Any holding time exceedances, deviations from the method specifications, regulatory requirements or variations to the procedures outlined in the PSS Quality Assurance Manual are outlined below.

Matrix spike and matrix spike duplicate analyses may not be performed due to insufficient sample quantity. In these instances, a laboratory control sample and laboratory control sample duplicate are analyzed unless otherwise noted or specified in the method.

Sample Receipt:

All sample receipt conditions were acceptable.

Analytical:

TCL Volatiles plus Oxygenates

Batch: 195650

Continuing calibration verification standard (CCV) meets method criteria in that more than 80% of analytes are within acceptance limits, see QC summary.

Method exceedance: Laboratory control sample (LCS) exceedances identified; see QC summary.

Batch: 195676

Continuing calibration verification standard (CCV) meets method criteria in that more than 80% of analytes are within acceptance limits, see QC summary.

Method exceedance: Laboratory control sample (LCS) exceedances identified; see QC summary.

Matrix spike/matrix spike duplicate (MS/MSD) and Relative Percent Difference (RPD) exceedances identified; see QC summary.

NELAP accreditation was held for all analyses performed unless noted below. See www.phaseonline.com for complete PSS scope of accreditation.

PHASE SEPARATION SCIENCE

6630 Baltimore National Pike
Baltimore, MD 21228
410-747-8770
800-932-9047
www.phaseonline.com

Lab Chronology

Project Name: Chester River Hospital Center
PSS Project No.: 22071424

Method	Client Sample ID	Analysis Type	PSS Sample ID	Mtx	Prep Batch	Analytical Batch	Prepared	Analyzed
EPA 300.0	MW-17	Initial	22071424-012	W	91528	195663	07/15/2022 12:15	07/15/2022 13:08
	MW-15	Initial	22071424-013	W	91528	195663	07/15/2022 12:15	07/15/2022 14:17
	91528-1-BKS	BKS	91528-1-BKS	W	91528	195663	07/15/2022 10:26	07/15/2022 11:59
	91528-1-BLK	BLK	91528-1-BLK	W	91528	195663	07/15/2022 10:26	07/15/2022 11:37
	MW-17 S	MS	22071424-012 S	W	91528	195663	07/15/2022 12:15	07/15/2022 13:31
	MW-17 SD	MSD	22071424-012 S	W	91528	195663	07/15/2022 12:15	07/15/2022 13:54
SW-846 8015C DRO	MW-51	Initial	22071424-014	W	91536	195600	07/16/2022 15:14	07/16/2022 16:47
	MW-37	Initial	22071424-017	W	91536	195600	07/16/2022 15:14	07/16/2022 17:11
	MW-9	Initial	22071424-022	W	91536	195600	07/16/2022 15:15	07/16/2022 17:36
	MW-43	Initial	22071424-023	W	91536	195600	07/16/2022 15:15	07/16/2022 18:00
	MW-10R	Initial	22071424-026	W	91536	195600	07/16/2022 15:15	07/16/2022 18:24
	91536-1-BKS	BKS	91536-1-BKS	W	91536	195600	07/16/2022 15:14	07/16/2022 14:45
	91536-1-BLK	BLK	91536-1-BLK	W	91536	195600	07/16/2022 15:14	07/16/2022 14:20
	91536-1-BSD	BSD	91536-1-BSD	W	91536	195600	07/16/2022 15:14	07/16/2022 15:09
	MW-29	Initial	22071424-002	W	91542	195636	07/18/2022 09:39	07/18/2022 13:53
	MW-23	Initial	22071424-004	W	91542	195636	07/18/2022 09:39	07/18/2022 14:18
	MW-28	Initial	22071424-006	W	91542	195636	07/18/2022 09:39	07/18/2022 14:43
	MW-25	Initial	22071424-008	W	91542	195636	07/18/2022 09:39	07/18/2022 15:08
	MW-50	Initial	22071424-011	W	91542	195636	07/18/2022 09:39	07/18/2022 15:33
	MW-15	Initial	22071424-013	W	91542	195636	07/18/2022 09:39	07/18/2022 15:58
	MW-52	Initial	22071424-016	W	91542	195636	07/18/2022 09:39	07/18/2022 16:23
	MW-48	Initial	22071424-019	W	91542	195636	07/18/2022 09:39	07/18/2022 16:47
	MW-34	Initial	22071424-021	W	91542	195636	07/18/2022 09:39	07/18/2022 17:12
	MW-56	Initial	22071424-025	W	91542	195636	07/18/2022 09:39	07/18/2022 17:37
	91542-1-BKS	BKS	91542-1-BKS	W	91542	195636	07/18/2022 09:39	07/18/2022 13:03
	91542-1-BLK	BLK	91542-1-BLK	W	91542	195636	07/18/2022 09:39	07/18/2022 12:38
	91542-1-BSD	BSD	91542-1-BSD	W	91542	195636	07/18/2022 09:39	07/18/2022 13:28
	MW-18	Initial	22071424-001	W	91542	195637	07/18/2022 09:39	07/18/2022 13:28
	S-1	Initial	22071424-003	W	91542	195637	07/18/2022 09:39	07/18/2022 13:53
	S-3	Initial	22071424-005	W	91542	195637	07/18/2022 09:39	07/18/2022 14:18
	S-2	Initial	22071424-007	W	91542	195637	07/18/2022 09:39	07/18/2022 14:43
	MW-16	Initial	22071424-009	W	91542	195637	07/18/2022 09:39	07/18/2022 15:08
	MW-17	Initial	22071424-012	W	91542	195637	07/18/2022 09:39	07/18/2022 15:33
	MW-24	Initial	22071424-015	W	91542	195637	07/18/2022 09:39	07/18/2022 15:58
	MW-49	Initial	22071424-018	W	91542	195637	07/18/2022 09:39	07/18/2022 16:23
	MW-33	Initial	22071424-020	W	91542	195637	07/18/2022 09:39	07/18/2022 16:47
	MW-35	Initial	22071424-024	W	91542	195637	07/18/2022 09:39	07/18/2022 17:12
SW-846 8260 D	MW-18	Initial	22071424-001	W	91554	195650	07/18/2022 09:38	07/18/2022 11:41
	MW-29	Initial	22071424-002	W	91554	195650	07/18/2022 09:38	07/18/2022 12:04
	S-1	Initial	22071424-003	W	91554	195650	07/18/2022 09:38	07/18/2022 12:27
	MW-23	Initial	22071424-004	W	91554	195650	07/18/2022 09:38	07/18/2022 12:49
	S-3	Initial	22071424-005	W	91554	195650	07/18/2022 09:38	07/18/2022 13:12
	MW-28	Initial	22071424-006	W	91554	195650	07/18/2022 09:38	07/18/2022 13:35
	S-2	Initial	22071424-007	W	91554	195650	07/18/2022 09:38	07/18/2022 15:28
	MW-25	Initial	22071424-008	W	91554	195650	07/18/2022 09:38	07/18/2022 15:51

PHASE SEPARATION SCIENCE

6630 Baltimore National Pike
Baltimore, MD 21228
410-747-8770
800-932-9047
www.phaseonline.com

Lab Chronology

Project Name: Chester River Hospital Center
PSS Project No.: 22071424

Method	Client Sample ID	Analysis Type	PSS Sample ID	Mtx	Prep Batch	Analytical Batch	Prepared	Analyzed
SW-846 8260 D	MW-16	Initial	22071424-009	W	91554	195650	07/18/2022 09:38	07/18/2022 16:14
	Trip Blank	Initial	22071424-010	W	91554	195650	07/18/2022 09:38	07/18/2022 16:40
	MW-50	Initial	22071424-011	W	91554	195650	07/18/2022 09:38	07/18/2022 17:23
	MW-17	Initial	22071424-012	W	91554	195650	07/18/2022 09:38	07/18/2022 17:46
	MW-15	Initial	22071424-013	W	91554	195650	07/18/2022 09:38	07/18/2022 18:09
	MW-51	Initial	22071424-014	W	91554	195650	07/18/2022 09:38	07/18/2022 18:31
	MW-24	Initial	22071424-015	W	91554	195650	07/18/2022 09:38	07/18/2022 18:54
	MW-52	Initial	22071424-016	W	91554	195650	07/18/2022 09:38	07/18/2022 19:17
	MW-37	Initial	22071424-017	W	91554	195650	07/18/2022 09:38	07/18/2022 19:40
	MW-49	Initial	22071424-018	W	91554	195650	07/18/2022 09:38	07/18/2022 20:02
	MW-48	Initial	22071424-019	W	91554	195650	07/18/2022 09:38	07/18/2022 20:25
	MW-33	Initial	22071424-020	W	91554	195650	07/18/2022 09:38	07/18/2022 20:48
	91554-1-BKS	BKS	91554-1-BKS	W	91554	195650	07/18/2022 09:38	07/18/2022 09:38
	91554-1-BLK	BLK	91554-1-BLK	W	91554	195650	07/18/2022 09:38	07/18/2022 11:18
	MW-18 S	MS	22071424-001 S	W	91554	195650	07/18/2022 09:38	07/18/2022 13:58
	MW-18 SD	MSD	22071424-001 S	W	91554	195650	07/18/2022 09:38	07/18/2022 14:20
	MW-34	Initial	22071424-021	W	91571	195676	07/19/2022 08:43	07/19/2022 10:49
	MW-9	Initial	22071424-022	W	91571	195676	07/19/2022 08:43	07/19/2022 11:11
	MW-43	Initial	22071424-023	W	91571	195676	07/19/2022 08:43	07/19/2022 11:34
	MW-35	Initial	22071424-024	W	91571	195676	07/19/2022 08:43	07/19/2022 11:57
	MW-56	Initial	22071424-025	W	91571	195676	07/19/2022 08:43	07/19/2022 12:20
	MW-10R	Initial	22071424-026	W	91571	195676	07/19/2022 08:43	07/19/2022 12:42
	91571-1-BKS	BKS	91571-1-BKS	W	91571	195676	07/19/2022 08:43	07/19/2022 08:43
	91571-1-BLK	BLK	91571-1-BLK	W	91571	195676	07/19/2022 08:43	07/19/2022 10:26
	MW-34 S	MS	22071424-021 S	W	91571	195676	07/19/2022 08:43	07/19/2022 13:05
	MW-34 SD	MSD	22071424-021 S	W	91571	195676	07/19/2022 08:43	07/19/2022 13:28

PHASE SEPARATION SCIENCE

6630 Baltimore National Pike
Baltimore, MD 21228
410-747-8770
800-932-9047
www.phaseonline.com

QC Summary

Project Name Chester River Hospital Center
PSS Project No.: 22071424

Analytical Method: EPA 300.0 Prep Method: E300.0P
Seq Number: 195663 Matrix: Water Date Prep: 07/15/22
MB Sample Id: 91528-1-BLK LCS Sample Id: 91528-1-BKS

Parameter	MB Result	Spike Amount	LCS Result	LCS %Rec	Limits	Units	Flag
Nitrate (as N)	<0.1000	5.000	4.963	99	90-110	mg/L	

Analytical Method: EPA 300.0 Prep Method: E300.0P
Seq Number: 195663 Matrix: Ground Water Date Prep: 07/15/22
Parent Sample Id: 22071424-012 MS Sample Id: 22071424-012 S MSD Sample Id: 22071424-012 SD

Parameter	Parent Result	Spike Amount	MS Result	MS %Rec	MSD Result	MSD %Rec	Limits	RPD	RPD Limit	Units	Flag
Nitrate (as N)	3.504	5.000	8.611	102	8.568	101	77-133	1	20	mg/L	

Analytical Method: SW-846 8015C DRO Prep Method: SW3510C
Seq Number: 195600 Matrix: Water Date Prep: 07/16/22
MB Sample Id: 91536-1-BLK LCS Sample Id: 91536-1-BKS LCSD Sample Id: 91536-1-BSD

Parameter	MB Result	Spike Amount	LCS Result	LCS %Rec	LCSD Result	LCSD %Rec	Limits	RPD	RPD Limit	Units	Flag
TPH-DRO (Diesel Range Organics)	<0.1000	1.000	0.8563	86	0.9984	100	63-119	15	21	mg/L	

Surrogate	MB %Rec	MB Flag	LCS Result	LCS Flag	LCSD Result	LCSD Flag	Limits	Units
o-Terphenyl	71		77		87		52-100	%

Analytical Method: SW-846 8015C DRO Prep Method: SW3510C
Seq Number: 195636 Matrix: Water Date Prep: 07/18/22
MB Sample Id: 91542-1-BLK LCS Sample Id: 91542-1-BKS LCSD Sample Id: 91542-1-BSD

Parameter	MB Result	Spike Amount	LCS Result	LCS %Rec	LCSD Result	LCSD %Rec	Limits	RPD	RPD Limit	Units	Flag
TPH-DRO (Diesel Range Organics)	<0.1000	1.000	1.052	105	0.9851	99	63-119	7	21	mg/L	

Surrogate	MB %Rec	MB Flag	LCS Result	LCS Flag	LCSD Result	LCSD Flag	Limits	Units
o-Terphenyl	100		99		94		52-100	%

PHASE SEPARATION SCIENCE

6630 Baltimore National Pike
Baltimore, MD 21228
410-747-8770
800-932-9047
www.phaseonline.com

QC Summary

Project Name Chester River Hospital Center
PSS Project No.: 22071424

Analytical Method: SW-846 8260 D Prep Method: SW5030B
Seq Number: 195650 Matrix: Water Date Prep: 07/18/22
MB Sample Id: 91554-1-BLK LCS Sample Id: 91554-1-BKS

Parameter	MB Result	Spike Amount	LCS Result	LCS %Rec	Limits	Units	Flag
Acetone	<5.000	50.00	39.20	78	49-154	ug/L	
tert-Amyl alcohol	<5.000	50.00	105.2	210	31-148	ug/L	H
tert-Amyl ethyl ether	<1.000	50.00	33.35	67	61-125	ug/L	
tert-Amyl methyl ether	<1.000	50.00	42.73	85	72-119	ug/L	
Benzene	<1.000	50.00	43.62	87	76-112	ug/L	
Bromochloromethane	<1.000	50.00	49.93	100	74-119	ug/L	
Bromodichloromethane	<1.000	50.00	45.37	91	78-117	ug/L	
Bromoform	<1.000	50.00	55.15	110	69-123	ug/L	
Bromomethane	<1.000	50.00	37.41	75	42-118	ug/L	
tert-Butyl alcohol	<5.000	50.00	73.23	146	48-144	ug/L	H
2-Butanone (MEK)	<5.000	50.00	41.61	83	55-136	ug/L	
tert-Butyl ethyl ether	<1.000	50.00	41.01	82	73-116	ug/L	
Carbon Disulfide	<1.000	50.00	46.93	94	80-124	ug/L	
Carbon tetrachloride	<1.000	50.00	48.35	97	77-119	ug/L	
Chlorobenzene	<1.000	50.00	48.37	97	76-114	ug/L	
Chloroethane	<1.000	50.00	38.88	78	61-113	ug/L	
Chloroform	<1.000	50.00	41.31	83	75-113	ug/L	
Chloromethane	<1.000	50.00	33.63	67	41-148	ug/L	
Cyclohexane	<1.000	50.00	42.38	85	76-135	ug/L	
1,2-Dibromo-3-chloropropane	<1.000	50.00	46.51	93	52-131	ug/L	
Dibromochloromethane	<1.000	50.00	58.33	117	79-121	ug/L	
1,2-Dibromoethane	<1.000	50.00	47.83	96	77-119	ug/L	
1,2-Dichlorobenzene	<1.000	50.00	52.00	104	75-121	ug/L	
1,3-Dichlorobenzene	<1.000	50.00	52.48	105	77-120	ug/L	
Dichlorodifluoromethane	<1.000	50.00	47.47	95	49-122	ug/L	
1,4-Dichlorobenzene	<1.000	50.00	51.06	102	76-118	ug/L	
1,1-Dichloroethane	<1.000	50.00	40.53	81	75-118	ug/L	
1,2-Dichloroethane	<1.000	50.00	39.47	79	72-115	ug/L	
cis-1,2-Dichloroethene	<1.000	50.00	45.38	91	75-119	ug/L	
1,1-Dichloroethene	<1.000	50.00	43.69	87	74-119	ug/L	
1,2-Dichloropropane	<1.000	50.00	42.07	84	76-115	ug/L	
cis-1,3-Dichloropropene	<1.000	50.00	48.20	96	83-122	ug/L	
trans-1,3-Dichloropropene	<1.000	50.00	48.02	96	76-118	ug/L	
trans-1,2-Dichloroethene	<1.000	50.00	45.88	92	73-121	ug/L	
Diisopropyl ether	<1.000	50.00	39.21	78	73-115	ug/L	
Ethylbenzene	<1.000	50.00	47.17	94	78-118	ug/L	
2-Hexanone (MBK)	<5.000	50.00	39.93	80	55-136	ug/L	
Isopropylbenzene	<1.000	50.00	49.41	99	76-126	ug/L	
Methyl Acetate	<1.000	50.00	56.70	113	61-117	ug/L	
Methylcyclohexane	<1.000	50.00	47.13	94	82-126	ug/L	
Methylene chloride	<1.000	50.00	44.71	89	75-113	ug/L	
4-Methyl-2-Pentanone (MIBK)	<5.000	50.00	38.11	76	57-127	ug/L	
Methyl-t-Butyl Ether	<1.000	50.00	44.83	90	71-114	ug/L	
Naphthalene	<1.000	50.00	45.12	90	60-122	ug/L	
Styrene	<1.000	50.00	47.02	94	81-124	ug/L	
1,1,2,2-Tetrachloroethane	<1.000	50.00	46.23	92	66-123	ug/L	
Tetrachloroethene	<1.000	50.00	51.11	102	76-123	ug/L	
Toluene	<1.000	50.00	46.35	93	77-112	ug/L	
1,2,3-Trichlorobenzene	<1.000	50.00	48.57	97	73-129	ug/L	
1,2,4-Trichlorobenzene	<1.000	50.00	47.76	96	73-130	ug/L	
1,1,1-Trichloroethane	<1.000	50.00	44.82	90	79-118	ug/L	

PHASE SEPARATION SCIENCE

6630 Baltimore National Pike
Baltimore, MD 21228
410-747-8770
800-932-9047
www.phaseonline.com

QC Summary

Project Name Chester River Hospital Center
PSS Project No.: 22071424

Analytical Method: SW-846 8260 D
Prep Method: SW5030B
Seq Number: 195650
Matrix: Water
Date Prep: 07/18/22
MB Sample Id: 91554-1-BLK
LCS Sample Id: 91554-1-BKS

Parameter	MB Result	Spike Amount	LCS Result	LCS %Rec	Limits	Units	Flag
Trichloroethene	<1.000	50.00	47.13	94	77-112	ug/L	
1,1,2-Trichloroethane	<1.000	50.00	45.86	92	75-115	ug/L	
Trichlorofluoromethane	<1.000	50.00	43.36	87	74-125	ug/L	
1,1,2-Trichlorotrifluoroethane	<1.000	50.00	43.66	87	77-123	ug/L	
Vinyl chloride	<1.000	50.00	44.48	89	53-151	ug/L	
m&p-Xylene	<2.000	100	93.38	93	79-121	ug/L	
o-Xylene	<1.000	50.00	45.17	90	78-122	ug/L	

Surrogate	MB %Rec	MB Flag	LCS Result	LCS Flag	Limits	Units
4-Bromofluorobenzene	101		97		88-120	%
Dibromofluoromethane	99		98		92-107	%
Toluene-D8	101		101		95-106	%

PHASE SEPARATION SCIENCE

6630 Baltimore National Pike
Baltimore, MD 21228
410-747-8770
800-932-9047
www.phaseonline.com

QC Summary

Project Name Chester River Hospital Center
PSS Project No.: 22071424

Analytical Method: SW-846 8260 D Prep Method: SW5030B
Seq Number: 195676 Matrix: Water Date Prep: 07/19/22
MB Sample Id: 91571-1-BLK LCS Sample Id: 91571-1-BKS

Parameter	MB Result	Spike Amount	LCS Result	LCS %Rec	Limits	Units	Flag
Acetone	<5.000	50.00	44.85	90	49-154	ug/L	
tert-Amyl alcohol	<5.000	50.00	104.6	209	31-148	ug/L	H
tert-Amyl ethyl ether	<1.000	50.00	37.53	75	61-125	ug/L	
tert-Amyl methyl ether	<1.000	50.00	47.15	94	72-119	ug/L	
Benzene	<1.000	50.00	48.14	96	76-112	ug/L	
Bromochloromethane	<1.000	50.00	55.89	112	74-119	ug/L	
Bromodichloromethane	<1.000	50.00	49.37	99	78-117	ug/L	
Bromoform	<1.000	50.00	59.60	119	69-123	ug/L	
Bromomethane	<1.000	50.00	43.32	87	42-118	ug/L	
tert-Butyl alcohol	<5.000	50.00	74.59	149	48-144	ug/L	H
2-Butanone (MEK)	<5.000	50.00	46.96	94	55-136	ug/L	
tert-Butyl ethyl ether	<1.000	50.00	45.25	91	73-116	ug/L	
Carbon Disulfide	<1.000	50.00	49.64	99	80-124	ug/L	
Carbon tetrachloride	<1.000	50.00	52.69	105	77-119	ug/L	
Chlorobenzene	<1.000	50.00	52.00	104	76-114	ug/L	
Chloroethane	<1.000	50.00	43.14	86	61-113	ug/L	
Chloroform	<1.000	50.00	46.02	92	75-113	ug/L	
Chloromethane	<1.000	50.00	36.64	73	41-148	ug/L	
Cyclohexane	<1.000	50.00	45.46	91	76-135	ug/L	
1,2-Dibromo-3-chloropropane	<1.000	50.00	48.18	96	52-131	ug/L	
Dibromochloromethane	<1.000	50.00	62.09	124	79-121	ug/L	H
1,2-Dibromoethane	<1.000	50.00	51.98	104	77-119	ug/L	
1,2-Dichlorobenzene	<1.000	50.00	53.35	107	75-121	ug/L	
1,3-Dichlorobenzene	<1.000	50.00	52.94	106	77-120	ug/L	
Dichlorodifluoromethane	<1.000	50.00	50.27	101	49-122	ug/L	
1,4-Dichlorobenzene	<1.000	50.00	51.65	103	76-118	ug/L	
1,1-Dichloroethane	<1.000	50.00	44.84	90	75-118	ug/L	
1,2-Dichloroethane	<1.000	50.00	44.11	88	72-115	ug/L	
cis-1,2-Dichloroethene	<1.000	50.00	50.26	101	75-119	ug/L	
1,1-Dichloroethene	<1.000	50.00	48.46	97	74-119	ug/L	
1,2-Dichloropropane	<1.000	50.00	46.15	92	76-115	ug/L	
cis-1,3-Dichloropropene	<1.000	50.00	51.93	104	83-122	ug/L	
trans-1,3-Dichloropropene	<1.000	50.00	51.84	104	76-118	ug/L	
trans-1,2-Dichloroethene	<1.000	50.00	50.74	101	73-121	ug/L	
Diisopropyl ether	<1.000	50.00	42.70	85	73-115	ug/L	
Ethylbenzene	<1.000	50.00	50.36	101	78-118	ug/L	
2-Hexanone (MBK)	<5.000	50.00	44.81	90	55-136	ug/L	
Isopropylbenzene	<1.000	50.00	48.98	98	76-126	ug/L	
Methyl Acetate	<1.000	50.00	59.45	119	61-117	ug/L	H
Methylcyclohexane	<1.000	50.00	50.29	101	82-126	ug/L	
Methylene chloride	<1.000	50.00	46.84	94	75-113	ug/L	
4-Methyl-2-Pentanone (MIBK)	<5.000	50.00	42.54	85	57-127	ug/L	
Methyl-t-Butyl Ether	<1.000	50.00	49.02	98	71-114	ug/L	
Naphthalene	<1.000	50.00	44.73	89	60-122	ug/L	
Styrene	<1.000	50.00	50.60	101	81-124	ug/L	
1,1,2,2-Tetrachloroethane	<1.000	50.00	48.22	96	66-123	ug/L	
Tetrachloroethene	<1.000	50.00	55.16	110	76-123	ug/L	
Toluene	<1.000	50.00	51.07	102	77-112	ug/L	
1,2,3-Trichlorobenzene	<1.000	50.00	47.69	95	73-129	ug/L	
1,2,4-Trichlorobenzene	<1.000	50.00	46.12	92	73-130	ug/L	
1,1,1-Trichloroethane	<1.000	50.00	48.83	98	79-118	ug/L	

PHASE SEPARATION SCIENCE

6630 Baltimore National Pike
Baltimore, MD 21228
410-747-8770
800-932-9047
www.phaseonline.com

QC Summary

Project Name Chester River Hospital Center
PSS Project No.: 22071424

Analytical Method: SW-846 8260 D
Prep Method: SW5030B
Seq Number: 195676
Matrix: Water
Date Prep: 07/19/22
MB Sample Id: 91571-1-BLK
LCS Sample Id: 91571-1-BKS

Parameter	MB Result	Spike Amount	LCS Result	LCS %Rec	Limits	Units	Flag
Trichloroethene	<1.000	50.00	51.40	103	77-112	ug/L	
1,1,2-Trichloroethane	<1.000	50.00	50.47	101	75-115	ug/L	
Trichlorofluoromethane	<1.000	50.00	47.64	95	74-125	ug/L	
1,1,2-Trichlorotrifluoroethane	<1.000	50.00	47.15	94	77-123	ug/L	
Vinyl chloride	<1.000	50.00	43.39	87	53-151	ug/L	
m&p-Xylene	<2.000	100	99.56	100	79-121	ug/L	
o-Xylene	<1.000	50.00	48.75	98	78-122	ug/L	

Surrogate	MB %Rec	MB Flag	LCS Result	LCS Flag	Limits	Units
4-Bromofluorobenzene	103		92		88-120	%
Dibromofluoromethane	101		101		92-107	%
Toluene-D8	101		100		95-106	%

PHASE SEPARATION SCIENCE

6630 Baltimore National Pike
Baltimore, MD 21228
410-747-8770
800-932-9047
www.phaseonline.com

QC Summary

Project Name Chester River Hospital Center
PSS Project No.: 22071424

Analytical Method: SW-846 8260 D Prep Method: SW5030B
Seq Number: 195650 Matrix: Ground Water Date Prep: 07/18/22
Parent Sample Id: 22071424-001 MS Sample Id: 22071424-001 S MSD Sample Id: 22071424-001 SD

Parameter	Parent Result	Spike Amount	MS Result	MS %Rec	MSD Result	MSD %Rec	Limits	RPD	RPD Limit	Units	Flag
Acetone	<5.000	50.00	27.54	55	27.53	55	32-96	0	25	ug/L	
tert-Amyl alcohol	<5.000	50.00	106.3	213	112.7	225	26-158	6	25	ug/L	X
tert-Amyl ethyl ether	<1.000	50.00	34.08	68	32.70	65	44-136	4	25	ug/L	
tert-Amyl methyl ether	<1.000	50.00	43.27	87	42.48	85	66-116	2	25	ug/L	
Benzene	<1.000	50.00	47.05	94	45.17	90	73-114	4	25	ug/L	
Bromochloromethane	<1.000	50.00	53.03	106	51.88	104	70-114	2	25	ug/L	
Bromodichloromethane	<1.000	50.00	47.45	95	46.20	92	71-118	3	25	ug/L	
Bromoform	<1.000	50.00	56.71	113	54.56	109	59-127	4	25	ug/L	
Bromomethane	<1.000	50.00	37.69	75	38.14	76	26-131	1	25	ug/L	
tert-Butyl alcohol	<5.000	50.00	67.30	135	79.80	160	32-178	17	25	ug/L	
2-Butanone (MEK)	<5.000	50.00	38.30	77	38.52	77	45-109	1	25	ug/L	
tert-Butyl ethyl ether	<1.000	50.00	42.18	84	41.19	82	70-117	2	25	ug/L	
Carbon Disulfide	<1.000	50.00	49.63	99	47.54	95	71-130	4	25	ug/L	
Carbon tetrachloride	<1.000	50.00	50.91	102	49.27	99	74-119	3	25	ug/L	
Chlorobenzene	<1.000	50.00	51.54	103	48.58	97	73-115	6	25	ug/L	
Chloroethane	<1.000	50.00	41.01	82	38.59	77	60-124	6	25	ug/L	
Chloroform	<1.000	50.00	44.30	89	42.91	86	70-113	3	25	ug/L	
Chloromethane	<1.000	50.00	35.18	70	33.32	67	32-170	5	25	ug/L	
Cyclohexane	<1.000	50.00	45.09	90	42.99	86	64-144	5	25	ug/L	
1,2-Dibromo-3-chloropropane	<1.000	50.00	48.04	96	46.99	94	48-140	2	25	ug/L	
Dibromochloromethane	<1.000	50.00	60.28	121	57.48	115	73-120	5	25	ug/L	X
1,2-Dibromoethane	<1.000	50.00	50.33	101	48.69	97	71-119	3	25	ug/L	
1,2-Dichlorobenzene	<1.000	50.00	53.71	107	49.58	99	68-122	8	25	ug/L	
1,3-Dichlorobenzene	<1.000	50.00	53.92	108	49.51	99	69-122	9	25	ug/L	
Dichlorodifluoromethane	<1.000	50.00	50.45	101	47.22	94	61-118	7	25	ug/L	
1,4-Dichlorobenzene	<1.000	50.00	52.48	105	48.42	97	68-120	8	25	ug/L	
1,1-Dichloroethane	<1.000	50.00	43.52	87	42.02	84	68-122	4	25	ug/L	
1,2-Dichloroethane	<1.000	50.00	42.04	84	40.91	82	61-120	3	25	ug/L	
cis-1,2-Dichloroethene	<1.000	50.00	48.57	97	46.88	94	71-116	4	25	ug/L	
1,1-Dichloroethene	<1.000	50.00	46.53	93	44.47	89	69-120	5	25	ug/L	
1,2-Dichloropropane	<1.000	50.00	44.67	89	43.45	87	69-119	3	25	ug/L	
cis-1,3-Dichloropropene	<1.000	50.00	49.10	98	48.13	96	72-123	2	25	ug/L	
trans-1,3-Dichloropropene	<1.000	50.00	48.45	97	47.83	96	67-123	1	25	ug/L	
trans-1,2-Dichloroethene	<1.000	50.00	49.15	98	47.15	94	70-118	4	25	ug/L	
Diisopropyl ether	<1.000	50.00	40.81	82	39.73	79	63-126	3	25	ug/L	
Ethylbenzene	<1.000	50.00	50.36	101	47.11	94	74-121	7	25	ug/L	
2-Hexanone (MBK)	<5.000	50.00	40.38	81	40.09	80	44-131	1	25	ug/L	
Isopropylbenzene	<1.000	50.00	50.97	102	45.73	91	68-131	11	25	ug/L	
Methyl Acetate	<1.000	50.00	58.05	116	58.50	117	55-117	1	25	ug/L	
Methylcyclohexane	<1.000	50.00	49.18	98	46.76	94	71-126	5	25	ug/L	
Methylene chloride	<1.000	50.00	48.07	96	46.07	92	72-114	4	25	ug/L	
4-Methyl-2-Pentanone (MIBK)	<5.000	50.00	41.23	82	40.63	81	49-133	1	25	ug/L	
Methyl-t-Butyl Ether	<1.000	50.00	45.23	90	45.52	91	67-112	1	25	ug/L	
Naphthalene	<1.000	50.00	44.00	88	44.59	89	53-128	1	25	ug/L	
Styrene	<1.000	50.00	49.99	100	46.91	94	75-126	6	25	ug/L	
1,1,2,2-Tetrachloroethane	<1.000	50.00	49.40	99	45.75	92	61-125	8	25	ug/L	
Tetrachloroethene	<1.000	50.00	53.98	108	51.51	103	71-121	5	25	ug/L	
Toluene	<1.000	50.00	49.74	99	47.69	95	71-115	4	25	ug/L	
1,2,3-Trichlorobenzene	<1.000	50.00	46.54	93	45.48	91	60-124	2	25	ug/L	
1,2,4-Trichlorobenzene	<1.000	50.00	45.26	91	44.07	88	57-126	3	25	ug/L	
1,1,1-Trichloroethane	<1.000	50.00	47.33	95	45.90	92	72-121	3	25	ug/L	

PHASE SEPARATION SCIENCE

6630 Baltimore National Pike
Baltimore, MD 21228
410-747-8770
800-932-9047
www.phaseonline.com

QC Summary

Project Name Chester River Hospital Center
PSS Project No.: 22071424

Analytical Method: SW-846 8260 D Prep Method: SW5030B
Seq Number: 195650 Matrix: Ground Water Date Prep: 07/18/22
Parent Sample Id: 22071424-001 MS Sample Id: 22071424-001 S MSD Sample Id: 22071424-001 SD

Parameter	Parent Result	Spike Amount	MS Result	MS %Rec	MSD Result	MSD %Rec	Limits	RPD	RPD Limit	Units	Flag
Trichloroethene	<1.000	50.00	49.91	100	48.01	96	72-115	4	25	ug/L	
1,1,2-Trichloroethane	<1.000	50.00	48.70	97	47.20	94	70-114	3	25	ug/L	
Trichlorofluoromethane	<1.000	50.00	46.44	93	44.33	89	66-130	5	25	ug/L	
1,1,2-Trichlorotrifluoroethane	<1.000	50.00	47.69	95	43.21	86	71-121	10	25	ug/L	
Vinyl chloride	<1.000	50.00	47.14	94	44.17	88	40-160	7	25	ug/L	
m&p-Xylene	<2.000	100	99.27	99	93.12	93	73-125	6	25	ug/L	
o-Xylene	<1.000	50.00	48.67	97	45.55	91	71-126	7	25	ug/L	

Surrogate	MS Result	MS Flag	MSD Result	MSD Flag	Limits	Units
4-Bromofluorobenzene	96		93		88-120	%
Dibromofluoromethane	100		101		92-107	%
Toluene-D8	100		100		95-106	%

PHASE SEPARATION SCIENCE

6630 Baltimore National Pike
Baltimore, MD 21228
410-747-8770
800-932-9047
www.phaseonline.com

QC Summary

Project Name Chester River Hospital Center
PSS Project No.: 22071424

Analytical Method: SW-846 8260 D Prep Method: SW5030B
Seq Number: 195676 Matrix: Ground Water Date Prep: 07/19/22
Parent Sample Id: 22071424-021 MS Sample Id: 22071424-021 S MSD Sample Id: 22071424-021 SD

Parameter	Parent Result	Spike Amount	MS Result	MS %Rec	MSD Result	MSD %Rec	Limits	RPD	RPD Limit	Units	Flag
Acetone	<5.000	50.00	24.30	49	23.64	47	32-96	3	25	ug/L	
tert-Amyl alcohol	<5.000	50.00	105.8	212	112	224	26-158	6	25	ug/L	X
tert-Amyl ethyl ether	<1.000	50.00	33.39	67	31.13	62	44-136	7	25	ug/L	
tert-Amyl methyl ether	<1.000	50.00	42.18	84	41.01	82	66-116	3	25	ug/L	
Benzene	<1.000	50.00	42.97	86	41.61	83	73-114	3	25	ug/L	
Bromochloromethane	<1.000	50.00	48.65	97	48.36	97	70-114	1	25	ug/L	
Bromodichloromethane	<1.000	50.00	43.17	86	42.50	85	71-118	2	25	ug/L	
Bromoform	<1.000	50.00	50.71	101	49.03	98	59-127	3	25	ug/L	
Bromomethane	<1.000	50.00	35.75	72	37.15	74	26-131	4	25	ug/L	
tert-Butyl alcohol	<5.000	50.00	69.02	138	74.33	149	32-178	7	25	ug/L	
2-Butanone (MEK)	<5.000	50.00	34.41	69	33.72	67	45-109	2	25	ug/L	
tert-Butyl ethyl ether	<1.000	50.00	41.04	82	40.30	81	70-117	2	25	ug/L	
Carbon Disulfide	<1.000	50.00	44.04	88	42.78	86	71-130	3	25	ug/L	
Carbon tetrachloride	<1.000	50.00	46.06	92	45.10	90	74-119	2	25	ug/L	
Chlorobenzene	<1.000	50.00	47.07	94	44.91	90	73-115	5	25	ug/L	
Chloroethane	<1.000	50.00	36.98	74	35.83	72	60-124	3	25	ug/L	
Chloroform	<1.000	50.00	40.82	82	39.46	79	70-113	3	25	ug/L	
Chloromethane	<1.000	50.00	31.02	62	30.11	60	32-170	3	25	ug/L	
Cyclohexane	<1.000	50.00	40.65	81	39.25	79	64-144	4	25	ug/L	
1,2-Dibromo-3-chloropropane	<1.000	50.00	40.90	82	40.13	80	48-140	2	25	ug/L	
Dibromochloromethane	<1.000	50.00	54.17	108	52.17	104	73-120	4	25	ug/L	
1,2-Dibromoethane	<1.000	50.00	45.53	91	44.15	88	71-119	3	25	ug/L	
1,2-Dichlorobenzene	<1.000	50.00	47.75	96	45.77	92	68-122	4	25	ug/L	
1,3-Dichlorobenzene	<1.000	50.00	48.32	97	45.39	91	69-122	6	25	ug/L	
Dichlorodifluoromethane	<1.000	50.00	43.16	86	42.26	85	61-118	2	25	ug/L	
1,4-Dichlorobenzene	<1.000	50.00	46.78	94	44.52	89	68-120	5	25	ug/L	
1,1-Dichloroethane	<1.000	50.00	39.54	79	38.14	76	68-122	4	25	ug/L	
1,2-Dichloroethane	<1.000	50.00	38.64	77	37.62	75	61-120	3	25	ug/L	
cis-1,2-Dichloroethene	<1.000	50.00	44.62	89	43.26	87	71-116	3	25	ug/L	
1,1-Dichloroethene	<1.000	50.00	42.59	85	42.87	86	69-120	1	25	ug/L	
1,2-Dichloropropane	<1.000	50.00	40.33	81	39.49	79	69-119	2	25	ug/L	
cis-1,3-Dichloropropene	<1.000	50.00	44.37	89	44.09	88	72-123	1	25	ug/L	
trans-1,3-Dichloropropene	<1.000	50.00	43.89	88	43.41	87	67-123	1	25	ug/L	
trans-1,2-Dichloroethene	<1.000	50.00	45.03	90	43.72	87	70-118	3	25	ug/L	
Diisopropyl ether	<1.000	50.00	39.92	80	38.97	78	63-126	2	25	ug/L	
Ethylbenzene	<1.000	50.00	45.69	91	43.27	87	74-121	5	25	ug/L	
2-Hexanone (MBK)	<5.000	50.00	35.91	72	35.50	71	44-131	1	25	ug/L	
Isopropylbenzene	<1.000	50.00	46.21	92	42.31	85	68-131	9	25	ug/L	
Methyl Acetate	<1.000	50.00	54.64	109	52.12	104	55-117	5	25	ug/L	
Methylcyclohexane	<1.000	50.00	44.67	89	43.52	87	71-126	3	25	ug/L	
Methylene chloride	<1.000	50.00	43.38	87	42.69	85	72-114	2	25	ug/L	
4-Methyl-2-Pentanone (MIBK)	<5.000	50.00	36.22	72	35.82	72	49-133	1	25	ug/L	
Methyl-t-Butyl Ether	<1.000	50.00	41.06	82	40.88	82	67-112	0	25	ug/L	
Naphthalene	<1.000	50.00	37.86	76	39.54	79	53-128	4	25	ug/L	
Styrene	<1.000	50.00	45.28	91	43.46	87	75-126	4	25	ug/L	
1,1,2,2-Tetrachloroethane	<1.000	50.00	43.88	88	41.02	82	61-125	7	25	ug/L	
Tetrachloroethene	<1.000	50.00	49.45	99	47.90	96	71-121	3	25	ug/L	
Toluene	<1.000	50.00	45.63	91	44.53	89	71-115	2	25	ug/L	
1,2,3-Trichlorobenzene	<1.000	50.00	40.84	82	40.31	81	60-124	1	25	ug/L	
1,2,4-Trichlorobenzene	<1.000	50.00	39.63	79	39.16	78	57-126	1	25	ug/L	
1,1,1-Trichloroethane	<1.000	50.00	43.26	87	42.11	84	72-121	3	25	ug/L	

PHASE SEPARATION SCIENCE

6630 Baltimore National Pike
Baltimore, MD 21228
410-747-8770
800-932-9047
www.phaseonline.com

QC Summary

Project Name Chester River Hospital Center
PSS Project No.: 22071424

Analytical Method: SW-846 8260 D Prep Method: SW5030B
Seq Number: 195676 Matrix: Ground Water Date Prep: 07/19/22
Parent Sample Id: 22071424-021 MS Sample Id: 22071424-021 S MSD Sample Id: 22071424-021 SD

Parameter	Parent Result	Spike Amount	MS Result	MS %Rec	MSD Result	MSD %Rec	Limits	RPD	RPD Limit	Units	Flag
Trichloroethene	<1.000	50.00	45.76	92	44.25	89	72-115	3	25	ug/L	
1,1,2-Trichloroethane	<1.000	50.00	44.34	89	43.27	87	70-114	2	25	ug/L	
Trichlorofluoromethane	<1.000	50.00	42.32	85	40.57	81	66-130	4	25	ug/L	
1,1,2-Trichlorotrifluoroethane	<1.000	50.00	43.25	87	43.35	87	71-121	0	25	ug/L	
Vinyl chloride	<1.000	50.00	30.91	62	40.53	81	40-160	27	25	ug/L	F
m&p-Xylene	<2.000	100	90.29	90	86.10	86	73-125	5	25	ug/L	
o-Xylene	<1.000	50.00	44.19	88	42.13	84	71-126	5	25	ug/L	

Surrogate	MS Result	MS Flag	MSD Result	MSD Flag	Limits	Units
4-Bromofluorobenzene	96		92		88-120	%
Dibromofluoromethane	101		101		92-107	%
Toluene-D8	100		100		95-106	%

F = RPD exceeded the laboratory control limits
X = Recovery of MS, MSD or both outside of QC Criteria
H= Recovery of BS,BSD or both exceeded the laboratory control limits
L = Recovery of BS,BSD or both below the laboratory control limits

Analytical Method: EPA 300.0
Seq Number: 195663 Matrix: Water
CCV Sample Id: CCV-01 Analyzed Date: 07/15/22 10:51

Parameter	Spike Amount	CCV Result	CCV %Rec	Limits	Units	Flag
Nitrate (as N)	5.000	4.994	100	90-110	mg/L	

Analytical Method: EPA 300.0
Seq Number: 195663 Matrix: Water
CCV Sample Id: CCV-02 Analyzed Date: 07/15/22 15:26

Parameter	Spike Amount	CCV Result	CCV %Rec	Limits	Units	Flag
Nitrate (as N)	5.000	5.059	101	90-110	mg/L	

Analytical Method: EPA 300.0
Seq Number: 195663 Matrix: Water
CCV Sample Id: CCV-03 Analyzed Date: 07/15/22 18:30

Parameter	Spike Amount	CCV Result	CCV %Rec	Limits	Units	Flag
Nitrate (as N)	5.000	5.310	106	90-110	mg/L	

Analytical Method: EPA 300.0
Seq Number: 195539 Matrix: Water
Parent Sample Id: ICV-01 ICV Sample Id: ICV-01 Analyzed Date: 07/13/22 16:17

Parameter	Spike Amount	ICV Result	ICV %Rec	Limits	Units	Flag
Nitrate (as N)	5.000	5.057	101	90-110	mg/L	

Analytical Method: EPA 300.0
Seq Number: 195663 Matrix: Water
Parent Sample Id: LLLCS LLCCV Sample Id: LLLCS Analyzed Date: 07/15/22 12:22

Parameter	Spike Amount	LLCCV Result	LLCCV %Rec	Limits	Units	Flag
Nitrate (as N)	2.000	2.019	101	90-110	mg/L	

Analytical Method: SW-846 8015 C TCLP
Seq Number: 191970 Matrix: Water
Parent Sample Id: ICV-02 ICV Sample Id: ICV-02 Analyzed Date: 03/02/22 21:14

Parameter	Spike Amount	ICV Result	ICV %Rec	Limits	Units	Flag
TPH-DRO (Diesel Range Organics)	2500	2597	104	80-120	mg/L	

Surrogate	ICV Result	Limits	Units	Flag
o-Terphenyl	102	80-120	%	

Analytical Method: SW-846 8015 C TCLP
Seq Number: 192711 Matrix: Water
Parent Sample Id: ICV-01 ICV Sample Id: ICV-01 Analyzed Date: 03/29/22 16:06

Parameter	Spike Amount	ICV Result	ICV %Rec	Limits	Units	Flag
TPH-DRO (Diesel Range Organics)	2500	2418	97	80-120	mg/L	

Surrogate	ICV Result	Limits	Units	Flag
o-Terphenyl	97	80-120	%	

Analytical Method: SW-846 8015C DRO
Seq Number: 195600 Matrix: Water
CCV Sample Id: CCV-01 Analyzed Date: 07/16/22 13:32

Parameter	Spike Amount	CCV Result	CCV %Rec	Limits	Units	Flag
TPH-DRO (Diesel Range Organics)	2500	2321	93	80-120	mg/L	

Surrogate	CCV Result	Limits	Units	Flag
o-Terphenyl	92	80-120	%	

Analytical Method: SW-846 8015C DRO
Seq Number: 195600 Matrix: Water
CCV Sample Id: CCV-02 Analyzed Date: 07/16/22 23:18

Parameter	Spike Amount	CCV Result	CCV %Rec	Limits	Units	Flag
TPH-DRO (Diesel Range Organics)	2500	2530	101	80-120	mg/L	

Surrogate	CCV Result	Limits	Units	Flag
o-Terphenyl	104	80-120	%	

Analytical Method: SW-846 8015C DRO
Seq Number: 195636 Matrix: Water
CCV Sample Id: CCV-R1 Analyzed Date: 07/18/22 11:46

Parameter	Spike Amount	CCV Result	CCV %Rec	Limits	Units	Flag
TPH-DRO (Diesel Range Organics)	2500	2597	104	80-120	mg/L	

Surrogate	CCV Result	Limits	Units	Flag
o-Terphenyl	108	80-120	%	

Analytical Method: SW-846 8015C DRO
Seq Number: 195637 Matrix: Water
CCV Sample Id: CCV-F1 Analyzed Date: 07/18/22 11:46

Parameter	Spike Amount	CCV Result	CCV %Rec	Limits	Units	Flag
TPH-DRO (Diesel Range Organics)	2500	2668	107	80-120	mg/L	

Surrogate	CCV Result	Limits	Units	Flag
o-Terphenyl	113	80-120	%	

Analytical Method: SW-846 8015C DRO
Seq Number: 195636 Matrix: Water
CCV Sample Id: CCV-R2 Analyzed Date: 07/18/22 20:32

Parameter	Spike Amount	CCV Result	CCV %Rec	Limits	Units	Flag
TPH-DRO (Diesel Range Organics)	2500	2748	110	80-120	mg/L	

Surrogate	CCV Result	Limits	Units	Flag
o-Terphenyl	117	80-120	%	

Analytical Method: SW-846 8015C DRO
Seq Number: 195637 Matrix: Water
CCV Sample Id: CCV-F2 Analyzed Date: 07/18/22 20:32

Parameter	Spike Amount	CCV Result	CCV %Rec	Limits	Units	Flag
TPH-DRO (Diesel Range Organics)	2500	2246	90	80-120	mg/L	

Surrogate	CCV Result	Limits	Units	Flag
o-Terphenyl	92	80-120	%	

PHASE SEPARATION SCIENCE

6630 Baltimore National Pike
Baltimore, MD 21228
410-747-8770
800-932-9047
www.phaseonline.com

QC Summary

Project Name Chester River Hospital Center
PSS Project No.: 22071424

Analytical Method: SW-846 8015C DRO

Seq Number: 191075 Matrix: Water
Parent Sample Id: ICV-01 ICV Sample Id: ICV-01 Analyzed Date: 01/27/22 17:43

Parameter	Spike Amount	ICV Result	ICV %Rec	Limits	Units	Flag
TPH-DRO (Diesel Range Organics)	2500	2796	112	80-120	mg/L	

Surrogate	ICV Result	Limits	Units	Flag
o-Terphenyl	113	80-120	%	

PHASE SEPARATION SCIENCE

6630 Baltimore National Pike
Baltimore, MD 21228
410-747-8770
800-932-9047
www.phaseonline.com

QC Summary

Project Name Chester River Hospital Center
PSS Project No.: 22071424

Analytical Method: SW-846 8260 D

Seq Number: 195650 Matrix: Water

CCV Sample Id: CCV-01 Analyzed Date: 07/18/22 09:38

Parameter	Spike Amount	CCV Result	CCV %Rec	Limits	Units	Flag
Acetone	50.00	39.20	78	80-120	ug/L	X
tert-Amyl alcohol	50.00	105.2	210	80-120	ug/L	X
tert-Amyl ethyl ether	50.00	33.35	67	80-120	ug/L	X
tert-Amyl methyl ether	50.00	42.73	85	80-120	ug/L	
Benzene	50.00	43.62	87	80-120	ug/L	
Bromochloromethane	50.00	49.93	100	80-120	ug/L	
Bromodichloromethane	50.00	45.37	91	80-120	ug/L	
Bromoform	50.00	55.15	110	80-120	ug/L	
Bromomethane	50.00	37.41	75	80-120	ug/L	X
tert-Butyl alcohol	50.00	73.23	146	80-120	ug/L	X
2-Butanone (MEK)	50.00	41.61	83	80-120	ug/L	
tert-Butyl ethyl ether	50.00	41.01	82	80-120	ug/L	
Carbon Disulfide	50.00	46.93	94	80-120	ug/L	
Carbon tetrachloride	50.00	48.35	97	80-120	ug/L	
Chlorobenzene	50.00	48.37	97	80-120	ug/L	
Chloroethane	50.00	38.88	78	80-120	ug/L	X
Chloroform	50.00	41.31	83	80-120	ug/L	
Chloromethane	50.00	33.63	67	80-120	ug/L	X
Cyclohexane	50.00	42.38	85	80-120	ug/L	
1,2-Dibromo-3-chloropropane	50.00	46.51	93	80-120	ug/L	
Dibromochloromethane	50.00	58.33	117	80-120	ug/L	
1,2-Dibromoethane	50.00	47.83	96	80-120	ug/L	
1,2-Dichlorobenzene	50.00	52.00	104	80-120	ug/L	
1,3-Dichlorobenzene	50.00	52.48	105	80-120	ug/L	
Dichlorodifluoromethane	50.00	47.47	95	80-120	ug/L	
1,4-Dichlorobenzene	50.00	51.06	102	80-120	ug/L	
1,1-Dichloroethane	50.00	40.53	81	80-120	ug/L	
1,2-Dichloroethane	50.00	39.47	79	80-120	ug/L	X
cis-1,2-Dichloroethene	50.00	45.38	91	80-120	ug/L	
1,1-Dichloroethene	50.00	43.69	87	80-120	ug/L	
1,2-Dichloropropane	50.00	42.07	84	80-120	ug/L	
cis-1,3-Dichloropropene	50.00	48.20	96	80-120	ug/L	
trans-1,3-Dichloropropene	50.00	48.02	96	80-120	ug/L	
trans-1,2-Dichloroethene	50.00	45.88	92	80-120	ug/L	
Diisopropyl ether	50.00	39.21	78	80-120	ug/L	X
Ethylbenzene	50.00	47.17	94	80-120	ug/L	
2-Hexanone (MBK)	50.00	39.93	80	80-120	ug/L	
Isopropylbenzene	50.00	49.41	99	80-120	ug/L	
Methyl Acetate	50.00	56.70	113	80-120	ug/L	
Methylcyclohexane	50.00	47.13	94	80-120	ug/L	
Methylene chloride	50.00	44.71	89	80-120	ug/L	
4-Methyl-2-Pentanone (MIBK)	50.00	38.11	76	80-120	ug/L	X
Methyl-t-Butyl Ether	50.00	44.83	90	80-120	ug/L	
Naphthalene	50.00	45.12	90	80-120	ug/L	
Styrene	50.00	47.02	94	80-120	ug/L	
1,1,2,2-Tetrachloroethane	50.00	46.23	92	80-120	ug/L	
Tetrachloroethene	50.00	51.11	102	80-120	ug/L	
Toluene	50.00	46.35	93	80-120	ug/L	
1,2,3-Trichlorobenzene	50.00	48.57	97	80-120	ug/L	
1,2,4-Trichlorobenzene	50.00	47.76	96	80-120	ug/L	
1,1,1-Trichloroethane	50.00	44.82	90	80-120	ug/L	

PHASE SEPARATION SCIENCE

6630 Baltimore National Pike
Baltimore, MD 21228
410-747-8770
800-932-9047
www.phaseonline.com

QC Summary

Project Name Chester River Hospital Center
PSS Project No.: 22071424

Analytical Method: SW-846 8260 D

Seq Number: 195650 Matrix: Water

CCV Sample Id: CCV-01 Analyzed Date: 07/18/22 09:38

Parameter	Spike Amount	CCV Result	CCV %Rec	Limits	Units	Flag
Trichloroethene	50.00	47.13	94	80-120	ug/L	
1,1,2-Trichloroethane	50.00	45.86	92	80-120	ug/L	
Trichlorofluoromethane	50.00	43.36	87	80-120	ug/L	
1,1,2-Trichlorotrifluoroethane	50.00	43.66	87	80-120	ug/L	
Vinyl chloride	50.00	44.48	89	80-120	ug/L	
m&p-Xylene	100	93.38	93	80-120	ug/L	
o-Xylene	50.00	45.17	90	80-120	ug/L	

Surrogate	CCV Result	Limits	Units	Flag
4-Bromofluorobenzene	97	80-120	%	
Dibromofluoromethane	98	80-120	%	
Toluene-D8	101	80-120	%	

PHASE SEPARATION SCIENCE

6630 Baltimore National Pike
Baltimore, MD 21228
410-747-8770
800-932-9047
www.phaseonline.com

QC Summary

Project Name Chester River Hospital Center
PSS Project No.: 22071424

Analytical Method: SW-846 8260 D

Seq Number: 195676 Matrix: Water

CCV Sample Id: CCV-01 Analyzed Date: 07/19/22 08:43

Parameter	Spike Amount	CCV Result	CCV %Rec	Limits	Units	Flag
Acetone	50.00	44.85	90	80-120	ug/L	
tert-Amyl alcohol	50.00	104.6	209	80-120	ug/L	X
tert-Amyl ethyl ether	50.00	37.53	75	80-120	ug/L	X
tert-Amyl methyl ether	50.00	47.15	94	80-120	ug/L	
Benzene	50.00	48.14	96	80-120	ug/L	
Bromochloromethane	50.00	55.89	112	80-120	ug/L	
Bromodichloromethane	50.00	49.37	99	80-120	ug/L	
Bromoform	50.00	59.60	119	80-120	ug/L	
Bromomethane	50.00	43.32	87	80-120	ug/L	
tert-Butyl alcohol	50.00	74.59	149	80-120	ug/L	X
2-Butanone (MEK)	50.00	46.96	94	80-120	ug/L	
tert-Butyl ethyl ether	50.00	45.25	91	80-120	ug/L	
Carbon Disulfide	50.00	49.64	99	80-120	ug/L	
Carbon tetrachloride	50.00	52.69	105	80-120	ug/L	
Chlorobenzene	50.00	52.00	104	80-120	ug/L	
Chloroethane	50.00	43.14	86	80-120	ug/L	
Chloroform	50.00	46.02	92	80-120	ug/L	
Chloromethane	50.00	36.64	73	80-120	ug/L	X
Cyclohexane	50.00	45.46	91	80-120	ug/L	
1,2-Dibromo-3-chloropropane	50.00	48.18	96	80-120	ug/L	
Dibromochloromethane	50.00	62.09	124	80-120	ug/L	X
1,2-Dibromoethane	50.00	51.98	104	80-120	ug/L	
1,2-Dichlorobenzene	50.00	53.35	107	80-120	ug/L	
1,3-Dichlorobenzene	50.00	52.94	106	80-120	ug/L	
Dichlorodifluoromethane	50.00	50.27	101	80-120	ug/L	
1,4-Dichlorobenzene	50.00	51.65	103	80-120	ug/L	
1,1-Dichloroethane	50.00	44.84	90	80-120	ug/L	
1,2-Dichloroethane	50.00	44.11	88	80-120	ug/L	
cis-1,2-Dichloroethene	50.00	50.26	101	80-120	ug/L	
1,1-Dichloroethene	50.00	48.46	97	80-120	ug/L	
1,2-Dichloropropane	50.00	46.15	92	80-120	ug/L	
cis-1,3-Dichloropropene	50.00	51.93	104	80-120	ug/L	
trans-1,3-Dichloropropene	50.00	51.84	104	80-120	ug/L	
trans-1,2-Dichloroethene	50.00	50.74	101	80-120	ug/L	
Diisopropyl ether	50.00	42.70	85	80-120	ug/L	
Ethylbenzene	50.00	50.36	101	80-120	ug/L	
2-Hexanone (MBK)	50.00	44.81	90	80-120	ug/L	
Isopropylbenzene	50.00	48.98	98	80-120	ug/L	
Methyl Acetate	50.00	59.45	119	80-120	ug/L	
Methylcyclohexane	50.00	50.29	101	80-120	ug/L	
Methylene chloride	50.00	46.84	94	80-120	ug/L	
4-Methyl-2-Pentanone (MIBK)	50.00	42.54	85	80-120	ug/L	
Methyl-t-Butyl Ether	50.00	49.02	98	80-120	ug/L	
Naphthalene	50.00	44.73	89	80-120	ug/L	
Styrene	50.00	50.60	101	80-120	ug/L	
1,1,2,2-Tetrachloroethane	50.00	48.22	96	80-120	ug/L	
Tetrachloroethene	50.00	55.16	110	80-120	ug/L	
Toluene	50.00	51.07	102	80-120	ug/L	
1,2,3-Trichlorobenzene	50.00	47.69	95	80-120	ug/L	
1,2,4-Trichlorobenzene	50.00	46.12	92	80-120	ug/L	
1,1,1-Trichloroethane	50.00	48.83	98	80-120	ug/L	

PHASE SEPARATION SCIENCE

6630 Baltimore National Pike
Baltimore, MD 21228
410-747-8770
800-932-9047
www.phaseonline.com

QC Summary

Project Name Chester River Hospital Center
PSS Project No.: 22071424

Analytical Method: SW-846 8260 D

Seq Number: 195676 Matrix: Water

CCV Sample Id: CCV-01 Analyzed Date: 07/19/22 08:43

Parameter	Spike Amount	CCV Result	CCV %Rec	Limits	Units	Flag
Trichloroethene	50.00	51.40	103	80-120	ug/L	
1,1,2-Trichloroethane	50.00	50.47	101	80-120	ug/L	
Trichlorofluoromethane	50.00	47.64	95	80-120	ug/L	
1,1,2-Trichlorotrifluoroethane	50.00	47.15	94	80-120	ug/L	
Vinyl chloride	50.00	43.39	87	80-120	ug/L	
m&p-Xylene	100	99.56	100	80-120	ug/L	
o-Xylene	50.00	48.75	98	80-120	ug/L	

Surrogate	CCV Result	Limits	Units	Flag
4-Bromofluorobenzene	92	80-120	%	
Dibromofluoromethane	101	80-120	%	
Toluene-D8	100	80-120	%	

PHASE SEPARATION SCIENCE

6630 Baltimore National Pike
Baltimore, MD 21228
410-747-8770
800-932-9047
www.phaseonline.com

QC Summary

Project Name Chester River Hospital Center
PSS Project No.: 22071424

Analytical Method: SW-846 8260 D

Seq Number: 193721 Matrix: Water
Parent Sample Id: ICV-01 ICV Sample Id: ICV-01 Analyzed Date: 05/10/22 13:30

Parameter	Spike Amount	ICV Result	ICV %Rec	Limits	Units	Flag
Acetone	50.00	46.61	93	70-130	ug/L	
tert-Amyl alcohol	50.00	52.24	104	70-130	ug/L	
tert-Amyl ethyl ether	50.00	51.28	103	70-130	ug/L	
tert-Amyl methyl ether	50.00	50.84	102	70-130	ug/L	
Benzene	50.00	47.04	94	70-130	ug/L	
Bromochloromethane	50.00	47.66	95	70-130	ug/L	
Bromodichloromethane	50.00	49.30	99	70-130	ug/L	
Bromoform	50.00	52.74	105	70-130	ug/L	
Bromomethane	50.00	45.58	91	70-130	ug/L	
tert-Butyl alcohol	50.00	46.33	93	70-130	ug/L	
2-Butanone (MEK)	50.00	48.97	98	70-130	ug/L	
tert-Butyl ethyl ether	50.00	51.21	102	70-130	ug/L	
Carbon Disulfide	50.00	49.74	99	70-130	ug/L	
Carbon tetrachloride	50.00	49.20	98	70-130	ug/L	
Chlorobenzene	50.00	47.66	95	70-130	ug/L	
Chloroethane	50.00	44.80	90	70-130	ug/L	
Chloroform	50.00	46.23	92	70-130	ug/L	
Chloromethane	50.00	44.39	89	70-130	ug/L	
Cyclohexane	50.00	48.62	97	70-130	ug/L	
1,2-Dibromo-3-chloropropane	50.00	52.85	106	70-130	ug/L	
Dibromochloromethane	50.00	51.09	102	70-130	ug/L	
1,2-Dibromoethane	50.00	49.69	99	70-130	ug/L	
1,2-Dichlorobenzene	50.00	48.15	96	70-130	ug/L	
1,3-Dichlorobenzene	50.00	48.45	97	70-130	ug/L	
Dichlorodifluoromethane	50.00	48.16	96	70-130	ug/L	
1,4-Dichlorobenzene	50.00	48.26	97	70-130	ug/L	
1,1-Dichloroethane	50.00	47.46	95	70-130	ug/L	
1,2-Dichloroethane	50.00	46.32	93	70-130	ug/L	
cis-1,2-Dichloroethene	50.00	47.49	95	70-130	ug/L	
1,1-Dichloroethene	50.00	47.27	95	70-130	ug/L	
1,2-Dichloropropane	50.00	47.75	96	70-130	ug/L	
cis-1,3-Dichloropropene	50.00	52.02	104	70-130	ug/L	
trans-1,3-Dichloropropene	50.00	53.82	108	70-130	ug/L	
trans-1,2-Dichloroethene	50.00	47.79	96	70-130	ug/L	
Diisopropyl ether	50.00	49.70	99	70-130	ug/L	
Ethylbenzene	50.00	48.93	98	70-130	ug/L	
2-Hexanone (MBK)	50.00	52.03	104	70-130	ug/L	
Isopropylbenzene	50.00	49.18	98	70-130	ug/L	
Methyl Acetate	50.00	49.64	99	70-130	ug/L	
Methylcyclohexane	50.00	49.29	99	70-130	ug/L	
Methylene chloride	50.00	46.23	92	70-130	ug/L	
4-Methyl-2-Pentanone (MIBK)	50.00	51.65	103	70-130	ug/L	
Methyl-t-Butyl Ether	50.00	49.67	99	70-130	ug/L	
Naphthalene	50.00	54.39	109	70-130	ug/L	
Styrene	50.00	50.37	101	70-130	ug/L	
1,1,2,2-Tetrachloroethane	50.00	47.49	95	70-130	ug/L	
Tetrachloroethene	50.00	48.02	96	70-130	ug/L	
Toluene	50.00	46.82	94	70-130	ug/L	
1,2,3-Trichlorobenzene	50.00	51.78	104	70-130	ug/L	
1,2,4-Trichlorobenzene	50.00	51.96	104	70-130	ug/L	
1,1,1-Trichloroethane	50.00	48.82	98	70-130	ug/L	

PHASE SEPARATION SCIENCE

6630 Baltimore National Pike
Baltimore, MD 21228
410-747-8770
800-932-9047
www.phaseonline.com

QC Summary

Project Name Chester River Hospital Center
PSS Project No.: 22071424

Analytical Method: SW-846 8260 D

Seq Number: 193721 Matrix: Water
Parent Sample Id: ICV-01 ICV Sample Id: ICV-01 Analyzed Date: 05/10/22 13:30

Parameter	Spike Amount	ICV Result	ICV %Rec	Limits	Units	Flag
Trichloroethene	50.00	47.57	95	70-130	ug/L	
1,1,2-Trichloroethane	50.00	47.18	94	70-130	ug/L	
Trichlorofluoromethane	50.00	46.49	93	70-130	ug/L	
1,1,2-Trichlorotrifluoroethane	50.00	48.06	96	70-130	ug/L	
Vinyl chloride	50.00	41.62	83	70-130	ug/L	
m&p-Xylene	100	97.54	98	70-130	ug/L	
o-Xylene	50.00	48.04	96	70-130	ug/L	

Surrogate	ICV Result	Limits	Units	Flag
4-Bromofluorobenzene	99	70-130	%	
Dibromofluoromethane	101	70-130	%	
Toluene-D8	100	70-130	%	

X = Recovery outside of QC Criteria

PHASE SEPARATION SCIENCE

CHAIN OF CUSTODY FORM

All fields must be completed accurately. Shaded sections for lab use only.

www.phaseonline.com ~ info@phaseonline.com

6630 Baltimore National Pike • Suite 103-A • Baltimore, Maryland 21228 • (410) 747-8770 • (800) 932-9047

①

PSS CLIENT: Gannett Fleming, Inc — OFFICE LOCATION: Baltimore

BILL TO (if different): — PHONE #: 443-562-1292

CONTACT: Steve Slatnick — EMAIL: sslatnick@gfnet.com

PROJECT NAME: Chester River Hospital Center — PROJECT #: 67688

SITE LOCATION: Chestertown, MD — P.O. #: 67688

SAMPLER(S): MS/DS — DW CERT #:

PSS Work Order #: 22071424 / 22071432

PAGE 1 OF 3

Matrix Codes: **SW**=Surface Water **DW**=Drinking Water **GW**=Ground Water **WW**=Waste Water **O**=Oil **S**=Soil **SOL**=Solid **A**=Air **WI**=Wipe

②

PSS ID	SAMPLE IDENTIFICATION	DATE SAMPLED	TIME SAMPLED	MATRIX Use Codes	# OF CONTAINERS	SAMPLE TYPE: C=COMPOSITE G=GRAB	Preservatives Use Codes		6	6		1,6			6			
							Analysis/ Method Required ③		8015B (DRO)	3630 (DRO using	Silica Gel Cleanup)	8260 (VOCs,	fuel oxygenates,	& naphthalene)	E300.0 Nitrate			
1	MW-18	7/13/22	1046	GW	4	G			X			X						
2	MW-29		0954	GW	4	G			X			X						
3	S-1		1135	GW	4	G			X			X						
4	MW-23		1227	GW	4	G			X			X						
5	S-3		1245	GW	4	G			X			X						
6	MW-28		1325	GW	4	G			X			X						
7	S-2		1440	GW	4	G			X			X						
8	MW-25		1315	GW	4	G			X			X						
9	MW-16		1404	GW	4	G			X			X						
10	Trip Blank			GW	2	G						X						

Preservative Codes: 1 - HCL; 2 - H_2SO_4; 3 - HNO_3; 4 - NaOH; 5 - E624KIT; 6 - ICE; 7 - Sodium Thiosulfate; 8 - Ascorbic Acid; 9 - TerraCore Kit

⑤

Relinquished By:	Date	Time	Received By:
Relinquished By: (1)	7/14/22	1447	Received By:
Relinquished By: (2)	7/14/22	1700	Received By:
Relinquished By: (3)	Date	Time	Received By:
Relinquished By: (4)	Date	Time	Received By:

④

Requested TAT (One TAT per COC)
☒ 5-Day ☐ 3-Day ☐ 2-Day ☐ Next Day ☐ Emergency ☐ Other

STATE RESULTS REPORTED TO:
☒ MD ☐ DE ☐ PA ☐ VA ☐ WV ☐ OTHER

COMPLIANCE? ☐ DW ☐ WW

EDD FORMAT TYPE

Ice Present: Pres

Custody Seal: Abs

Coolers: 6 Temp: 3.6-4.1°C

Shipping Carrier: ~~HE~~

Special Instructions:
CC: Robert Scrafford & Donald Koch

This chain of custody is a legal document. The client (PSS Client), by signing, or having client's agent sign, this "Chain of Custody Form", agrees to pay for the above requested services per the latest version of the Service Brochure or PSS-provided quotation including any and all attorney's or other reasonable fees if collection becomes necessary.

PHASE SEPARATION SCIENCE

CHAIN OF CUSTODY FORM

All fields must be completed accurately. Shaded sections for lab use only.

www.phaseonline.com ~ info@phaseonline.com

6630 Baltimore National Pike • Suite 103-A • Baltimore, Maryland 21228 • (410) 747-8770 • (800) 932-9047

①

PSS CLIENT: Gannett Fleming, Inc	OFFICE LOCATION: Baltimore	PSS Work Order #: 22071424 / 22071432	PAGE 2 OF 3
BILL TO (if different):	PHONE #: 443-562-1292		
CONTACT: Steve Slatnick	EMAIL: sslatnick@gfnet.com		
PROJECT NAME: Chester River Hospital Center	PROJECT #: 67688		
SITE LOCATION: Chestertown, MD	P.O. #: 67688		
SAMPLER(S): MS / DS	DW CERT #:		

Matrix Codes: **SW**=Surface Water **DW**=Drinking Water **GW**=Ground Water **WW**=Waste Water **O**=Oil **S**=Soil **SOL**=Solid **A**=Air **WI**=Wipe

②

PSS ID	SAMPLE IDENTIFICATION	DATE SAMPLED	TIME SAMPLED	MATRIX Use Codes	# OF CONTAINERS	SAMPLE TYPE: C=COMPOSITE G=GRAB			8015B (DRO)	3630 (DRO using	Silica Gel Cleanup)	8260 (VOCs,	fuel oxygenates,	& naphthalene)	E300.0 Nitrate			
							Preservatives Use Codes		6	6		1,6			6			
							Analysis/ Method Required ③											
11	MW-50	7/13/22	1525	GW	4	G			X			X						
12	MW-17	7/14/22	0804	GW	5	G			X			X			X			
13	MW-15		0851	GW	5	G			X			X			X			
14	MW-51		0900	GW	4	G			X	X		X						
15	MW-24		0800	GW	4	G			X			X						
16	MW-52		1100	GW	4	G			X			X						
17	MW-37		1000	GW	4	G			X	X		X						
18	MW-49		0956	GW	4	G			X			X						
19	MW-48		1056	GW	4	G			X			X						
20	MW-33		1310	GW	4	G			X			X						

Preservative Codes: 1 - HCL; 2 - H_2SO_4; 3 - HNO_3; 4 - NaOH; 5 - E624KIT; 6 - ICE; 7 - Sodium Thiosulfate; 8 - Ascorbic Acid; 9 - TerraCore Kit

⑤

	Date	Time	
Relinquished By: (1)	7/14/22	1447	Received By:
Relinquished By: (2)	7/14	1700	Received By:
Relinquished By: (3)	Date	Time	Received By:
Relinquished By: (4)	Date	Time	Received By:

④

Requested TAT (One TAT per COC)
☒ 5-Day ☐ 3-Day ☐ 2-Day
☐ Next Day ☐ Emergency ☐ Other

STATE RESULTS REPORTED TO:
☒ MD ☐ DE ☐ PA ☐ VA ☐ WV
☐ OTHER

COMPLIANCE?
☐ DW ☐ WW

EDD FORMAT TYPE

Ice Present: Pics
Custody Seal: ABS
Coolers: 6 Temp: 3.6-4.1°C
Shipping Carrier: TTE

Special Instructions:
CC: Robert Scrafford & Donald Koch

This chain of custody is a legal document. The client (PSS Client), by signing, or having client's agent sign, this "Chain of Custody Form", agrees to pay for the above requested services per the latest version of the Service Brochure or PSS-provided quotation including any and all attorney's or other reasonable fees if collection becomes necessary.

PHASE SEPARATION SCIENCE

CHAIN OF CUSTODY FORM

All fields must be completed accurately. Shaded sections for lab use only.

www.phaseonline.com ~ info@phaseonline.com

6630 Baltimore National Pike • Suite 103-A • Baltimore, Maryland 21228 • (410) 747-8770 • (800) 932-9047

①

PSS CLIENT: Gannett Fleming, Inc — OFFICE LOCATION: Baltimore

BILL TO (if different): — PHONE #: 443-562-1292

CONTACT: Steve Slatnick — EMAIL: sslatnick@gfnet.com

PROJECT NAME: Chester River Hospital Center — PROJECT #: 67688

SITE LOCATION: Chestertown, MD — P.O. #: 67688

SAMPLER(S): MS/DS — DW CERT #:

PSS Work Order #: 22071424 / 22071432 — PAGE 3 OF 3

Matrix Codes: **SW**=Surface Water **DW**=Drinking Water **GW**=Ground Water **WW**=Waste Water **O**=Oil **S**=Soil **SOL**=Solid **A**=Air **WI**=Wipe

②

PSS ID	SAMPLE IDENTIFICATION	DATE SAMPLED	TIME SAMPLED	MATRIX Use Codes	# OF CONTAINERS	SAMPLE TYPE: C=COMPOSITE G=GRAB			8015B (DRO)	3630 (DRO using Silica Gel Cleanup)		8260 (VOCs, fuel oxygenates, & naphthalene)			E300.0 Nitrate			
Preservatives Use Codes									6	6		1,6			6			
Analysis/ Method Required ③																		
21	MW-34	7/14/22	1230	GW	4	G			X			X						
22	MW-9	↓	1240	GW	4	G			X	X		X						
23	MW-43		1335	GW	4	G			X	X		X						
24	MW-35		1350	GW	4	G			X			X						
25	MW-56		1435	GW	4	G			X			X						
26	MW-10R		1430	GW	4	G			X	X		X						
				GW		G												
				GW		G												
				GW		G												
				GW		G												

Preservative Codes: 1 - HCL; 2 - H_2SO_4; 3 - HNO_3; 4 - NaOH; 5 - E624KIT; 6 - ICE; 7 - Sodium Thiosulfate; 8 - Ascorbic Acid; 9 - TerraCore Kit

⑤

Relinquished By:	Date	Time	Received By:
(1)	7/14/22	1447	
(2)	7/14/22	1700	
(3)			
(4)			

④

Requested TAT (One TAT per COC): ☒ 5-Day ☐ 3-Day ☐ 2-Day ☐ Next Day ☐ Emergency ☐ Other

STATE RESULTS REPORTED TO: ☒ MD ☐ DE ☐ PA ☐ VA ☐ WV ☐ OTHER

COMPLIANCE? ☐ DW ☐ WW

EDD FORMAT TYPE

Ice Present: Pres

Custody Seal: Pres

Coolers: 6 — Temp: 3.6-4.1°C

Shipping Carrier: TE

Special Instructions:

CC: Robert Scrafford & Donald Koch

This chain of custody is a legal document. The client (PSS Client), by signing, or having client's agent sign, this "Chain of Custody Form", agrees to pay for the above requested services per the latest version of the Service Brochure or PSS-provided quotation including any and all attorney's or other reasonable fees if collection becomes necessary.

PHASE SEPARATION SCIENCE

6630 Baltimore National Pike
Baltimore, MD 21228
410-747-8770
800-932-9047
www.phaseonline.com

Sample Receipt Checklist

Project Name: Chester River Hospital Center
PSS Project No.: 22071424

Client Name	Gannett Fleming, Inc.	**Received By**	Marissa Vertucci
Disposal Date	08/18/2022	**Date Received**	07/14/2022 05:00:00 PM
		Delivered By	Trans Time Express
		Tracking No	Not Applicable
		Logged In By	Marissa Vertucci

Shipping Container(s)

No. of Coolers 1

		Ice	Present
Custody Seal(s) Intact?	N/A	Temp (deg C)	4.1
Seal(s) Signed / Dated?	N/A	Temp Blank Present	No

Documentation

		Sampler Name	MS/DS
COC agrees with sample labels?	Yes	MD DW Cert. No.	N/A
Chain of Custody	Yes		

Sample Container

		Custody Seal(s) Intact?	Not Applicable
Appropriate for Specified Analysis?	Yes	Seal(s) Signed / Dated	Not Applicable
Intact?	Yes		
Labeled and Labels Legible?	Yes		

Holding Time

		Total No. of Samples Received	26
All Samples Received Within Holding Time(s)?	Yes	Total No. of Containers Received	104

Preservation

Total Metals	(pH<2)	N/A
Dissolved Metals, filtered within 15 minutes of collection	(pH<2)	N/A
Orthophosphorus, filtered within 15 minutes of collection		N/A
Cyanides	(pH>12)	N/A
Sulfide	(pH>9)	N/A
TOC, DOC (field filtered), COD, Phenols	(pH<2)	N/A
TOX, TKN, NH3, Total Phos	(pH<2)	N/A
VOC, BTEX (VOA Vials Rcvd Preserved)	(pH<2)	Yes
Do VOA vials have zero headspace?		Yes
624 VOC (Rcvd at least one unpreserved VOA vial)		N/A
524 VOC (Rcvd with trip blanks)	(pH<2)	N/A

Comments: (Any "No" response must be detailed in the comments section below.)

For any improper preservation conditions, list sample ID, preservative added (reagent ID number) below as well as documentation of any client notification as well as client instructions. Samples for pH, chlorine and dissolved oxygen should be analyzed as soon as possible, preferably in the field at the time of sampling. Samples which require thermal preservation shall be considered acceptable when received at a temperature above freezing to 6°C. Samples that are hand delivered on the day that they are collected may not meet these criteria but shall be considered acceptable if there is evidence that the chilling process has begun such as arrival on ice.

Samples Inspected/Checklist Completed By: Marissa Vertucci Date: 07/15/2022

PM Review and Approval: Lynn Jackson Date: 07/15/2022

PHASE
SEPARATION
SCIENCE

Certificate of Analysis

6630 Baltimore National Pike
Baltimore, MD 21228
410-747-8770
800-932-9047
www.phaseonline.com

Project Name: Chester River Hospital Center
PSS Project No.: 22071432

July 21, 2022

Steve Slatnick
Gannett Fleming, Inc.
7133 Rutherford Road, Suite 300
Baltimore, MD 21244

Reference: PSS Project No: **22071432**
Project Name: Chester River Hospital Center
Project Location: Chestertown, MD
Project ID.: 67688

Dear Steve Slatnick:

This report includes the analytical results from the analyses performed on the samples received under the project name referenced above and identified with the Phase Separation Science (PSS) Project number(s) **22071432**.

All work reported herein has been performed in accordance with current NELAP standards, referenced methodologies, PSS Standard Operating Procedures and the PSS Quality Assurance Manual unless otherwise noted in the Case Narrative Summary. PSS is limited in liability to the actual cost of the sample analysis done.

PSS reserves the right to return any unused samples, extracts or related solutions. Otherwise, the samples are scheduled for disposal, without any further notice, on August 18, 2022, with the exception of air canisters which are cleaned immediately following analysis. This includes any samples that were received with a request to be held but lacked a specific hold period. It is your responsibility to provide a written request defining a specific disposal date if additional storage is required. Upon receipt, the request will be acknowledged by PSS, thus extending the storage period.

This report shall not be reproduced except in full, without the written approval of an authorized PSS representative. A copy of this report will be retained by PSS for at least 5 years, after which time it will be disposed of without further notice, unless prior arrangements have been made.

We thank you for selecting Phase Separation Science, Inc. to serve your analytical needs. If you have any questions concerning this report, do not hesitate to contact us at 410-747-8770 or info@phaseonline.com.

Sincerely,

Dan Prucnal
Laboratory Manager

PHASE SEPARATION SCIENCE

6630 Baltimore National Pike
Baltimore, MD 21228
410-747-8770
800-932-9047
www.phaseonline.com

Explanation of Qualifiers

Project Name: Chester River Hospital Center
PSS Project No.: 22071432

Project ID: 67688

The following samples were received under chain of custody by Phase Separation Science (PSS) on 07/14/2022 at 05:00 pm

PSS Sample ID	Sample ID	Matrix	Date/Time Collected
22071432-014	MW-51	GROUND WATER	07/14/22 09:00
22071432-017	MW-37	GROUND WATER	07/14/22 10:00
22071432-022	MW-9	GROUND WATER	07/14/22 12:40
22071432-023	MW-43	GROUND WATER	07/14/22 13:35
22071432-026	MW-10R	GROUND WATER	07/14/22 14:30

Please reference the Chain of Custody and Sample Receipt Checklist for specific container counts and preservatives. Any sample conditions not in compliance with sample acceptance criteria are described in Case Narrative Summary.

Notes:

1. The presence of a common laboratory contaminant such as methylene chloride may be considered a possible laboratory artifact. Where observed, appropriate consideration of data should be taken.
2. Unless otherwise noted in the case narrative, results are reported on a dry weight basis with the exception of pH, flashpoint, moisture, and paint filter test.
3. Drinking water samples collected for the purpose of compliance with SDWA may not be suitable for their intended use unless collected by a certified sampler [COMAR 26.08.05.07.C.2].
4. The analyses of 1,2-dibromo-3-chloropropane (DBCP) and 1,2-dibromoethane (EDB) by EPA 524.2 and calcium, magnesium, sodium and iron by EPA 200.8 are not currently promulgated for use in testing to meet the Safe Drinking Water Act and as such cannot be used for compliance purposes. The listings of the current promulgated methods for testing in compliance with the Safe Drinking Water Act can be found in the 40 CFR part 141.1, for the primary drinking water contaminates, and part 141.3, for the secondary drinking water contaminates.
5. Sample prepared under EPA 3550C with concentrations greater than 20 mg/Kg should employ the microtip extraction procedure if required to meet data quality objectives.
6. The analysis of acrolein by EPA 624 must be analyzed within three days of sampling unless pH is adjusted to 4-5 units [40 CFR part 136.3(e)].
7. Method 180.1, The Determination of Turbidity by Nephelometry, recommends samples over 40 NTU be diluted until the turbidity falls below 40 units. Routine samples over 40 NTU may not be diluted as long as the data quality objectives are not affected.
8. Alkalinity results analyzed by EPA 310.2 that are reported by dilution are estimated and are not in compliance with method requirements.

Standard Flags/Abbreviations:

B	A target analyte or common laboratory contaminant was identified in the method blank. Its presence indicates possible field or laboratory contamination.
C	Results Pending Final Confirmation.
E	The data exceeds the upper calibration limit; therefore, the concentration is reported as estimated.
Fail	The result exceeds the regulatory level for Toxicity Characteristic (TCLP) as cited in 40 CFR 261.24 Table 1.
J	The target analyte was positively identified below the reporting limit but greater than the MDL.
MDL	This is the Laboratory Method Detection Limit which is equivalent to the Limit of Detection (LOD). The LOD is the minimum result, which can be reliably discriminated from a blank with a predetermined confidence level. This value will remain constant across multiple similar instrumentation and among different analysts. An LOD is analyte and matrix specific. instrumentation and among different analysts. An LOD is analyte and matrix specific.
ND	Not Detected at or above the reporting limit.
RL	PSS Reporting Limit.
U	Not detected.

Certifications:

NELAP Certifications: PA 68-03330, VA 460156
State Certifications: MD 179, WV 303
Regulated Soil Permit: P330-12-00268
NSWC USCG Accepted Laboratory
LDBE MWAA LD1997-0041-2015

PHASE SEPARATION SCIENCE

6630 Baltimore National Pike
Baltimore, MD 21228
410-747-8770
800-932-9047
www.phaseonline.com

Certificate of Analysis

Project Name: Chester River Hospital Center
PSS Project No.: 22071432

Sample ID: MW-51 **Date/Time Sampled: 07/14/2022 09:00** **PSS Sample ID: 22071432-014**
Matrix: GROUND WATER **Date/Time Received: 07/14/2022 17:00**

DRO - with silica gel column cleanup
Analytical Method: SW-846 8015C DRO
Preparation Method: SW3510C
Clean up Method: SW846 3630C

	Result	Units	RL	Flag	Dil	Prepared	Analyzed	Analyst
TPH-DRO (Diesel Range Organics)	ND	mg/L	0.10		1	07/18/22	07/18/22 15:07	1070
Surrogate(s)	***Recovery***		***Limits***					
o-Terphenyl	*55*	*%*	*52-100*		*1*	*07/18/22*	*07/18/22 15:07*	*1070*

Sample ID: MW-37 **Date/Time Sampled: 07/14/2022 10:00** **PSS Sample ID: 22071432-017**
Matrix: GROUND WATER **Date/Time Received: 07/14/2022 17:00**

DRO - with silica gel column cleanup
Analytical Method: SW-846 8015C DRO
Preparation Method: SW3510C
Clean up Method: SW846 3630C

	Result	Units	RL	Flag	Dil	Prepared	Analyzed	Analyst
TPH-DRO (Diesel Range Organics)	ND	mg/L	0.10		1	07/18/22	07/18/22 15:31	1070
Surrogate(s)	***Recovery***		***Limits***					
o-Terphenyl	*54*	*%*	*52-100*		*1*	*07/18/22*	*07/18/22 15:31*	*1070*

Sample ID: MW-9 **Date/Time Sampled: 07/14/2022 12:40** **PSS Sample ID: 22071432-022**
Matrix: GROUND WATER **Date/Time Received: 07/14/2022 17:00**

DRO - with silica gel column cleanup
Analytical Method: SW-846 8015C DRO
Preparation Method: SW3510C
Clean up Method: SW846 3630C

	Result	Units	RL	Flag	Dil	Prepared	Analyzed	Analyst
TPH-DRO (Diesel Range Organics)	ND	mg/L	0.10		1	07/18/22	07/18/22 17:40	1070
Surrogate(s)	***Recovery***		***Limits***					
o-Terphenyl	*61*	*%*	*52-100*		*1*	*07/18/22*	*07/18/22 17:40*	*1070*

Sample ID: MW-43 **Date/Time Sampled: 07/14/2022 13:35** **PSS Sample ID: 22071432-023**
Matrix: GROUND WATER **Date/Time Received: 07/14/2022 17:00**

DRO - with silica gel column cleanup
Analytical Method: SW-846 8015C DRO
Preparation Method: SW3510C
Clean up Method: SW846 3630C

	Result	Units	RL	Flag	Dil	Prepared	Analyzed	Analyst
TPH-DRO (Diesel Range Organics)	ND	mg/L	0.10		1	07/18/22	07/18/22 18:05	1070
Surrogate(s)	***Recovery***		***Limits***					
o-Terphenyl	*61*	*%*	*52-100*		*1*	*07/18/22*	*07/18/22 18:05*	*1070*

PHASE SEPARATION SCIENCE

6630 Baltimore National Pike
Baltimore, MD 21228
410-747-8770
800-932-9047
www.phaseonline.com

Certificate of Analysis

Project Name: Chester River Hospital Center
PSS Project No.: 22071432

Sample ID: MW-10R **Date/Time Sampled: 07/14/2022 14:30** **PSS Sample ID: 22071432-026**
Matrix: GROUND WATER **Date/Time Received: 07/14/2022 17:00**

DRO - with silica gel column cleanup

Analytical Method: SW-846 8015C DRO

Preparation Method: SW3510C
Clean up Method: SW846 3630C

	Result	Units	RL	Flag	Dil	Prepared	Analyzed	Analyst
TPH-DRO (Diesel Range Organics)	ND	mg/L	0.10		1	07/18/22	07/18/22 18:29	1070
Surrogate(s)	***Recovery***		***Limits***					
o-Terphenyl	*78*	*%*	*52-100*		*1*	*07/18/22*	*07/18/22 18:29*	*1070*

6630 Baltimore National Pike
Baltimore, MD 21228
410-747-8770
800-932-9047
www.phaseonline.com

Project Name: Chester River Hospital Center

PSS Project No.: 22071432

Any holding time exceedances, deviations from the method specifications, regulatory requirements or variations to the procedures outlined in the PSS Quality Assurance Manual are outlined below.

Matrix spike and matrix spike duplicate analyses may not be performed due to insufficient sample quantity. In these instances, a laboratory control sample and laboratory control sample duplicate are analyzed unless otherwise noted or specified in the method.

Sample Receipt:

All sample receipt conditions were acceptable.

NELAP accreditation was held for all analyses performed unless noted below. See www.phaseonline.com for complete PSS scope of accreditation.

PHASE SEPARATION SCIENCE

6630 Baltimore National Pike
Baltimore, MD 21228
410-747-8770
800-932-9047
www.phaseonline.com

Lab Chronology

Project Name: Chester River Hospital Center
PSS Project No.: 22071432

Method	Client Sample ID	Analysis Type	PSS Sample ID	Mtx	Prep Batch	Analytical Batch	Prepared	Analyzed
SW-846 8015C DRO	MW-51	Initial	22071432-014	W	91537	195640	07/18/2022 09:37	07/18/2022 15:07
	MW-37	Initial	22071432-017	W	91537	195640	07/18/2022 09:37	07/18/2022 15:31
	MW-9	Initial	22071432-022	W	91537	195640	07/18/2022 09:37	07/18/2022 17:40
	MW-43	Initial	22071432-023	W	91537	195640	07/18/2022 09:37	07/18/2022 18:05
	MW-10R	Initial	22071432-026	W	91537	195640	07/18/2022 09:37	07/18/2022 18:29
	91537-1-BKS	BKS	91537-1-BKS	W	91537	195640	07/18/2022 08:26	07/18/2022 12:15
	91537-1-BLK	BLK	91537-1-BLK	W	91537	195640	07/18/2022 08:26	07/18/2022 11:51
	91537-1-BSD	BSD	91537-1-BSD	W	91537	195640	07/18/2022 08:26	07/18/2022 14:32

PHASE SEPARATION SCIENCE

6630 Baltimore National Pike
Baltimore, MD 21228
410-747-8770
800-932-9047
www.phaseonline.com

QC Summary

Project Name Chester River Hospital Center
PSS Project No.: 22071432

Analytical Method: SW-846 8015C DRO Prep Method: SW3510C
Seq Number: 195640 Matrix: Water Date Prep: 07/18/22
MB Sample Id: 91537-1-BLK LCS Sample Id: 91537-1-BKS LCSD Sample Id: 91537-1-BSD

Parameter	MB Result	Spike Amount	LCS Result	LCS %Rec	LCSD Result	LCSD %Rec	Limits	RPD	RPD Limit	Units	Flag
TPH-DRO (Diesel Range Organics)	<0.1000	1.000	0.6895	69	0.8059	81	63-119	16	21	mg/L	

Surrogate	MB %Rec	MB Flag	LCS Result	LCS Flag	LCSD Result	LCSD Flag	Limits	Units
o-Terphenyl	61		79		88		52-100	%

F = RPD exceeded the laboratory control limits
X = Recovery of MS, MSD or both outside of QC Criteria
H= Recovery of BS,BSD or both exceeded the laboratory control limits
L = Recovery of BS,BSD or both below the laboratory control limits

PHASE SEPARATION SCIENCE

6630 Baltimore National Pike
Baltimore, MD 21228
410-747-8770
800-932-9047
www.phaseonline.com

QC Summary

Project Name Chester River Hospital Center
PSS Project No.: 22071432

Analytical Method: SW-846 8015 C TCLP
Seq Number: 191970 Matrix: Water
Parent Sample Id: ICV-02 ICV Sample Id: ICV-02 Analyzed Date: 03/02/22 21:14

Parameter	Spike Amount	ICV Result	ICV %Rec	Limits	Units	Flag
TPH-DRO (Diesel Range Organics)	2500	2597	104	80-120	mg/L	

Surrogate	ICV Result	Limits	Units	Flag
o-Terphenyl	102	80-120	%	

Analytical Method: SW-846 8015C DRO
Seq Number: 195640 Matrix: Water
CCV Sample Id: CCV-F1 Analyzed Date: 07/18/22 10:37

Parameter	Spike Amount	CCV Result	CCV %Rec	Limits	Units	Flag
TPH-DRO (Diesel Range Organics)	2500	2363	95	80-120	mg/L	

Surrogate	CCV Result	Limits	Units	Flag
o-Terphenyl	96	80-120	%	

Analytical Method: SW-846 8015C DRO
Seq Number: 195640 Matrix: Water
CCV Sample Id: CCV-F2 Analyzed Date: 07/18/22 19:18

Parameter	Spike Amount	CCV Result	CCV %Rec	Limits	Units	Flag
TPH-DRO (Diesel Range Organics)	2500	2589	104	80-120	mg/L	

Surrogate	CCV Result	Limits	Units	Flag
o-Terphenyl	105	80-120	%	

Analytical Method: SW-846 8015C DRO
Seq Number: 195640 Matrix: Water
CCV Sample Id: CCV-F3 Analyzed Date: 07/18/22 22:59

Parameter	Spike Amount	CCV Result	CCV %Rec	Limits	Units	Flag
TPH-DRO (Diesel Range Organics)	2500	2591	104	80-120	mg/L	

Surrogate	CCV Result	Limits	Units	Flag
o-Terphenyl	105	80-120	%	

X = Recovery outside of QC Criteria

PHASE SEPARATION SCIENCE

CHAIN OF CUSTODY FORM

All fields must be completed accurately. Shaded sections for lab use only.

www.phaseonline.com ~ info@phaseonline.com

6630 Baltimore National Pike • Suite 103-A • Baltimore, Maryland 21228 • (410) 747-8770 • (800) 932-9047

①

PSS CLIENT: Gannett Fleming, Inc — OFFICE LOCATION: Baltimore

BILL TO (if different): — PHONE #: 443-562-1292

CONTACT: Steve Slatnick — EMAIL: sslatnick@gfnet.com

PROJECT NAME: Chester River Hospital Center — PROJECT #: 67688

SITE LOCATION: Chestertown, MD — P.O. #: 67688

SAMPLER(S): MS/DS — DW CERT #:

PSS Work Order #: 22071424 / 22071432 — PAGE 1 OF 3

Matrix Codes: SW=Surface Water DW=Drinking Water GW=Ground Water WW=Waste Water O=Oil S=Soil SOL=Solid A=Air WI=Wipe

②

PSS ID	SAMPLE IDENTIFICATION	DATE SAMPLED	TIME SAMPLED	MATRIX Use Codes	# OF CONTAINERS	SAMPLE TYPE: C=COMPOSITE G=GRAB			8015B (DRO)	3630 (DRO using Silica Gel Cleanup)		8260 (VOCs, fuel oxygenates, & naphthalene)			E300.0 Nitrate			
Preservatives Use Codes									6	6		1,6			6			
Analysis/ Method Required ③																		
1	MW-18	7/13/22	1046	GW	4	G			X			X						
2	MW-29		0954	GW	4	G			X			X						
3	S-1		1135	GW	4	G			X			X						
4	MW-23		1227	GW	4	G			X			X						
5	S-3		1245	GW	4	G			X			X						
6	MW-28		1325	GW	4	G			X			X						
7	S-2		1440	GW	4	G			X			X						
8	MW-25		1315	GW	4	G			X			X						
9	MW-16		1404	GW	4	G			X			X						
10	Trip Blank			GW	2	G						X						

Preservative Codes
1 - HCL
2 - H_2SO_4
3 - HNO_3
4 - NaOH
5 - E624KIT
6 - ICE
7 - Sodium Thiosulfate
8 - Ascorbic Acid
9 - TerraCore Kit

⑤

Relinquished By:	Date	Time	Received By:
Relinquished By: (1)	7/14/22	1447	Received By:
Relinquished By: (2)	7/14/22	1700	Received By:
Relinquished By: (3)	Date	Time	Received By:
Relinquished By: (4)	Date	Time	Received By:

④

Requested TAT (One TAT per COC): ☒ 5-Day ☐ 3-Day ☐ 2-Day ☐ Next Day ☐ Emergency ☐ Other

STATE RESULTS REPORTED TO: ☒ MD ☐ DE ☐ PA ☐ VA ☐ WV ☐ OTHER

COMPLIANCE? ☐ DW ☐ WW

EDD FORMAT TYPE

Ice Present: Pres

Custody Seal: Abs

Coolers: 6 Temp: 3.6-4.1°C

Shipping Carrier: ~~UPS~~

Special Instructions:

CC: Robert Scrafford & Donald Koch

This chain of custody is a legal document. The client (PSS Client), by signing, or having client's agent sign, this "Chain of Custody Form", agrees to pay for the above requested services per the latest version of the Service Brochure or PSS-provided quotation including any and all attorney's or other reasonable fees if collection becomes necessary.

PHASE SEPARATION SCIENCE

CHAIN OF CUSTODY FORM

All fields must be completed accurately. Shaded sections for lab use only.

www.phaseonline.com ~ info@phaseonline.com

6630 Baltimore National Pike • Suite 103-A • Baltimore, Maryland 21228 • (410) 747-8770 • (800) 932-9047

①

PSS CLIENT: Gannett Fleming, Inc — OFFICE LOCATION: Baltimore

BILL TO (if different): — PHONE #: 443-562-1292

CONTACT: Steve Slatnick — EMAIL: sslatnick@gfnet.com

PROJECT NAME: Chester River Hospital Center — PROJECT #: 67688

SITE LOCATION: Chestertown, MD — P.O. #: 67688

SAMPLER(S): MS / DS — DW CERT #:

PSS Work Order #: 22071424 / 22071432

PAGE 2 OF 3

Matrix Codes: SW=Surface Water DW=Drinking Water GW=Ground Water WW=Waste Water O=Oil S=Soil SOL=Solid A=Air WI=Wipe

②

PSS ID	SAMPLE IDENTIFICATION	DATE SAMPLED	TIME SAMPLED	MATRIX Use Codes	# OF CONTAINERS	SAMPLE TYPE: C=COMPOSITE G=GRAB	8015B (DRO)	3630 (DRO using Silica Gel Cleanup)	8260 (VOCs, fuel oxygenates, & naphthalene)	E300.0 Nitrate
Preservatives Use Codes							6	6	1,6	6
11	MW-50	7/13/22	1525	GW	4	G	X		X	
12	MW-17	7/14/22	0804	GW	5	G	X		X	X
13	MW-15		0851	GW	5	G	X		X	X
14	MW-51		0900	GW	4	G	X	X	X	
15	MW-24		0800	GW	4	G	X		X	
16	MW-52		1100	GW	4	G	X		X	
17	MW-37		1000	GW	4	G	X	X	X	
18	MW-49		0956	GW	4	G	X		X	
19	MW-48		1056	GW	4	G	X		X	
20	MW-33		1310	GW	4	G	X		X	

Preservative Codes: 1 - HCL; 2 - H_2SO_4; 3 - HNO_3; 4 - NaOH; 5 - E624KIT; 6 - ICE; 7 - Sodium Thiosulfate; 8 - Ascorbic Acid; 9 - TerraCore Kit

⑤

Relinquished By:	Date	Time	Received By:
(1)	7/14/22	1447	
(2)	7/14	1700	
(3)			
(4)			

④

Requested TAT (One TAT per COC): ☒ 5-Day ☐ 3-Day ☐ 2-Day ☐ Next Day ☐ Emergency ☐ Other

STATE RESULTS REPORTED TO: ☒ MD ☐ DE ☐ PA ☐ VA ☐ WV ☐ OTHER

COMPLIANCE? ☐ DW ☐ WW

EDD FORMAT TYPE

Ice Present: Pics

Custody Seal: ABS

Coolers: 6 Temp: 3.6-4.1°C

Shipping Carrier: TTE

Special Instructions:

CC: Robert Scrafford & Donald Koch

This chain of custody is a legal document. The client (PSS Client), by signing, or having client's agent sign, this "Chain of Custody Form", agrees to pay for the above requested services per the latest version of the Service Brochure or PSS-provided quotation including any and all attorney's or other reasonable fees if collection becomes necessary.

PHASE SEPARATION SCIENCE

CHAIN OF CUSTODY FORM

All fields must be completed accurately. Shaded sections for lab use only.

www.phaseonline.com ~ info@phaseonline.com

6630 Baltimore National Pike • Suite 103-A • Baltimore, Maryland 21228 • (410) 747-8770 • (800) 932-9047

①

PSS CLIENT: Gannett Fleming, Inc — OFFICE LOCATION: Baltimore

BILL TO (if different): — PHONE #: 443-562-1292

CONTACT: Steve Slatnick — EMAIL: sslatnick@gfnet.com

PROJECT NAME: Chester River Hospital Center — PROJECT #: 67688

SITE LOCATION: Chestertown, MD — P.O. #: 67688

SAMPLER(S): MS/DS — DW CERT #:

PSS Work Order #: 22071424 / 22071432

PAGE 3 OF 3

Matrix Codes: SW=Surface Water DW=Drinking Water GW=Ground Water WW=Waste Water O=Oil S=Soil SOL=Solid A=Air WI=Wipe

②

PSS ID	SAMPLE IDENTIFICATION	DATE SAMPLED	TIME SAMPLED	MATRIX Use Codes	# OF CONTAINERS	SAMPLE TYPE: C=COMPOSITE G=GRAB			8015B (DRO)	3630 (DRO using	Silica Gel Cleanup)	8260 (VOCs,	fuel oxygenates,	& naphthalene)	E300.0 Nitrate			
Preservatives Use Codes									6	6		1,6			6			
21	MW-34	7/14/22	1230	GW	4	G			X			X						
22	MW-9	↓	1240	GW	4	G			X	X		X						
23	MW-43		1335	GW	4	G			X	X		X						
24	MW-35		1350	GW	4	G			X			X						
25	MW-56		1435	GW	4	G			X			X						
26	MW-10R		1430	GW	4	G			X	X		X						
				GW		G												
				GW		G												
				GW		G												
				GW		G												

Analysis/ Method Required ③

Preservative Codes
1 - HCL
2 - H_2SO_4
3 - HNO_3
4 - NaOH
5 - E624KIT
6 - ICE
7 - Sodium Thiosulfate
8 - Ascorbic Acid
9 - TerraCore Kit

⑤

Relinquished By:	Date	Time	Received By:
(1)	7/14/22	1447	
(2)	7/14/22	1700	
(3)			
(4)			

④

Requested TAT (One TAT per COC): ☒ 5-Day ☐ 3-Day ☐ 2-Day ☐ Next Day ☐ Emergency ☐ Other

STATE RESULTS REPORTED TO: ☒ MD ☐ DE ☐ PA ☐ VA ☐ WV ☐ OTHER

COMPLIANCE? ☐ DW ☐ WW

EDD FORMAT TYPE

Ice Present: Yes

Custody Seal: Abs

Coolers: 6 Temp: 3.6-4.1°C

Shipping Carrier: TE

Special Instructions:

CC: Robert Scrafford & Donald Koch

This chain of custody is a legal document. The client (PSS Client), by signing, or having client's agent sign, this "Chain of Custody Form", agrees to pay for the above requested services per the latest version of the Service Brochure or PSS-provided quotation including any and all attorney's or other reasonable fees if collection becomes necessary.

PHASE SEPARATION SCIENCE

6630 Baltimore National Pike
Baltimore, MD 21228
410-747-8770
800-932-9047
www.phaseonline.com

Sample Receipt Checklist

Project Name: Chester River Hospital Center
PSS Project No.: 22071432

Client Name	Gannett Fleming, Inc.	**Received By**	Marissa Vertucci
Disposal Date	08/18/2022	**Date Received**	07/14/2022 05:00:00 PM
		Delivered By	Trans Time Express
		Tracking No	Not Applicable
		Logged In By	Marissa Vertucci

Shipping Container(s)

No. of Coolers 6

		Ice	Present
Custody Seal(s) Intact?	N/A	Temp (deg C)	4.1
Seal(s) Signed / Dated?	N/A	Temp Blank Present	No

Documentation

		Sampler Name	MS/DS
COC agrees with sample labels?	Yes	MD DW Cert. No.	N/A
Chain of Custody	Yes		

Sample Container

		Custody Seal(s) Intact?	Not Applicable
Appropriate for Specified Analysis?	Yes	Seal(s) Signed / Dated	Not Applicable
Intact?	Yes		
Labeled and Labels Legible?	Yes		

Holding Time

		Total No. of Samples Received	5
All Samples Received Within Holding Time(s)?	Yes	Total No. of Containers Received	5

Preservation

Total Metals	(pH<2)	N/A
Dissolved Metals, filtered within 15 minutes of collection	(pH<2)	N/A
Orthophosphorus, filtered within 15 minutes of collection		N/A
Cyanides	(pH>12)	N/A
Sulfide	(pH>9)	N/A
TOC, DOC (field filtered), COD, Phenols	(pH<2)	N/A
TOX, TKN, NH3, Total Phos	(pH<2)	N/A
VOC, BTEX (VOA Vials Rcvd Preserved)	(pH<2)	N/A
Do VOA vials have zero headspace?		N/A
624 VOC (Rcvd at least one unpreserved VOA vial)		N/A
524 VOC (Rcvd with trip blanks)	(pH<2)	N/A

Comments: (Any "No" response must be detailed in the comments section below.)

For any improper preservation conditions, list sample ID, preservative added (reagent ID number) below as well as documentation of any client notification as well as client instructions. Samples for pH, chlorine and dissolved oxygen should be analyzed as soon as possible, preferably in the field at the time of sampling. Samples which require thermal preservation shall be considered acceptable when received at a temperature above freezing to 6°C. Samples that are hand delivered on the day that they are collected may not meet these criteria but shall be considered acceptable if there is evidence that the chilling process has begun such as arrival on ice.

Samples Inspected/Checklist Completed By: Marissa Vertucci Date: 07/15/2022

PM Review and Approval: Lynn Jackson Date: 07/15/2022

PHASE
SEPARATION
SCIENCE

6630 Baltimore National Pike
Baltimore, MD 21228
410-747-8770
800-932-9047
www.phaseonline.com

Certificate of Analysis

Project Name: Chester River Hospital Center
PSS Project No.: 22071513

July 22, 2022

Steve Slatnick
Gannett Fleming, Inc.
7133 Rutherford Road, Suite 300
Baltimore, MD 21244

Reference: PSS Project No: **22071513**
Project Name: Chester River Hospital Center
Project Location: Chestertown, MD
Project ID.: 67688

Dear Steve Slatnick:

This report includes the analytical results from the analyses performed on the samples received under the project name referenced above and identified with the Phase Separation Science (PSS) Project number(s) **22071513**.

All work reported herein has been performed in accordance with current NELAP standards, referenced methodologies, PSS Standard Operating Procedures and the PSS Quality Assurance Manual unless otherwise noted in the Case Narrative Summary. PSS is limited in liability to the actual cost of the sample analysis done.

PSS reserves the right to return any unused samples, extracts or related solutions. Otherwise, the samples are scheduled for disposal, without any further notice, on August 19, 2022, with the exception of air canisters which are cleaned immediately following analysis. This includes any samples that were received with a request to be held but lacked a specific hold period. It is your responsibility to provide a written request defining a specific disposal date if additional storage is required. Upon receipt, the request will be acknowledged by PSS, thus extending the storage period.

This report shall not be reproduced except in full, without the written approval of an authorized PSS representative. A copy of this report will be retained by PSS for at least 5 years, after which time it will be disposed of without further notice, unless prior arrangements have been made.

We thank you for selecting Phase Separation Science, Inc. to serve your analytical needs. If you have any questions concerning this report, do not hesitate to contact us at 410-747-8770 or info@phaseonline.com.

Sincerely,

Dan Prucnal
Laboratory Manager

PHASE SEPARATION SCIENCE

6630 Baltimore National Pike
Baltimore, MD 21228
410-747-8770
800-932-9047
www.phaseonline.com

Explanation of Qualifiers

Project Name: Chester River Hospital Center
PSS Project No.: 22071513

Project ID: 67688

The following samples were received under chain of custody by Phase Separation Science (PSS) on 07/15/2022 at 01:05 pm

PSS Sample ID	Sample ID	Matrix	Date/Time Collected
22071513-001	MW-11	GROUND WATER	07/14/22 15:30
22071513-002	MW-20	GROUND WATER	07/14/22 15:15
22071513-003	MW-45	GROUND WATER	07/15/22 07:10
22071513-004	MW-19	GROUND WATER	07/15/22 08:07
22071513-005	MW-54	GROUND WATER	07/15/22 08:42
22071513-006	MW-46	GROUND WATER	07/15/22 08:40
22071513-007	MW-13	GROUND WATER	07/15/22 08:00
22071513-008	MW-47	GROUND WATER	07/15/22 09:22
22071513-009	MW-14	GROUND WATER	07/15/22 10:07
22071513-010	Trip Blank	WATER	07/15/22 00:00

Please reference the Chain of Custody and Sample Receipt Checklist for specific container counts and preservatives. Any sample conditions not in compliance with sample acceptance criteria are described in Case Narrative Summary.

Notes:

1. The presence of a common laboratory contaminant such as methylene chloride may be considered a possible laboratory artifact. Where observed, appropriate consideration of data should be taken.
2. Unless otherwise noted in the case narrative, results are reported on a dry weight basis with the exception of pH, flashpoint, moisture, and paint filter test.
3. Drinking water samples collected for the purpose of compliance with SDWA may not be suitable for their intended use unless collected by a certified sampler [COMAR 26.08.05.07.C.2].
4. The analyses of 1,2-dibromo-3-chloropropane (DBCP) and 1,2-dibromoethane (EDB) by EPA 524.2 and calcium, magnesium, sodium and iron by EPA 200.8 are not currently promulgated for use in testing to meet the Safe Drinking Water Act and as such cannot be used for compliance purposes. The listings of the current promulgated methods for testing in compliance with the Safe Drinking Water Act can be found in the 40 CFR part 141.1, for the primary drinking water contaminates, and part 141.3, for the secondary drinking water contaminates.
5. Sample prepared under EPA 3550C with concentrations greater than 20 mg/Kg should employ the microtip extraction procedure if required to meet data quality objectives.
6. The analysis of acrolein by EPA 624 must be analyzed within three days of sampling unless pH is adjusted to 4-5 units [40 CFR part 136.3(e)].
7. Method 180.1, The Determination of Turbidity by Nephelometry, recommends samples over 40 NTU be diluted until the turbidity falls below 40 units. Routine samples over 40 NTU may not be diluted as long as the data quality objectives are not affected.
8. Alkalinity results analyzed by EPA 310.2 that are reported by dilution are estimated and are not in compliance with method requirements.

Standard Flags/Abbreviations:

B	A target analyte or common laboratory contaminant was identified in the method blank. Its presence indicates possible field or laboratory contamination.
C	Results Pending Final Confirmation.
E	The data exceeds the upper calibration limit; therefore, the concentration is reported as estimated.
Fail	The result exceeds the regulatory level for Toxicity Characteristic (TCLP) as cited in 40 CFR 261.24 Table 1.
J	The target analyte was positively identified below the reporting limit but greater than the MDL.
MDL	This is the Laboratory Method Detection Limit which is equivalent to the Limit of Detection (LOD). The LOD is the minimum result, which can be reliably discriminated from a blank with a predetermined confidence level. This value will remain constant across multiple similar instrumentation and among different analysts. An LOD is analyte and matrix specific. instrumentation and among different analysts. An LOD is analyte and matrix specific.
ND	Not Detected at or above the reporting limit.
RL	PSS Reporting Limit.
U	Not detected.

PHASE
SEPARATION
SCIENCE

6630 Baltimore National Pike
Baltimore, MD 21228
410-747-8770
800-932-9047
www.phaseonline.com

Explanation of Qualifiers

Project Name: Chester River Hospital Center

PSS Project No.: 22071513

Certifications:

NELAP Certifications: PA 68-03330, VA 460156
State Certifications: MD 179, WV 303
Regulated Soil Permit: P330-12-00268
NSWC USCG Accepted Laboratory
LDBE MWAA LD1997-0041-2015

PHASE SEPARATION SCIENCE

6630 Baltimore National Pike
Baltimore, MD 21228
410-747-8770
800-932-9047
www.phaseonline.com

Certificate of Analysis

Project Name: Chester River Hospital Center
PSS Project No.: 22071513

Sample ID: MW-11 **Date/Time Sampled: 07/14/2022 15:30** **PSS Sample ID: 22071513-001**
Matrix: GROUND WATER **Date/Time Received: 07/15/2022 13:05**

Total Petroleum Hydrocarbons - DRO Analytical Method: SW-846 8015C DRO Preparation Method: SW3510C

	Result	Units	RL	Flag	Dil	Prepared	Analyzed	Analyst
TPH-DRO (Diesel Range Organics)	ND	mg/L	0.10		1	07/16/22	07/16/22 18:49	1070
Surrogate(s)	***Recovery***		***Limits***					
o-Terphenyl	*104*	*%*	*52-100*	*	*1*	*07/16/22*	*07/16/22 18:49*	*1070*

TCL Volatiles plus Oxygenates Analytical Method: SW-846 8260 D Preparation Method: SW5030B

Qualifier(s): See Batch 195676 on Case Narrative.

	Result	Units	RL	Flag	Dil	Prepared	Analyzed	Analyst
Acetone	ND	ug/L	5.0		1	07/19/22	07/19/22 14:36	1011
tert-Amyl alcohol	ND	ug/L	5.0		1	07/19/22	07/19/22 14:36	1011
tert-Amyl ethyl ether	ND	ug/L	1.0		1	07/19/22	07/19/22 14:36	1011
tert-Amyl methyl ether	ND	ug/L	1.0		1	07/19/22	07/19/22 14:36	1011
Benzene	ND	ug/L	1.0		1	07/19/22	07/19/22 14:36	1011
Bromochloromethane	ND	ug/L	1.0		1	07/19/22	07/19/22 14:36	1011
Bromodichloromethane	ND	ug/L	1.0		1	07/19/22	07/19/22 14:36	1011
Bromoform	ND	ug/L	1.0		1	07/19/22	07/19/22 14:36	1011
Bromomethane	ND	ug/L	1.0		1	07/19/22	07/19/22 14:36	1011
tert-Butyl alcohol	ND	ug/L	5.0		1	07/19/22	07/19/22 14:36	1011
2-Butanone (MEK)	ND	ug/L	5.0		1	07/19/22	07/19/22 14:36	1011
tert-Butyl ethyl ether	ND	ug/L	1.0		1	07/19/22	07/19/22 14:36	1011
Carbon Disulfide	ND	ug/L	1.0		1	07/19/22	07/19/22 14:36	1011
Carbon tetrachloride	ND	ug/L	1.0		1	07/19/22	07/19/22 14:36	1011
Chlorobenzene	ND	ug/L	1.0		1	07/19/22	07/19/22 14:36	1011
Chloroethane	ND	ug/L	1.0		1	07/19/22	07/19/22 14:36	1011
Chloroform	ND	ug/L	1.0		1	07/19/22	07/19/22 14:36	1011
Chloromethane	ND	ug/L	1.0		1	07/19/22	07/19/22 14:36	1011
Cyclohexane	ND	ug/L	1.0		1	07/19/22	07/19/22 14:36	1011
1,2-Dibromo-3-chloropropane	ND	ug/L	1.0		1	07/19/22	07/19/22 14:36	1011
Dibromochloromethane	ND	ug/L	1.0		1	07/19/22	07/19/22 14:36	1011
1,2-Dibromoethane	ND	ug/L	1.0		1	07/19/22	07/19/22 14:36	1011
1,2-Dichlorobenzene	ND	ug/L	1.0		1	07/19/22	07/19/22 14:36	1011
1,3-Dichlorobenzene	ND	ug/L	1.0		1	07/19/22	07/19/22 14:36	1011
Dichlorodifluoromethane	ND	ug/L	1.0		1	07/19/22	07/19/22 14:36	1011
1,4-Dichlorobenzene	ND	ug/L	1.0		1	07/19/22	07/19/22 14:36	1011
1,1-Dichloroethane	ND	ug/L	1.0		1	07/19/22	07/19/22 14:36	1011

PHASE SEPARATION SCIENCE

6630 Baltimore National Pike
Baltimore, MD 21228
410-747-8770
800-932-9047
www.phaseonline.com

Certificate of Analysis

Project Name: Chester River Hospital Center
PSS Project No.: 22071513

Sample ID: MW-11 **Date/Time Sampled: 07/14/2022 15:30** **PSS Sample ID: 22071513-001**
Matrix: GROUND WATER **Date/Time Received: 07/15/2022 13:05**

TCL Volatiles plus Oxygenates Analytical Method: SW-846 8260 D Preparation Method: SW5030B

Qualifier(s): See Batch 195676 on Case Narrative.

	Result	Units	RL	Flag	Dil	Prepared	Analyzed	Analyst
1,2-Dichloroethane	ND	ug/L	1.0		1	07/19/22	07/19/22 14:36	1011
cis-1,2-Dichloroethene	ND	ug/L	1.0		1	07/19/22	07/19/22 14:36	1011
1,1-Dichloroethene	ND	ug/L	1.0		1	07/19/22	07/19/22 14:36	1011
1,2-Dichloropropane	ND	ug/L	1.0		1	07/19/22	07/19/22 14:36	1011
cis-1,3-Dichloropropene	ND	ug/L	1.0		1	07/19/22	07/19/22 14:36	1011
trans-1,3-Dichloropropene	ND	ug/L	1.0		1	07/19/22	07/19/22 14:36	1011
trans-1,2-Dichloroethene	ND	ug/L	1.0		1	07/19/22	07/19/22 14:36	1011
Diisopropyl ether	ND	ug/L	1.0		1	07/19/22	07/19/22 14:36	1011
Ethylbenzene	ND	ug/L	1.0		1	07/19/22	07/19/22 14:36	1011
2-Hexanone (MBK)	ND	ug/L	5.0		1	07/19/22	07/19/22 14:36	1011
Isopropylbenzene	ND	ug/L	1.0		1	07/19/22	07/19/22 14:36	1011
Methyl Acetate	ND	ug/L	1.0		1	07/19/22	07/19/22 14:36	1011
Methylcyclohexane	ND	ug/L	1.0		1	07/19/22	07/19/22 14:36	1011
Methylene chloride	ND	ug/L	1.0		1	07/19/22	07/19/22 14:36	1011
4-Methyl-2-Pentanone (MIBK)	ND	ug/L	5.0		1	07/19/22	07/19/22 14:36	1011
Methyl-t-Butyl Ether	ND	ug/L	1.0		1	07/19/22	07/19/22 14:36	1011
Naphthalene	ND	ug/L	1.0		1	07/19/22	07/19/22 14:36	1011
Styrene	ND	ug/L	1.0		1	07/19/22	07/19/22 14:36	1011
1,1,2,2-Tetrachloroethane	ND	ug/L	1.0		1	07/19/22	07/19/22 14:36	1011
Tetrachloroethene	ND	ug/L	1.0		1	07/19/22	07/19/22 14:36	1011
Toluene	ND	ug/L	1.0		1	07/19/22	07/19/22 14:36	1011
1,2,3-Trichlorobenzene	ND	ug/L	1.0		1	07/19/22	07/19/22 14:36	1011
1,2,4-Trichlorobenzene	ND	ug/L	1.0		1	07/19/22	07/19/22 14:36	1011
1,1,1-Trichloroethane	ND	ug/L	1.0		1	07/19/22	07/19/22 14:36	1011
Trichloroethene	ND	ug/L	1.0		1	07/19/22	07/19/22 14:36	1011
1,1,2-Trichloroethane	ND	ug/L	1.0		1	07/19/22	07/19/22 14:36	1011
Trichlorofluoromethane	ND	ug/L	1.0		1	07/19/22	07/19/22 14:36	1011
1,1,2-Trichlorotrifluoroethane	ND	ug/L	1.0		1	07/19/22	07/19/22 14:36	1011
Vinyl chloride	ND	ug/L	1.0		1	07/19/22	07/19/22 14:36	1011
m&p-Xylene	ND	ug/L	2.0		1	07/19/22	07/19/22 14:36	1011
o-Xylene	ND	ug/L	1.0		1	07/19/22	07/19/22 14:36	1011

Surrogate(s)	*Recovery*		*Limits*				
4-Bromofluorobenzene	*100*	*%*	*88-120*		*1*	*07/19/22*	*07/19/22 14:36*	*1011*
Dibromofluoromethane	*101*	*%*	*92-107*		*1*	*07/19/22*	*07/19/22 14:36*	*1011*
Toluene-D8	*101*	*%*	*95-106*		*1*	*07/19/22*	*07/19/22 14:36*	*1011*

PHASE SEPARATION SCIENCE

6630 Baltimore National Pike
Baltimore, MD 21228
410-747-8770
800-932-9047
www.phaseonline.com

Certificate of Analysis

Project Name: Chester River Hospital Center
PSS Project No.: 22071513

Sample ID: MW-20 **Date/Time Sampled: 07/14/2022 15:15** **PSS Sample ID: 22071513-002**
Matrix: GROUND WATER **Date/Time Received: 07/15/2022 13:05**

Total Petroleum Hydrocarbons - DRO Analytical Method: SW-846 8015C DRO Preparation Method: SW3510C

	Result	Units	RL	Flag	Dil	Prepared	Analyzed	Analyst
TPH-DRO (Diesel Range Organics)	**1.3**	mg/L	0.10		1	07/16/22	07/16/22 19:13	1070
Surrogate(s)	***Recovery***		***Limits***					
o-Terphenyl	*89*	*%*	*52-100*		*1*	*07/16/22*	*07/16/22 19:13*	*1070*

TCL Volatiles plus Oxygenates Analytical Method: SW-846 8260 D Preparation Method: SW5030B

Qualifier(s): See Batch 195676 on Case Narrative.

	Result	Units	RL	Flag	Dil	Prepared	Analyzed	Analyst
Acetone	ND	ug/L	5.0		1	07/19/22	07/19/22 14:59	1011
tert-Amyl alcohol	ND	ug/L	5.0		1	07/19/22	07/19/22 14:59	1011
tert-Amyl ethyl ether	ND	ug/L	1.0		1	07/19/22	07/19/22 14:59	1011
tert-Amyl methyl ether	ND	ug/L	1.0		1	07/19/22	07/19/22 14:59	1011
Benzene	ND	ug/L	1.0		1	07/19/22	07/19/22 14:59	1011
Bromochloromethane	ND	ug/L	1.0		1	07/19/22	07/19/22 14:59	1011
Bromodichloromethane	ND	ug/L	1.0		1	07/19/22	07/19/22 14:59	1011
Bromoform	ND	ug/L	1.0		1	07/19/22	07/19/22 14:59	1011
Bromomethane	ND	ug/L	1.0		1	07/19/22	07/19/22 14:59	1011
tert-Butyl alcohol	ND	ug/L	5.0		1	07/19/22	07/19/22 14:59	1011
2-Butanone (MEK)	ND	ug/L	5.0		1	07/19/22	07/19/22 14:59	1011
tert-Butyl ethyl ether	ND	ug/L	1.0		1	07/19/22	07/19/22 14:59	1011
Carbon Disulfide	ND	ug/L	1.0		1	07/19/22	07/19/22 14:59	1011
Carbon tetrachloride	ND	ug/L	1.0		1	07/19/22	07/19/22 14:59	1011
Chlorobenzene	ND	ug/L	1.0		1	07/19/22	07/19/22 14:59	1011
Chloroethane	ND	ug/L	1.0		1	07/19/22	07/19/22 14:59	1011
Chloroform	ND	ug/L	1.0		1	07/19/22	07/19/22 14:59	1011
Chloromethane	ND	ug/L	1.0		1	07/19/22	07/19/22 14:59	1011
Cyclohexane	ND	ug/L	1.0		1	07/19/22	07/19/22 14:59	1011
1,2-Dibromo-3-chloropropane	ND	ug/L	1.0		1	07/19/22	07/19/22 14:59	1011
Dibromochloromethane	ND	ug/L	1.0		1	07/19/22	07/19/22 14:59	1011
1,2-Dibromoethane	ND	ug/L	1.0		1	07/19/22	07/19/22 14:59	1011
1,2-Dichlorobenzene	ND	ug/L	1.0		1	07/19/22	07/19/22 14:59	1011
1,3-Dichlorobenzene	ND	ug/L	1.0		1	07/19/22	07/19/22 14:59	1011
Dichlorodifluoromethane	ND	ug/L	1.0		1	07/19/22	07/19/22 14:59	1011
1,4-Dichlorobenzene	ND	ug/L	1.0		1	07/19/22	07/19/22 14:59	1011
1,1-Dichloroethane	ND	ug/L	1.0		1	07/19/22	07/19/22 14:59	1011

PHASE SEPARATION SCIENCE

6630 Baltimore National Pike
Baltimore, MD 21228
410-747-8770
800-932-9047
www.phaseonline.com

Certificate of Analysis

Project Name: Chester River Hospital Center
PSS Project No.: 22071513

Sample ID: MW-20 **Date/Time Sampled: 07/14/2022 15:15** **PSS Sample ID: 22071513-002**
Matrix: GROUND WATER **Date/Time Received: 07/15/2022 13:05**

TCL Volatiles plus Oxygenates Analytical Method: SW-846 8260 D Preparation Method: SW5030B

Qualifier(s): See Batch 195676 on Case Narrative.

	Result	Units	RL	Flag	Dil	Prepared	Analyzed	Analyst
1,2-Dichloroethane	ND	ug/L	1.0		1	07/19/22	07/19/22 14:59	1011
cis-1,2-Dichloroethene	ND	ug/L	1.0		1	07/19/22	07/19/22 14:59	1011
1,1-Dichloroethene	ND	ug/L	1.0		1	07/19/22	07/19/22 14:59	1011
1,2-Dichloropropane	ND	ug/L	1.0		1	07/19/22	07/19/22 14:59	1011
cis-1,3-Dichloropropene	ND	ug/L	1.0		1	07/19/22	07/19/22 14:59	1011
trans-1,3-Dichloropropene	ND	ug/L	1.0		1	07/19/22	07/19/22 14:59	1011
trans-1,2-Dichloroethene	ND	ug/L	1.0		1	07/19/22	07/19/22 14:59	1011
Diisopropyl ether	ND	ug/L	1.0		1	07/19/22	07/19/22 14:59	1011
Ethylbenzene	ND	ug/L	1.0		1	07/19/22	07/19/22 14:59	1011
2-Hexanone (MBK)	ND	ug/L	5.0		1	07/19/22	07/19/22 14:59	1011
Isopropylbenzene	ND	ug/L	1.0		1	07/19/22	07/19/22 14:59	1011
Methyl Acetate	ND	ug/L	1.0		1	07/19/22	07/19/22 14:59	1011
Methylcyclohexane	ND	ug/L	1.0		1	07/19/22	07/19/22 14:59	1011
Methylene chloride	ND	ug/L	1.0		1	07/19/22	07/19/22 14:59	1011
4-Methyl-2-Pentanone (MIBK)	ND	ug/L	5.0		1	07/19/22	07/19/22 14:59	1011
Methyl-t-Butyl Ether	ND	ug/L	1.0		1	07/19/22	07/19/22 14:59	1011
Naphthalene	ND	ug/L	1.0		1	07/19/22	07/19/22 14:59	1011
Styrene	ND	ug/L	1.0		1	07/19/22	07/19/22 14:59	1011
1,1,2,2-Tetrachloroethane	ND	ug/L	1.0		1	07/19/22	07/19/22 14:59	1011
Tetrachloroethene	ND	ug/L	1.0		1	07/19/22	07/19/22 14:59	1011
Toluene	ND	ug/L	1.0		1	07/19/22	07/19/22 14:59	1011
1,2,3-Trichlorobenzene	ND	ug/L	1.0		1	07/19/22	07/19/22 14:59	1011
1,2,4-Trichlorobenzene	ND	ug/L	1.0		1	07/19/22	07/19/22 14:59	1011
1,1,1-Trichloroethane	ND	ug/L	1.0		1	07/19/22	07/19/22 14:59	1011
Trichloroethene	ND	ug/L	1.0		1	07/19/22	07/19/22 14:59	1011
1,1,2-Trichloroethane	ND	ug/L	1.0		1	07/19/22	07/19/22 14:59	1011
Trichlorofluoromethane	ND	ug/L	1.0		1	07/19/22	07/19/22 14:59	1011
1,1,2-Trichlorotrifluoroethane	ND	ug/L	1.0		1	07/19/22	07/19/22 14:59	1011
Vinyl chloride	ND	ug/L	1.0		1	07/19/22	07/19/22 14:59	1011
m&p-Xylene	ND	ug/L	2.0		1	07/19/22	07/19/22 14:59	1011
o-Xylene	ND	ug/L	1.0		1	07/19/22	07/19/22 14:59	1011

Surrogate(s)	*Recovery*		*Limits*				
4-Bromofluorobenzene	*103*	*%*	*88-120*	*1*	*07/19/22*	*07/19/22 14:59*	*1011*
Dibromofluoromethane	*101*	*%*	*92-107*	*1*	*07/19/22*	*07/19/22 14:59*	*1011*
Toluene-D8	*101*	*%*	*95-106*	*1*	*07/19/22*	*07/19/22 14:59*	*1011*

PHASE SEPARATION SCIENCE

6630 Baltimore National Pike
Baltimore, MD 21228
410-747-8770
800-932-9047
www.phaseonline.com

Certificate of Analysis

Project Name: Chester River Hospital Center
PSS Project No.: 22071513

Sample ID: MW-45 **Date/Time Sampled: 07/15/2022 07:10** **PSS Sample ID: 22071513-003**
Matrix: GROUND WATER **Date/Time Received: 07/15/2022 13:05**

Total Petroleum Hydrocarbons - DRO Analytical Method: SW-846 8015C DRO Preparation Method: SW3510C

	Result	Units	RL	Flag	Dil	Prepared	Analyzed	Analyst
TPH-DRO (Diesel Range Organics)	**0.85**	mg/L	0.10		1	07/16/22	07/16/22 21:15	1070
Surrogate(s)	***Recovery***		***Limits***					
o-Terphenyl	*83*	*%*	*52-100*		*1*	*07/16/22*	*07/16/22 21:15*	*1070*

TCL Volatiles plus Oxygenates Analytical Method: SW-846 8260 D Preparation Method: SW5030B

Qualifier(s): See Batch 195676 on Case Narrative.

	Result	Units	RL	Flag	Dil	Prepared	Analyzed	Analyst
Acetone	ND	ug/L	5.0		1	07/19/22	07/19/22 15:21	1011
tert-Amyl alcohol	ND	ug/L	5.0		1	07/19/22	07/19/22 15:21	1011
tert-Amyl ethyl ether	ND	ug/L	1.0		1	07/19/22	07/19/22 15:21	1011
tert-Amyl methyl ether	ND	ug/L	1.0		1	07/19/22	07/19/22 15:21	1011
Benzene	ND	ug/L	1.0		1	07/19/22	07/19/22 15:21	1011
Bromochloromethane	ND	ug/L	1.0		1	07/19/22	07/19/22 15:21	1011
Bromodichloromethane	ND	ug/L	1.0		1	07/19/22	07/19/22 15:21	1011
Bromoform	ND	ug/L	1.0		1	07/19/22	07/19/22 15:21	1011
Bromomethane	ND	ug/L	1.0		1	07/19/22	07/19/22 15:21	1011
tert-Butyl alcohol	ND	ug/L	5.0		1	07/19/22	07/19/22 15:21	1011
2-Butanone (MEK)	ND	ug/L	5.0		1	07/19/22	07/19/22 15:21	1011
tert-Butyl ethyl ether	ND	ug/L	1.0		1	07/19/22	07/19/22 15:21	1011
Carbon Disulfide	ND	ug/L	1.0		1	07/19/22	07/19/22 15:21	1011
Carbon tetrachloride	ND	ug/L	1.0		1	07/19/22	07/19/22 15:21	1011
Chlorobenzene	ND	ug/L	1.0		1	07/19/22	07/19/22 15:21	1011
Chloroethane	ND	ug/L	1.0		1	07/19/22	07/19/22 15:21	1011
Chloroform	ND	ug/L	1.0		1	07/19/22	07/19/22 15:21	1011
Chloromethane	ND	ug/L	1.0		1	07/19/22	07/19/22 15:21	1011
Cyclohexane	ND	ug/L	1.0		1	07/19/22	07/19/22 15:21	1011
1,2-Dibromo-3-chloropropane	ND	ug/L	1.0		1	07/19/22	07/19/22 15:21	1011
Dibromochloromethane	ND	ug/L	1.0		1	07/19/22	07/19/22 15:21	1011
1,2-Dibromoethane	ND	ug/L	1.0		1	07/19/22	07/19/22 15:21	1011
1,2-Dichlorobenzene	ND	ug/L	1.0		1	07/19/22	07/19/22 15:21	1011
1,3-Dichlorobenzene	ND	ug/L	1.0		1	07/19/22	07/19/22 15:21	1011
Dichlorodifluoromethane	ND	ug/L	1.0		1	07/19/22	07/19/22 15:21	1011
1,4-Dichlorobenzene	ND	ug/L	1.0		1	07/19/22	07/19/22 15:21	1011
1,1-Dichloroethane	ND	ug/L	1.0		1	07/19/22	07/19/22 15:21	1011

PHASE SEPARATION SCIENCE

6630 Baltimore National Pike
Baltimore, MD 21228
410-747-8770
800-932-9047
www.phaseonline.com

Certificate of Analysis

Project Name: Chester River Hospital Center
PSS Project No.: 22071513

Sample ID: MW-45 **Date/Time Sampled: 07/15/2022 07:10** **PSS Sample ID: 22071513-003**
Matrix: GROUND WATER **Date/Time Received: 07/15/2022 13:05**

TCL Volatiles plus Oxygenates Analytical Method: SW-846 8260 D Preparation Method: SW5030B

Qualifier(s): See Batch 195676 on Case Narrative.

	Result	Units	RL	Flag	Dil	Prepared	Analyzed	Analyst
1,2-Dichloroethane	ND	ug/L	1.0		1	07/19/22	07/19/22 15:21	1011
cis-1,2-Dichloroethene	ND	ug/L	1.0		1	07/19/22	07/19/22 15:21	1011
1,1-Dichloroethene	ND	ug/L	1.0		1	07/19/22	07/19/22 15:21	1011
1,2-Dichloropropane	ND	ug/L	1.0		1	07/19/22	07/19/22 15:21	1011
cis-1,3-Dichloropropene	ND	ug/L	1.0		1	07/19/22	07/19/22 15:21	1011
trans-1,3-Dichloropropene	ND	ug/L	1.0		1	07/19/22	07/19/22 15:21	1011
trans-1,2-Dichloroethene	ND	ug/L	1.0		1	07/19/22	07/19/22 15:21	1011
Diisopropyl ether	ND	ug/L	1.0		1	07/19/22	07/19/22 15:21	1011
Ethylbenzene	ND	ug/L	1.0		1	07/19/22	07/19/22 15:21	1011
2-Hexanone (MBK)	ND	ug/L	5.0		1	07/19/22	07/19/22 15:21	1011
Isopropylbenzene	ND	ug/L	1.0		1	07/19/22	07/19/22 15:21	1011
Methyl Acetate	ND	ug/L	1.0		1	07/19/22	07/19/22 15:21	1011
Methylcyclohexane	ND	ug/L	1.0		1	07/19/22	07/19/22 15:21	1011
Methylene chloride	ND	ug/L	1.0		1	07/19/22	07/19/22 15:21	1011
4-Methyl-2-Pentanone (MIBK)	ND	ug/L	5.0		1	07/19/22	07/19/22 15:21	1011
Methyl-t-Butyl Ether	ND	ug/L	1.0		1	07/19/22	07/19/22 15:21	1011
Naphthalene	ND	ug/L	1.0		1	07/19/22	07/19/22 15:21	1011
Styrene	ND	ug/L	1.0		1	07/19/22	07/19/22 15:21	1011
1,1,2,2-Tetrachloroethane	ND	ug/L	1.0		1	07/19/22	07/19/22 15:21	1011
Tetrachloroethene	ND	ug/L	1.0		1	07/19/22	07/19/22 15:21	1011
Toluene	ND	ug/L	1.0		1	07/19/22	07/19/22 15:21	1011
1,2,3-Trichlorobenzene	ND	ug/L	1.0		1	07/19/22	07/19/22 15:21	1011
1,2,4-Trichlorobenzene	ND	ug/L	1.0		1	07/19/22	07/19/22 15:21	1011
1,1,1-Trichloroethane	ND	ug/L	1.0		1	07/19/22	07/19/22 15:21	1011
Trichloroethene	ND	ug/L	1.0		1	07/19/22	07/19/22 15:21	1011
1,1,2-Trichloroethane	ND	ug/L	1.0		1	07/19/22	07/19/22 15:21	1011
Trichlorofluoromethane	ND	ug/L	1.0		1	07/19/22	07/19/22 15:21	1011
1,1,2-Trichlorotrifluoroethane	ND	ug/L	1.0		1	07/19/22	07/19/22 15:21	1011
Vinyl chloride	ND	ug/L	1.0		1	07/19/22	07/19/22 15:21	1011
m&p-Xylene	ND	ug/L	2.0		1	07/19/22	07/19/22 15:21	1011
o-Xylene	ND	ug/L	1.0		1	07/19/22	07/19/22 15:21	1011

Surrogate(s)	*Recovery*		*Limits*				
4-Bromofluorobenzene	*101*	*%*	*88-120*		*1*	*07/19/22*	*07/19/22 15:21*	*1011*
Dibromofluoromethane	*100*	*%*	*92-107*		*1*	*07/19/22*	*07/19/22 15:21*	*1011*
Toluene-D8	*101*	*%*	*95-106*		*1*	*07/19/22*	*07/19/22 15:21*	*1011*

PHASE SEPARATION SCIENCE

6630 Baltimore National Pike
Baltimore, MD 21228
410-747-8770
800-932-9047
www.phaseonline.com

Certificate of Analysis

Project Name: Chester River Hospital Center
PSS Project No.: 22071513

Sample ID: MW-19 **Date/Time Sampled: 07/15/2022 08:07** **PSS Sample ID: 22071513-004**
Matrix: GROUND WATER **Date/Time Received: 07/15/2022 13:05**

Total Petroleum Hydrocarbons - DRO Analytical Method: SW-846 8015C DRO Preparation Method: SW3510C

	Result	Units	RL	Flag	Dil	Prepared	Analyzed	Analyst
TPH-DRO (Diesel Range Organics)	ND	mg/L	0.10		1	07/16/22	07/16/22 19:38	1070
Surrogate(s)	***Recovery***		***Limits***					
o-Terphenyl	*81*	*%*	*52-100*		*1*	*07/16/22*	*07/16/22 19:38*	*1070*

TCL Volatiles plus Oxygenates Analytical Method: SW-846 8260 D Preparation Method: SW5030B

Qualifier(s): See Batch 195676 on Case Narrative.

	Result	Units	RL	Flag	Dil	Prepared	Analyzed	Analyst
Acetone	ND	ug/L	5.0		1	07/19/22	07/19/22 15:44	1011
tert-Amyl alcohol	ND	ug/L	5.0		1	07/19/22	07/19/22 15:44	1011
tert-Amyl ethyl ether	ND	ug/L	1.0		1	07/19/22	07/19/22 15:44	1011
tert-Amyl methyl ether	ND	ug/L	1.0		1	07/19/22	07/19/22 15:44	1011
Benzene	ND	ug/L	1.0		1	07/19/22	07/19/22 15:44	1011
Bromochloromethane	ND	ug/L	1.0		1	07/19/22	07/19/22 15:44	1011
Bromodichloromethane	ND	ug/L	1.0		1	07/19/22	07/19/22 15:44	1011
Bromoform	ND	ug/L	1.0		1	07/19/22	07/19/22 15:44	1011
Bromomethane	ND	ug/L	1.0		1	07/19/22	07/19/22 15:44	1011
tert-Butyl alcohol	ND	ug/L	5.0		1	07/19/22	07/19/22 15:44	1011
2-Butanone (MEK)	ND	ug/L	5.0		1	07/19/22	07/19/22 15:44	1011
tert-Butyl ethyl ether	ND	ug/L	1.0		1	07/19/22	07/19/22 15:44	1011
Carbon Disulfide	ND	ug/L	1.0		1	07/19/22	07/19/22 15:44	1011
Carbon tetrachloride	ND	ug/L	1.0		1	07/19/22	07/19/22 15:44	1011
Chlorobenzene	ND	ug/L	1.0		1	07/19/22	07/19/22 15:44	1011
Chloroethane	ND	ug/L	1.0		1	07/19/22	07/19/22 15:44	1011
Chloroform	ND	ug/L	1.0		1	07/19/22	07/19/22 15:44	1011
Chloromethane	ND	ug/L	1.0		1	07/19/22	07/19/22 15:44	1011
Cyclohexane	ND	ug/L	1.0		1	07/19/22	07/19/22 15:44	1011
1,2-Dibromo-3-chloropropane	ND	ug/L	1.0		1	07/19/22	07/19/22 15:44	1011
Dibromochloromethane	ND	ug/L	1.0		1	07/19/22	07/19/22 15:44	1011
1,2-Dibromoethane	ND	ug/L	1.0		1	07/19/22	07/19/22 15:44	1011
1,2-Dichlorobenzene	ND	ug/L	1.0		1	07/19/22	07/19/22 15:44	1011
1,3-Dichlorobenzene	ND	ug/L	1.0		1	07/19/22	07/19/22 15:44	1011
Dichlorodifluoromethane	ND	ug/L	1.0		1	07/19/22	07/19/22 15:44	1011
1,4-Dichlorobenzene	ND	ug/L	1.0		1	07/19/22	07/19/22 15:44	1011
1,1-Dichloroethane	ND	ug/L	1.0		1	07/19/22	07/19/22 15:44	1011

PHASE SEPARATION SCIENCE

6630 Baltimore National Pike
Baltimore, MD 21228
410-747-8770
800-932-9047
www.phaseonline.com

Certificate of Analysis

Project Name: Chester River Hospital Center
PSS Project No.: 22071513

Sample ID: MW-19 **Date/Time Sampled: 07/15/2022 08:07** **PSS Sample ID: 22071513-004**
Matrix: GROUND WATER **Date/Time Received: 07/15/2022 13:05**

TCL Volatiles plus Oxygenates Analytical Method: SW-846 8260 D Preparation Method: SW5030B

Qualifier(s): See Batch 195676 on Case Narrative.

	Result	Units	RL	Flag	Dil	Prepared	Analyzed	Analyst
1,2-Dichloroethane	ND	ug/L	1.0		1	07/19/22	07/19/22 15:44	1011
cis-1,2-Dichloroethene	ND	ug/L	1.0		1	07/19/22	07/19/22 15:44	1011
1,1-Dichloroethene	ND	ug/L	1.0		1	07/19/22	07/19/22 15:44	1011
1,2-Dichloropropane	ND	ug/L	1.0		1	07/19/22	07/19/22 15:44	1011
cis-1,3-Dichloropropene	ND	ug/L	1.0		1	07/19/22	07/19/22 15:44	1011
trans-1,3-Dichloropropene	ND	ug/L	1.0		1	07/19/22	07/19/22 15:44	1011
trans-1,2-Dichloroethene	ND	ug/L	1.0		1	07/19/22	07/19/22 15:44	1011
Diisopropyl ether	ND	ug/L	1.0		1	07/19/22	07/19/22 15:44	1011
Ethylbenzene	ND	ug/L	1.0		1	07/19/22	07/19/22 15:44	1011
2-Hexanone (MBK)	ND	ug/L	5.0		1	07/19/22	07/19/22 15:44	1011
Isopropylbenzene	ND	ug/L	1.0		1	07/19/22	07/19/22 15:44	1011
Methyl Acetate	ND	ug/L	1.0		1	07/19/22	07/19/22 15:44	1011
Methylcyclohexane	ND	ug/L	1.0		1	07/19/22	07/19/22 15:44	1011
Methylene chloride	ND	ug/L	1.0		1	07/19/22	07/19/22 15:44	1011
4-Methyl-2-Pentanone (MIBK)	ND	ug/L	5.0		1	07/19/22	07/19/22 15:44	1011
Methyl-t-Butyl Ether	ND	ug/L	1.0		1	07/19/22	07/19/22 15:44	1011
Naphthalene	ND	ug/L	1.0		1	07/19/22	07/19/22 15:44	1011
Styrene	ND	ug/L	1.0		1	07/19/22	07/19/22 15:44	1011
1,1,2,2-Tetrachloroethane	ND	ug/L	1.0		1	07/19/22	07/19/22 15:44	1011
Tetrachloroethene	ND	ug/L	1.0		1	07/19/22	07/19/22 15:44	1011
Toluene	ND	ug/L	1.0		1	07/19/22	07/19/22 15:44	1011
1,2,3-Trichlorobenzene	ND	ug/L	1.0		1	07/19/22	07/19/22 15:44	1011
1,2,4-Trichlorobenzene	ND	ug/L	1.0		1	07/19/22	07/19/22 15:44	1011
1,1,1-Trichloroethane	ND	ug/L	1.0		1	07/19/22	07/19/22 15:44	1011
Trichloroethene	ND	ug/L	1.0		1	07/19/22	07/19/22 15:44	1011
1,1,2-Trichloroethane	ND	ug/L	1.0		1	07/19/22	07/19/22 15:44	1011
Trichlorofluoromethane	ND	ug/L	1.0		1	07/19/22	07/19/22 15:44	1011
1,1,2-Trichlorotrifluoroethane	ND	ug/L	1.0		1	07/19/22	07/19/22 15:44	1011
Vinyl chloride	ND	ug/L	1.0		1	07/19/22	07/19/22 15:44	1011
m&p-Xylene	ND	ug/L	2.0		1	07/19/22	07/19/22 15:44	1011
o-Xylene	ND	ug/L	1.0		1	07/19/22	07/19/22 15:44	1011

Surrogate(s)	*Recovery*		*Limits*				
4-Bromofluorobenzene	*102*	*%*	*88-120*		*1*	*07/19/22*	*07/19/22 15:44*	*1011*
Dibromofluoromethane	*100*	*%*	*92-107*		*1*	*07/19/22*	*07/19/22 15:44*	*1011*
Toluene-D8	*101*	*%*	*95-106*		*1*	*07/19/22*	*07/19/22 15:44*	*1011*

PHASE SEPARATION SCIENCE

6630 Baltimore National Pike
Baltimore, MD 21228
410-747-8770
800-932-9047
www.phaseonline.com

Certificate of Analysis

Project Name: Chester River Hospital Center
PSS Project No.: 22071513

Sample ID: MW-54 **Date/Time Sampled: 07/15/2022 08:42** **PSS Sample ID: 22071513-005**
Matrix: GROUND WATER **Date/Time Received: 07/15/2022 13:05**

Total Petroleum Hydrocarbons - DRO Analytical Method: SW-846 8015C DRO Preparation Method: SW3510C

	Result	Units	RL	Flag	Dil	Prepared	Analyzed	Analyst
TPH-DRO (Diesel Range Organics)	**2.1**	mg/L	0.11		1	07/16/22	07/16/22 21:40	1070
Surrogate(s)	***Recovery***		***Limits***					
o-Terphenyl	*101*	*%*	*52-100*	*	*1*	*07/16/22*	*07/16/22 21:40*	*1070*

TCL Volatiles plus Oxygenates Analytical Method: SW-846 8260 D Preparation Method: SW5030B

Qualifier(s): See Batch 195676 on Case Narrative.

	Result	Units	RL	Flag	Dil	Prepared	Analyzed	Analyst
Acetone	ND	ug/L	5.0		1	07/19/22	07/19/22 16:07	1011
tert-Amyl alcohol	ND	ug/L	5.0		1	07/19/22	07/19/22 16:07	1011
tert-Amyl ethyl ether	ND	ug/L	1.0		1	07/19/22	07/19/22 16:07	1011
tert-Amyl methyl ether	ND	ug/L	1.0		1	07/19/22	07/19/22 16:07	1011
Benzene	ND	ug/L	1.0		1	07/19/22	07/19/22 16:07	1011
Bromochloromethane	ND	ug/L	1.0		1	07/19/22	07/19/22 16:07	1011
Bromodichloromethane	ND	ug/L	1.0		1	07/19/22	07/19/22 16:07	1011
Bromoform	ND	ug/L	1.0		1	07/19/22	07/19/22 16:07	1011
Bromomethane	ND	ug/L	1.0		1	07/19/22	07/19/22 16:07	1011
tert-Butyl alcohol	ND	ug/L	5.0		1	07/19/22	07/19/22 16:07	1011
2-Butanone (MEK)	ND	ug/L	5.0		1	07/19/22	07/19/22 16:07	1011
tert-Butyl ethyl ether	ND	ug/L	1.0		1	07/19/22	07/19/22 16:07	1011
Carbon Disulfide	ND	ug/L	1.0		1	07/19/22	07/19/22 16:07	1011
Carbon tetrachloride	ND	ug/L	1.0		1	07/19/22	07/19/22 16:07	1011
Chlorobenzene	ND	ug/L	1.0		1	07/19/22	07/19/22 16:07	1011
Chloroethane	ND	ug/L	1.0		1	07/19/22	07/19/22 16:07	1011
Chloroform	ND	ug/L	1.0		1	07/19/22	07/19/22 16:07	1011
Chloromethane	ND	ug/L	1.0		1	07/19/22	07/19/22 16:07	1011
Cyclohexane	ND	ug/L	1.0		1	07/19/22	07/19/22 16:07	1011
1,2-Dibromo-3-chloropropane	ND	ug/L	1.0		1	07/19/22	07/19/22 16:07	1011
Dibromochloromethane	ND	ug/L	1.0		1	07/19/22	07/19/22 16:07	1011
1,2-Dibromoethane	ND	ug/L	1.0		1	07/19/22	07/19/22 16:07	1011
1,2-Dichlorobenzene	ND	ug/L	1.0		1	07/19/22	07/19/22 16:07	1011
1,3-Dichlorobenzene	ND	ug/L	1.0		1	07/19/22	07/19/22 16:07	1011
Dichlorodifluoromethane	ND	ug/L	1.0		1	07/19/22	07/19/22 16:07	1011
1,4-Dichlorobenzene	ND	ug/L	1.0		1	07/19/22	07/19/22 16:07	1011
1,1-Dichloroethane	ND	ug/L	1.0		1	07/19/22	07/19/22 16:07	1011

PHASE SEPARATION SCIENCE

6630 Baltimore National Pike
Baltimore, MD 21228
410-747-8770
800-932-9047
www.phaseonline.com

Certificate of Analysis

Project Name: Chester River Hospital Center
PSS Project No.: 22071513

Sample ID: MW-54 **Date/Time Sampled: 07/15/2022 08:42** **PSS Sample ID: 22071513-005**
Matrix: GROUND WATER **Date/Time Received: 07/15/2022 13:05**

TCL Volatiles plus Oxygenates Analytical Method: SW-846 8260 D Preparation Method: SW5030B

Qualifier(s): See Batch 195676 on Case Narrative.

	Result	Units	RL	Flag	Dil	Prepared	Analyzed	Analyst
1,2-Dichloroethane	ND	ug/L	1.0		1	07/19/22	07/19/22 16:07	1011
cis-1,2-Dichloroethene	ND	ug/L	1.0		1	07/19/22	07/19/22 16:07	1011
1,1-Dichloroethene	ND	ug/L	1.0		1	07/19/22	07/19/22 16:07	1011
1,2-Dichloropropane	ND	ug/L	1.0		1	07/19/22	07/19/22 16:07	1011
cis-1,3-Dichloropropene	ND	ug/L	1.0		1	07/19/22	07/19/22 16:07	1011
trans-1,3-Dichloropropene	ND	ug/L	1.0		1	07/19/22	07/19/22 16:07	1011
trans-1,2-Dichloroethene	ND	ug/L	1.0		1	07/19/22	07/19/22 16:07	1011
Diisopropyl ether	ND	ug/L	1.0		1	07/19/22	07/19/22 16:07	1011
Ethylbenzene	ND	ug/L	1.0		1	07/19/22	07/19/22 16:07	1011
2-Hexanone (MBK)	ND	ug/L	5.0		1	07/19/22	07/19/22 16:07	1011
Isopropylbenzene	**1.3**	ug/L	1.0		1	07/19/22	07/19/22 16:07	1011
Methyl Acetate	ND	ug/L	1.0		1	07/19/22	07/19/22 16:07	1011
Methylcyclohexane	ND	ug/L	1.0		1	07/19/22	07/19/22 16:07	1011
Methylene chloride	ND	ug/L	1.0		1	07/19/22	07/19/22 16:07	1011
4-Methyl-2-Pentanone (MIBK)	ND	ug/L	5.0		1	07/19/22	07/19/22 16:07	1011
Methyl-t-Butyl Ether	ND	ug/L	1.0		1	07/19/22	07/19/22 16:07	1011
Naphthalene	ND	ug/L	1.0		1	07/19/22	07/19/22 16:07	1011
Styrene	ND	ug/L	1.0		1	07/19/22	07/19/22 16:07	1011
1,1,2,2-Tetrachloroethane	ND	ug/L	1.0		1	07/19/22	07/19/22 16:07	1011
Tetrachloroethene	ND	ug/L	1.0		1	07/19/22	07/19/22 16:07	1011
Toluene	ND	ug/L	1.0		1	07/19/22	07/19/22 16:07	1011
1,2,3-Trichlorobenzene	ND	ug/L	1.0		1	07/19/22	07/19/22 16:07	1011
1,2,4-Trichlorobenzene	ND	ug/L	1.0		1	07/19/22	07/19/22 16:07	1011
1,1,1-Trichloroethane	ND	ug/L	1.0		1	07/19/22	07/19/22 16:07	1011
Trichloroethene	ND	ug/L	1.0		1	07/19/22	07/19/22 16:07	1011
1,1,2-Trichloroethane	ND	ug/L	1.0		1	07/19/22	07/19/22 16:07	1011
Trichlorofluoromethane	ND	ug/L	1.0		1	07/19/22	07/19/22 16:07	1011
1,1,2-Trichlorotrifluoroethane	ND	ug/L	1.0		1	07/19/22	07/19/22 16:07	1011
Vinyl chloride	ND	ug/L	1.0		1	07/19/22	07/19/22 16:07	1011
m&p-Xylene	ND	ug/L	2.0		1	07/19/22	07/19/22 16:07	1011
o-Xylene	ND	ug/L	1.0		1	07/19/22	07/19/22 16:07	1011

Surrogate(s)	*Recovery*		*Limits*				
4-Bromofluorobenzene	*94*	*%*	*88-120*	*1*	*07/19/22*	*07/19/22 16:07*	*1011*
Dibromofluoromethane	*100*	*%*	*92-107*	*1*	*07/19/22*	*07/19/22 16:07*	*1011*
Toluene-D8	*101*	*%*	*95-106*	*1*	*07/19/22*	*07/19/22 16:07*	*1011*

PHASE SEPARATION SCIENCE

6630 Baltimore National Pike
Baltimore, MD 21228
410-747-8770
800-932-9047
www.phaseonline.com

Certificate of Analysis

Project Name: Chester River Hospital Center
PSS Project No.: 22071513

Sample ID: MW-46 **Date/Time Sampled: 07/15/2022 08:40** **PSS Sample ID: 22071513-006**
Matrix: GROUND WATER **Date/Time Received: 07/15/2022 13:05**

Total Petroleum Hydrocarbons - DRO Analytical Method: SW-846 8015C DRO Preparation Method: SW3510C

	Result	Units	RL	Flag	Dil	Prepared	Analyzed	Analyst
TPH-DRO (Diesel Range Organics)	**1.9**	mg/L	0.11		1	07/16/22	07/16/22 22:04	1070
Surrogate(s)	***Recovery***		***Limits***					
o-Terphenyl	*95*	*%*	*52-100*		*1*	*07/16/22*	*07/16/22 22:04*	*1070*

TCL Volatiles plus Oxygenates Analytical Method: SW-846 8260 D Preparation Method: SW5030B

Qualifier(s): See Batch 195676 on Case Narrative.

	Result	Units	RL	Flag	Dil	Prepared	Analyzed	Analyst
Acetone	ND	ug/L	5.0		1	07/19/22	07/19/22 16:30	1011
tert-Amyl alcohol	ND	ug/L	5.0		1	07/19/22	07/19/22 16:30	1011
tert-Amyl ethyl ether	ND	ug/L	1.0		1	07/19/22	07/19/22 16:30	1011
tert-Amyl methyl ether	ND	ug/L	1.0		1	07/19/22	07/19/22 16:30	1011
Benzene	ND	ug/L	1.0		1	07/19/22	07/19/22 16:30	1011
Bromochloromethane	ND	ug/L	1.0		1	07/19/22	07/19/22 16:30	1011
Bromodichloromethane	ND	ug/L	1.0		1	07/19/22	07/19/22 16:30	1011
Bromoform	ND	ug/L	1.0		1	07/19/22	07/19/22 16:30	1011
Bromomethane	ND	ug/L	1.0		1	07/19/22	07/19/22 16:30	1011
tert-Butyl alcohol	ND	ug/L	5.0		1	07/19/22	07/19/22 16:30	1011
2-Butanone (MEK)	ND	ug/L	5.0		1	07/19/22	07/19/22 16:30	1011
tert-Butyl ethyl ether	ND	ug/L	1.0		1	07/19/22	07/19/22 16:30	1011
Carbon Disulfide	ND	ug/L	1.0		1	07/19/22	07/19/22 16:30	1011
Carbon tetrachloride	ND	ug/L	1.0		1	07/19/22	07/19/22 16:30	1011
Chlorobenzene	ND	ug/L	1.0		1	07/19/22	07/19/22 16:30	1011
Chloroethane	ND	ug/L	1.0		1	07/19/22	07/19/22 16:30	1011
Chloroform	ND	ug/L	1.0		1	07/19/22	07/19/22 16:30	1011
Chloromethane	ND	ug/L	1.0		1	07/19/22	07/19/22 16:30	1011
Cyclohexane	ND	ug/L	1.0		1	07/19/22	07/19/22 16:30	1011
1,2-Dibromo-3-chloropropane	ND	ug/L	1.0		1	07/19/22	07/19/22 16:30	1011
Dibromochloromethane	ND	ug/L	1.0		1	07/19/22	07/19/22 16:30	1011
1,2-Dibromoethane	ND	ug/L	1.0		1	07/19/22	07/19/22 16:30	1011
1,2-Dichlorobenzene	ND	ug/L	1.0		1	07/19/22	07/19/22 16:30	1011
1,3-Dichlorobenzene	ND	ug/L	1.0		1	07/19/22	07/19/22 16:30	1011
Dichlorodifluoromethane	ND	ug/L	1.0		1	07/19/22	07/19/22 16:30	1011
1,4-Dichlorobenzene	ND	ug/L	1.0		1	07/19/22	07/19/22 16:30	1011
1,1-Dichloroethane	ND	ug/L	1.0		1	07/19/22	07/19/22 16:30	1011

PHASE SEPARATION SCIENCE

6630 Baltimore National Pike
Baltimore, MD 21228
410-747-8770
800-932-9047
www.phaseonline.com

Certificate of Analysis

Project Name: Chester River Hospital Center
PSS Project No.: 22071513

Sample ID: MW-46 **Date/Time Sampled: 07/15/2022 08:40** **PSS Sample ID: 22071513-006**
Matrix: GROUND WATER **Date/Time Received: 07/15/2022 13:05**

TCL Volatiles plus Oxygenates Analytical Method: SW-846 8260 D Preparation Method: SW5030B

Qualifier(s): See Batch 195676 on Case Narrative.

	Result	Units	RL	Flag	Dil	Prepared	Analyzed	Analyst
1,2-Dichloroethane	ND	ug/L	1.0		1	07/19/22	07/19/22 16:30	1011
cis-1,2-Dichloroethene	ND	ug/L	1.0		1	07/19/22	07/19/22 16:30	1011
1,1-Dichloroethene	ND	ug/L	1.0		1	07/19/22	07/19/22 16:30	1011
1,2-Dichloropropane	ND	ug/L	1.0		1	07/19/22	07/19/22 16:30	1011
cis-1,3-Dichloropropene	ND	ug/L	1.0		1	07/19/22	07/19/22 16:30	1011
trans-1,3-Dichloropropene	ND	ug/L	1.0		1	07/19/22	07/19/22 16:30	1011
trans-1,2-Dichloroethene	ND	ug/L	1.0		1	07/19/22	07/19/22 16:30	1011
Diisopropyl ether	ND	ug/L	1.0		1	07/19/22	07/19/22 16:30	1011
Ethylbenzene	ND	ug/L	1.0		1	07/19/22	07/19/22 16:30	1011
2-Hexanone (MBK)	ND	ug/L	5.0		1	07/19/22	07/19/22 16:30	1011
Isopropylbenzene	**8.4**	ug/L	1.0		1	07/19/22	07/19/22 16:30	1011
Methyl Acetate	ND	ug/L	1.0		1	07/19/22	07/19/22 16:30	1011
Methylcyclohexane	ND	ug/L	1.0		1	07/19/22	07/19/22 16:30	1011
Methylene chloride	ND	ug/L	1.0		1	07/19/22	07/19/22 16:30	1011
4-Methyl-2-Pentanone (MIBK)	ND	ug/L	5.0		1	07/19/22	07/19/22 16:30	1011
Methyl-t-Butyl Ether	ND	ug/L	1.0		1	07/19/22	07/19/22 16:30	1011
Naphthalene	**11**	ug/L	1.0		1	07/19/22	07/19/22 16:30	1011
Styrene	ND	ug/L	1.0		1	07/19/22	07/19/22 16:30	1011
1,1,2,2-Tetrachloroethane	ND	ug/L	1.0		1	07/19/22	07/19/22 16:30	1011
Tetrachloroethene	ND	ug/L	1.0		1	07/19/22	07/19/22 16:30	1011
Toluene	ND	ug/L	1.0		1	07/19/22	07/19/22 16:30	1011
1,2,3-Trichlorobenzene	ND	ug/L	1.0		1	07/19/22	07/19/22 16:30	1011
1,2,4-Trichlorobenzene	ND	ug/L	1.0		1	07/19/22	07/19/22 16:30	1011
1,1,1-Trichloroethane	ND	ug/L	1.0		1	07/19/22	07/19/22 16:30	1011
Trichloroethene	ND	ug/L	1.0		1	07/19/22	07/19/22 16:30	1011
1,1,2-Trichloroethane	ND	ug/L	1.0		1	07/19/22	07/19/22 16:30	1011
Trichlorofluoromethane	ND	ug/L	1.0		1	07/19/22	07/19/22 16:30	1011
1,1,2-Trichlorotrifluoroethane	ND	ug/L	1.0		1	07/19/22	07/19/22 16:30	1011
Vinyl chloride	ND	ug/L	1.0		1	07/19/22	07/19/22 16:30	1011
m&p-Xylene	ND	ug/L	2.0		1	07/19/22	07/19/22 16:30	1011
o-Xylene	ND	ug/L	1.0		1	07/19/22	07/19/22 16:30	1011

Surrogate(s)	*Recovery*		*Limits*				
4-Bromofluorobenzene	*96*	*%*	*88-120*	*1*	*07/19/22*	*07/19/22 16:30*	*1011*
Dibromofluoromethane	*99*	*%*	*92-107*	*1*	*07/19/22*	*07/19/22 16:30*	*1011*
Toluene-D8	*101*	*%*	*95-106*	*1*	*07/19/22*	*07/19/22 16:30*	*1011*

PHASE SEPARATION SCIENCE

6630 Baltimore National Pike
Baltimore, MD 21228
410-747-8770
800-932-9047
www.phaseonline.com

Certificate of Analysis

Project Name: Chester River Hospital Center
PSS Project No.: 22071513

Sample ID: MW-13 **Date/Time Sampled: 07/15/2022 08:00** **PSS Sample ID: 22071513-007**
Matrix: GROUND WATER **Date/Time Received: 07/15/2022 13:05**

Total Petroleum Hydrocarbons - DRO Analytical Method: SW-846 8015C DRO Preparation Method: SW3510C

	Result	Units	RL	Flag	Dil	Prepared	Analyzed	Analyst
TPH-DRO (Diesel Range Organics)	**2.3**	mg/L	0.10		1	07/16/22	07/16/22 20:02	1070
Surrogate(s)	***Recovery***		***Limits***					
o-Terphenyl	*97*	*%*	*52-100*		*1*	*07/16/22*	*07/16/22 20:02*	*1070*

TCL Volatiles plus Oxygenates Analytical Method: SW-846 8260 D Preparation Method: SW5030B

Qualifier(s): See Batch 195676 on Case Narrative.

	Result	Units	RL	Flag	Dil	Prepared	Analyzed	Analyst
Acetone	ND	ug/L	5.0		1	07/19/22	07/19/22 16:52	1011
tert-Amyl alcohol	ND	ug/L	5.0		1	07/19/22	07/19/22 16:52	1011
tert-Amyl ethyl ether	ND	ug/L	1.0		1	07/19/22	07/19/22 16:52	1011
tert-Amyl methyl ether	ND	ug/L	1.0		1	07/19/22	07/19/22 16:52	1011
Benzene	ND	ug/L	1.0		1	07/19/22	07/19/22 16:52	1011
Bromochloromethane	ND	ug/L	1.0		1	07/19/22	07/19/22 16:52	1011
Bromodichloromethane	ND	ug/L	1.0		1	07/19/22	07/19/22 16:52	1011
Bromoform	ND	ug/L	1.0		1	07/19/22	07/19/22 16:52	1011
Bromomethane	ND	ug/L	1.0		1	07/19/22	07/19/22 16:52	1011
tert-Butyl alcohol	ND	ug/L	5.0		1	07/19/22	07/19/22 16:52	1011
2-Butanone (MEK)	ND	ug/L	5.0		1	07/19/22	07/19/22 16:52	1011
tert-Butyl ethyl ether	ND	ug/L	1.0		1	07/19/22	07/19/22 16:52	1011
Carbon Disulfide	ND	ug/L	1.0		1	07/19/22	07/19/22 16:52	1011
Carbon tetrachloride	ND	ug/L	1.0		1	07/19/22	07/19/22 16:52	1011
Chlorobenzene	ND	ug/L	1.0		1	07/19/22	07/19/22 16:52	1011
Chloroethane	ND	ug/L	1.0		1	07/19/22	07/19/22 16:52	1011
Chloroform	ND	ug/L	1.0		1	07/19/22	07/19/22 16:52	1011
Chloromethane	ND	ug/L	1.0		1	07/19/22	07/19/22 16:52	1011
Cyclohexane	ND	ug/L	1.0		1	07/19/22	07/19/22 16:52	1011
1,2-Dibromo-3-chloropropane	ND	ug/L	1.0		1	07/19/22	07/19/22 16:52	1011
Dibromochloromethane	ND	ug/L	1.0		1	07/19/22	07/19/22 16:52	1011
1,2-Dibromoethane	ND	ug/L	1.0		1	07/19/22	07/19/22 16:52	1011
1,2-Dichlorobenzene	ND	ug/L	1.0		1	07/19/22	07/19/22 16:52	1011
1,3-Dichlorobenzene	ND	ug/L	1.0		1	07/19/22	07/19/22 16:52	1011
Dichlorodifluoromethane	ND	ug/L	1.0		1	07/19/22	07/19/22 16:52	1011
1,4-Dichlorobenzene	ND	ug/L	1.0		1	07/19/22	07/19/22 16:52	1011
1,1-Dichloroethane	ND	ug/L	1.0		1	07/19/22	07/19/22 16:52	1011

PHASE SEPARATION SCIENCE

6630 Baltimore National Pike
Baltimore, MD 21228
410-747-8770
800-932-9047
www.phaseonline.com

Certificate of Analysis

Project Name: Chester River Hospital Center
PSS Project No.: 22071513

Sample ID: MW-13 **Date/Time Sampled: 07/15/2022 08:00** **PSS Sample ID: 22071513-007**
Matrix: GROUND WATER **Date/Time Received: 07/15/2022 13:05**

TCL Volatiles plus Oxygenates Analytical Method: SW-846 8260 D Preparation Method: SW5030B

Qualifier(s): See Batch 195676 on Case Narrative.

	Result	Units	RL	Flag	Dil	Prepared	Analyzed	Analyst
1,2-Dichloroethane	ND	ug/L	1.0		1	07/19/22	07/19/22 16:52	1011
cis-1,2-Dichloroethene	ND	ug/L	1.0		1	07/19/22	07/19/22 16:52	1011
1,1-Dichloroethene	ND	ug/L	1.0		1	07/19/22	07/19/22 16:52	1011
1,2-Dichloropropane	ND	ug/L	1.0		1	07/19/22	07/19/22 16:52	1011
cis-1,3-Dichloropropene	ND	ug/L	1.0		1	07/19/22	07/19/22 16:52	1011
trans-1,3-Dichloropropene	ND	ug/L	1.0		1	07/19/22	07/19/22 16:52	1011
trans-1,2-Dichloroethene	ND	ug/L	1.0		1	07/19/22	07/19/22 16:52	1011
Diisopropyl ether	ND	ug/L	1.0		1	07/19/22	07/19/22 16:52	1011
Ethylbenzene	ND	ug/L	1.0		1	07/19/22	07/19/22 16:52	1011
2-Hexanone (MBK)	ND	ug/L	5.0		1	07/19/22	07/19/22 16:52	1011
Isopropylbenzene	ND	ug/L	1.0		1	07/19/22	07/19/22 16:52	1011
Methyl Acetate	ND	ug/L	1.0		1	07/19/22	07/19/22 16:52	1011
Methylcyclohexane	ND	ug/L	1.0		1	07/19/22	07/19/22 16:52	1011
Methylene chloride	ND	ug/L	1.0		1	07/19/22	07/19/22 16:52	1011
4-Methyl-2-Pentanone (MIBK)	ND	ug/L	5.0		1	07/19/22	07/19/22 16:52	1011
Methyl-t-Butyl Ether	ND	ug/L	1.0		1	07/19/22	07/19/22 16:52	1011
Naphthalene	**1.1**	ug/L	1.0		1	07/19/22	07/19/22 16:52	1011
Styrene	ND	ug/L	1.0		1	07/19/22	07/19/22 16:52	1011
1,1,2,2-Tetrachloroethane	ND	ug/L	1.0		1	07/19/22	07/19/22 16:52	1011
Tetrachloroethene	ND	ug/L	1.0		1	07/19/22	07/19/22 16:52	1011
Toluene	ND	ug/L	1.0		1	07/19/22	07/19/22 16:52	1011
1,2,3-Trichlorobenzene	ND	ug/L	1.0		1	07/19/22	07/19/22 16:52	1011
1,2,4-Trichlorobenzene	ND	ug/L	1.0		1	07/19/22	07/19/22 16:52	1011
1,1,1-Trichloroethane	ND	ug/L	1.0		1	07/19/22	07/19/22 16:52	1011
Trichloroethene	ND	ug/L	1.0		1	07/19/22	07/19/22 16:52	1011
1,1,2-Trichloroethane	ND	ug/L	1.0		1	07/19/22	07/19/22 16:52	1011
Trichlorofluoromethane	ND	ug/L	1.0		1	07/19/22	07/19/22 16:52	1011
1,1,2-Trichlorotrifluoroethane	ND	ug/L	1.0		1	07/19/22	07/19/22 16:52	1011
Vinyl chloride	ND	ug/L	1.0		1	07/19/22	07/19/22 16:52	1011
m&p-Xylene	ND	ug/L	2.0		1	07/19/22	07/19/22 16:52	1011
o-Xylene	ND	ug/L	1.0		1	07/19/22	07/19/22 16:52	1011

Surrogate(s)	*Recovery*		*Limits*				
4-Bromofluorobenzene	*102*	*%*	*88-120*	*1*	*07/19/22*	*07/19/22 16:52*	*1011*
Dibromofluoromethane	*99*	*%*	*92-107*	*1*	*07/19/22*	*07/19/22 16:52*	*1011*
Toluene-D8	*101*	*%*	*95-106*	*1*	*07/19/22*	*07/19/22 16:52*	*1011*

PHASE SEPARATION SCIENCE

6630 Baltimore National Pike
Baltimore, MD 21228
410-747-8770
800-932-9047
www.phaseonline.com

Certificate of Analysis

Project Name: Chester River Hospital Center
PSS Project No.: 22071513

Sample ID: MW-47 **Date/Time Sampled: 07/15/2022 09:22** **PSS Sample ID: 22071513-008**
Matrix: GROUND WATER **Date/Time Received: 07/15/2022 13:05**

Inorganic Anions: Nitrate — Analytical Method: EPA 300.0 — Preparation Method: E300.0P

	Result	Units	RL	Flag	Dil	Prepared	Analyzed	Analyst
Nitrate (as N)	ND	mg/L	0.10		1	07/15/22	07/15/22 14:40	1053

Total Petroleum Hydrocarbons - DRO — Analytical Method: SW-846 8015C DRO — Preparation Method: SW3510C

	Result	Units	RL	Flag	Dil	Prepared	Analyzed	Analyst
TPH-DRO (Diesel Range Organics)	**0.23**	mg/L	0.10		1	07/16/22	07/16/22 20:26	1070
Surrogate(s)	***Recovery***		***Limits***					
o-Terphenyl	*82*	*%*	*52-100*		*1*	*07/16/22*	*07/16/22 20:26*	*1070*

TCL Volatiles plus Oxygenates — Analytical Method: SW-846 8260 D — Preparation Method: SW5030B

Qualifier(s): See Batch 195676 on Case Narrative.

	Result	Units	RL	Flag	Dil	Prepared	Analyzed	Analyst
Acetone	ND	ug/L	5.0		1	07/19/22	07/19/22 17:15	1011
tert-Amyl alcohol	ND	ug/L	5.0		1	07/19/22	07/19/22 17:15	1011
tert-Amyl ethyl ether	ND	ug/L	1.0		1	07/19/22	07/19/22 17:15	1011
tert-Amyl methyl ether	ND	ug/L	1.0		1	07/19/22	07/19/22 17:15	1011
Benzene	ND	ug/L	1.0		1	07/19/22	07/19/22 17:15	1011
Bromochloromethane	ND	ug/L	1.0		1	07/19/22	07/19/22 17:15	1011
Bromodichloromethane	ND	ug/L	1.0		1	07/19/22	07/19/22 17:15	1011
Bromoform	ND	ug/L	1.0		1	07/19/22	07/19/22 17:15	1011
Bromomethane	ND	ug/L	1.0		1	07/19/22	07/19/22 17:15	1011
tert-Butyl alcohol	ND	ug/L	5.0		1	07/19/22	07/19/22 17:15	1011
2-Butanone (MEK)	ND	ug/L	5.0		1	07/19/22	07/19/22 17:15	1011
tert-Butyl ethyl ether	ND	ug/L	1.0		1	07/19/22	07/19/22 17:15	1011
Carbon Disulfide	ND	ug/L	1.0		1	07/19/22	07/19/22 17:15	1011
Carbon tetrachloride	ND	ug/L	1.0		1	07/19/22	07/19/22 17:15	1011
Chlorobenzene	ND	ug/L	1.0		1	07/19/22	07/19/22 17:15	1011
Chloroethane	ND	ug/L	1.0		1	07/19/22	07/19/22 17:15	1011
Chloroform	ND	ug/L	1.0		1	07/19/22	07/19/22 17:15	1011
Chloromethane	ND	ug/L	1.0		1	07/19/22	07/19/22 17:15	1011

PHASE SEPARATION SCIENCE

6630 Baltimore National Pike
Baltimore, MD 21228
410-747-8770
800-932-9047
www.phaseonline.com

Certificate of Analysis

Project Name: Chester River Hospital Center
PSS Project No.: 22071513

Sample ID: MW-47 **Date/Time Sampled: 07/15/2022 09:22** **PSS Sample ID: 22071513-008**
Matrix: GROUND WATER **Date/Time Received: 07/15/2022 13:05**

TCL Volatiles plus Oxygenates Analytical Method: SW-846 8260 D Preparation Method: SW5030B

Qualifier(s): See Batch 195676 on Case Narrative.

	Result	Units	RL	Flag	Dil	Prepared	Analyzed	Analyst
Cyclohexane	ND	ug/L	1.0		1	07/19/22	07/19/22 17:15	1011
1,2-Dibromo-3-chloropropane	ND	ug/L	1.0		1	07/19/22	07/19/22 17:15	1011
Dibromochloromethane	ND	ug/L	1.0		1	07/19/22	07/19/22 17:15	1011
1,2-Dibromoethane	ND	ug/L	1.0		1	07/19/22	07/19/22 17:15	1011
1,2-Dichlorobenzene	ND	ug/L	1.0		1	07/19/22	07/19/22 17:15	1011
1,3-Dichlorobenzene	ND	ug/L	1.0		1	07/19/22	07/19/22 17:15	1011
Dichlorodifluoromethane	ND	ug/L	1.0		1	07/19/22	07/19/22 17:15	1011
1,4-Dichlorobenzene	ND	ug/L	1.0		1	07/19/22	07/19/22 17:15	1011
1,1-Dichloroethane	ND	ug/L	1.0		1	07/19/22	07/19/22 17:15	1011
1,2-Dichloroethane	ND	ug/L	1.0		1	07/19/22	07/19/22 17:15	1011
cis-1,2-Dichloroethene	ND	ug/L	1.0		1	07/19/22	07/19/22 17:15	1011
1,1-Dichloroethene	ND	ug/L	1.0		1	07/19/22	07/19/22 17:15	1011
1,2-Dichloropropane	ND	ug/L	1.0		1	07/19/22	07/19/22 17:15	1011
cis-1,3-Dichloropropene	ND	ug/L	1.0		1	07/19/22	07/19/22 17:15	1011
trans-1,3-Dichloropropene	ND	ug/L	1.0		1	07/19/22	07/19/22 17:15	1011
trans-1,2-Dichloroethene	ND	ug/L	1.0		1	07/19/22	07/19/22 17:15	1011
Diisopropyl ether	ND	ug/L	1.0		1	07/19/22	07/19/22 17:15	1011
Ethylbenzene	ND	ug/L	1.0		1	07/19/22	07/19/22 17:15	1011
2-Hexanone (MBK)	ND	ug/L	5.0		1	07/19/22	07/19/22 17:15	1011
Isopropylbenzene	ND	ug/L	1.0		1	07/19/22	07/19/22 17:15	1011
Methyl Acetate	ND	ug/L	1.0		1	07/19/22	07/19/22 17:15	1011
Methylcyclohexane	ND	ug/L	1.0		1	07/19/22	07/19/22 17:15	1011
Methylene chloride	ND	ug/L	1.0		1	07/19/22	07/19/22 17:15	1011
4-Methyl-2-Pentanone (MIBK)	ND	ug/L	5.0		1	07/19/22	07/19/22 17:15	1011
Methyl-t-Butyl Ether	ND	ug/L	1.0		1	07/19/22	07/19/22 17:15	1011
Naphthalene	ND	ug/L	1.0		1	07/19/22	07/19/22 17:15	1011
Styrene	ND	ug/L	1.0		1	07/19/22	07/19/22 17:15	1011
1,1,2,2-Tetrachloroethane	ND	ug/L	1.0		1	07/19/22	07/19/22 17:15	1011
Tetrachloroethene	ND	ug/L	1.0		1	07/19/22	07/19/22 17:15	1011
Toluene	ND	ug/L	1.0		1	07/19/22	07/19/22 17:15	1011
1,2,3-Trichlorobenzene	ND	ug/L	1.0		1	07/19/22	07/19/22 17:15	1011
1,2,4-Trichlorobenzene	ND	ug/L	1.0		1	07/19/22	07/19/22 17:15	1011
1,1,1-Trichloroethane	ND	ug/L	1.0		1	07/19/22	07/19/22 17:15	1011
Trichloroethene	ND	ug/L	1.0		1	07/19/22	07/19/22 17:15	1011
1,1,2-Trichloroethane	ND	ug/L	1.0		1	07/19/22	07/19/22 17:15	1011

PHASE SEPARATION SCIENCE

6630 Baltimore National Pike
Baltimore, MD 21228
410-747-8770
800-932-9047
www.phaseonline.com

Certificate of Analysis

Project Name: Chester River Hospital Center
PSS Project No.: 22071513

Sample ID: MW-47 **Date/Time Sampled: 07/15/2022 09:22** **PSS Sample ID: 22071513-008**
Matrix: GROUND WATER **Date/Time Received: 07/15/2022 13:05**

TCL Volatiles plus Oxygenates Analytical Method: SW-846 8260 D Preparation Method: SW5030B

Qualifier(s): See Batch 195676 on Case Narrative.

	Result	Units	RL	Flag	Dil	Prepared	Analyzed	Analyst
Trichlorofluoromethane	ND	ug/L	1.0		1	07/19/22	07/19/22 17:15	1011
1,1,2-Trichlorotrifluoroethane	ND	ug/L	1.0		1	07/19/22	07/19/22 17:15	1011
Vinyl chloride	ND	ug/L	1.0		1	07/19/22	07/19/22 17:15	1011
m&p-Xylene	ND	ug/L	2.0		1	07/19/22	07/19/22 17:15	1011
o-Xylene	ND	ug/L	1.0		1	07/19/22	07/19/22 17:15	1011

Surrogate(s)	*Recovery*		*Limits*				
4-Bromofluorobenzene	*100*	*%*	*88-120*		*1*	*07/19/22*	*07/19/22 17:15*	*1011*
Dibromofluoromethane	*97*	*%*	*92-107*		*1*	*07/19/22*	*07/19/22 17:15*	*1011*
Toluene-D8	*101*	*%*	*95-106*		*1*	*07/19/22*	*07/19/22 17:15*	*1011*

PHASE SEPARATION SCIENCE

6630 Baltimore National Pike
Baltimore, MD 21228
410-747-8770
800-932-9047
www.phaseonline.com

Certificate of Analysis

Project Name: Chester River Hospital Center
PSS Project No.: 22071513

Sample ID: MW-14 **Date/Time Sampled: 07/15/2022 10:07** **PSS Sample ID: 22071513-009**
Matrix: GROUND WATER **Date/Time Received: 07/15/2022 13:05**

Inorganic Anions: Nitrate — Analytical Method: EPA 300.0 — Preparation Method: E300.0P

	Result	Units	RL	Flag	Dil	Prepared	Analyzed	Analyst
Nitrate (as N)	**0.81**	mg/L	0.10		1	07/15/22	07/15/22 15:03	1053

Total Petroleum Hydrocarbons - DRO — Analytical Method: SW-846 8015C DRO — Preparation Method: SW3510C

	Result	Units	RL	Flag	Dil	Prepared	Analyzed	Analyst
TPH-DRO (Diesel Range Organics)	**0.30**	mg/L	0.10		1	07/16/22	07/16/22 20:51	1070
Surrogate(s)	***Recovery***		***Limits***					
o-Terphenyl	*110*	*%*	*52-100*	*	*1*	*07/16/22*	*07/16/22 20:51*	*1070*

TCL Volatiles plus Oxygenates — Analytical Method: SW-846 8260 D — Preparation Method: SW5030B

Qualifier(s): See Batch 195676 on Case Narrative.

	Result	Units	RL	Flag	Dil	Prepared	Analyzed	Analyst
Acetone	ND	ug/L	5.0		1	07/19/22	07/19/22 17:38	1011
tert-Amyl alcohol	ND	ug/L	5.0		1	07/19/22	07/19/22 17:38	1011
tert-Amyl ethyl ether	ND	ug/L	1.0		1	07/19/22	07/19/22 17:38	1011
tert-Amyl methyl ether	ND	ug/L	1.0		1	07/19/22	07/19/22 17:38	1011
Benzene	ND	ug/L	1.0		1	07/19/22	07/19/22 17:38	1011
Bromochloromethane	ND	ug/L	1.0		1	07/19/22	07/19/22 17:38	1011
Bromodichloromethane	ND	ug/L	1.0		1	07/19/22	07/19/22 17:38	1011
Bromoform	ND	ug/L	1.0		1	07/19/22	07/19/22 17:38	1011
Bromomethane	ND	ug/L	1.0		1	07/19/22	07/19/22 17:38	1011
tert-Butyl alcohol	ND	ug/L	5.0		1	07/19/22	07/19/22 17:38	1011
2-Butanone (MEK)	ND	ug/L	5.0		1	07/19/22	07/19/22 17:38	1011
tert-Butyl ethyl ether	ND	ug/L	1.0		1	07/19/22	07/19/22 17:38	1011
Carbon Disulfide	ND	ug/L	1.0		1	07/19/22	07/19/22 17:38	1011
Carbon tetrachloride	ND	ug/L	1.0		1	07/19/22	07/19/22 17:38	1011
Chlorobenzene	ND	ug/L	1.0		1	07/19/22	07/19/22 17:38	1011
Chloroethane	ND	ug/L	1.0		1	07/19/22	07/19/22 17:38	1011
Chloroform	ND	ug/L	1.0		1	07/19/22	07/19/22 17:38	1011
Chloromethane	ND	ug/L	1.0		1	07/19/22	07/19/22 17:38	1011

PHASE SEPARATION SCIENCE

6630 Baltimore National Pike
Baltimore, MD 21228
410-747-8770
800-932-9047
www.phaseonline.com

Certificate of Analysis

Project Name: Chester River Hospital Center
PSS Project No.: 22071513

Sample ID: MW-14 **Date/Time Sampled: 07/15/2022 10:07** **PSS Sample ID: 22071513-009**
Matrix: GROUND WATER **Date/Time Received: 07/15/2022 13:05**

TCL Volatiles plus Oxygenates Analytical Method: SW-846 8260 D Preparation Method: SW5030B

Qualifier(s): See Batch 195676 on Case Narrative.

	Result	Units	RL	Flag	Dil	Prepared	Analyzed	Analyst
Cyclohexane	ND	ug/L	1.0		1	07/19/22	07/19/22 17:38	1011
1,2-Dibromo-3-chloropropane	ND	ug/L	1.0		1	07/19/22	07/19/22 17:38	1011
Dibromochloromethane	ND	ug/L	1.0		1	07/19/22	07/19/22 17:38	1011
1,2-Dibromoethane	ND	ug/L	1.0		1	07/19/22	07/19/22 17:38	1011
1,2-Dichlorobenzene	ND	ug/L	1.0		1	07/19/22	07/19/22 17:38	1011
1,3-Dichlorobenzene	ND	ug/L	1.0		1	07/19/22	07/19/22 17:38	1011
Dichlorodifluoromethane	ND	ug/L	1.0		1	07/19/22	07/19/22 17:38	1011
1,4-Dichlorobenzene	ND	ug/L	1.0		1	07/19/22	07/19/22 17:38	1011
1,1-Dichloroethane	ND	ug/L	1.0		1	07/19/22	07/19/22 17:38	1011
1,2-Dichloroethane	ND	ug/L	1.0		1	07/19/22	07/19/22 17:38	1011
cis-1,2-Dichloroethene	ND	ug/L	1.0		1	07/19/22	07/19/22 17:38	1011
1,1-Dichloroethene	ND	ug/L	1.0		1	07/19/22	07/19/22 17:38	1011
1,2-Dichloropropane	ND	ug/L	1.0		1	07/19/22	07/19/22 17:38	1011
cis-1,3-Dichloropropene	ND	ug/L	1.0		1	07/19/22	07/19/22 17:38	1011
trans-1,3-Dichloropropene	ND	ug/L	1.0		1	07/19/22	07/19/22 17:38	1011
trans-1,2-Dichloroethene	ND	ug/L	1.0		1	07/19/22	07/19/22 17:38	1011
Diisopropyl ether	ND	ug/L	1.0		1	07/19/22	07/19/22 17:38	1011
Ethylbenzene	ND	ug/L	1.0		1	07/19/22	07/19/22 17:38	1011
2-Hexanone (MBK)	ND	ug/L	5.0		1	07/19/22	07/19/22 17:38	1011
Isopropylbenzene	ND	ug/L	1.0		1	07/19/22	07/19/22 17:38	1011
Methyl Acetate	ND	ug/L	1.0		1	07/19/22	07/19/22 17:38	1011
Methylcyclohexane	ND	ug/L	1.0		1	07/19/22	07/19/22 17:38	1011
Methylene chloride	ND	ug/L	1.0		1	07/19/22	07/19/22 17:38	1011
4-Methyl-2-Pentanone (MIBK)	ND	ug/L	5.0		1	07/19/22	07/19/22 17:38	1011
Methyl-t-Butyl Ether	ND	ug/L	1.0		1	07/19/22	07/19/22 17:38	1011
Naphthalene	ND	ug/L	1.0		1	07/19/22	07/19/22 17:38	1011
Styrene	ND	ug/L	1.0		1	07/19/22	07/19/22 17:38	1011
1,1,2,2-Tetrachloroethane	ND	ug/L	1.0		1	07/19/22	07/19/22 17:38	1011
Tetrachloroethene	ND	ug/L	1.0		1	07/19/22	07/19/22 17:38	1011
Toluene	ND	ug/L	1.0		1	07/19/22	07/19/22 17:38	1011
1,2,3-Trichlorobenzene	ND	ug/L	1.0		1	07/19/22	07/19/22 17:38	1011
1,2,4-Trichlorobenzene	ND	ug/L	1.0		1	07/19/22	07/19/22 17:38	1011
1,1,1-Trichloroethane	ND	ug/L	1.0		1	07/19/22	07/19/22 17:38	1011
Trichloroethene	ND	ug/L	1.0		1	07/19/22	07/19/22 17:38	1011
1,1,2-Trichloroethane	ND	ug/L	1.0		1	07/19/22	07/19/22 17:38	1011

PHASE SEPARATION SCIENCE

6630 Baltimore National Pike
Baltimore, MD 21228
410-747-8770
800-932-9047
www.phaseonline.com

Certificate of Analysis

Project Name: Chester River Hospital Center
PSS Project No.: 22071513

Sample ID: MW-14 **Date/Time Sampled: 07/15/2022 10:07** **PSS Sample ID: 22071513-009**
Matrix: GROUND WATER **Date/Time Received: 07/15/2022 13:05**

TCL Volatiles plus Oxygenates Analytical Method: SW-846 8260 D Preparation Method: SW5030B

Qualifier(s): See Batch 195676 on Case Narrative.

	Result	Units	RL	Flag	Dil	Prepared	Analyzed	Analyst
Trichlorofluoromethane	ND	ug/L	1.0		1	07/19/22	07/19/22 17:38	1011
1,1,2-Trichlorotrifluoroethane	ND	ug/L	1.0		1	07/19/22	07/19/22 17:38	1011
Vinyl chloride	ND	ug/L	1.0		1	07/19/22	07/19/22 17:38	1011
m&p-Xylene	ND	ug/L	2.0		1	07/19/22	07/19/22 17:38	1011
o-Xylene	ND	ug/L	1.0		1	07/19/22	07/19/22 17:38	1011

Surrogate(s)	*Recovery*		*Limits*				
4-Bromofluorobenzene	*99*	*%*	*88-120*		*1*	*07/19/22*	*07/19/22 17:38*	*1011*
Dibromofluoromethane	*98*	*%*	*92-107*		*1*	*07/19/22*	*07/19/22 17:38*	*1011*
Toluene-D8	*102*	*%*	*95-106*		*1*	*07/19/22*	*07/19/22 17:38*	*1011*

PHASE SEPARATION SCIENCE

6630 Baltimore National Pike
Baltimore, MD 21228
410-747-8770
800-932-9047
www.phaseonline.com

Certificate of Analysis

Project Name: Chester River Hospital Center
PSS Project No.: 22071513

Sample ID: Trip Blank **Date/Time Sampled: 07/15/2022 00:00** **PSS Sample ID: 22071513-010**
Matrix: WATER **Date/Time Received: 07/15/2022 13:05**

TCL Volatiles plus Oxygenates Analytical Method: SW-846 8260 D Preparation Method: SW5030B

Qualifier(s): See Batch 195676 on Case Narrative.

	Result	Units	RL	Flag	Dil	Prepared	Analyzed	Analyst
Acetone	ND	ug/L	5.0		1	07/19/22	07/19/22 18:00	1011
tert-Amyl alcohol	ND	ug/L	5.0		1	07/19/22	07/19/22 18:00	1011
tert-Amyl ethyl ether	ND	ug/L	1.0		1	07/19/22	07/19/22 18:00	1011
tert-Amyl methyl ether	ND	ug/L	1.0		1	07/19/22	07/19/22 18:00	1011
Benzene	ND	ug/L	1.0		1	07/19/22	07/19/22 18:00	1011
Bromochloromethane	ND	ug/L	1.0		1	07/19/22	07/19/22 18:00	1011
Bromodichloromethane	ND	ug/L	1.0		1	07/19/22	07/19/22 18:00	1011
Bromoform	ND	ug/L	1.0		1	07/19/22	07/19/22 18:00	1011
Bromomethane	ND	ug/L	1.0		1	07/19/22	07/19/22 18:00	1011
tert-Butyl alcohol	ND	ug/L	5.0		1	07/19/22	07/19/22 18:00	1011
2-Butanone (MEK)	ND	ug/L	5.0		1	07/19/22	07/19/22 18:00	1011
tert-Butyl ethyl ether	ND	ug/L	1.0		1	07/19/22	07/19/22 18:00	1011
Carbon Disulfide	ND	ug/L	1.0		1	07/19/22	07/19/22 18:00	1011
Carbon tetrachloride	ND	ug/L	1.0		1	07/19/22	07/19/22 18:00	1011
Chlorobenzene	ND	ug/L	1.0		1	07/19/22	07/19/22 18:00	1011
Chloroethane	ND	ug/L	1.0		1	07/19/22	07/19/22 18:00	1011
Chloroform	ND	ug/L	1.0		1	07/19/22	07/19/22 18:00	1011
Chloromethane	ND	ug/L	1.0		1	07/19/22	07/19/22 18:00	1011
Cyclohexane	ND	ug/L	1.0		1	07/19/22	07/19/22 18:00	1011
1,2-Dibromo-3-chloropropane	ND	ug/L	1.0		1	07/19/22	07/19/22 18:00	1011
Dibromochloromethane	ND	ug/L	1.0		1	07/19/22	07/19/22 18:00	1011
1,2-Dibromoethane	ND	ug/L	1.0		1	07/19/22	07/19/22 18:00	1011
1,2-Dichlorobenzene	ND	ug/L	1.0		1	07/19/22	07/19/22 18:00	1011
1,3-Dichlorobenzene	ND	ug/L	1.0		1	07/19/22	07/19/22 18:00	1011
Dichlorodifluoromethane	ND	ug/L	1.0		1	07/19/22	07/19/22 18:00	1011
1,4-Dichlorobenzene	ND	ug/L	1.0		1	07/19/22	07/19/22 18:00	1011
1,1-Dichloroethane	ND	ug/L	1.0		1	07/19/22	07/19/22 18:00	1011
1,2-Dichloroethane	ND	ug/L	1.0		1	07/19/22	07/19/22 18:00	1011
cis-1,2-Dichloroethene	ND	ug/L	1.0		1	07/19/22	07/19/22 18:00	1011
1,1-Dichloroethene	ND	ug/L	1.0		1	07/19/22	07/19/22 18:00	1011
1,2-Dichloropropane	ND	ug/L	1.0		1	07/19/22	07/19/22 18:00	1011
cis-1,3-Dichloropropene	ND	ug/L	1.0		1	07/19/22	07/19/22 18:00	1011
trans-1,3-Dichloropropene	ND	ug/L	1.0		1	07/19/22	07/19/22 18:00	1011
trans-1,2-Dichloroethene	ND	ug/L	1.0		1	07/19/22	07/19/22 18:00	1011
Diisopropyl ether	ND	ug/L	1.0		1	07/19/22	07/19/22 18:00	1011

PHASE SEPARATION SCIENCE

6630 Baltimore National Pike
Baltimore, MD 21228
410-747-8770
800-932-9047
www.phaseonline.com

Certificate of Analysis

Project Name: Chester River Hospital Center
PSS Project No.: 22071513

Sample ID: Trip Blank **Date/Time Sampled: 07/15/2022 00:00** **PSS Sample ID: 22071513-010**
Matrix: WATER **Date/Time Received: 07/15/2022 13:05**

TCL Volatiles plus Oxygenates Analytical Method: SW-846 8260 D Preparation Method: SW5030B

Qualifier(s): See Batch 195676 on Case Narrative.

	Result	Units	RL	Flag	Dil	Prepared	Analyzed	Analyst
Ethylbenzene	ND	ug/L	1.0		1	07/19/22	07/19/22 18:00	1011
2-Hexanone (MBK)	ND	ug/L	5.0		1	07/19/22	07/19/22 18:00	1011
Isopropylbenzene	ND	ug/L	1.0		1	07/19/22	07/19/22 18:00	1011
Methyl Acetate	ND	ug/L	1.0		1	07/19/22	07/19/22 18:00	1011
Methylcyclohexane	ND	ug/L	1.0		1	07/19/22	07/19/22 18:00	1011
Methylene chloride	ND	ug/L	1.0		1	07/19/22	07/19/22 18:00	1011
4-Methyl-2-Pentanone (MIBK)	ND	ug/L	5.0		1	07/19/22	07/19/22 18:00	1011
Methyl-t-Butyl Ether	ND	ug/L	1.0		1	07/19/22	07/19/22 18:00	1011
Naphthalene	ND	ug/L	1.0		1	07/19/22	07/19/22 18:00	1011
Styrene	ND	ug/L	1.0		1	07/19/22	07/19/22 18:00	1011
1,1,2,2-Tetrachloroethane	ND	ug/L	1.0		1	07/19/22	07/19/22 18:00	1011
Tetrachloroethene	ND	ug/L	1.0		1	07/19/22	07/19/22 18:00	1011
Toluene	ND	ug/L	1.0		1	07/19/22	07/19/22 18:00	1011
1,2,3-Trichlorobenzene	ND	ug/L	1.0		1	07/19/22	07/19/22 18:00	1011
1,2,4-Trichlorobenzene	ND	ug/L	1.0		1	07/19/22	07/19/22 18:00	1011
1,1,1-Trichloroethane	ND	ug/L	1.0		1	07/19/22	07/19/22 18:00	1011
Trichloroethene	ND	ug/L	1.0		1	07/19/22	07/19/22 18:00	1011
1,1,2-Trichloroethane	ND	ug/L	1.0		1	07/19/22	07/19/22 18:00	1011
Trichlorofluoromethane	ND	ug/L	1.0		1	07/19/22	07/19/22 18:00	1011
1,1,2-Trichlorotrifluoroethane	ND	ug/L	1.0		1	07/19/22	07/19/22 18:00	1011
Vinyl chloride	ND	ug/L	1.0		1	07/19/22	07/19/22 18:00	1011
m&p-Xylene	ND	ug/L	2.0		1	07/19/22	07/19/22 18:00	1011
o-Xylene	ND	ug/L	1.0		1	07/19/22	07/19/22 18:00	1011

Surrogate(s)	*Recovery*		*Limits*				
4-Bromofluorobenzene	*107*	*%*	*88-120*		*1*	*07/19/22*	*07/19/22 18:00*	*1011*
Dibromofluoromethane	*97*	*%*	*92-107*		*1*	*07/19/22*	*07/19/22 18:00*	*1011*
Toluene-D8	*101*	*%*	*95-106*		*1*	*07/19/22*	*07/19/22 18:00*	*1011*

6630 Baltimore National Pike
Baltimore, MD 21228
410-747-8770
800-932-9047
www.phaseonline.com

Project Name: Chester River Hospital Center

PSS Project No.: 22071513

Any holding time exceedances, deviations from the method specifications, regulatory requirements or variations to the procedures outlined in the PSS Quality Assurance Manual are outlined below.

Matrix spike and matrix spike duplicate analyses may not be performed due to insufficient sample quantity. In these instances, a laboratory control sample and laboratory control sample duplicate are analyzed unless otherwise noted or specified in the method.

Sample Receipt:

All sample receipt conditions were acceptable.

Analytical:

TCL Volatiles plus Oxygenates

Batch: 195676

Continuing calibration verification standard (CCV) meets method criteria in that more than 80% of analytes are within acceptance limits, see QC summary.

Method exceedance: Laboratory control sample (LCS) exceedances identified; see QC summary.

NELAP accreditation was held for all analyses performed unless noted below. See www.phaseonline.com for complete PSS scope of accreditation.

PHASE SEPARATION SCIENCE

6630 Baltimore National Pike
Baltimore, MD 21228
410-747-8770
800-932-9047
www.phaseonline.com

Lab Chronology

Project Name: Chester River Hospital Center
PSS Project No.: 22071513

Method	Client Sample ID	Analysis Type	PSS Sample ID	Mtx	Prep Batch	Analytical Batch	Prepared	Analyzed
EPA 300.0	MW-47	Initial	22071513-008	W	91528	195663	07/15/2022 14:20	07/15/2022 14:40
	MW-14	Initial	22071513-009	W	91528	195663	07/15/2022 14:20	07/15/2022 15:03
	91528-1-BKS	BKS	91528-1-BKS	W	91528	195663	07/15/2022 10:26	07/15/2022 11:59
	91528-1-BLK	BLK	91528-1-BLK	W	91528	195663	07/15/2022 10:26	07/15/2022 11:37
	MW-17 S	MS	22071424-012 S	W	91528	195663	07/15/2022 12:15	07/15/2022 13:31
	MW-17 SD	MSD	22071424-012 S	W	91528	195663	07/15/2022 12:15	07/15/2022 13:54
SW-846 8015C DRO	MW-11	Initial	22071513-001	W	91536	195600	07/16/2022 15:16	07/16/2022 18:49
	MW-20	Initial	22071513-002	W	91536	195600	07/16/2022 15:16	07/16/2022 19:13
	MW-45	Initial	22071513-003	W	91536	195600	07/16/2022 15:16	07/16/2022 21:15
	MW-19	Initial	22071513-004	W	91536	195600	07/16/2022 15:16	07/16/2022 19:38
	MW-54	Initial	22071513-005	W	91536	195600	07/16/2022 15:16	07/16/2022 21:40
	MW-46	Initial	22071513-006	W	91536	195600	07/16/2022 15:16	07/16/2022 22:04
	MW-13	Initial	22071513-007	W	91536	195600	07/16/2022 15:16	07/16/2022 20:02
	MW-47	Initial	22071513-008	W	91536	195600	07/16/2022 15:16	07/16/2022 20:26
	MW-14	Initial	22071513-009	W	91536	195600	07/16/2022 15:16	07/16/2022 20:51
	91536-1-BKS	BKS	91536-1-BKS	W	91536	195600	07/16/2022 15:14	07/16/2022 14:45
	91536-1-BLK	BLK	91536-1-BLK	W	91536	195600	07/16/2022 15:14	07/16/2022 14:20
	91536-1-BSD	BSD	91536-1-BSD	W	91536	195600	07/16/2022 15:14	07/16/2022 15:09
SW-846 8260 D	MW-11	Initial	22071513-001	W	91571	195676	07/19/2022 08:43	07/19/2022 14:36
	MW-20	Initial	22071513-002	W	91571	195676	07/19/2022 08:43	07/19/2022 14:59
	MW-45	Initial	22071513-003	W	91571	195676	07/19/2022 08:43	07/19/2022 15:21
	MW-19	Initial	22071513-004	W	91571	195676	07/19/2022 08:43	07/19/2022 15:44
	MW-54	Initial	22071513-005	W	91571	195676	07/19/2022 08:43	07/19/2022 16:07
	MW-46	Initial	22071513-006	W	91571	195676	07/19/2022 08:43	07/19/2022 16:30
	MW-13	Initial	22071513-007	W	91571	195676	07/19/2022 08:43	07/19/2022 16:52
	MW-47	Initial	22071513-008	W	91571	195676	07/19/2022 08:43	07/19/2022 17:15
	MW-14	Initial	22071513-009	W	91571	195676	07/19/2022 08:43	07/19/2022 17:38
	Trip Blank	Initial	22071513-010	W	91571	195676	07/19/2022 08:43	07/19/2022 18:00
	91571-1-BKS	BKS	91571-1-BKS	W	91571	195676	07/19/2022 08:43	07/19/2022 08:43
	91571-1-BLK	BLK	91571-1-BLK	W	91571	195676	07/19/2022 08:43	07/19/2022 10:26
	MW-34 S	MS	22071424-021 S	W	91571	195676	07/19/2022 08:43	07/19/2022 13:05
	MW-34 SD	MSD	22071424-021 S	W	91571	195676	07/19/2022 08:43	07/19/2022 13:28

PHASE SEPARATION SCIENCE

6630 Baltimore National Pike
Baltimore, MD 21228
410-747-8770
800-932-9047
www.phaseonline.com

QC Summary

Project Name Chester River Hospital Center
PSS Project No.: 22071513

Analytical Method: EPA 300.0 Prep Method: E300.0P
Seq Number: 195663 Matrix: Water Date Prep: 07/15/22
MB Sample Id: 91528-1-BLK LCS Sample Id: 91528-1-BKS

Parameter	MB Result	Spike Amount	LCS Result	LCS %Rec	Limits	Units	Flag
Nitrate (as N)	<0.1000	5.000	4.963	99	90-110	mg/L	

Analytical Method: SW-846 8015C DRO Prep Method: SW3510C
Seq Number: 195600 Matrix: Water Date Prep: 07/16/22
MB Sample Id: 91536-1-BLK LCS Sample Id: 91536-1-BKS LCSD Sample Id: 91536-1-BSD

Parameter	MB Result	Spike Amount	LCS Result	LCS %Rec	LCSD Result	LCSD %Rec	Limits	RPD	RPD Limit	Units	Flag
TPH-DRO (Diesel Range Organics)	<0.1000	1.000	0.8563	86	0.9984	100	63-119	15	21	mg/L	

Surrogate	MB %Rec	MB Flag	LCS Result	LCS Flag	LCSD Result	LCSD Flag	Limits	Units
o-Terphenyl	71		77		87		52-100	%

PHASE SEPARATION SCIENCE

6630 Baltimore National Pike
Baltimore, MD 21228
410-747-8770
800-932-9047
www.phaseonline.com

QC Summary

Project Name Chester River Hospital Center
PSS Project No.: 22071513

Analytical Method: SW-846 8260 D Prep Method: SW5030B
Seq Number: 195676 Matrix: Water Date Prep: 07/19/22
MB Sample Id: 91571-1-BLK LCS Sample Id: 91571-1-BKS

Parameter	MB Result	Spike Amount	LCS Result	LCS %Rec	Limits	Units	Flag
Acetone	<5.000	50.00	44.85	90	49-154	ug/L	
tert-Amyl alcohol	<5.000	50.00	104.6	209	31-148	ug/L	H
tert-Amyl ethyl ether	<1.000	50.00	37.53	75	61-125	ug/L	
tert-Amyl methyl ether	<1.000	50.00	47.15	94	72-119	ug/L	
Benzene	<1.000	50.00	48.14	96	76-112	ug/L	
Bromochloromethane	<1.000	50.00	55.89	112	74-119	ug/L	
Bromodichloromethane	<1.000	50.00	49.37	99	78-117	ug/L	
Bromoform	<1.000	50.00	59.60	119	69-123	ug/L	
Bromomethane	<1.000	50.00	43.32	87	42-118	ug/L	
tert-Butyl alcohol	<5.000	50.00	74.59	149	48-144	ug/L	H
2-Butanone (MEK)	<5.000	50.00	46.96	94	55-136	ug/L	
tert-Butyl ethyl ether	<1.000	50.00	45.25	91	73-116	ug/L	
Carbon Disulfide	<1.000	50.00	49.64	99	80-124	ug/L	
Carbon tetrachloride	<1.000	50.00	52.69	105	77-119	ug/L	
Chlorobenzene	<1.000	50.00	52.00	104	76-114	ug/L	
Chloroethane	<1.000	50.00	43.14	86	61-113	ug/L	
Chloroform	<1.000	50.00	46.02	92	75-113	ug/L	
Chloromethane	<1.000	50.00	36.64	73	41-148	ug/L	
Cyclohexane	<1.000	50.00	45.46	91	76-135	ug/L	
1,2-Dibromo-3-chloropropane	<1.000	50.00	48.18	96	52-131	ug/L	
Dibromochloromethane	<1.000	50.00	62.09	124	79-121	ug/L	H
1,2-Dibromoethane	<1.000	50.00	51.98	104	77-119	ug/L	
1,2-Dichlorobenzene	<1.000	50.00	53.35	107	75-121	ug/L	
1,3-Dichlorobenzene	<1.000	50.00	52.94	106	77-120	ug/L	
Dichlorodifluoromethane	<1.000	50.00	50.27	101	49-122	ug/L	
1,4-Dichlorobenzene	<1.000	50.00	51.65	103	76-118	ug/L	
1,1-Dichloroethane	<1.000	50.00	44.84	90	75-118	ug/L	
1,2-Dichloroethane	<1.000	50.00	44.11	88	72-115	ug/L	
cis-1,2-Dichloroethene	<1.000	50.00	50.26	101	75-119	ug/L	
1,1-Dichloroethene	<1.000	50.00	48.46	97	74-119	ug/L	
1,2-Dichloropropane	<1.000	50.00	46.15	92	76-115	ug/L	
cis-1,3-Dichloropropene	<1.000	50.00	51.93	104	83-122	ug/L	
trans-1,3-Dichloropropene	<1.000	50.00	51.84	104	76-118	ug/L	
trans-1,2-Dichloroethene	<1.000	50.00	50.74	101	73-121	ug/L	
Diisopropyl ether	<1.000	50.00	42.70	85	73-115	ug/L	
Ethylbenzene	<1.000	50.00	50.36	101	78-118	ug/L	
2-Hexanone (MBK)	<5.000	50.00	44.81	90	55-136	ug/L	
Isopropylbenzene	<1.000	50.00	48.98	98	76-126	ug/L	
Methyl Acetate	<1.000	50.00	59.45	119	61-117	ug/L	H
Methylcyclohexane	<1.000	50.00	50.29	101	82-126	ug/L	
Methylene chloride	<1.000	50.00	46.84	94	75-113	ug/L	
4-Methyl-2-Pentanone (MIBK)	<5.000	50.00	42.54	85	57-127	ug/L	
Methyl-t-Butyl Ether	<1.000	50.00	49.02	98	71-114	ug/L	
Naphthalene	<1.000	50.00	44.73	89	60-122	ug/L	
Styrene	<1.000	50.00	50.60	101	81-124	ug/L	
1,1,2,2-Tetrachloroethane	<1.000	50.00	48.22	96	66-123	ug/L	
Tetrachloroethene	<1.000	50.00	55.16	110	76-123	ug/L	
Toluene	<1.000	50.00	51.07	102	77-112	ug/L	
1,2,3-Trichlorobenzene	<1.000	50.00	47.69	95	73-129	ug/L	
1,2,4-Trichlorobenzene	<1.000	50.00	46.12	92	73-130	ug/L	
1,1,1-Trichloroethane	<1.000	50.00	48.83	98	79-118	ug/L	

PHASE SEPARATION SCIENCE

6630 Baltimore National Pike
Baltimore, MD 21228
410-747-8770
800-932-9047
www.phaseonline.com

QC Summary

Project Name Chester River Hospital Center
PSS Project No.: 22071513

Analytical Method: SW-846 8260 D Prep Method: SW5030B
Seq Number: 195676 Matrix: Water Date Prep: 07/19/22
MB Sample Id: 91571-1-BLK LCS Sample Id: 91571-1-BKS

Parameter	MB Result	Spike Amount	LCS Result	LCS %Rec	Limits	Units	Flag
Trichloroethene	<1.000	50.00	51.40	103	77-112	ug/L	
1,1,2-Trichloroethane	<1.000	50.00	50.47	101	75-115	ug/L	
Trichlorofluoromethane	<1.000	50.00	47.64	95	74-125	ug/L	
1,1,2-Trichlorotrifluoroethane	<1.000	50.00	47.15	94	77-123	ug/L	
Vinyl chloride	<1.000	50.00	43.39	87	53-151	ug/L	
m&p-Xylene	<2.000	100	99.56	100	79-121	ug/L	
o-Xylene	<1.000	50.00	48.75	98	78-122	ug/L	

Surrogate	MB %Rec	MB Flag	LCS Result	LCS Flag	Limits	Units
4-Bromofluorobenzene	103		92		88-120	%
Dibromofluoromethane	101		101		92-107	%
Toluene-D8	101		100		95-106	%

F = RPD exceeded the laboratory control limits
X = Recovery of MS, MSD or both outside of QC Criteria
H= Recovery of BS,BSD or both exceeded the laboratory control limits
L = Recovery of BS,BSD or both below the laboratory control limits

PHASE SEPARATION SCIENCE

6630 Baltimore National Pike
Baltimore, MD 21228
410-747-8770
800-932-9047
www.phaseonline.com

QC Summary

Project Name Chester River Hospital Center
PSS Project No.: 22071513

Analytical Method: EPA 300.0
Seq Number: 195663 Matrix: Water
CCV Sample Id: CCV-01 Analyzed Date: 07/15/22 10:51

Parameter	Spike Amount	CCV Result	CCV %Rec	Limits	Units	Flag
Nitrate (as N)	5.000	4.994	100	90-110	mg/L	

Analytical Method: EPA 300.0
Seq Number: 195663 Matrix: Water
CCV Sample Id: CCV-02 Analyzed Date: 07/15/22 15:26

Parameter	Spike Amount	CCV Result	CCV %Rec	Limits	Units	Flag
Nitrate (as N)	5.000	5.059	101	90-110	mg/L	

Analytical Method: EPA 300.0
Seq Number: 195663 Matrix: Water
CCV Sample Id: CCV-03 Analyzed Date: 07/15/22 18:30

Parameter	Spike Amount	CCV Result	CCV %Rec	Limits	Units	Flag
Nitrate (as N)	5.000	5.310	106	90-110	mg/L	

Analytical Method: EPA 300.0
Seq Number: 195539 Matrix: Water
Parent Sample Id: ICV-01 ICV Sample Id: ICV-01 Analyzed Date: 07/13/22 16:17

Parameter	Spike Amount	ICV Result	ICV %Rec	Limits	Units	Flag
Nitrate (as N)	5.000	5.057	101	90-110	mg/L	

Analytical Method: EPA 300.0
Seq Number: 195663 Matrix: Water
Parent Sample Id: LLLCS LLCCV Sample Id: LLLCS Analyzed Date: 07/15/22 12:22

Parameter	Spike Amount	LLCCV Result	LLCCV %Rec	Limits	Units	Flag
Nitrate (as N)	2.000	2.019	101	90-110	mg/L	

PHASE SEPARATION SCIENCE

6630 Baltimore National Pike
Baltimore, MD 21228
410-747-8770
800-932-9047
www.phaseonline.com

QC Summary

Project Name Chester River Hospital Center
PSS Project No.: 22071513

Analytical Method: SW-846 8015 C TCLP

Seq Number: 191970 Matrix: Water
Parent Sample Id: ICV-02 ICV Sample Id: ICV-02 Analyzed Date: 03/02/22 21:14

Parameter	Spike Amount	ICV Result	ICV %Rec	Limits	Units	Flag
TPH-DRO (Diesel Range Organics)	2500	2597	104	80-120	mg/L	

Surrogate	ICV Result	Limits	Units	Flag
o-Terphenyl	102	80-120	%	

Analytical Method: SW-846 8015C DRO

Seq Number: 195600 Matrix: Water
CCV Sample Id: CCV-01 Analyzed Date: 07/16/22 13:32

Parameter	Spike Amount	CCV Result	CCV %Rec	Limits	Units	Flag
TPH-DRO (Diesel Range Organics)	2500	2321	93	80-120	mg/L	

Surrogate	CCV Result	Limits	Units	Flag
o-Terphenyl	92	80-120	%	

Analytical Method: SW-846 8015C DRO

Seq Number: 195600 Matrix: Water
CCV Sample Id: CCV-02 Analyzed Date: 07/16/22 23:18

Parameter	Spike Amount	CCV Result	CCV %Rec	Limits	Units	Flag
TPH-DRO (Diesel Range Organics)	2500	2530	101	80-120	mg/L	

Surrogate	CCV Result	Limits	Units	Flag
o-Terphenyl	104	80-120	%	

PHASE SEPARATION SCIENCE

6630 Baltimore National Pike
Baltimore, MD 21228
410-747-8770
800-932-9047
www.phaseonline.com

QC Summary

Project Name Chester River Hospital Center
PSS Project No.: 22071513

Analytical Method: SW-846 8260 D

Seq Number: 195676 Matrix: Water

CCV Sample Id: CCV-01 Analyzed Date: 07/19/22 08:43

Parameter	Spike Amount	CCV Result	CCV %Rec	Limits	Units	Flag
Acetone	50.00	44.85	90	80-120	ug/L	
tert-Amyl alcohol	50.00	104.6	209	80-120	ug/L	X
tert-Amyl ethyl ether	50.00	37.53	75	80-120	ug/L	X
tert-Amyl methyl ether	50.00	47.15	94	80-120	ug/L	
Benzene	50.00	48.14	96	80-120	ug/L	
Bromochloromethane	50.00	55.89	112	80-120	ug/L	
Bromodichloromethane	50.00	49.37	99	80-120	ug/L	
Bromoform	50.00	59.60	119	80-120	ug/L	
Bromomethane	50.00	43.32	87	80-120	ug/L	
tert-Butyl alcohol	50.00	74.59	149	80-120	ug/L	X
2-Butanone (MEK)	50.00	46.96	94	80-120	ug/L	
tert-Butyl ethyl ether	50.00	45.25	91	80-120	ug/L	
Carbon Disulfide	50.00	49.64	99	80-120	ug/L	
Carbon tetrachloride	50.00	52.69	105	80-120	ug/L	
Chlorobenzene	50.00	52.00	104	80-120	ug/L	
Chloroethane	50.00	43.14	86	80-120	ug/L	
Chloroform	50.00	46.02	92	80-120	ug/L	
Chloromethane	50.00	36.64	73	80-120	ug/L	X
Cyclohexane	50.00	45.46	91	80-120	ug/L	
1,2-Dibromo-3-chloropropane	50.00	48.18	96	80-120	ug/L	
Dibromochloromethane	50.00	62.09	124	80-120	ug/L	X
1,2-Dibromoethane	50.00	51.98	104	80-120	ug/L	
1,2-Dichlorobenzene	50.00	53.35	107	80-120	ug/L	
1,3-Dichlorobenzene	50.00	52.94	106	80-120	ug/L	
Dichlorodifluoromethane	50.00	50.27	101	80-120	ug/L	
1,4-Dichlorobenzene	50.00	51.65	103	80-120	ug/L	
1,1-Dichloroethane	50.00	44.84	90	80-120	ug/L	
1,2-Dichloroethane	50.00	44.11	88	80-120	ug/L	
cis-1,2-Dichloroethene	50.00	50.26	101	80-120	ug/L	
1,1-Dichloroethene	50.00	48.46	97	80-120	ug/L	
1,2-Dichloropropane	50.00	46.15	92	80-120	ug/L	
cis-1,3-Dichloropropene	50.00	51.93	104	80-120	ug/L	
trans-1,3-Dichloropropene	50.00	51.84	104	80-120	ug/L	
trans-1,2-Dichloroethene	50.00	50.74	101	80-120	ug/L	
Diisopropyl ether	50.00	42.70	85	80-120	ug/L	
Ethylbenzene	50.00	50.36	101	80-120	ug/L	
2-Hexanone (MBK)	50.00	44.81	90	80-120	ug/L	
Isopropylbenzene	50.00	48.98	98	80-120	ug/L	
Methyl Acetate	50.00	59.45	119	80-120	ug/L	
Methylcyclohexane	50.00	50.29	101	80-120	ug/L	
Methylene chloride	50.00	46.84	94	80-120	ug/L	
4-Methyl-2-Pentanone (MIBK)	50.00	42.54	85	80-120	ug/L	
Methyl-t-Butyl Ether	50.00	49.02	98	80-120	ug/L	
Naphthalene	50.00	44.73	89	80-120	ug/L	
Styrene	50.00	50.60	101	80-120	ug/L	
1,1,2,2-Tetrachloroethane	50.00	48.22	96	80-120	ug/L	
Tetrachloroethene	50.00	55.16	110	80-120	ug/L	
Toluene	50.00	51.07	102	80-120	ug/L	
1,2,3-Trichlorobenzene	50.00	47.69	95	80-120	ug/L	
1,2,4-Trichlorobenzene	50.00	46.12	92	80-120	ug/L	
1,1,1-Trichloroethane	50.00	48.83	98	80-120	ug/L	

PHASE SEPARATION SCIENCE

6630 Baltimore National Pike
Baltimore, MD 21228
410-747-8770
800-932-9047
www.phaseonline.com

QC Summary

Project Name Chester River Hospital Center
PSS Project No.: 22071513

Analytical Method: SW-846 8260 D

Seq Number: 195676 Matrix: Water

CCV Sample Id: CCV-01 Analyzed Date: 07/19/22 08:43

Parameter	Spike Amount	CCV Result	CCV %Rec	Limits	Units	Flag
Trichloroethene	50.00	51.40	103	80-120	ug/L	
1,1,2-Trichloroethane	50.00	50.47	101	80-120	ug/L	
Trichlorofluoromethane	50.00	47.64	95	80-120	ug/L	
1,1,2-Trichlorotrifluoroethane	50.00	47.15	94	80-120	ug/L	
Vinyl chloride	50.00	43.39	87	80-120	ug/L	
m&p-Xylene	100	99.56	100	80-120	ug/L	
o-Xylene	50.00	48.75	98	80-120	ug/L	

Surrogate	CCV Result	Limits	Units	Flag
4-Bromofluorobenzene	92	80-120	%	
Dibromofluoromethane	101	80-120	%	
Toluene-D8	100	80-120	%	

PHASE SEPARATION SCIENCE

6630 Baltimore National Pike
Baltimore, MD 21228
410-747-8770
800-932-9047
www.phaseonline.com

QC Summary

Project Name Chester River Hospital Center
PSS Project No.: 22071513

Analytical Method: SW-846 8260 D

Seq Number: 193721 Matrix: Water
Parent Sample Id: ICV-01 ICV Sample Id: ICV-01 Analyzed Date: 05/10/22 13:30

Parameter	Spike Amount	ICV Result	ICV %Rec	Limits	Units	Flag
Acetone	50.00	46.61	93	70-130	ug/L	
tert-Amyl alcohol	50.00	52.24	104	70-130	ug/L	
tert-Amyl ethyl ether	50.00	51.28	103	70-130	ug/L	
tert-Amyl methyl ether	50.00	50.84	102	70-130	ug/L	
Benzene	50.00	47.04	94	70-130	ug/L	
Bromochloromethane	50.00	47.66	95	70-130	ug/L	
Bromodichloromethane	50.00	49.30	99	70-130	ug/L	
Bromoform	50.00	52.74	105	70-130	ug/L	
Bromomethane	50.00	45.58	91	70-130	ug/L	
tert-Butyl alcohol	50.00	46.33	93	70-130	ug/L	
2-Butanone (MEK)	50.00	48.97	98	70-130	ug/L	
tert-Butyl ethyl ether	50.00	51.21	102	70-130	ug/L	
Carbon Disulfide	50.00	49.74	99	70-130	ug/L	
Carbon tetrachloride	50.00	49.20	98	70-130	ug/L	
Chlorobenzene	50.00	47.66	95	70-130	ug/L	
Chloroethane	50.00	44.80	90	70-130	ug/L	
Chloroform	50.00	46.23	92	70-130	ug/L	
Chloromethane	50.00	44.39	89	70-130	ug/L	
Cyclohexane	50.00	48.62	97	70-130	ug/L	
1,2-Dibromo-3-chloropropane	50.00	52.85	106	70-130	ug/L	
Dibromochloromethane	50.00	51.09	102	70-130	ug/L	
1,2-Dibromoethane	50.00	49.69	99	70-130	ug/L	
1,2-Dichlorobenzene	50.00	48.15	96	70-130	ug/L	
1,3-Dichlorobenzene	50.00	48.45	97	70-130	ug/L	
Dichlorodifluoromethane	50.00	48.16	96	70-130	ug/L	
1,4-Dichlorobenzene	50.00	48.26	97	70-130	ug/L	
1,1-Dichloroethane	50.00	47.46	95	70-130	ug/L	
1,2-Dichloroethane	50.00	46.32	93	70-130	ug/L	
cis-1,2-Dichloroethene	50.00	47.49	95	70-130	ug/L	
1,1-Dichloroethene	50.00	47.27	95	70-130	ug/L	
1,2-Dichloropropane	50.00	47.75	96	70-130	ug/L	
cis-1,3-Dichloropropene	50.00	52.02	104	70-130	ug/L	
trans-1,3-Dichloropropene	50.00	53.82	108	70-130	ug/L	
trans-1,2-Dichloroethene	50.00	47.79	96	70-130	ug/L	
Diisopropyl ether	50.00	49.70	99	70-130	ug/L	
Ethylbenzene	50.00	48.93	98	70-130	ug/L	
2-Hexanone (MBK)	50.00	52.03	104	70-130	ug/L	
Isopropylbenzene	50.00	49.18	98	70-130	ug/L	
Methyl Acetate	50.00	49.64	99	70-130	ug/L	
Methylcyclohexane	50.00	49.29	99	70-130	ug/L	
Methylene chloride	50.00	46.23	92	70-130	ug/L	
4-Methyl-2-Pentanone (MIBK)	50.00	51.65	103	70-130	ug/L	
Methyl-t-Butyl Ether	50.00	49.67	99	70-130	ug/L	
Naphthalene	50.00	54.39	109	70-130	ug/L	
Styrene	50.00	50.37	101	70-130	ug/L	
1,1,2,2-Tetrachloroethane	50.00	47.49	95	70-130	ug/L	
Tetrachloroethene	50.00	48.02	96	70-130	ug/L	
Toluene	50.00	46.82	94	70-130	ug/L	
1,2,3-Trichlorobenzene	50.00	51.78	104	70-130	ug/L	
1,2,4-Trichlorobenzene	50.00	51.96	104	70-130	ug/L	
1,1,1-Trichloroethane	50.00	48.82	98	70-130	ug/L	

PHASE SEPARATION SCIENCE

6630 Baltimore National Pike
Baltimore, MD 21228
410-747-8770
800-932-9047
www.phaseonline.com

QC Summary

Project Name Chester River Hospital Center
PSS Project No.: 22071513

Analytical Method: SW-846 8260 D

Seq Number: 193721 Matrix: Water
Parent Sample Id: ICV-01 ICV Sample Id: ICV-01 Analyzed Date: 05/10/22 13:30

Parameter	Spike Amount	ICV Result	ICV %Rec	Limits	Units	Flag
Trichloroethene	50.00	47.57	95	70-130	ug/L	
1,1,2-Trichloroethane	50.00	47.18	94	70-130	ug/L	
Trichlorofluoromethane	50.00	46.49	93	70-130	ug/L	
1,1,2-Trichlorotrifluoroethane	50.00	48.06	96	70-130	ug/L	
Vinyl chloride	50.00	41.62	83	70-130	ug/L	
m&p-Xylene	100	97.54	98	70-130	ug/L	
o-Xylene	50.00	48.04	96	70-130	ug/L	

Surrogate	ICV Result	Limits	Units	Flag
4-Bromofluorobenzene	99	70-130	%	
Dibromofluoromethane	101	70-130	%	
Toluene-D8	100	70-130	%	

X = Recovery outside of QC Criteria

PHASE SEPARATION SCIENCE

CHAIN OF CUSTODY FORM

All fields must be completed accurately. Shaded sections for lab use only.

www.phaseonline.com ~ info@phaseonline.com

6630 Baltimore National Pike • Suite 103-A • Baltimore, Maryland 21228 • (410) 747-8770 • (800) 932-9047

①

PSS CLIENT: Gannett Fleming, Inc — OFFICE LOCATION: Baltimore

BILL TO (if different): — PHONE #: 443-562-1292

CONTACT: Steve Slatnick — EMAIL: sslatnick@gfnet.com

PROJECT NAME: Chester River Hospital Center — PROJECT #: 67688

SITE LOCATION: Chestertown, MD — P.O. #: 67688

SAMPLER(S): MS/DS — DW CERT #:

PSS Work Order #: 22071514 / 22071513 — PAGE 1 OF 1

Matrix Codes: SW=Surface Water DW=Drinking Water GW=Ground Water WW=Waste Water O=Oil S=Soil SOL=Solid A=Air WI=Wipe

②

PSS ID	SAMPLE IDENTIFICATION	DATE SAMPLED	TIME SAMPLED	MATRIX Use Codes	# OF CONTAINERS	SAMPLE TYPE: C=COMPOSITE G=GRAB			8015B (DRO)	3630 (DRO using Silica Gel Cleanup)		8260 (VOCs, fuel oxygenates, & naphthalene)			E300.0 Nitrate		
Preservatives Use Codes									6	6		1,6			6		
Analysis/ Method Required ③																	
1	MW-11	7/14/22	1530	GW	4	G			X	X		X					
2	MW-20	↓	1515	GW	4	G			X	X		X					
3	MW-45	7/15/22	0710	GW	4	G			X	X		X					
4	MW-19		0807	GW	4	G			X			X					
5	MW-54		0842	GW	4	G			X	X		X					
6	MW-46		0840	GW	4	G			X	X		X					
7	MW-13		0800	GW	4	G			X	X		X					
8	MW-47		0922	GW	5	G			X	X		X			X		
9	MW-14		1007	GW	5	G			X	X		X			X		
10	Trip Blank			GW	2	G						X					

Preservative Codes: 1 - HCL; 2 - H_2SO_4; 3 - HNO_3; 4 - NaOH; 5 - E624KIT; 6 - ICE; 7 - Sodium Thiosulfate; 8 - Ascorbic Acid; 9 - TerraCore Kit

⑤

Relinquished By:	Date	Time	Received By:
(1)	7/15/22	1305	
(2)			
(3)			
(4)			

④

Requested TAT (One TAT per COC): ☒ 5-Day ☐ 3-Day ☐ 2-Day ☐ Next Day ☐ Emergency ☐ Other

STATE RESULTS REPORTED TO: ☒ MD ☐ DE ☐ PA ☐ VA ☐ WV ☐ OTHER

COMPLIANCE? ☐ DW ☐ WW

EDD FORMAT TYPE

Ice Present: Pres

Custody Seal: Abs

Coolers: 4 — Temp: 5.7-5.9°C

Shipping Carrier: Client

Special Instructions: CC: Robert Scrafford & Donald Koch

This chain of custody is a legal document. The client (PSS Client), by signing, or having client's agent sign, this "Chain of Custody Form", agrees to pay for the above requested services per the latest version of the Service Brochure or PSS-provided quotation including any and all attorney's or other reasonable fees if collection becomes necessary.

PHASE SEPARATION SCIENCE

6630 Baltimore National Pike
Baltimore, MD 21228
410-747-8770
800-932-9047
www.phaseonline.com

Sample Receipt Checklist

Project Name: Chester River Hospital Center
PSS Project No.: 22071513

Client Name	Gannett Fleming, Inc.	**Received By**	Jillian Chapman
Disposal Date	08/19/2022	**Date Received**	07/15/2022 01:05:00 PM
		Delivered By	Client
		Tracking No	Not Applicable
		Logged In By	Marissa Vertucci

Shipping Container(s)

No. of Coolers 4

		Ice	Present
Custody Seal(s) Intact?	N/A	Temp (deg C)	5.9
Seal(s) Signed / Dated?	N/A	Temp Blank Present	No

Documentation

		Sampler Name	MS, DS
COC agrees with sample labels?	Yes	MD DW Cert. No.	N/A
Chain of Custody	Yes		

Sample Container

		Custody Seal(s) Intact?	Not Applicable
Appropriate for Specified Analysis?	Yes	Seal(s) Signed / Dated	Not Applicable
Intact?	Yes		
Labeled and Labels Legible?	Yes		

Holding Time

		Total No. of Samples Received	10
All Samples Received Within Holding Time(s)?	Yes	Total No. of Containers Received	40

Preservation

Total Metals	(pH<2)	N/A
Dissolved Metals, filtered within 15 minutes of collection	(pH<2)	N/A
Orthophosphorus, filtered within 15 minutes of collection		N/A
Cyanides	(pH>12)	N/A
Sulfide	(pH>9)	N/A
TOC, DOC (field filtered), COD, Phenols	(pH<2)	N/A
TOX, TKN, NH3, Total Phos	(pH<2)	N/A
VOC, BTEX (VOA Vials Rcvd Preserved)	(pH<2)	Yes
Do VOA vials have zero headspace?		Yes
624 VOC (Rcvd at least one unpreserved VOA vial)		N/A
524 VOC (Rcvd with trip blanks)	(pH<2)	N/A

Comments: (Any "No" response must be detailed in the comments section below.)

For any improper preservation conditions, list sample ID, preservative added (reagent ID number) below as well as documentation of any client notification as well as client instructions. Samples for pH, chlorine and dissolved oxygen should be analyzed as soon as possible, preferably in the field at the time of sampling. Samples which require thermal preservation shall be considered acceptable when received at a temperature above freezing to 6°C. Samples that are hand delivered on the day that they are collected may not meet these criteria but shall be considered acceptable if there is evidence that the chilling process has begun such as arrival on ice.

Samples Inspected/Checklist Completed By: Marissa Vertucci Date: 07/15/2022

PM Review and Approval: Lynn Jackson Date: 07/18/2022

PHASE
SEPARATION
SCIENCE

6630 Baltimore National Pike
Baltimore, MD 21228
410-747-8770
800-932-9047
www.phaseonline.com

Certificate of Analysis

Project Name: Chester River Hospital Center
PSS Project No.: 22071514

July 22, 2022

Steve Slatnick
Gannett Fleming, Inc.
7133 Rutherford Road, Suite 300
Baltimore, MD 21244

Reference: PSS Project No: **22071514**
Project Name: Chester River Hospital Center
Project Location: Chestertown, MD
Project ID.: 67688

Dear Steve Slatnick:

This report includes the analytical results from the analyses performed on the samples received under the project name referenced above and identified with the Phase Separation Science (PSS) Project number(s) **22071514**.

All work reported herein has been performed in accordance with current NELAP standards, referenced methodologies, PSS Standard Operating Procedures and the PSS Quality Assurance Manual unless otherwise noted in the Case Narrative Summary. PSS is limited in liability to the actual cost of the sample analysis done.

PSS reserves the right to return any unused samples, extracts or related solutions. Otherwise, the samples are scheduled for disposal, without any further notice, on August 19, 2022, with the exception of air canisters which are cleaned immediately following analysis. This includes any samples that were received with a request to be held but lacked a specific hold period. It is your responsibility to provide a written request defining a specific disposal date if additional storage is required. Upon receipt, the request will be acknowledged by PSS, thus extending the storage period.

This report shall not be reproduced except in full, without the written approval of an authorized PSS representative. A copy of this report will be retained by PSS for at least 5 years, after which time it will be disposed of without further notice, unless prior arrangements have been made.

We thank you for selecting Phase Separation Science, Inc. to serve your analytical needs. If you have any questions concerning this report, do not hesitate to contact us at 410-747-8770 or info@phaseonline.com.

Sincerely,

Dan Prucnal
Laboratory Manager

PHASE SEPARATION SCIENCE

6630 Baltimore National Pike
Baltimore, MD 21228
410-747-8770
800-932-9047
www.phaseonline.com

Explanation of Qualifiers

Project Name: Chester River Hospital Center

PSS Project No.: 22071514

Project ID: 67688

The following samples were received under chain of custody by Phase Separation Science (PSS) on 07/15/2022 at 01:05 pm

PSS Sample ID	Sample ID	Matrix	Date/Time Collected
22071514-001	MW-11	GROUND WATER	07/14/22 15:30
22071514-002	MW-20	GROUND WATER	07/14/22 15:15
22071514-003	MW-45	GROUND WATER	07/15/22 07:10
22071514-005	MW-54	GROUND WATER	07/15/22 08:42
22071514-006	MW-46	GROUND WATER	07/15/22 08:40
22071514-007	MW-13	GROUND WATER	07/15/22 08:00
22071514-008	MW-47	GROUND WATER	07/15/22 09:22
22071514-009	MW-14	GROUND WATER	07/15/22 10:07

Please reference the Chain of Custody and Sample Receipt Checklist for specific container counts and preservatives. Any sample conditions not in compliance with sample acceptance criteria are described in Case Narrative Summary.

Notes:

1. The presence of a common laboratory contaminant such as methylene chloride may be considered a possible laboratory artifact. Where observed, appropriate consideration of data should be taken.
2. Unless otherwise noted in the case narrative, results are reported on a dry weight basis with the exception of pH, flashpoint, moisture, and paint filter test.
3. Drinking water samples collected for the purpose of compliance with SDWA may not be suitable for their intended use unless collected by a certified sampler [COMAR 26.08.05.07.C.2].
4. The analyses of 1,2-dibromo-3-chloropropane (DBCP) and 1,2-dibromoethane (EDB) by EPA 524.2 and calcium, magnesium, sodium and iron by EPA 200.8 are not currently promulgated for use in testing to meet the Safe Drinking Water Act and as such cannot be used for compliance purposes. The listings of the current promulgated methods for testing in compliance with the Safe Drinking Water Act can be found in the 40 CFR part 141.1, for the primary drinking water contaminates, and part 141.3, for the secondary drinking water contaminates.
5. Sample prepared under EPA 3550C with concentrations greater than 20 mg/Kg should employ the microtip extraction procedure if required to meet data quality objectives.
6. The analysis of acrolein by EPA 624 must be analyzed within three days of sampling unless pH is adjusted to 4-5 units [40 CFR part 136.3(e)].
7. Method 180.1, The Determination of Turbidity by Nephelometry, recommends samples over 40 NTU be diluted until the turbidity falls below 40 units. Routine samples over 40 NTU may not be diluted as long as the data quality objectives are not affected.
8. Alkalinity results analyzed by EPA 310.2 that are reported by dilution are estimated and are not in compliance with method requirements.

Standard Flags/Abbreviations:

B	A target analyte or common laboratory contaminant was identified in the method blank. Its presence indicates possible field or laboratory contamination.
C	Results Pending Final Confirmation.
E	The data exceeds the upper calibration limit; therefore, the concentration is reported as estimated.
Fail	The result exceeds the regulatory level for Toxicity Characteristic (TCLP) as cited in 40 CFR 261.24 Table 1.
J	The target analyte was positively identified below the reporting limit but greater than the MDL.
MDL	This is the Laboratory Method Detection Limit which is equivalent to the Limit of Detection (LOD). The LOD is the minimum result, which can be reliably discriminated from a blank with a predetermined confidence level. This value will remain constant across multiple similar instrumentation and among different analysts. An LOD is analyte and matrix specific. instrumentation and among different analysts. An LOD is analyte and matrix specific.
ND	Not Detected at or above the reporting limit.
RL	PSS Reporting Limit.
U	Not detected.

Certifications:

NELAP Certifications: PA 68-03330, VA 460156
State Certifications: MD 179, WV 303
Regulated Soil Permit: P330-12-00268
NSWC USCG Accepted Laboratory
LDBE MWAA LD1997-0041-2015

Explanation of Qualifiers

6630 Baltimore National Pike
Baltimore, MD 21228
410-747-8770
800-932-9047
www.phaseonline.com

Project Name: Chester River Hospital Center

PSS Project No.: 22071514

PHASE SEPARATION SCIENCE

6630 Baltimore National Pike
Baltimore, MD 21228
410-747-8770
800-932-9047
www.phaseonline.com

Certificate of Analysis

Project Name: Chester River Hospital Center
PSS Project No.: 22071514

Sample ID: MW-11 **Date/Time Sampled: 07/14/2022 15:30** **PSS Sample ID: 22071514-001**
Matrix: GROUND WATER **Date/Time Received: 07/15/2022 13:05**

DRO - with silica gel column cleanup — Analytical Method: SW-846 8015C DRO — Preparation Method: SW3510C
Clean up Method: SW846 3630C

	Result	Units	RL	Flag	Dil	Prepared	Analyzed	Analyst
TPH-DRO (Diesel Range Organics)	ND	mg/L	0.10		1	07/18/22	07/18/22 16:51	1070
Surrogate(s)	***Recovery***		***Limits***					
o-Terphenyl	*77*	*%*	*52-100*		*1*	*07/18/22*	*07/18/22 16:51*	*1070*

Sample ID: MW-20 **Date/Time Sampled: 07/14/2022 15:15** **PSS Sample ID: 22071514-002**
Matrix: GROUND WATER **Date/Time Received: 07/15/2022 13:05**

DRO - with silica gel column cleanup — Analytical Method: SW-846 8015C DRO — Preparation Method: SW3510C
Clean up Method: SW846 3630C

	Result	Units	RL	Flag	Dil	Prepared	Analyzed	Analyst
TPH-DRO (Diesel Range Organics)	**0.11**	mg/L	0.10		1	07/18/22	07/18/22 17:16	1070
Surrogate(s)	***Recovery***		***Limits***					
o-Terphenyl	*81*	*%*	*52-100*		*1*	*07/18/22*	*07/18/22 17:16*	*1070*

Sample ID: MW-45 **Date/Time Sampled: 07/15/2022 07:10** **PSS Sample ID: 22071514-003**
Matrix: GROUND WATER **Date/Time Received: 07/15/2022 13:05**

DRO - with silica gel column cleanup — Analytical Method: SW-846 8015C DRO — Preparation Method: SW3510C
Clean up Method: SW846 3630C

	Result	Units	RL	Flag	Dil	Prepared	Analyzed	Analyst
TPH-DRO (Diesel Range Organics)	ND	mg/L	0.10		1	07/18/22	07/18/22 20:07	1070
Surrogate(s)	***Recovery***		***Limits***					
o-Terphenyl	*47*	*%*	*52-100*	*	*1*	*07/18/22*	*07/18/22 20:07*	*1070*

Sample ID: MW-54 **Date/Time Sampled: 07/15/2022 08:42** **PSS Sample ID: 22071514-005**
Matrix: GROUND WATER **Date/Time Received: 07/15/2022 13:05**

DRO - with silica gel column cleanup — Analytical Method: SW-846 8015C DRO — Preparation Method: SW3510C
Clean up Method: SW846 3630C

	Result	Units	RL	Flag	Dil	Prepared	Analyzed	Analyst
TPH-DRO (Diesel Range Organics)	**0.14**	mg/L	0.11		1	07/18/22	07/18/22 20:32	1070
Surrogate(s)	***Recovery***		***Limits***					
o-Terphenyl	*52*	*%*	*52-100*		*1*	*07/18/22*	*07/18/22 20:32*	*1070*

PHASE SEPARATION SCIENCE

6630 Baltimore National Pike
Baltimore, MD 21228
410-747-8770
800-932-9047
www.phaseonline.com

Certificate of Analysis

Project Name: Chester River Hospital Center
PSS Project No.: 22071514

Sample ID: MW-46 **Date/Time Sampled: 07/15/2022 08:40** **PSS Sample ID: 22071514-006**
Matrix: GROUND WATER **Date/Time Received: 07/15/2022 13:05**

DRO - with silica gel column cleanup — Analytical Method: SW-846 8015C DRO — Preparation Method: SW3510C
Clean up Method: SW846 3630C

	Result	Units	RL	Flag	Dil	Prepared	Analyzed	Analyst
TPH-DRO (Diesel Range Organics)	**0.42**	mg/L	0.11		1	07/18/22	07/18/22 20:56	1070
Surrogate(s)	***Recovery***		***Limits***					
o-Terphenyl	*74*	*%*	*52-100*		*1*	*07/18/22*	*07/18/22 20:56*	*1070*

Sample ID: MW-13 **Date/Time Sampled: 07/15/2022 08:00** **PSS Sample ID: 22071514-007**
Matrix: GROUND WATER **Date/Time Received: 07/15/2022 13:05**

DRO - with silica gel column cleanup — Analytical Method: SW-846 8015C DRO — Preparation Method: SW3510C
Clean up Method: SW846 3630C

	Result	Units	RL	Flag	Dil	Prepared	Analyzed	Analyst
TPH-DRO (Diesel Range Organics)	ND	mg/L	0.10		1	07/18/22	07/18/22 21:21	1070
Surrogate(s)	***Recovery***		***Limits***					
o-Terphenyl	*54*	*%*	*52-100*		*1*	*07/18/22*	*07/18/22 21:21*	*1070*

Sample ID: MW-47 **Date/Time Sampled: 07/15/2022 09:22** **PSS Sample ID: 22071514-008**
Matrix: GROUND WATER **Date/Time Received: 07/15/2022 13:05**

DRO - with silica gel column cleanup — Analytical Method: SW-846 8015C DRO — Preparation Method: SW3510C
Clean up Method: SW846 3630C

	Result	Units	RL	Flag	Dil	Prepared	Analyzed	Analyst
TPH-DRO (Diesel Range Organics)	ND	mg/L	0.10		1	07/18/22	07/18/22 21:46	1070
Surrogate(s)	***Recovery***		***Limits***					
o-Terphenyl	*61*	*%*	*52-100*		*1*	*07/18/22*	*07/18/22 21:46*	*1070*

Sample ID: MW-14 **Date/Time Sampled: 07/15/2022 10:07** **PSS Sample ID: 22071514-009**
Matrix: GROUND WATER **Date/Time Received: 07/15/2022 13:05**

DRO - with silica gel column cleanup — Analytical Method: SW-846 8015C DRO — Preparation Method: SW3510C
Clean up Method: SW846 3630C

	Result	Units	RL	Flag	Dil	Prepared	Analyzed	Analyst
TPH-DRO (Diesel Range Organics)	**0.15**	mg/L	0.10		1	07/18/22	07/18/22 22:10	1070
Surrogate(s)	***Recovery***		***Limits***					
o-Terphenyl	*90*	*%*	*52-100*		*1*	*07/18/22*	*07/18/22 22:10*	*1070*

6630 Baltimore National Pike
Baltimore, MD 21228
410-747-8770
800-932-9047
www.phaseonline.com

Project Name: Chester River Hospital Center

PSS Project No.: 22071514

Any holding time exceedances, deviations from the method specifications, regulatory requirements or variations to the procedures outlined in the PSS Quality Assurance Manual are outlined below.

Matrix spike and matrix spike duplicate analyses may not be performed due to insufficient sample quantity. In these instances, a laboratory control sample and laboratory control sample duplicate are analyzed unless otherwise noted or specified in the method.

Sample Receipt:

All sample receipt conditions were acceptable.

NELAP accreditation was held for all analyses performed unless noted below. See www.phaseonline.com for complete PSS scope of accreditation.

PHASE SEPARATION SCIENCE

6630 Baltimore National Pike
Baltimore, MD 21228
410-747-8770
800-932-9047
www.phaseonline.com

Lab Chronology

Project Name: Chester River Hospital Center
PSS Project No.: 22071514

Method	Client Sample ID	Analysis Type	PSS Sample ID	Mtx	Prep Batch	Analytical Batch	Prepared	Analyzed
SW-846 8015C DRO	MW-11	Initial	22071514-001	W	91537	195640	07/18/2022 08:26	07/18/2022 16:51
	MW-20	Initial	22071514-002	W	91537	195640	07/18/2022 08:26	07/18/2022 17:16
	MW-45	Initial	22071514-003	W	91537	195640	07/18/2022 08:26	07/18/2022 20:07
	MW-54	Initial	22071514-005	W	91537	195640	07/18/2022 08:26	07/18/2022 20:32
	MW-46	Initial	22071514-006	W	91537	195640	07/18/2022 08:26	07/18/2022 20:56
	MW-13	Initial	22071514-007	W	91537	195640	07/18/2022 08:26	07/18/2022 21:21
	MW-47	Initial	22071514-008	W	91537	195640	07/18/2022 08:26	07/18/2022 21:46
	MW-14	Initial	22071514-009	W	91537	195640	07/18/2022 08:26	07/18/2022 22:10
	91537-1-BKS	BKS	91537-1-BKS	W	91537	195640	07/18/2022 08:26	07/18/2022 12:15
	91537-1-BLK	BLK	91537-1-BLK	W	91537	195640	07/18/2022 08:26	07/18/2022 11:51
	91537-1-BSD	BSD	91537-1-BSD	W	91537	195640	07/18/2022 08:26	07/18/2022 14:32

PHASE SEPARATION SCIENCE

6630 Baltimore National Pike
Baltimore, MD 21228
410-747-8770
800-932-9047
www.phaseonline.com

QC Summary

Project Name Chester River Hospital Center
PSS Project No.: 22071514

Analytical Method: SW-846 8015C DRO Prep Method: SW3510C
Seq Number: 195640 Matrix: Water Date Prep: 07/18/22
MB Sample Id: 91537-1-BLK LCS Sample Id: 91537-1-BKS LCSD Sample Id: 91537-1-BSD

Parameter	MB Result	Spike Amount	LCS Result	LCS %Rec	LCSD Result	LCSD %Rec	Limits	RPD	RPD Limit	Units	Flag
TPH-DRO (Diesel Range Organics)	<0.1000	1.000	0.6895	69	0.8059	81	63-119	16	21	mg/L	

Surrogate	MB %Rec	MB Flag	LCS Result	LCS Flag	LCSD Result	LCSD Flag	Limits	Units
o-Terphenyl	61		79		88		52-100	%

F = RPD exceeded the laboratory control limits
X = Recovery of MS, MSD or both outside of QC Criteria
H= Recovery of BS,BSD or both exceeded the laboratory control limits
L = Recovery of BS,BSD or both below the laboratory control limits

PHASE SEPARATION SCIENCE

6630 Baltimore National Pike
Baltimore, MD 21228
410-747-8770
800-932-9047
www.phaseonline.com

QC Summary

Project Name Chester River Hospital Center
PSS Project No.: 22071514

Analytical Method: SW-846 8015 C TCLP
Seq Number: 191970 Matrix: Water
Parent Sample Id: ICV-02 ICV Sample Id: ICV-02 Analyzed Date: 03/02/22 21:14

Parameter	Spike Amount	ICV Result	ICV %Rec	Limits	Units	Flag
TPH-DRO (Diesel Range Organics)	2500	2597	104	80-120	mg/L	

Surrogate	ICV Result	Limits	Units	Flag
o-Terphenyl	102	80-120	%	

Analytical Method: SW-846 8015C DRO
Seq Number: 195640 Matrix: Water
CCV Sample Id: CCV-F1 Analyzed Date: 07/18/22 10:37

Parameter	Spike Amount	CCV Result	CCV %Rec	Limits	Units	Flag
TPH-DRO (Diesel Range Organics)	2500	2363	95	80-120	mg/L	

Surrogate	CCV Result	Limits	Units	Flag
o-Terphenyl	96	80-120	%	

Analytical Method: SW-846 8015C DRO
Seq Number: 195640 Matrix: Water
CCV Sample Id: CCV-F2 Analyzed Date: 07/18/22 19:18

Parameter	Spike Amount	CCV Result	CCV %Rec	Limits	Units	Flag
TPH-DRO (Diesel Range Organics)	2500	2589	104	80-120	mg/L	

Surrogate	CCV Result	Limits	Units	Flag
o-Terphenyl	105	80-120	%	

Analytical Method: SW-846 8015C DRO
Seq Number: 195640 Matrix: Water
CCV Sample Id: CCV-F3 Analyzed Date: 07/18/22 22:59

Parameter	Spike Amount	CCV Result	CCV %Rec	Limits	Units	Flag
TPH-DRO (Diesel Range Organics)	2500	2591	104	80-120	mg/L	

Surrogate	CCV Result	Limits	Units	Flag
o-Terphenyl	105	80-120	%	

X = Recovery outside of QC Criteria

PHASE SEPARATION SCIENCE

CHAIN OF CUSTODY FORM

All fields must be completed accurately. Shaded sections for lab use only.

www.phaseonline.com ~ info@phaseonline.com

6630 Baltimore National Pike • Suite 103-A • Baltimore, Maryland 21228 • (410) 747-8770 • (800) 932-9047

①

PSS CLIENT: Gannett Fleming, Inc — OFFICE LOCATION: Baltimore

BILL TO (if different): — PHONE #: 443-562-1292

CONTACT: Steve Slatnick — EMAIL: sslatnick@gfnet.com

PROJECT NAME: Chester River Hospital Center — PROJECT #: 67688

SITE LOCATION: Chestertown, MD — P.O. #: 67688

SAMPLER(S): MS/DS — DW CERT #:

PSS Work Order #: 22071514 / 22071513 — PAGE 1 OF 1

Matrix Codes: SW=Surface Water DW=Drinking Water GW=Ground Water WW=Waste Water O=Oil S=Soil SOL=Solid A=Air WI=Wipe

②

PSS ID	SAMPLE IDENTIFICATION	DATE SAMPLED	TIME SAMPLED	MATRIX Use Codes	# OF CONTAINERS	SAMPLE TYPE: C=COMPOSITE G=GRAB	Preservatives Use Codes	8015B (DRO)	3630 (DRO using	Silica Gel Cleanup)	8260 (VOCs,	fuel oxygenates,	& naphthalene)	E300.0 Nitrate			
							Analysis/ Method Required ③	6	6		1,6			6			
1	MW-11	7/14/22	1530	GW	4	G		X	X		X						
2	MW-20	↓	1515	GW	4	G		X	X		X						
3	MW-45	7/15/22	0710	GW	4	G		X	X		X						
4	MW-19		0807	GW	4	G		X			X						
5	MW-54		0842	GW	4	G		X	X		X						
6	MW-46		0840	GW	4	G		X	X		X						
7	MW-13		0800	GW	4	G		X	X		X						
8	MW-47		0922	GW	5	G		X	X		X			X			
9	MW-14	↓	1007	GW	5	G		X	X		X			X			
10	Trip Blank			GW	2	G					X						

Preservative Codes: 1 - HCL, 2 - H_2SO_4, 3 - HNO_3, 4 - NaOH, 5 - E624KIT, 6 - ICE, 7 - Sodium Thiosulfate, 8 - Ascorbic Acid, 9 - TerraCore Kit

⑤

Relinquished By:	Date	Time	Received By:
(1) [signature]	7/15/22	1305	[signature]
(2)			
(3)			
(4)			

④

Requested TAT (One TAT per COC): ☒ 5-Day ☐ 3-Day ☐ 2-Day ☒ Next Day ☐ Emergency ☐ Other

STATE RESULTS REPORTED TO: ☒ MD ☐ DE ☐ PA ☐ VA ☐ WV ☐ OTHER

COMPLIANCE? ☐ DW ☐ WW

EDD FORMAT TYPE

Ice Present: Pres

Custody Seal: Abs

Coolers: 4 — Temp: 5.7-5.9°C

Shipping Carrier: Client

Special Instructions: CC: Robert Scrafford & Donald Koch

This chain of custody is a legal document. The client (PSS Client), by signing, or having client's agent sign, this "Chain of Custody Form", agrees to pay for the above requested services per the latest version of the Service Brochure or PSS-provided quotation including any and all attorney's or other reasonable fees if collection becomes necessary.

PHASE SEPARATION SCIENCE

6630 Baltimore National Pike
Baltimore, MD 21228
410-747-8770
800-932-9047
www.phaseonline.com

Sample Receipt Checklist

Project Name: Chester River Hospital Center
PSS Project No.: 22071514

Client Name	Gannett Fleming, Inc.	**Received By**	Jillian Chapman
Disposal Date	08/19/2022	**Date Received**	07/15/2022 01:05:00 PM
		Delivered By	Client
		Tracking No	Not Applicable
		Logged In By	Marissa Vertucci

Shipping Container(s)

No. of Coolers 4

		Ice	Present
Custody Seal(s) Intact?	N/A	Temp (deg C)	5.9
Seal(s) Signed / Dated?	N/A	Temp Blank Present	No

Documentation

		Sampler Name	MS, DS
COC agrees with sample labels?	Yes	MD DW Cert. No.	N/A
Chain of Custody	Yes		

Sample Container

		Custody Seal(s) Intact?	Not Applicable
Appropriate for Specified Analysis?	Yes	Seal(s) Signed / Dated	Not Applicable
Intact?	Yes		
Labeled and Labels Legible?	Yes		

Holding Time

		Total No. of Samples Received	8
All Samples Received Within Holding Time(s)?	Yes	Total No. of Containers Received	8

Preservation

Total Metals	(pH<2)	N/A
Dissolved Metals, filtered within 15 minutes of collection	(pH<2)	N/A
Orthophosphorus, filtered within 15 minutes of collection		N/A
Cyanides	(pH>12)	N/A
Sulfide	(pH>9)	N/A
TOC, DOC (field filtered), COD, Phenols	(pH<2)	N/A
TOX, TKN, NH3, Total Phos	(pH<2)	N/A
VOC, BTEX (VOA Vials Rcvd Preserved)	(pH<2)	N/A
Do VOA vials have zero headspace?		N/A
624 VOC (Rcvd at least one unpreserved VOA vial)		N/A
524 VOC (Rcvd with trip blanks)	(pH<2)	N/A

Comments: (Any "No" response must be detailed in the comments section below.)

For any improper preservation conditions, list sample ID, preservative added (reagent ID number) below as well as documentation of any client notification as well as client instructions. Samples for pH, chlorine and dissolved oxygen should be analyzed as soon as possible, preferably in the field at the time of sampling. Samples which require thermal preservation shall be considered acceptable when received at a temperature above freezing to 6°C. Samples that are hand delivered on the day that they are collected may not meet these criteria but shall be considered acceptable if there is evidence that the chilling process has begun such as arrival on ice.

Samples Inspected/Checklist Completed By: Marissa Vertucci Date: 07/15/2022

PM Review and Approval: Lynn Jackson Date: 07/18/2022

PHASE
SEPARATION
SCIENCE

6630 Baltimore National Pike
Baltimore, MD 21228
410-747-8770
800-932-9047
www.phaseonline.com

Certificate of Analysis

Project Name: Chester River Hospital Center
PSS Project No.: 22082320

August 30, 2022

Steve Slatnick
Gannett Fleming, Inc.
7133 Rutherford Road, Suite 300
Baltimore, MD 21244

Reference: PSS Project No: **22082320**
Project Name: Chester River Hospital Center
Project Location: Chestertown, MD
Project ID.: 67688

Dear Steve Slatnick:

This report includes the analytical results from the analyses performed on the samples received under the project name referenced above and identified with the Phase Separation Science (PSS) Project number(s) **22082320**.

All work reported herein has been performed in accordance with current NELAP standards, referenced methodologies, PSS Standard Operating Procedures and the PSS Quality Assurance Manual unless otherwise noted in the Case Narrative Summary. PSS is limited in liability to the actual cost of the sample analysis done.

PSS reserves the right to return any unused samples, extracts or related solutions. Otherwise, the samples are scheduled for disposal, without any further notice, on September 27, 2022, with the exception of air canisters which are cleaned immediately following analysis. This includes any samples that were received with a request to be held but lacked a specific hold period. It is your responsibility to provide a written request defining a specific disposal date if additional storage is required. Upon receipt, the request will be acknowledged by PSS, thus extending the storage period.

This report shall not be reproduced except in full, without the written approval of an authorized PSS representative. A copy of this report will be retained by PSS for at least 5 years, after which time it will be disposed of without further notice, unless prior arrangements have been made.

We thank you for selecting Phase Separation Science, Inc. to serve your analytical needs. If you have any questions concerning this report, do not hesitate to contact us at 410-747-8770 or info@phaseonline.com.

Sincerely,

Dan Prucnal
Laboratory Manager

PHASE SEPARATION SCIENCE

6630 Baltimore National Pike
Baltimore, MD 21228
410-747-8770
800-932-9047
www.phaseonline.com

Explanation of Qualifiers

Project Name: Chester River Hospital Center
PSS Project No.: 22082320

Project ID: 67688

The following samples were received under chain of custody by Phase Separation Science (PSS) on 08/23/2022 at 04:30 pm

PSS Sample ID	Sample ID	Matrix	Date/Time Collected
22082320-001	MW-16	GROUND WATER	08/22/22 11:10
22082320-002	MW-29	GROUND WATER	08/22/22 10:28
22082320-003	S-3	GROUND WATER	08/22/22 10:30
22082320-004	MW-28	GROUND WATER	08/22/22 11:25
22082320-005	MW-50	GROUND WATER	08/22/22 12:35
22082320-006	MW-24	GROUND WATER	08/22/22 10:30
22082320-007	MW-18	GROUND WATER	08/22/22 12:35
22082320-008	S-1	GROUND WATER	08/22/22 12:45
22082320-009	S-2	GROUND WATER	08/22/22 11:35
22082320-010	Trip Blank	WATER	08/22/22 00:00
22082320-011	MW-25	GROUND WATER	08/22/22 13:40
22082320-012	MW-23	GROUND WATER	08/22/22 14:05
22082320-013	MW-15	GROUND WATER	08/22/22 14:22
22082320-014	MW-49	GROUND WATER	08/22/22 13:20
22082320-015	MW-17	GROUND WATER	08/22/22 15:05
22082320-016	MW-48	GROUND WATER	08/22/22 15:15
22082320-017	MW-34	GROUND WATER	08/23/22 08:45
22082320-018	MW-1	GROUND WATER	08/23/22 09:05
22082320-019	MW-33	GROUND WATER	08/23/22 09:30
22082320-020	MW-2	GROUND WATER	08/23/22 10:00
22082320-021	MW-35	GROUND WATER	08/23/22 10:20
22082320-022	MW-5	GROUND WATER	08/23/22 10:50
22082320-023	MW-56	GROUND WATER	08/23/22 11:05
22082320-024	MW-20	GROUND WATER	08/23/22 11:40
22082320-025	MW-37	GROUND WATER	08/23/22 12:53
22082320-026	MW-51	GROUND WATER	08/23/22 11:45
22082320-027	MW-19	GROUND WATER	08/23/22 13:20
22082320-028	MW-4	GROUND WATER	08/23/22 13:55
22082320-029	MW-21	GROUND WATER	08/23/22 14:10

Please reference the Chain of Custody and Sample Receipt Checklist for specific container counts and preservatives. Any sample conditions not in compliance with sample acceptance criteria are described in Case Narrative Summary.

PHASE SEPARATION SCIENCE

6630 Baltimore National Pike
Baltimore, MD 21228
410-747-8770
800-932-9047
www.phaseonline.com

Explanation of Qualifiers

Project Name: Chester River Hospital Center

PSS Project No.: 22082320

Notes:

1. The presence of a common laboratory contaminant such as methylene chloride may be considered a possible laboratory artifact. Where observed, appropriate consideration of data should be taken.
2. Unless otherwise noted in the case narrative, results are reported on a dry weight basis with the exception of pH, flashpoint, moisture, and paint filter test.
3. Drinking water samples collected for the purpose of compliance with SDWA may not be suitable for their intended use unless collected by a certified sampler [COMAR 26.08.05.07.C.2].
4. The analyses of 1,2-dibromo-3-chloropropane (DBCP) and 1,2-dibromoethane (EDB) by EPA 524.2 and calcium, magnesium, sodium and iron by EPA 200.8 are not currently promulgated for use in testing to meet the Safe Drinking Water Act and as such cannot be used for compliance purposes. The listings of the current promulgated methods for testing in compliance with the Safe Drinking Water Act can be found in the 40 CFR part 141.1, for the primary drinking water contaminates, and part 141.3, for the secondary drinking water contaminates.
5. Sample prepared under EPA 3550C with concentrations greater than 20 mg/Kg should employ the microtip extraction procedure if required to meet data quality objectives.
6. The analysis of acrolein by EPA 624 must be analyzed within three days of sampling unless pH is adjusted to 4-5 units [40 CFR part 136.3(e)].
7. Method 180.1, The Determination of Turbidity by Nephelometry, recommends samples over 40 NTU be diluted until the turbidity falls below 40 units. Routine samples over 40 NTU may not be diluted as long as the data quality objectives are not affected.
8. Alkalinity results analyzed by EPA 310.2 that are reported by dilution are estimated and are not in compliance with method requirements.

Standard Flags/Abbreviations:

B	A target analyte or common laboratory contaminant was identified in the method blank. Its presence indicates possible field or laboratory contamination.
C	Results Pending Final Confirmation.
E	The data exceeds the upper calibration limit; therefore, the concentration is reported as estimated.
Fail	The result exceeds the regulatory level for Toxicity Characteristic (TCLP) as cited in 40 CFR 261.24 Table 1.
J	The target analyte was positively identified below the reporting limit but greater than the MDL.
MDL	This is the Laboratory Method Detection Limit which is equivalent to the Limit of Detection (LOD). The LOD is the minimum result, which can be reliably discriminated from a blank with a predetermined confidence level. This value will remain constant across multiple similar instrumentation and among different analysts. An LOD is analyte and matrix specific. instrumentation and among different analysts. An LOD is analyte and matrix specific.
ND	Not Detected at or above the reporting limit.
RL	PSS Reporting Limit.
U	Not detected.

Certifications:

NELAP Certifications: PA 68-03330, VA 460156
State Certifications: MD 179, WV 303
Regulated Soil Permit: P330-12-00268
NSWC USCG Accepted Laboratory
LDBE MWAA LD1997-0041-2015

PHASE SEPARATION SCIENCE

6630 Baltimore National Pike
Baltimore, MD 21228
410-747-8770
800-932-9047
www.phaseonline.com

Certificate of Analysis

Project Name: Chester River Hospital Center
PSS Project No.: 22082320

Sample ID: MW-16 **Date/Time Sampled: 08/22/2022 11:10** **PSS Sample ID: 22082320-001**
Matrix: GROUND WATER **Date/Time Received: 08/23/2022 16:30**

Total Petroleum Hydrocarbons - DRO Analytical Method: SW-846 8015C DRO Preparation Method: SW3510C

	Result	Units	RL	Flag	Dil	Prepared	Analyzed	Analyst
TPH-DRO (Diesel Range Organics)	ND	mg/L	0.10		1	08/25/22	08/25/22 18:24	1069
Surrogate(s)	***Recovery***		***Limits***					
o-Terphenyl	*87*	*%*	*52-100*		*1*	*08/25/22*	*08/25/22 18:24*	*1069*

TCL Volatiles plus Oxygenates Analytical Method: SW-846 8260 D Preparation Method: SW5030B

Qualifier(s): See Batch 196695 on Case Narrative.

	Result	Units	RL	Flag	Dil	Prepared	Analyzed	Analyst
Acetone	ND	ug/L	5.0		1	08/26/22	08/26/22 10:15	1011
tert-Amyl alcohol	ND	ug/L	5.0		1	08/26/22	08/26/22 10:15	1011
tert-Amyl ethyl ether	ND	ug/L	1.0		1	08/26/22	08/26/22 10:15	1011
tert-Amyl methyl ether	ND	ug/L	1.0		1	08/26/22	08/26/22 10:15	1011
Benzene	ND	ug/L	1.0		1	08/26/22	08/26/22 10:15	1011
Bromochloromethane	ND	ug/L	1.0		1	08/26/22	08/26/22 10:15	1011
Bromodichloromethane	ND	ug/L	1.0		1	08/26/22	08/26/22 10:15	1011
Bromoform	ND	ug/L	1.0		1	08/26/22	08/26/22 10:15	1011
Bromomethane	ND	ug/L	1.0		1	08/26/22	08/26/22 10:15	1011
tert-Butyl alcohol	ND	ug/L	5.0		1	08/26/22	08/26/22 10:15	1011
2-Butanone (MEK)	ND	ug/L	5.0		1	08/26/22	08/26/22 10:15	1011
tert-Butyl ethyl ether	ND	ug/L	1.0		1	08/26/22	08/26/22 10:15	1011
Carbon Disulfide	ND	ug/L	1.0		1	08/26/22	08/26/22 10:15	1011
Carbon tetrachloride	ND	ug/L	1.0		1	08/26/22	08/26/22 10:15	1011
Chlorobenzene	ND	ug/L	1.0		1	08/26/22	08/26/22 10:15	1011
Chloroethane	ND	ug/L	1.0		1	08/26/22	08/26/22 10:15	1011
Chloroform	ND	ug/L	1.0		1	08/26/22	08/26/22 10:15	1011
Chloromethane	ND	ug/L	1.0		1	08/26/22	08/26/22 10:15	1011
Cyclohexane	ND	ug/L	1.0		1	08/26/22	08/26/22 10:15	1011
1,2-Dibromo-3-chloropropane	ND	ug/L	1.0		1	08/26/22	08/26/22 10:15	1011
Dibromochloromethane	ND	ug/L	1.0		1	08/26/22	08/26/22 10:15	1011
1,2-Dibromoethane	ND	ug/L	1.0		1	08/26/22	08/26/22 10:15	1011
1,2-Dichlorobenzene	ND	ug/L	1.0		1	08/26/22	08/26/22 10:15	1011
1,3-Dichlorobenzene	ND	ug/L	1.0		1	08/26/22	08/26/22 10:15	1011
Dichlorodifluoromethane	ND	ug/L	1.0		1	08/26/22	08/26/22 10:15	1011
1,4-Dichlorobenzene	ND	ug/L	1.0		1	08/26/22	08/26/22 10:15	1011
1,1-Dichloroethane	ND	ug/L	1.0		1	08/26/22	08/26/22 10:15	1011

PHASE SEPARATION SCIENCE

6630 Baltimore National Pike
Baltimore, MD 21228
410-747-8770
800-932-9047
www.phaseonline.com

Certificate of Analysis

Project Name: Chester River Hospital Center
PSS Project No.: 22082320

Sample ID: MW-16 **Date/Time Sampled: 08/22/2022 11:10** **PSS Sample ID: 22082320-001**
Matrix: GROUND WATER **Date/Time Received: 08/23/2022 16:30**

TCL Volatiles plus Oxygenates Analytical Method: SW-846 8260 D Preparation Method: SW5030B

Qualifier(s): See Batch 196695 on Case Narrative.

	Result	Units	RL	Flag	Dil	Prepared	Analyzed	Analyst
1,2-Dichloroethane	ND	ug/L	1.0		1	08/26/22	08/26/22 10:15	1011
cis-1,2-Dichloroethene	ND	ug/L	1.0		1	08/26/22	08/26/22 10:15	1011
1,1-Dichloroethene	ND	ug/L	1.0		1	08/26/22	08/26/22 10:15	1011
1,2-Dichloropropane	ND	ug/L	1.0		1	08/26/22	08/26/22 10:15	1011
cis-1,3-Dichloropropene	ND	ug/L	1.0		1	08/26/22	08/26/22 10:15	1011
trans-1,3-Dichloropropene	ND	ug/L	1.0		1	08/26/22	08/26/22 10:15	1011
trans-1,2-Dichloroethene	ND	ug/L	1.0		1	08/26/22	08/26/22 10:15	1011
Diisopropyl ether	ND	ug/L	1.0		1	08/26/22	08/26/22 10:15	1011
Ethylbenzene	ND	ug/L	1.0		1	08/26/22	08/26/22 10:15	1011
2-Hexanone (MBK)	ND	ug/L	5.0		1	08/26/22	08/26/22 10:15	1011
Isopropylbenzene	ND	ug/L	1.0		1	08/26/22	08/26/22 10:15	1011
Methyl Acetate	ND	ug/L	1.0		1	08/26/22	08/26/22 10:15	1011
Methylcyclohexane	ND	ug/L	1.0		1	08/26/22	08/26/22 10:15	1011
Methylene chloride	ND	ug/L	1.0		1	08/26/22	08/26/22 10:15	1011
4-Methyl-2-Pentanone (MIBK)	ND	ug/L	5.0		1	08/26/22	08/26/22 10:15	1011
Methyl-t-Butyl Ether	ND	ug/L	1.0		1	08/26/22	08/26/22 10:15	1011
Naphthalene	ND	ug/L	1.0		1	08/26/22	08/26/22 10:15	1011
Styrene	ND	ug/L	1.0		1	08/26/22	08/26/22 10:15	1011
1,1,2,2-Tetrachloroethane	ND	ug/L	1.0		1	08/26/22	08/26/22 10:15	1011
Tetrachloroethene	ND	ug/L	1.0		1	08/26/22	08/26/22 10:15	1011
Toluene	ND	ug/L	1.0		1	08/26/22	08/26/22 10:15	1011
1,2,3-Trichlorobenzene	ND	ug/L	1.0		1	08/26/22	08/26/22 10:15	1011
1,2,4-Trichlorobenzene	ND	ug/L	1.0		1	08/26/22	08/26/22 10:15	1011
1,1,1-Trichloroethane	ND	ug/L	1.0		1	08/26/22	08/26/22 10:15	1011
Trichloroethene	ND	ug/L	1.0		1	08/26/22	08/26/22 10:15	1011
1,1,2-Trichloroethane	ND	ug/L	1.0		1	08/26/22	08/26/22 10:15	1011
Trichlorofluoromethane	ND	ug/L	1.0		1	08/26/22	08/26/22 10:15	1011
1,1,2-Trichlorotrifluoroethane	ND	ug/L	1.0		1	08/26/22	08/26/22 10:15	1011
Vinyl chloride	ND	ug/L	1.0		1	08/26/22	08/26/22 10:15	1011
m&p-Xylene	ND	ug/L	2.0		1	08/26/22	08/26/22 10:15	1011
o-Xylene	ND	ug/L	1.0		1	08/26/22	08/26/22 10:15	1011

Surrogate(s)	*Recovery*		*Limits*				
4-Bromofluorobenzene	*100*	*%*	*88-120*	*1*	*08/26/22*	*08/26/22 10:15*	*1011*
Dibromofluoromethane	*100*	*%*	*92-107*	*1*	*08/26/22*	*08/26/22 10:15*	*1011*
Toluene-D8	*100*	*%*	*95-106*	*1*	*08/26/22*	*08/26/22 10:15*	*1011*

PHASE SEPARATION SCIENCE

6630 Baltimore National Pike
Baltimore, MD 21228
410-747-8770
800-932-9047
www.phaseonline.com

Certificate of Analysis

Project Name: Chester River Hospital Center
PSS Project No.: 22082320

Sample ID: MW-29 **Date/Time Sampled: 08/22/2022 10:28** **PSS Sample ID: 22082320-002**
Matrix: GROUND WATER **Date/Time Received: 08/23/2022 16:30**

Total Petroleum Hydrocarbons - DRO Analytical Method: SW-846 8015C DRO Preparation Method: SW3510C

	Result	Units	RL	Flag	Dil	Prepared	Analyzed	Analyst
TPH-DRO (Diesel Range Organics)	ND	mg/L	0.10		1	08/25/22	08/25/22 17:59	1069
Surrogate(s)	***Recovery***		***Limits***					
o-Terphenyl	*82*	*%*	*52-100*		*1*	*08/25/22*	*08/25/22 17:59*	*1069*

TCL Volatiles plus Oxygenates Analytical Method: SW-846 8260 D Preparation Method: SW5030B

Qualifier(s): See Batch 196695 on Case Narrative.

	Result	Units	RL	Flag	Dil	Prepared	Analyzed	Analyst
Acetone	ND	ug/L	5.0		1	08/26/22	08/26/22 10:38	1011
tert-Amyl alcohol	ND	ug/L	5.0		1	08/26/22	08/26/22 10:38	1011
tert-Amyl ethyl ether	ND	ug/L	1.0		1	08/26/22	08/26/22 10:38	1011
tert-Amyl methyl ether	ND	ug/L	1.0		1	08/26/22	08/26/22 10:38	1011
Benzene	ND	ug/L	1.0		1	08/26/22	08/26/22 10:38	1011
Bromochloromethane	ND	ug/L	1.0		1	08/26/22	08/26/22 10:38	1011
Bromodichloromethane	ND	ug/L	1.0		1	08/26/22	08/26/22 10:38	1011
Bromoform	ND	ug/L	1.0		1	08/26/22	08/26/22 10:38	1011
Bromomethane	ND	ug/L	1.0		1	08/26/22	08/26/22 10:38	1011
tert-Butyl alcohol	ND	ug/L	5.0		1	08/26/22	08/26/22 10:38	1011
2-Butanone (MEK)	ND	ug/L	5.0		1	08/26/22	08/26/22 10:38	1011
tert-Butyl ethyl ether	ND	ug/L	1.0		1	08/26/22	08/26/22 10:38	1011
Carbon Disulfide	ND	ug/L	1.0		1	08/26/22	08/26/22 10:38	1011
Carbon tetrachloride	ND	ug/L	1.0		1	08/26/22	08/26/22 10:38	1011
Chlorobenzene	ND	ug/L	1.0		1	08/26/22	08/26/22 10:38	1011
Chloroethane	ND	ug/L	1.0		1	08/26/22	08/26/22 10:38	1011
Chloroform	ND	ug/L	1.0		1	08/26/22	08/26/22 10:38	1011
Chloromethane	ND	ug/L	1.0		1	08/26/22	08/26/22 10:38	1011
Cyclohexane	ND	ug/L	1.0		1	08/26/22	08/26/22 10:38	1011
1,2-Dibromo-3-chloropropane	ND	ug/L	1.0		1	08/26/22	08/26/22 10:38	1011
Dibromochloromethane	ND	ug/L	1.0		1	08/26/22	08/26/22 10:38	1011
1,2-Dibromoethane	ND	ug/L	1.0		1	08/26/22	08/26/22 10:38	1011
1,2-Dichlorobenzene	ND	ug/L	1.0		1	08/26/22	08/26/22 10:38	1011
1,3-Dichlorobenzene	ND	ug/L	1.0		1	08/26/22	08/26/22 10:38	1011
Dichlorodifluoromethane	ND	ug/L	1.0		1	08/26/22	08/26/22 10:38	1011
1,4-Dichlorobenzene	ND	ug/L	1.0		1	08/26/22	08/26/22 10:38	1011
1,1-Dichloroethane	ND	ug/L	1.0		1	08/26/22	08/26/22 10:38	1011

PHASE SEPARATION SCIENCE

6630 Baltimore National Pike
Baltimore, MD 21228
410-747-8770
800-932-9047
www.phaseonline.com

Certificate of Analysis

Project Name: Chester River Hospital Center
PSS Project No.: 22082320

Sample ID: MW-29 **Date/Time Sampled: 08/22/2022 10:28** **PSS Sample ID: 22082320-002**
Matrix: GROUND WATER **Date/Time Received: 08/23/2022 16:30**

TCL Volatiles plus Oxygenates Analytical Method: SW-846 8260 D Preparation Method: SW5030B

Qualifier(s): See Batch 196695 on Case Narrative.

	Result	Units	RL	Flag	Dil	Prepared	Analyzed	Analyst
1,2-Dichloroethane	ND	ug/L	1.0		1	08/26/22	08/26/22 10:38	1011
cis-1,2-Dichloroethene	ND	ug/L	1.0		1	08/26/22	08/26/22 10:38	1011
1,1-Dichloroethene	ND	ug/L	1.0		1	08/26/22	08/26/22 10:38	1011
1,2-Dichloropropane	ND	ug/L	1.0		1	08/26/22	08/26/22 10:38	1011
cis-1,3-Dichloropropene	ND	ug/L	1.0		1	08/26/22	08/26/22 10:38	1011
trans-1,3-Dichloropropene	ND	ug/L	1.0		1	08/26/22	08/26/22 10:38	1011
trans-1,2-Dichloroethene	ND	ug/L	1.0		1	08/26/22	08/26/22 10:38	1011
Diisopropyl ether	ND	ug/L	1.0		1	08/26/22	08/26/22 10:38	1011
Ethylbenzene	ND	ug/L	1.0		1	08/26/22	08/26/22 10:38	1011
2-Hexanone (MBK)	ND	ug/L	5.0		1	08/26/22	08/26/22 10:38	1011
Isopropylbenzene	ND	ug/L	1.0		1	08/26/22	08/26/22 10:38	1011
Methyl Acetate	ND	ug/L	1.0		1	08/26/22	08/26/22 10:38	1011
Methylcyclohexane	ND	ug/L	1.0		1	08/26/22	08/26/22 10:38	1011
Methylene chloride	ND	ug/L	1.0		1	08/26/22	08/26/22 10:38	1011
4-Methyl-2-Pentanone (MIBK)	ND	ug/L	5.0		1	08/26/22	08/26/22 10:38	1011
Methyl-t-Butyl Ether	ND	ug/L	1.0		1	08/26/22	08/26/22 10:38	1011
Naphthalene	ND	ug/L	1.0		1	08/26/22	08/26/22 10:38	1011
Styrene	ND	ug/L	1.0		1	08/26/22	08/26/22 10:38	1011
1,1,2,2-Tetrachloroethane	ND	ug/L	1.0		1	08/26/22	08/26/22 10:38	1011
Tetrachloroethene	ND	ug/L	1.0		1	08/26/22	08/26/22 10:38	1011
Toluene	ND	ug/L	1.0		1	08/26/22	08/26/22 10:38	1011
1,2,3-Trichlorobenzene	ND	ug/L	1.0		1	08/26/22	08/26/22 10:38	1011
1,2,4-Trichlorobenzene	ND	ug/L	1.0		1	08/26/22	08/26/22 10:38	1011
1,1,1-Trichloroethane	ND	ug/L	1.0		1	08/26/22	08/26/22 10:38	1011
Trichloroethene	ND	ug/L	1.0		1	08/26/22	08/26/22 10:38	1011
1,1,2-Trichloroethane	ND	ug/L	1.0		1	08/26/22	08/26/22 10:38	1011
Trichlorofluoromethane	ND	ug/L	1.0		1	08/26/22	08/26/22 10:38	1011
1,1,2-Trichlorotrifluoroethane	ND	ug/L	1.0		1	08/26/22	08/26/22 10:38	1011
Vinyl chloride	ND	ug/L	1.0		1	08/26/22	08/26/22 10:38	1011
m&p-Xylene	ND	ug/L	2.0		1	08/26/22	08/26/22 10:38	1011
o-Xylene	ND	ug/L	1.0		1	08/26/22	08/26/22 10:38	1011

Surrogate(s)	*Recovery*		*Limits*				
4-Bromofluorobenzene	*103*	*%*	*88-120*	*1*	*08/26/22*	*08/26/22 10:38*	*1011*
Dibromofluoromethane	*100*	*%*	*92-107*	*1*	*08/26/22*	*08/26/22 10:38*	*1011*
Toluene-D8	*99*	*%*	*95-106*	*1*	*08/26/22*	*08/26/22 10:38*	*1011*

PHASE SEPARATION SCIENCE

6630 Baltimore National Pike
Baltimore, MD 21228
410-747-8770
800-932-9047
www.phaseonline.com

Certificate of Analysis

Project Name: Chester River Hospital Center
PSS Project No.: 22082320

Sample ID: S-3 **Date/Time Sampled: 08/22/2022 10:30** **PSS Sample ID: 22082320-003**
Matrix: GROUND WATER **Date/Time Received: 08/23/2022 16:30**

Total Petroleum Hydrocarbons - DRO Analytical Method: SW-846 8015C DRO Preparation Method: SW3510C

	Result	Units	RL	Flag	Dil	Prepared	Analyzed	Analyst
TPH-DRO (Diesel Range Organics)	ND	mg/L	0.10		1	08/25/22	08/25/22 17:59	1069
Surrogate(s)	***Recovery***		***Limits***					
o-Terphenyl	*88*	*%*	*52-100*		*1*	*08/25/22*	*08/25/22 17:59*	*1069*

TCL Volatiles plus Oxygenates Analytical Method: SW-846 8260 D Preparation Method: SW5030B

Qualifier(s): See Batch 196695 on Case Narrative.

	Result	Units	RL	Flag	Dil	Prepared	Analyzed	Analyst
Acetone	ND	ug/L	5.0		1	08/26/22	08/26/22 11:00	1011
tert-Amyl alcohol	ND	ug/L	5.0		1	08/26/22	08/26/22 11:00	1011
tert-Amyl ethyl ether	ND	ug/L	1.0		1	08/26/22	08/26/22 11:00	1011
tert-Amyl methyl ether	ND	ug/L	1.0		1	08/26/22	08/26/22 11:00	1011
Benzene	ND	ug/L	1.0		1	08/26/22	08/26/22 11:00	1011
Bromochloromethane	ND	ug/L	1.0		1	08/26/22	08/26/22 11:00	1011
Bromodichloromethane	ND	ug/L	1.0		1	08/26/22	08/26/22 11:00	1011
Bromoform	ND	ug/L	1.0		1	08/26/22	08/26/22 11:00	1011
Bromomethane	ND	ug/L	1.0		1	08/26/22	08/26/22 11:00	1011
tert-Butyl alcohol	ND	ug/L	5.0		1	08/26/22	08/26/22 11:00	1011
2-Butanone (MEK)	ND	ug/L	5.0		1	08/26/22	08/26/22 11:00	1011
tert-Butyl ethyl ether	ND	ug/L	1.0		1	08/26/22	08/26/22 11:00	1011
Carbon Disulfide	ND	ug/L	1.0		1	08/26/22	08/26/22 11:00	1011
Carbon tetrachloride	ND	ug/L	1.0		1	08/26/22	08/26/22 11:00	1011
Chlorobenzene	ND	ug/L	1.0		1	08/26/22	08/26/22 11:00	1011
Chloroethane	ND	ug/L	1.0		1	08/26/22	08/26/22 11:00	1011
Chloroform	ND	ug/L	1.0		1	08/26/22	08/26/22 11:00	1011
Chloromethane	ND	ug/L	1.0		1	08/26/22	08/26/22 11:00	1011
Cyclohexane	ND	ug/L	1.0		1	08/26/22	08/26/22 11:00	1011
1,2-Dibromo-3-chloropropane	ND	ug/L	1.0		1	08/26/22	08/26/22 11:00	1011
Dibromochloromethane	ND	ug/L	1.0		1	08/26/22	08/26/22 11:00	1011
1,2-Dibromoethane	ND	ug/L	1.0		1	08/26/22	08/26/22 11:00	1011
1,2-Dichlorobenzene	ND	ug/L	1.0		1	08/26/22	08/26/22 11:00	1011
1,3-Dichlorobenzene	ND	ug/L	1.0		1	08/26/22	08/26/22 11:00	1011
Dichlorodifluoromethane	ND	ug/L	1.0		1	08/26/22	08/26/22 11:00	1011
1,4-Dichlorobenzene	ND	ug/L	1.0		1	08/26/22	08/26/22 11:00	1011
1,1-Dichloroethane	ND	ug/L	1.0		1	08/26/22	08/26/22 11:00	1011

PHASE SEPARATION SCIENCE

6630 Baltimore National Pike
Baltimore, MD 21228
410-747-8770
800-932-9047
www.phaseonline.com

Certificate of Analysis

Project Name: Chester River Hospital Center
PSS Project No.: 22082320

Sample ID: S-3 **Date/Time Sampled: 08/22/2022 10:30** **PSS Sample ID: 22082320-003**
Matrix: GROUND WATER **Date/Time Received: 08/23/2022 16:30**

TCL Volatiles plus Oxygenates Analytical Method: SW-846 8260 D Preparation Method: SW5030B

Qualifier(s): See Batch 196695 on Case Narrative.

	Result	Units	RL	Flag	Dil	Prepared	Analyzed	Analyst
1,2-Dichloroethane	ND	ug/L	1.0		1	08/26/22	08/26/22 11:00	1011
cis-1,2-Dichloroethene	ND	ug/L	1.0		1	08/26/22	08/26/22 11:00	1011
1,1-Dichloroethene	ND	ug/L	1.0		1	08/26/22	08/26/22 11:00	1011
1,2-Dichloropropane	ND	ug/L	1.0		1	08/26/22	08/26/22 11:00	1011
cis-1,3-Dichloropropene	ND	ug/L	1.0		1	08/26/22	08/26/22 11:00	1011
trans-1,3-Dichloropropene	ND	ug/L	1.0		1	08/26/22	08/26/22 11:00	1011
trans-1,2-Dichloroethene	ND	ug/L	1.0		1	08/26/22	08/26/22 11:00	1011
Diisopropyl ether	ND	ug/L	1.0		1	08/26/22	08/26/22 11:00	1011
Ethylbenzene	ND	ug/L	1.0		1	08/26/22	08/26/22 11:00	1011
2-Hexanone (MBK)	ND	ug/L	5.0		1	08/26/22	08/26/22 11:00	1011
Isopropylbenzene	ND	ug/L	1.0		1	08/26/22	08/26/22 11:00	1011
Methyl Acetate	ND	ug/L	1.0		1	08/26/22	08/26/22 11:00	1011
Methylcyclohexane	ND	ug/L	1.0		1	08/26/22	08/26/22 11:00	1011
Methylene chloride	ND	ug/L	1.0		1	08/26/22	08/26/22 11:00	1011
4-Methyl-2-Pentanone (MIBK)	ND	ug/L	5.0		1	08/26/22	08/26/22 11:00	1011
Methyl-t-Butyl Ether	ND	ug/L	1.0		1	08/26/22	08/26/22 11:00	1011
Naphthalene	ND	ug/L	1.0		1	08/26/22	08/26/22 11:00	1011
Styrene	ND	ug/L	1.0		1	08/26/22	08/26/22 11:00	1011
1,1,2,2-Tetrachloroethane	ND	ug/L	1.0		1	08/26/22	08/26/22 11:00	1011
Tetrachloroethene	ND	ug/L	1.0		1	08/26/22	08/26/22 11:00	1011
Toluene	ND	ug/L	1.0		1	08/26/22	08/26/22 11:00	1011
1,2,3-Trichlorobenzene	ND	ug/L	1.0		1	08/26/22	08/26/22 11:00	1011
1,2,4-Trichlorobenzene	ND	ug/L	1.0		1	08/26/22	08/26/22 11:00	1011
1,1,1-Trichloroethane	ND	ug/L	1.0		1	08/26/22	08/26/22 11:00	1011
Trichloroethene	ND	ug/L	1.0		1	08/26/22	08/26/22 11:00	1011
1,1,2-Trichloroethane	ND	ug/L	1.0		1	08/26/22	08/26/22 11:00	1011
Trichlorofluoromethane	ND	ug/L	1.0		1	08/26/22	08/26/22 11:00	1011
1,1,2-Trichlorotrifluoroethane	ND	ug/L	1.0		1	08/26/22	08/26/22 11:00	1011
Vinyl chloride	ND	ug/L	1.0		1	08/26/22	08/26/22 11:00	1011
m&p-Xylene	ND	ug/L	2.0		1	08/26/22	08/26/22 11:00	1011
o-Xylene	ND	ug/L	1.0		1	08/26/22	08/26/22 11:00	1011

Surrogate(s)	*Recovery*		*Limits*				
4-Bromofluorobenzene	*101*	*%*	*88-120*	*1*	*08/26/22*	*08/26/22 11:00*	*1011*
Dibromofluoromethane	*100*	*%*	*92-107*	*1*	*08/26/22*	*08/26/22 11:00*	*1011*
Toluene-D8	*99*	*%*	*95-106*	*1*	*08/26/22*	*08/26/22 11:00*	*1011*

PHASE SEPARATION SCIENCE

6630 Baltimore National Pike
Baltimore, MD 21228
410-747-8770
800-932-9047
www.phaseonline.com

Certificate of Analysis

Project Name: Chester River Hospital Center
PSS Project No.: 22082320

Sample ID: MW-28 **Date/Time Sampled: 08/22/2022 11:25** **PSS Sample ID: 22082320-004**
Matrix: GROUND WATER **Date/Time Received: 08/23/2022 16:30**

Total Petroleum Hydrocarbons - DRO Analytical Method: SW-846 8015C DRO Preparation Method: SW3510C

	Result	Units	RL	Flag	Dil	Prepared	Analyzed	Analyst
TPH-DRO (Diesel Range Organics)	ND	mg/L	0.10		1	08/25/22	08/26/22 10:46	1069
Surrogate(s)	***Recovery***		***Limits***					
o-Terphenyl	*71*	*%*	*52-100*		*1*	*08/25/22*	*08/26/22 10:46*	*1069*

TCL Volatiles plus Oxygenates Analytical Method: SW-846 8260 D Preparation Method: SW5030B

Qualifier(s): See Batch 196695 on Case Narrative.

	Result	Units	RL	Flag	Dil	Prepared	Analyzed	Analyst
Acetone	ND	ug/L	5.0		1	08/26/22	08/26/22 11:23	1011
tert-Amyl alcohol	ND	ug/L	5.0		1	08/26/22	08/26/22 11:23	1011
tert-Amyl ethyl ether	ND	ug/L	1.0		1	08/26/22	08/26/22 11:23	1011
tert-Amyl methyl ether	ND	ug/L	1.0		1	08/26/22	08/26/22 11:23	1011
Benzene	ND	ug/L	1.0		1	08/26/22	08/26/22 11:23	1011
Bromochloromethane	ND	ug/L	1.0		1	08/26/22	08/26/22 11:23	1011
Bromodichloromethane	ND	ug/L	1.0		1	08/26/22	08/26/22 11:23	1011
Bromoform	ND	ug/L	1.0		1	08/26/22	08/26/22 11:23	1011
Bromomethane	ND	ug/L	1.0		1	08/26/22	08/26/22 11:23	1011
tert-Butyl alcohol	ND	ug/L	5.0		1	08/26/22	08/26/22 11:23	1011
2-Butanone (MEK)	ND	ug/L	5.0		1	08/26/22	08/26/22 11:23	1011
tert-Butyl ethyl ether	ND	ug/L	1.0		1	08/26/22	08/26/22 11:23	1011
Carbon Disulfide	ND	ug/L	1.0		1	08/26/22	08/26/22 11:23	1011
Carbon tetrachloride	ND	ug/L	1.0		1	08/26/22	08/26/22 11:23	1011
Chlorobenzene	ND	ug/L	1.0		1	08/26/22	08/26/22 11:23	1011
Chloroethane	ND	ug/L	1.0		1	08/26/22	08/26/22 11:23	1011
Chloroform	ND	ug/L	1.0		1	08/26/22	08/26/22 11:23	1011
Chloromethane	ND	ug/L	1.0		1	08/26/22	08/26/22 11:23	1011
Cyclohexane	ND	ug/L	1.0		1	08/26/22	08/26/22 11:23	1011
1,2-Dibromo-3-chloropropane	ND	ug/L	1.0		1	08/26/22	08/26/22 11:23	1011
Dibromochloromethane	ND	ug/L	1.0		1	08/26/22	08/26/22 11:23	1011
1,2-Dibromoethane	ND	ug/L	1.0		1	08/26/22	08/26/22 11:23	1011
1,2-Dichlorobenzene	ND	ug/L	1.0		1	08/26/22	08/26/22 11:23	1011
1,3-Dichlorobenzene	ND	ug/L	1.0		1	08/26/22	08/26/22 11:23	1011
Dichlorodifluoromethane	ND	ug/L	1.0		1	08/26/22	08/26/22 11:23	1011
1,4-Dichlorobenzene	ND	ug/L	1.0		1	08/26/22	08/26/22 11:23	1011
1,1-Dichloroethane	ND	ug/L	1.0		1	08/26/22	08/26/22 11:23	1011

PHASE SEPARATION SCIENCE

6630 Baltimore National Pike
Baltimore, MD 21228
410-747-8770
800-932-9047
www.phaseonline.com

Certificate of Analysis

Project Name: Chester River Hospital Center
PSS Project No.: 22082320

Sample ID: MW-28 **Date/Time Sampled: 08/22/2022 11:25** **PSS Sample ID: 22082320-004**
Matrix: GROUND WATER **Date/Time Received: 08/23/2022 16:30**

TCL Volatiles plus Oxygenates Analytical Method: SW-846 8260 D Preparation Method: SW5030B

Qualifier(s): See Batch 196695 on Case Narrative.

	Result	Units	RL	Flag	Dil	Prepared	Analyzed	Analyst
1,2-Dichloroethane	ND	ug/L	1.0		1	08/26/22	08/26/22 11:23	1011
cis-1,2-Dichloroethene	ND	ug/L	1.0		1	08/26/22	08/26/22 11:23	1011
1,1-Dichloroethene	ND	ug/L	1.0		1	08/26/22	08/26/22 11:23	1011
1,2-Dichloropropane	ND	ug/L	1.0		1	08/26/22	08/26/22 11:23	1011
cis-1,3-Dichloropropene	ND	ug/L	1.0		1	08/26/22	08/26/22 11:23	1011
trans-1,3-Dichloropropene	ND	ug/L	1.0		1	08/26/22	08/26/22 11:23	1011
trans-1,2-Dichloroethene	ND	ug/L	1.0		1	08/26/22	08/26/22 11:23	1011
Diisopropyl ether	ND	ug/L	1.0		1	08/26/22	08/26/22 11:23	1011
Ethylbenzene	ND	ug/L	1.0		1	08/26/22	08/26/22 11:23	1011
2-Hexanone (MBK)	ND	ug/L	5.0		1	08/26/22	08/26/22 11:23	1011
Isopropylbenzene	ND	ug/L	1.0		1	08/26/22	08/26/22 11:23	1011
Methyl Acetate	ND	ug/L	1.0		1	08/26/22	08/26/22 11:23	1011
Methylcyclohexane	ND	ug/L	1.0		1	08/26/22	08/26/22 11:23	1011
Methylene chloride	ND	ug/L	1.0		1	08/26/22	08/26/22 11:23	1011
4-Methyl-2-Pentanone (MIBK)	ND	ug/L	5.0		1	08/26/22	08/26/22 11:23	1011
Methyl-t-Butyl Ether	ND	ug/L	1.0		1	08/26/22	08/26/22 11:23	1011
Naphthalene	ND	ug/L	1.0		1	08/26/22	08/26/22 11:23	1011
Styrene	ND	ug/L	1.0		1	08/26/22	08/26/22 11:23	1011
1,1,2,2-Tetrachloroethane	ND	ug/L	1.0		1	08/26/22	08/26/22 11:23	1011
Tetrachloroethene	ND	ug/L	1.0		1	08/26/22	08/26/22 11:23	1011
Toluene	ND	ug/L	1.0		1	08/26/22	08/26/22 11:23	1011
1,2,3-Trichlorobenzene	ND	ug/L	1.0		1	08/26/22	08/26/22 11:23	1011
1,2,4-Trichlorobenzene	ND	ug/L	1.0		1	08/26/22	08/26/22 11:23	1011
1,1,1-Trichloroethane	ND	ug/L	1.0		1	08/26/22	08/26/22 11:23	1011
Trichloroethene	ND	ug/L	1.0		1	08/26/22	08/26/22 11:23	1011
1,1,2-Trichloroethane	ND	ug/L	1.0		1	08/26/22	08/26/22 11:23	1011
Trichlorofluoromethane	ND	ug/L	1.0		1	08/26/22	08/26/22 11:23	1011
1,1,2-Trichlorotrifluoroethane	ND	ug/L	1.0		1	08/26/22	08/26/22 11:23	1011
Vinyl chloride	ND	ug/L	1.0		1	08/26/22	08/26/22 11:23	1011
m&p-Xylene	ND	ug/L	2.0		1	08/26/22	08/26/22 11:23	1011
o-Xylene	ND	ug/L	1.0		1	08/26/22	08/26/22 11:23	1011

Surrogate(s)	*Recovery*		*Limits*				
4-Bromofluorobenzene	*101*	*%*	*88-120*	*1*	*08/26/22*	*08/26/22 11:23*	*1011*
Dibromofluoromethane	*100*	*%*	*92-107*	*1*	*08/26/22*	*08/26/22 11:23*	*1011*
Toluene-D8	*99*	*%*	*95-106*	*1*	*08/26/22*	*08/26/22 11:23*	*1011*

PHASE SEPARATION SCIENCE

6630 Baltimore National Pike
Baltimore, MD 21228
410-747-8770
800-932-9047
www.phaseonline.com

Certificate of Analysis

Project Name: Chester River Hospital Center
PSS Project No.: 22082320

Sample ID: MW-50 **Date/Time Sampled: 08/22/2022 12:35** **PSS Sample ID: 22082320-005**
Matrix: GROUND WATER **Date/Time Received: 08/23/2022 16:30**

Total Petroleum Hydrocarbons - DRO Analytical Method: SW-846 8015C DRO Preparation Method: SW3510C

	Result	Units	RL	Flag	Dil	Prepared	Analyzed	Analyst
TPH-DRO (Diesel Range Organics)	ND	mg/L	0.10		1	08/25/22	08/26/22 11:11	1069
Surrogate(s)	***Recovery***		***Limits***					
o-Terphenyl	*82*	*%*	*52-100*		*1*	*08/25/22*	*08/26/22 11:11*	*1069*

TCL Volatiles plus Oxygenates Analytical Method: SW-846 8260 D Preparation Method: SW5030B

Qualifier(s): See Batch 196695 on Case Narrative.

	Result	Units	RL	Flag	Dil	Prepared	Analyzed	Analyst
Acetone	ND	ug/L	5.0		1	08/26/22	08/26/22 11:46	1011
tert-Amyl alcohol	ND	ug/L	5.0		1	08/26/22	08/26/22 11:46	1011
tert-Amyl ethyl ether	ND	ug/L	1.0		1	08/26/22	08/26/22 11:46	1011
tert-Amyl methyl ether	ND	ug/L	1.0		1	08/26/22	08/26/22 11:46	1011
Benzene	ND	ug/L	1.0		1	08/26/22	08/26/22 11:46	1011
Bromochloromethane	ND	ug/L	1.0		1	08/26/22	08/26/22 11:46	1011
Bromodichloromethane	ND	ug/L	1.0		1	08/26/22	08/26/22 11:46	1011
Bromoform	ND	ug/L	1.0		1	08/26/22	08/26/22 11:46	1011
Bromomethane	ND	ug/L	1.0		1	08/26/22	08/26/22 11:46	1011
tert-Butyl alcohol	ND	ug/L	5.0		1	08/26/22	08/26/22 11:46	1011
2-Butanone (MEK)	ND	ug/L	5.0		1	08/26/22	08/26/22 11:46	1011
tert-Butyl ethyl ether	ND	ug/L	1.0		1	08/26/22	08/26/22 11:46	1011
Carbon Disulfide	ND	ug/L	1.0		1	08/26/22	08/26/22 11:46	1011
Carbon tetrachloride	ND	ug/L	1.0		1	08/26/22	08/26/22 11:46	1011
Chlorobenzene	ND	ug/L	1.0		1	08/26/22	08/26/22 11:46	1011
Chloroethane	ND	ug/L	1.0		1	08/26/22	08/26/22 11:46	1011
Chloroform	ND	ug/L	1.0		1	08/26/22	08/26/22 11:46	1011
Chloromethane	ND	ug/L	1.0		1	08/26/22	08/26/22 11:46	1011
Cyclohexane	ND	ug/L	1.0		1	08/26/22	08/26/22 11:46	1011
1,2-Dibromo-3-chloropropane	ND	ug/L	1.0		1	08/26/22	08/26/22 11:46	1011
Dibromochloromethane	ND	ug/L	1.0		1	08/26/22	08/26/22 11:46	1011
1,2-Dibromoethane	ND	ug/L	1.0		1	08/26/22	08/26/22 11:46	1011
1,2-Dichlorobenzene	ND	ug/L	1.0		1	08/26/22	08/26/22 11:46	1011
1,3-Dichlorobenzene	ND	ug/L	1.0		1	08/26/22	08/26/22 11:46	1011
Dichlorodifluoromethane	ND	ug/L	1.0		1	08/26/22	08/26/22 11:46	1011
1,4-Dichlorobenzene	ND	ug/L	1.0		1	08/26/22	08/26/22 11:46	1011
1,1-Dichloroethane	ND	ug/L	1.0		1	08/26/22	08/26/22 11:46	1011

PHASE SEPARATION SCIENCE

6630 Baltimore National Pike
Baltimore, MD 21228
410-747-8770
800-932-9047
www.phaseonline.com

Certificate of Analysis

Project Name: Chester River Hospital Center
PSS Project No.: 22082320

Sample ID: MW-50 **Date/Time Sampled: 08/22/2022 12:35** **PSS Sample ID: 22082320-005**
Matrix: GROUND WATER **Date/Time Received: 08/23/2022 16:30**

TCL Volatiles plus Oxygenates Analytical Method: SW-846 8260 D Preparation Method: SW5030B

Qualifier(s): See Batch 196695 on Case Narrative.

	Result	Units	RL	Flag	Dil	Prepared	Analyzed	Analyst
1,2-Dichloroethane	ND	ug/L	1.0		1	08/26/22	08/26/22 11:46	1011
cis-1,2-Dichloroethene	ND	ug/L	1.0		1	08/26/22	08/26/22 11:46	1011
1,1-Dichloroethene	ND	ug/L	1.0		1	08/26/22	08/26/22 11:46	1011
1,2-Dichloropropane	ND	ug/L	1.0		1	08/26/22	08/26/22 11:46	1011
cis-1,3-Dichloropropene	ND	ug/L	1.0		1	08/26/22	08/26/22 11:46	1011
trans-1,3-Dichloropropene	ND	ug/L	1.0		1	08/26/22	08/26/22 11:46	1011
trans-1,2-Dichloroethene	ND	ug/L	1.0		1	08/26/22	08/26/22 11:46	1011
Diisopropyl ether	ND	ug/L	1.0		1	08/26/22	08/26/22 11:46	1011
Ethylbenzene	ND	ug/L	1.0		1	08/26/22	08/26/22 11:46	1011
2-Hexanone (MBK)	ND	ug/L	5.0		1	08/26/22	08/26/22 11:46	1011
Isopropylbenzene	ND	ug/L	1.0		1	08/26/22	08/26/22 11:46	1011
Methyl Acetate	ND	ug/L	1.0		1	08/26/22	08/26/22 11:46	1011
Methylcyclohexane	ND	ug/L	1.0		1	08/26/22	08/26/22 11:46	1011
Methylene chloride	ND	ug/L	1.0		1	08/26/22	08/26/22 11:46	1011
4-Methyl-2-Pentanone (MIBK)	ND	ug/L	5.0		1	08/26/22	08/26/22 11:46	1011
Methyl-t-Butyl Ether	ND	ug/L	1.0		1	08/26/22	08/26/22 11:46	1011
Naphthalene	ND	ug/L	1.0		1	08/26/22	08/26/22 11:46	1011
Styrene	ND	ug/L	1.0		1	08/26/22	08/26/22 11:46	1011
1,1,2,2-Tetrachloroethane	ND	ug/L	1.0		1	08/26/22	08/26/22 11:46	1011
Tetrachloroethene	ND	ug/L	1.0		1	08/26/22	08/26/22 11:46	1011
Toluene	ND	ug/L	1.0		1	08/26/22	08/26/22 11:46	1011
1,2,3-Trichlorobenzene	ND	ug/L	1.0		1	08/26/22	08/26/22 11:46	1011
1,2,4-Trichlorobenzene	ND	ug/L	1.0		1	08/26/22	08/26/22 11:46	1011
1,1,1-Trichloroethane	ND	ug/L	1.0		1	08/26/22	08/26/22 11:46	1011
Trichloroethene	ND	ug/L	1.0		1	08/26/22	08/26/22 11:46	1011
1,1,2-Trichloroethane	ND	ug/L	1.0		1	08/26/22	08/26/22 11:46	1011
Trichlorofluoromethane	ND	ug/L	1.0		1	08/26/22	08/26/22 11:46	1011
1,1,2-Trichlorotrifluoroethane	ND	ug/L	1.0		1	08/26/22	08/26/22 11:46	1011
Vinyl chloride	ND	ug/L	1.0		1	08/26/22	08/26/22 11:46	1011
m&p-Xylene	ND	ug/L	2.0		1	08/26/22	08/26/22 11:46	1011
o-Xylene	ND	ug/L	1.0		1	08/26/22	08/26/22 11:46	1011

Surrogate(s)	*Recovery*		*Limits*				
4-Bromofluorobenzene	*99*	*%*	*88-120*	*1*	*08/26/22*	*08/26/22 11:46*	*1011*
Dibromofluoromethane	*101*	*%*	*92-107*	*1*	*08/26/22*	*08/26/22 11:46*	*1011*
Toluene-D8	*100*	*%*	*95-106*	*1*	*08/26/22*	*08/26/22 11:46*	*1011*

PHASE SEPARATION SCIENCE

6630 Baltimore National Pike
Baltimore, MD 21228
410-747-8770
800-932-9047
www.phaseonline.com

Certificate of Analysis

Project Name: Chester River Hospital Center
PSS Project No.: 22082320

Sample ID: MW-24 **Date/Time Sampled: 08/22/2022 10:30** **PSS Sample ID: 22082320-006**
Matrix: GROUND WATER **Date/Time Received: 08/23/2022 16:30**

Total Petroleum Hydrocarbons - DRO Analytical Method: SW-846 8015C DRO Preparation Method: SW3510C

	Result	Units	RL	Flag	Dil	Prepared	Analyzed	Analyst
TPH-DRO (Diesel Range Organics)	ND	mg/L	0.10		1	08/26/22	08/26/22 20:19	1069
Surrogate(s)	***Recovery***		***Limits***					
o-Terphenyl	*80*	*%*	*52-100*		*1*	*08/26/22*	*08/26/22 20:19*	*1069*

TCL Volatiles plus Oxygenates Analytical Method: SW-846 8260 D Preparation Method: SW5030B

Qualifier(s): See Batch 196695 on Case Narrative.

	Result	Units	RL	Flag	Dil	Prepared	Analyzed	Analyst
Acetone	ND	ug/L	5.0		1	08/26/22	08/26/22 12:09	1011
tert-Amyl alcohol	ND	ug/L	5.0		1	08/26/22	08/26/22 12:09	1011
tert-Amyl ethyl ether	ND	ug/L	1.0		1	08/26/22	08/26/22 12:09	1011
tert-Amyl methyl ether	ND	ug/L	1.0		1	08/26/22	08/26/22 12:09	1011
Benzene	ND	ug/L	1.0		1	08/26/22	08/26/22 12:09	1011
Bromochloromethane	ND	ug/L	1.0		1	08/26/22	08/26/22 12:09	1011
Bromodichloromethane	ND	ug/L	1.0		1	08/26/22	08/26/22 12:09	1011
Bromoform	ND	ug/L	1.0		1	08/26/22	08/26/22 12:09	1011
Bromomethane	ND	ug/L	1.0		1	08/26/22	08/26/22 12:09	1011
tert-Butyl alcohol	ND	ug/L	5.0		1	08/26/22	08/26/22 12:09	1011
2-Butanone (MEK)	ND	ug/L	5.0		1	08/26/22	08/26/22 12:09	1011
tert-Butyl ethyl ether	ND	ug/L	1.0		1	08/26/22	08/26/22 12:09	1011
Carbon Disulfide	ND	ug/L	1.0		1	08/26/22	08/26/22 12:09	1011
Carbon tetrachloride	ND	ug/L	1.0		1	08/26/22	08/26/22 12:09	1011
Chlorobenzene	ND	ug/L	1.0		1	08/26/22	08/26/22 12:09	1011
Chloroethane	ND	ug/L	1.0		1	08/26/22	08/26/22 12:09	1011
Chloroform	ND	ug/L	1.0		1	08/26/22	08/26/22 12:09	1011
Chloromethane	ND	ug/L	1.0		1	08/26/22	08/26/22 12:09	1011
Cyclohexane	ND	ug/L	1.0		1	08/26/22	08/26/22 12:09	1011
1,2-Dibromo-3-chloropropane	ND	ug/L	1.0		1	08/26/22	08/26/22 12:09	1011
Dibromochloromethane	ND	ug/L	1.0		1	08/26/22	08/26/22 12:09	1011
1,2-Dibromoethane	ND	ug/L	1.0		1	08/26/22	08/26/22 12:09	1011
1,2-Dichlorobenzene	ND	ug/L	1.0		1	08/26/22	08/26/22 12:09	1011
1,3-Dichlorobenzene	ND	ug/L	1.0		1	08/26/22	08/26/22 12:09	1011
Dichlorodifluoromethane	ND	ug/L	1.0		1	08/26/22	08/26/22 12:09	1011
1,4-Dichlorobenzene	ND	ug/L	1.0		1	08/26/22	08/26/22 12:09	1011
1,1-Dichloroethane	ND	ug/L	1.0		1	08/26/22	08/26/22 12:09	1011

PHASE SEPARATION SCIENCE

6630 Baltimore National Pike
Baltimore, MD 21228
410-747-8770
800-932-9047
www.phaseonline.com

Certificate of Analysis

Project Name: Chester River Hospital Center
PSS Project No.: 22082320

Sample ID: MW-24 **Date/Time Sampled: 08/22/2022 10:30** **PSS Sample ID: 22082320-006**
Matrix: GROUND WATER **Date/Time Received: 08/23/2022 16:30**

TCL Volatiles plus Oxygenates Analytical Method: SW-846 8260 D Preparation Method: SW5030B

Qualifier(s): See Batch 196695 on Case Narrative.

	Result	Units	RL	Flag	Dil	Prepared	Analyzed	Analyst
1,2-Dichloroethane	ND	ug/L	1.0		1	08/26/22	08/26/22 12:09	1011
cis-1,2-Dichloroethene	ND	ug/L	1.0		1	08/26/22	08/26/22 12:09	1011
1,1-Dichloroethene	ND	ug/L	1.0		1	08/26/22	08/26/22 12:09	1011
1,2-Dichloropropane	ND	ug/L	1.0		1	08/26/22	08/26/22 12:09	1011
cis-1,3-Dichloropropene	ND	ug/L	1.0		1	08/26/22	08/26/22 12:09	1011
trans-1,3-Dichloropropene	ND	ug/L	1.0		1	08/26/22	08/26/22 12:09	1011
trans-1,2-Dichloroethene	ND	ug/L	1.0		1	08/26/22	08/26/22 12:09	1011
Diisopropyl ether	ND	ug/L	1.0		1	08/26/22	08/26/22 12:09	1011
Ethylbenzene	ND	ug/L	1.0		1	08/26/22	08/26/22 12:09	1011
2-Hexanone (MBK)	ND	ug/L	5.0		1	08/26/22	08/26/22 12:09	1011
Isopropylbenzene	ND	ug/L	1.0		1	08/26/22	08/26/22 12:09	1011
Methyl Acetate	ND	ug/L	1.0		1	08/26/22	08/26/22 12:09	1011
Methylcyclohexane	ND	ug/L	1.0		1	08/26/22	08/26/22 12:09	1011
Methylene chloride	ND	ug/L	1.0		1	08/26/22	08/26/22 12:09	1011
4-Methyl-2-Pentanone (MIBK)	ND	ug/L	5.0		1	08/26/22	08/26/22 12:09	1011
Methyl-t-Butyl Ether	ND	ug/L	1.0		1	08/26/22	08/26/22 12:09	1011
Naphthalene	ND	ug/L	1.0		1	08/26/22	08/26/22 12:09	1011
Styrene	ND	ug/L	1.0		1	08/26/22	08/26/22 12:09	1011
1,1,2,2-Tetrachloroethane	ND	ug/L	1.0		1	08/26/22	08/26/22 12:09	1011
Tetrachloroethene	ND	ug/L	1.0		1	08/26/22	08/26/22 12:09	1011
Toluene	ND	ug/L	1.0		1	08/26/22	08/26/22 12:09	1011
1,2,3-Trichlorobenzene	ND	ug/L	1.0		1	08/26/22	08/26/22 12:09	1011
1,2,4-Trichlorobenzene	ND	ug/L	1.0		1	08/26/22	08/26/22 12:09	1011
1,1,1-Trichloroethane	ND	ug/L	1.0		1	08/26/22	08/26/22 12:09	1011
Trichloroethene	ND	ug/L	1.0		1	08/26/22	08/26/22 12:09	1011
1,1,2-Trichloroethane	ND	ug/L	1.0		1	08/26/22	08/26/22 12:09	1011
Trichlorofluoromethane	ND	ug/L	1.0		1	08/26/22	08/26/22 12:09	1011
1,1,2-Trichlorotrifluoroethane	ND	ug/L	1.0		1	08/26/22	08/26/22 12:09	1011
Vinyl chloride	ND	ug/L	1.0		1	08/26/22	08/26/22 12:09	1011
m&p-Xylene	ND	ug/L	2.0		1	08/26/22	08/26/22 12:09	1011
o-Xylene	ND	ug/L	1.0		1	08/26/22	08/26/22 12:09	1011

Surrogate(s)	*Recovery*		*Limits*				
4-Bromofluorobenzene	*101*	*%*	*88-120*	*1*	*08/26/22*	*08/26/22 12:09*	*1011*
Dibromofluoromethane	*100*	*%*	*92-107*	*1*	*08/26/22*	*08/26/22 12:09*	*1011*
Toluene-D8	*99*	*%*	*95-106*	*1*	*08/26/22*	*08/26/22 12:09*	*1011*

PHASE SEPARATION SCIENCE

6630 Baltimore National Pike
Baltimore, MD 21228
410-747-8770
800-932-9047
www.phaseonline.com

Certificate of Analysis

Project Name: Chester River Hospital Center
PSS Project No.: 22082320

Sample ID: MW-18 **Date/Time Sampled: 08/22/2022 12:35** **PSS Sample ID: 22082320-007**
Matrix: GROUND WATER **Date/Time Received: 08/23/2022 16:30**

Total Petroleum Hydrocarbons - DRO Analytical Method: SW-846 8015C DRO Preparation Method: SW3510C

	Result	Units	RL	Flag	Dil	Prepared	Analyzed	Analyst
TPH-DRO (Diesel Range Organics)	ND	mg/L	0.10		1	08/26/22	08/26/22 20:44	1069
Surrogate(s)	***Recovery***		***Limits***					
o-Terphenyl	*78*	*%*	*52-100*		*1*	*08/26/22*	*08/26/22 20:44*	*1069*

TCL Volatiles plus Oxygenates Analytical Method: SW-846 8260 D Preparation Method: SW5030B

Qualifier(s): See Batch 196695 on Case Narrative.

	Result	Units	RL	Flag	Dil	Prepared	Analyzed	Analyst
Acetone	ND	ug/L	5.0		1	08/26/22	08/26/22 12:31	1011
tert-Amyl alcohol	ND	ug/L	5.0		1	08/26/22	08/26/22 12:31	1011
tert-Amyl ethyl ether	ND	ug/L	1.0		1	08/26/22	08/26/22 12:31	1011
tert-Amyl methyl ether	ND	ug/L	1.0		1	08/26/22	08/26/22 12:31	1011
Benzene	ND	ug/L	1.0		1	08/26/22	08/26/22 12:31	1011
Bromochloromethane	ND	ug/L	1.0		1	08/26/22	08/26/22 12:31	1011
Bromodichloromethane	ND	ug/L	1.0		1	08/26/22	08/26/22 12:31	1011
Bromoform	ND	ug/L	1.0		1	08/26/22	08/26/22 12:31	1011
Bromomethane	ND	ug/L	1.0		1	08/26/22	08/26/22 12:31	1011
tert-Butyl alcohol	ND	ug/L	5.0		1	08/26/22	08/26/22 12:31	1011
2-Butanone (MEK)	ND	ug/L	5.0		1	08/26/22	08/26/22 12:31	1011
tert-Butyl ethyl ether	ND	ug/L	1.0		1	08/26/22	08/26/22 12:31	1011
Carbon Disulfide	ND	ug/L	1.0		1	08/26/22	08/26/22 12:31	1011
Carbon tetrachloride	ND	ug/L	1.0		1	08/26/22	08/26/22 12:31	1011
Chlorobenzene	ND	ug/L	1.0		1	08/26/22	08/26/22 12:31	1011
Chloroethane	ND	ug/L	1.0		1	08/26/22	08/26/22 12:31	1011
Chloroform	ND	ug/L	1.0		1	08/26/22	08/26/22 12:31	1011
Chloromethane	ND	ug/L	1.0		1	08/26/22	08/26/22 12:31	1011
Cyclohexane	ND	ug/L	1.0		1	08/26/22	08/26/22 12:31	1011
1,2-Dibromo-3-chloropropane	ND	ug/L	1.0		1	08/26/22	08/26/22 12:31	1011
Dibromochloromethane	ND	ug/L	1.0		1	08/26/22	08/26/22 12:31	1011
1,2-Dibromoethane	ND	ug/L	1.0		1	08/26/22	08/26/22 12:31	1011
1,2-Dichlorobenzene	ND	ug/L	1.0		1	08/26/22	08/26/22 12:31	1011
1,3-Dichlorobenzene	ND	ug/L	1.0		1	08/26/22	08/26/22 12:31	1011
Dichlorodifluoromethane	ND	ug/L	1.0		1	08/26/22	08/26/22 12:31	1011
1,4-Dichlorobenzene	ND	ug/L	1.0		1	08/26/22	08/26/22 12:31	1011
1,1-Dichloroethane	ND	ug/L	1.0		1	08/26/22	08/26/22 12:31	1011

PHASE SEPARATION SCIENCE

6630 Baltimore National Pike
Baltimore, MD 21228
410-747-8770
800-932-9047
www.phaseonline.com

Certificate of Analysis

Project Name: Chester River Hospital Center
PSS Project No.: 22082320

Sample ID: MW-18 **Date/Time Sampled: 08/22/2022 12:35** **PSS Sample ID: 22082320-007**
Matrix: GROUND WATER **Date/Time Received: 08/23/2022 16:30**

TCL Volatiles plus Oxygenates Analytical Method: SW-846 8260 D Preparation Method: SW5030B

Qualifier(s): See Batch 196695 on Case Narrative.

	Result	Units	RL	Flag	Dil	Prepared	Analyzed	Analyst
1,2-Dichloroethane	ND	ug/L	1.0		1	08/26/22	08/26/22 12:31	1011
cis-1,2-Dichloroethene	ND	ug/L	1.0		1	08/26/22	08/26/22 12:31	1011
1,1-Dichloroethene	ND	ug/L	1.0		1	08/26/22	08/26/22 12:31	1011
1,2-Dichloropropane	ND	ug/L	1.0		1	08/26/22	08/26/22 12:31	1011
cis-1,3-Dichloropropene	ND	ug/L	1.0		1	08/26/22	08/26/22 12:31	1011
trans-1,3-Dichloropropene	ND	ug/L	1.0		1	08/26/22	08/26/22 12:31	1011
trans-1,2-Dichloroethene	ND	ug/L	1.0		1	08/26/22	08/26/22 12:31	1011
Diisopropyl ether	ND	ug/L	1.0		1	08/26/22	08/26/22 12:31	1011
Ethylbenzene	ND	ug/L	1.0		1	08/26/22	08/26/22 12:31	1011
2-Hexanone (MBK)	ND	ug/L	5.0		1	08/26/22	08/26/22 12:31	1011
Isopropylbenzene	ND	ug/L	1.0		1	08/26/22	08/26/22 12:31	1011
Methyl Acetate	ND	ug/L	1.0		1	08/26/22	08/26/22 12:31	1011
Methylcyclohexane	ND	ug/L	1.0		1	08/26/22	08/26/22 12:31	1011
Methylene chloride	ND	ug/L	1.0		1	08/26/22	08/26/22 12:31	1011
4-Methyl-2-Pentanone (MIBK)	ND	ug/L	5.0		1	08/26/22	08/26/22 12:31	1011
Methyl-t-Butyl Ether	ND	ug/L	1.0		1	08/26/22	08/26/22 12:31	1011
Naphthalene	ND	ug/L	1.0		1	08/26/22	08/26/22 12:31	1011
Styrene	ND	ug/L	1.0		1	08/26/22	08/26/22 12:31	1011
1,1,2,2-Tetrachloroethane	ND	ug/L	1.0		1	08/26/22	08/26/22 12:31	1011
Tetrachloroethene	ND	ug/L	1.0		1	08/26/22	08/26/22 12:31	1011
Toluene	ND	ug/L	1.0		1	08/26/22	08/26/22 12:31	1011
1,2,3-Trichlorobenzene	ND	ug/L	1.0		1	08/26/22	08/26/22 12:31	1011
1,2,4-Trichlorobenzene	ND	ug/L	1.0		1	08/26/22	08/26/22 12:31	1011
1,1,1-Trichloroethane	ND	ug/L	1.0		1	08/26/22	08/26/22 12:31	1011
Trichloroethene	ND	ug/L	1.0		1	08/26/22	08/26/22 12:31	1011
1,1,2-Trichloroethane	ND	ug/L	1.0		1	08/26/22	08/26/22 12:31	1011
Trichlorofluoromethane	ND	ug/L	1.0		1	08/26/22	08/26/22 12:31	1011
1,1,2-Trichlorotrifluoroethane	ND	ug/L	1.0		1	08/26/22	08/26/22 12:31	1011
Vinyl chloride	ND	ug/L	1.0		1	08/26/22	08/26/22 12:31	1011
m&p-Xylene	ND	ug/L	2.0		1	08/26/22	08/26/22 12:31	1011
o-Xylene	ND	ug/L	1.0		1	08/26/22	08/26/22 12:31	1011

Surrogate(s)	*Recovery*		*Limits*				
4-Bromofluorobenzene	*107*	*%*	*88-120*	*1*	*08/26/22*	*08/26/22 12:31*	*1011*
Dibromofluoromethane	*100*	*%*	*92-107*	*1*	*08/26/22*	*08/26/22 12:31*	*1011*
Toluene-D8	*100*	*%*	*95-106*	*1*	*08/26/22*	*08/26/22 12:31*	*1011*

PHASE SEPARATION SCIENCE

6630 Baltimore National Pike
Baltimore, MD 21228
410-747-8770
800-932-9047
www.phaseonline.com

Certificate of Analysis

Project Name: Chester River Hospital Center
PSS Project No.: 22082320

Sample ID: S-1 **Date/Time Sampled: 08/22/2022 12:45** **PSS Sample ID: 22082320-008**
Matrix: GROUND WATER **Date/Time Received: 08/23/2022 16:30**

Total Petroleum Hydrocarbons - DRO Analytical Method: SW-846 8015C DRO Preparation Method: SW3510C

	Result	Units	RL	Flag	Dil	Prepared	Analyzed	Analyst
TPH-DRO (Diesel Range Organics)	ND	mg/L	0.10		1	08/26/22	08/26/22 21:08	1069
Surrogate(s)	***Recovery***		***Limits***					
o-Terphenyl	*80*	*%*	*52-100*		*1*	*08/26/22*	*08/26/22 21:08*	*1069*

TCL Volatiles plus Oxygenates Analytical Method: SW-846 8260 D Preparation Method: SW5030B

Qualifier(s): See Batch 196695 on Case Narrative.

	Result	Units	RL	Flag	Dil	Prepared	Analyzed	Analyst
Acetone	ND	ug/L	5.0		1	08/26/22	08/26/22 12:54	1011
tert-Amyl alcohol	ND	ug/L	5.0		1	08/26/22	08/26/22 12:54	1011
tert-Amyl ethyl ether	ND	ug/L	1.0		1	08/26/22	08/26/22 12:54	1011
tert-Amyl methyl ether	ND	ug/L	1.0		1	08/26/22	08/26/22 12:54	1011
Benzene	ND	ug/L	1.0		1	08/26/22	08/26/22 12:54	1011
Bromochloromethane	ND	ug/L	1.0		1	08/26/22	08/26/22 12:54	1011
Bromodichloromethane	ND	ug/L	1.0		1	08/26/22	08/26/22 12:54	1011
Bromoform	ND	ug/L	1.0		1	08/26/22	08/26/22 12:54	1011
Bromomethane	ND	ug/L	1.0		1	08/26/22	08/26/22 12:54	1011
tert-Butyl alcohol	ND	ug/L	5.0		1	08/26/22	08/26/22 12:54	1011
2-Butanone (MEK)	ND	ug/L	5.0		1	08/26/22	08/26/22 12:54	1011
tert-Butyl ethyl ether	ND	ug/L	1.0		1	08/26/22	08/26/22 12:54	1011
Carbon Disulfide	ND	ug/L	1.0		1	08/26/22	08/26/22 12:54	1011
Carbon tetrachloride	ND	ug/L	1.0		1	08/26/22	08/26/22 12:54	1011
Chlorobenzene	ND	ug/L	1.0		1	08/26/22	08/26/22 12:54	1011
Chloroethane	ND	ug/L	1.0		1	08/26/22	08/26/22 12:54	1011
Chloroform	ND	ug/L	1.0		1	08/26/22	08/26/22 12:54	1011
Chloromethane	ND	ug/L	1.0		1	08/26/22	08/26/22 12:54	1011
Cyclohexane	ND	ug/L	1.0		1	08/26/22	08/26/22 12:54	1011
1,2-Dibromo-3-chloropropane	ND	ug/L	1.0		1	08/26/22	08/26/22 12:54	1011
Dibromochloromethane	ND	ug/L	1.0		1	08/26/22	08/26/22 12:54	1011
1,2-Dibromoethane	ND	ug/L	1.0		1	08/26/22	08/26/22 12:54	1011
1,2-Dichlorobenzene	ND	ug/L	1.0		1	08/26/22	08/26/22 12:54	1011
1,3-Dichlorobenzene	ND	ug/L	1.0		1	08/26/22	08/26/22 12:54	1011
Dichlorodifluoromethane	ND	ug/L	1.0		1	08/26/22	08/26/22 12:54	1011
1,4-Dichlorobenzene	ND	ug/L	1.0		1	08/26/22	08/26/22 12:54	1011
1,1-Dichloroethane	ND	ug/L	1.0		1	08/26/22	08/26/22 12:54	1011

PHASE SEPARATION SCIENCE

6630 Baltimore National Pike
Baltimore, MD 21228
410-747-8770
800-932-9047
www.phaseonline.com

Certificate of Analysis

Project Name: Chester River Hospital Center
PSS Project No.: 22082320

Sample ID: S-1 **Date/Time Sampled: 08/22/2022 12:45** **PSS Sample ID: 22082320-008**
Matrix: GROUND WATER **Date/Time Received: 08/23/2022 16:30**

TCL Volatiles plus Oxygenates Analytical Method: SW-846 8260 D Preparation Method: SW5030B

Qualifier(s): See Batch 196695 on Case Narrative.

	Result	Units	RL	Flag	Dil	Prepared	Analyzed	Analyst
1,2-Dichloroethane	ND	ug/L	1.0		1	08/26/22	08/26/22 12:54	1011
cis-1,2-Dichloroethene	ND	ug/L	1.0		1	08/26/22	08/26/22 12:54	1011
1,1-Dichloroethene	ND	ug/L	1.0		1	08/26/22	08/26/22 12:54	1011
1,2-Dichloropropane	ND	ug/L	1.0		1	08/26/22	08/26/22 12:54	1011
cis-1,3-Dichloropropene	ND	ug/L	1.0		1	08/26/22	08/26/22 12:54	1011
trans-1,3-Dichloropropene	ND	ug/L	1.0		1	08/26/22	08/26/22 12:54	1011
trans-1,2-Dichloroethene	ND	ug/L	1.0		1	08/26/22	08/26/22 12:54	1011
Diisopropyl ether	ND	ug/L	1.0		1	08/26/22	08/26/22 12:54	1011
Ethylbenzene	ND	ug/L	1.0		1	08/26/22	08/26/22 12:54	1011
2-Hexanone (MBK)	ND	ug/L	5.0		1	08/26/22	08/26/22 12:54	1011
Isopropylbenzene	ND	ug/L	1.0		1	08/26/22	08/26/22 12:54	1011
Methyl Acetate	ND	ug/L	1.0		1	08/26/22	08/26/22 12:54	1011
Methylcyclohexane	ND	ug/L	1.0		1	08/26/22	08/26/22 12:54	1011
Methylene chloride	ND	ug/L	1.0		1	08/26/22	08/26/22 12:54	1011
4-Methyl-2-Pentanone (MIBK)	ND	ug/L	5.0		1	08/26/22	08/26/22 12:54	1011
Methyl-t-Butyl Ether	ND	ug/L	1.0		1	08/26/22	08/26/22 12:54	1011
Naphthalene	ND	ug/L	1.0		1	08/26/22	08/26/22 12:54	1011
Styrene	ND	ug/L	1.0		1	08/26/22	08/26/22 12:54	1011
1,1,2,2-Tetrachloroethane	ND	ug/L	1.0		1	08/26/22	08/26/22 12:54	1011
Tetrachloroethene	ND	ug/L	1.0		1	08/26/22	08/26/22 12:54	1011
Toluene	ND	ug/L	1.0		1	08/26/22	08/26/22 12:54	1011
1,2,3-Trichlorobenzene	ND	ug/L	1.0		1	08/26/22	08/26/22 12:54	1011
1,2,4-Trichlorobenzene	ND	ug/L	1.0		1	08/26/22	08/26/22 12:54	1011
1,1,1-Trichloroethane	ND	ug/L	1.0		1	08/26/22	08/26/22 12:54	1011
Trichloroethene	ND	ug/L	1.0		1	08/26/22	08/26/22 12:54	1011
1,1,2-Trichloroethane	ND	ug/L	1.0		1	08/26/22	08/26/22 12:54	1011
Trichlorofluoromethane	ND	ug/L	1.0		1	08/26/22	08/26/22 12:54	1011
1,1,2-Trichlorotrifluoroethane	ND	ug/L	1.0		1	08/26/22	08/26/22 12:54	1011
Vinyl chloride	ND	ug/L	1.0		1	08/26/22	08/26/22 12:54	1011
m&p-Xylene	ND	ug/L	2.0		1	08/26/22	08/26/22 12:54	1011
o-Xylene	ND	ug/L	1.0		1	08/26/22	08/26/22 12:54	1011

Surrogate(s)	*Recovery*		*Limits*				
4-Bromofluorobenzene	*99*	*%*	*88-120*	*1*	*08/26/22*	*08/26/22 12:54*	*1011*
Dibromofluoromethane	*100*	*%*	*92-107*	*1*	*08/26/22*	*08/26/22 12:54*	*1011*
Toluene-D8	*100*	*%*	*95-106*	*1*	*08/26/22*	*08/26/22 12:54*	*1011*

PHASE SEPARATION SCIENCE

6630 Baltimore National Pike
Baltimore, MD 21228
410-747-8770
800-932-9047
www.phaseonline.com

Certificate of Analysis

Project Name: Chester River Hospital Center
PSS Project No.: 22082320

Sample ID: S-2 **Date/Time Sampled: 08/22/2022 11:35** **PSS Sample ID: 22082320-009**
Matrix: GROUND WATER **Date/Time Received: 08/23/2022 16:30**

Total Petroleum Hydrocarbons - DRO Analytical Method: SW-846 8015C DRO Preparation Method: SW3510C

	Result	Units	RL	Flag	Dil	Prepared	Analyzed	Analyst
TPH-DRO (Diesel Range Organics)	ND	mg/L	0.10		1	08/26/22	08/26/22 21:08	1069
Surrogate(s)	***Recovery***		***Limits***					
o-Terphenyl	*96*	*%*	*52-100*		*1*	*08/26/22*	*08/26/22 21:08*	*1069*

TCL Volatiles plus Oxygenates Analytical Method: SW-846 8260 D Preparation Method: SW5030B

Qualifier(s): See Batch 196695 on Case Narrative.

	Result	Units	RL	Flag	Dil	Prepared	Analyzed	Analyst
Acetone	ND	ug/L	5.0		1	08/26/22	08/26/22 13:17	1011
tert-Amyl alcohol	ND	ug/L	5.0		1	08/26/22	08/26/22 13:17	1011
tert-Amyl ethyl ether	ND	ug/L	1.0		1	08/26/22	08/26/22 13:17	1011
tert-Amyl methyl ether	ND	ug/L	1.0		1	08/26/22	08/26/22 13:17	1011
Benzene	ND	ug/L	1.0		1	08/26/22	08/26/22 13:17	1011
Bromochloromethane	ND	ug/L	1.0		1	08/26/22	08/26/22 13:17	1011
Bromodichloromethane	ND	ug/L	1.0		1	08/26/22	08/26/22 13:17	1011
Bromoform	ND	ug/L	1.0		1	08/26/22	08/26/22 13:17	1011
Bromomethane	ND	ug/L	1.0		1	08/26/22	08/26/22 13:17	1011
tert-Butyl alcohol	ND	ug/L	5.0		1	08/26/22	08/26/22 13:17	1011
2-Butanone (MEK)	ND	ug/L	5.0		1	08/26/22	08/26/22 13:17	1011
tert-Butyl ethyl ether	ND	ug/L	1.0		1	08/26/22	08/26/22 13:17	1011
Carbon Disulfide	ND	ug/L	1.0		1	08/26/22	08/26/22 13:17	1011
Carbon tetrachloride	ND	ug/L	1.0		1	08/26/22	08/26/22 13:17	1011
Chlorobenzene	ND	ug/L	1.0		1	08/26/22	08/26/22 13:17	1011
Chloroethane	ND	ug/L	1.0		1	08/26/22	08/26/22 13:17	1011
Chloroform	ND	ug/L	1.0		1	08/26/22	08/26/22 13:17	1011
Chloromethane	ND	ug/L	1.0		1	08/26/22	08/26/22 13:17	1011
Cyclohexane	ND	ug/L	1.0		1	08/26/22	08/26/22 13:17	1011
1,2-Dibromo-3-chloropropane	ND	ug/L	1.0		1	08/26/22	08/26/22 13:17	1011
Dibromochloromethane	ND	ug/L	1.0		1	08/26/22	08/26/22 13:17	1011
1,2-Dibromoethane	ND	ug/L	1.0		1	08/26/22	08/26/22 13:17	1011
1,2-Dichlorobenzene	ND	ug/L	1.0		1	08/26/22	08/26/22 13:17	1011
1,3-Dichlorobenzene	ND	ug/L	1.0		1	08/26/22	08/26/22 13:17	1011
Dichlorodifluoromethane	ND	ug/L	1.0		1	08/26/22	08/26/22 13:17	1011
1,4-Dichlorobenzene	ND	ug/L	1.0		1	08/26/22	08/26/22 13:17	1011
1,1-Dichloroethane	ND	ug/L	1.0		1	08/26/22	08/26/22 13:17	1011

PHASE SEPARATION SCIENCE

6630 Baltimore National Pike
Baltimore, MD 21228
410-747-8770
800-932-9047
www.phaseonline.com

Certificate of Analysis

Project Name: Chester River Hospital Center
PSS Project No.: 22082320

Sample ID: S-2 **Date/Time Sampled: 08/22/2022 11:35** **PSS Sample ID: 22082320-009**
Matrix: GROUND WATER **Date/Time Received: 08/23/2022 16:30**

TCL Volatiles plus Oxygenates Analytical Method: SW-846 8260 D Preparation Method: SW5030B

Qualifier(s): See Batch 196695 on Case Narrative.

	Result	Units	RL	Flag	Dil	Prepared	Analyzed	Analyst
1,2-Dichloroethane	ND	ug/L	1.0		1	08/26/22	08/26/22 13:17	1011
cis-1,2-Dichloroethene	ND	ug/L	1.0		1	08/26/22	08/26/22 13:17	1011
1,1-Dichloroethene	ND	ug/L	1.0		1	08/26/22	08/26/22 13:17	1011
1,2-Dichloropropane	ND	ug/L	1.0		1	08/26/22	08/26/22 13:17	1011
cis-1,3-Dichloropropene	ND	ug/L	1.0		1	08/26/22	08/26/22 13:17	1011
trans-1,3-Dichloropropene	ND	ug/L	1.0		1	08/26/22	08/26/22 13:17	1011
trans-1,2-Dichloroethene	ND	ug/L	1.0		1	08/26/22	08/26/22 13:17	1011
Diisopropyl ether	ND	ug/L	1.0		1	08/26/22	08/26/22 13:17	1011
Ethylbenzene	ND	ug/L	1.0		1	08/26/22	08/26/22 13:17	1011
2-Hexanone (MBK)	ND	ug/L	5.0		1	08/26/22	08/26/22 13:17	1011
Isopropylbenzene	ND	ug/L	1.0		1	08/26/22	08/26/22 13:17	1011
Methyl Acetate	ND	ug/L	1.0		1	08/26/22	08/26/22 13:17	1011
Methylcyclohexane	ND	ug/L	1.0		1	08/26/22	08/26/22 13:17	1011
Methylene chloride	ND	ug/L	1.0		1	08/26/22	08/26/22 13:17	1011
4-Methyl-2-Pentanone (MIBK)	ND	ug/L	5.0		1	08/26/22	08/26/22 13:17	1011
Methyl-t-Butyl Ether	ND	ug/L	1.0		1	08/26/22	08/26/22 13:17	1011
Naphthalene	ND	ug/L	1.0		1	08/26/22	08/26/22 13:17	1011
Styrene	ND	ug/L	1.0		1	08/26/22	08/26/22 13:17	1011
1,1,2,2-Tetrachloroethane	ND	ug/L	1.0		1	08/26/22	08/26/22 13:17	1011
Tetrachloroethene	ND	ug/L	1.0		1	08/26/22	08/26/22 13:17	1011
Toluene	ND	ug/L	1.0		1	08/26/22	08/26/22 13:17	1011
1,2,3-Trichlorobenzene	ND	ug/L	1.0		1	08/26/22	08/26/22 13:17	1011
1,2,4-Trichlorobenzene	ND	ug/L	1.0		1	08/26/22	08/26/22 13:17	1011
1,1,1-Trichloroethane	ND	ug/L	1.0		1	08/26/22	08/26/22 13:17	1011
Trichloroethene	ND	ug/L	1.0		1	08/26/22	08/26/22 13:17	1011
1,1,2-Trichloroethane	ND	ug/L	1.0		1	08/26/22	08/26/22 13:17	1011
Trichlorofluoromethane	ND	ug/L	1.0		1	08/26/22	08/26/22 13:17	1011
1,1,2-Trichlorotrifluoroethane	ND	ug/L	1.0		1	08/26/22	08/26/22 13:17	1011
Vinyl chloride	ND	ug/L	1.0		1	08/26/22	08/26/22 13:17	1011
m&p-Xylene	ND	ug/L	2.0		1	08/26/22	08/26/22 13:17	1011
o-Xylene	ND	ug/L	1.0		1	08/26/22	08/26/22 13:17	1011

Surrogate(s)	*Recovery*		*Limits*				
4-Bromofluorobenzene	*100*	*%*	*88-120*	*1*	*08/26/22*	*08/26/22 13:17*	*1011*
Dibromofluoromethane	*101*	*%*	*92-107*	*1*	*08/26/22*	*08/26/22 13:17*	*1011*
Toluene-D8	*100*	*%*	*95-106*	*1*	*08/26/22*	*08/26/22 13:17*	*1011*

PHASE SEPARATION SCIENCE

6630 Baltimore National Pike
Baltimore, MD 21228
410-747-8770
800-932-9047
www.phaseonline.com

Certificate of Analysis

Project Name: Chester River Hospital Center
PSS Project No.: 22082320

Sample ID: Trip Blank **Date/Time Sampled: 08/22/2022 00:00** **PSS Sample ID: 22082320-010**
Matrix: WATER **Date/Time Received: 08/23/2022 16:30**

TCL Volatiles plus Oxygenates Analytical Method: SW-846 8260 D Preparation Method: SW5030B

Qualifier(s): See Batch 196695 on Case Narrative.

	Result	Units	RL	Flag	Dil	Prepared	Analyzed	Analyst
Acetone	ND	ug/L	5.0		1	08/26/22	08/26/22 13:40	1011
tert-Amyl alcohol	ND	ug/L	5.0		1	08/26/22	08/26/22 13:40	1011
tert-Amyl ethyl ether	ND	ug/L	1.0		1	08/26/22	08/26/22 13:40	1011
tert-Amyl methyl ether	ND	ug/L	1.0		1	08/26/22	08/26/22 13:40	1011
Benzene	ND	ug/L	1.0		1	08/26/22	08/26/22 13:40	1011
Bromochloromethane	ND	ug/L	1.0		1	08/26/22	08/26/22 13:40	1011
Bromodichloromethane	ND	ug/L	1.0		1	08/26/22	08/26/22 13:40	1011
Bromoform	ND	ug/L	1.0		1	08/26/22	08/26/22 13:40	1011
Bromomethane	ND	ug/L	1.0		1	08/26/22	08/26/22 13:40	1011
tert-Butyl alcohol	ND	ug/L	5.0		1	08/26/22	08/26/22 13:40	1011
2-Butanone (MEK)	ND	ug/L	5.0		1	08/26/22	08/26/22 13:40	1011
tert-Butyl ethyl ether	ND	ug/L	1.0		1	08/26/22	08/26/22 13:40	1011
Carbon Disulfide	ND	ug/L	1.0		1	08/26/22	08/26/22 13:40	1011
Carbon tetrachloride	ND	ug/L	1.0		1	08/26/22	08/26/22 13:40	1011
Chlorobenzene	ND	ug/L	1.0		1	08/26/22	08/26/22 13:40	1011
Chloroethane	ND	ug/L	1.0		1	08/26/22	08/26/22 13:40	1011
Chloroform	ND	ug/L	1.0		1	08/26/22	08/26/22 13:40	1011
Chloromethane	ND	ug/L	1.0		1	08/26/22	08/26/22 13:40	1011
Cyclohexane	ND	ug/L	1.0		1	08/26/22	08/26/22 13:40	1011
1,2-Dibromo-3-chloropropane	ND	ug/L	1.0		1	08/26/22	08/26/22 13:40	1011
Dibromochloromethane	ND	ug/L	1.0		1	08/26/22	08/26/22 13:40	1011
1,2-Dibromoethane	ND	ug/L	1.0		1	08/26/22	08/26/22 13:40	1011
1,2-Dichlorobenzene	ND	ug/L	1.0		1	08/26/22	08/26/22 13:40	1011
1,3-Dichlorobenzene	ND	ug/L	1.0		1	08/26/22	08/26/22 13:40	1011
Dichlorodifluoromethane	ND	ug/L	1.0		1	08/26/22	08/26/22 13:40	1011
1,4-Dichlorobenzene	ND	ug/L	1.0		1	08/26/22	08/26/22 13:40	1011
1,1-Dichloroethane	ND	ug/L	1.0		1	08/26/22	08/26/22 13:40	1011
1,2-Dichloroethane	ND	ug/L	1.0		1	08/26/22	08/26/22 13:40	1011
cis-1,2-Dichloroethene	ND	ug/L	1.0		1	08/26/22	08/26/22 13:40	1011
1,1-Dichloroethene	ND	ug/L	1.0		1	08/26/22	08/26/22 13:40	1011
1,2-Dichloropropane	ND	ug/L	1.0		1	08/26/22	08/26/22 13:40	1011
cis-1,3-Dichloropropene	ND	ug/L	1.0		1	08/26/22	08/26/22 13:40	1011
trans-1,3-Dichloropropene	ND	ug/L	1.0		1	08/26/22	08/26/22 13:40	1011
trans-1,2-Dichloroethene	ND	ug/L	1.0		1	08/26/22	08/26/22 13:40	1011
Diisopropyl ether	ND	ug/L	1.0		1	08/26/22	08/26/22 13:40	1011

PHASE SEPARATION SCIENCE

6630 Baltimore National Pike
Baltimore, MD 21228
410-747-8770
800-932-9047
www.phaseonline.com

Certificate of Analysis

Project Name: Chester River Hospital Center
PSS Project No.: 22082320

Sample ID: Trip Blank **Date/Time Sampled: 08/22/2022 00:00** **PSS Sample ID: 22082320-010**
Matrix: WATER **Date/Time Received: 08/23/2022 16:30**

TCL Volatiles plus Oxygenates Analytical Method: SW-846 8260 D Preparation Method: SW5030B

Qualifier(s): See Batch 196695 on Case Narrative.

	Result	Units	RL	Flag	Dil	Prepared	Analyzed	Analyst
Ethylbenzene	ND	ug/L	1.0		1	08/26/22	08/26/22 13:40	1011
2-Hexanone (MBK)	ND	ug/L	5.0		1	08/26/22	08/26/22 13:40	1011
Isopropylbenzene	ND	ug/L	1.0		1	08/26/22	08/26/22 13:40	1011
Methyl Acetate	ND	ug/L	1.0		1	08/26/22	08/26/22 13:40	1011
Methylcyclohexane	ND	ug/L	1.0		1	08/26/22	08/26/22 13:40	1011
Methylene chloride	ND	ug/L	1.0		1	08/26/22	08/26/22 13:40	1011
4-Methyl-2-Pentanone (MIBK)	ND	ug/L	5.0		1	08/26/22	08/26/22 13:40	1011
Methyl-t-Butyl Ether	ND	ug/L	1.0		1	08/26/22	08/26/22 13:40	1011
Naphthalene	ND	ug/L	1.0		1	08/26/22	08/26/22 13:40	1011
Styrene	ND	ug/L	1.0		1	08/26/22	08/26/22 13:40	1011
1,1,2,2-Tetrachloroethane	ND	ug/L	1.0		1	08/26/22	08/26/22 13:40	1011
Tetrachloroethene	ND	ug/L	1.0		1	08/26/22	08/26/22 13:40	1011
Toluene	ND	ug/L	1.0		1	08/26/22	08/26/22 13:40	1011
1,2,3-Trichlorobenzene	ND	ug/L	1.0		1	08/26/22	08/26/22 13:40	1011
1,2,4-Trichlorobenzene	ND	ug/L	1.0		1	08/26/22	08/26/22 13:40	1011
1,1,1-Trichloroethane	ND	ug/L	1.0		1	08/26/22	08/26/22 13:40	1011
Trichloroethene	ND	ug/L	1.0		1	08/26/22	08/26/22 13:40	1011
1,1,2-Trichloroethane	ND	ug/L	1.0		1	08/26/22	08/26/22 13:40	1011
Trichlorofluoromethane	ND	ug/L	1.0		1	08/26/22	08/26/22 13:40	1011
1,1,2-Trichlorotrifluoroethane	ND	ug/L	1.0		1	08/26/22	08/26/22 13:40	1011
Vinyl chloride	ND	ug/L	1.0		1	08/26/22	08/26/22 13:40	1011
m&p-Xylene	ND	ug/L	2.0		1	08/26/22	08/26/22 13:40	1011
o-Xylene	ND	ug/L	1.0		1	08/26/22	08/26/22 13:40	1011

Surrogate(s)	*Recovery*		*Limits*				
4-Bromofluorobenzene	*100*	*%*	*88-120*		*1*	*08/26/22*	*08/26/22 13:40*	*1011*
Dibromofluoromethane	*101*	*%*	*92-107*		*1*	*08/26/22*	*08/26/22 13:40*	*1011*
Toluene-D8	*100*	*%*	*95-106*		*1*	*08/26/22*	*08/26/22 13:40*	*1011*

PHASE SEPARATION SCIENCE

6630 Baltimore National Pike
Baltimore, MD 21228
410-747-8770
800-932-9047
www.phaseonline.com

Certificate of Analysis

Project Name: Chester River Hospital Center
PSS Project No.: 22082320

Sample ID: MW-25 **Date/Time Sampled: 08/22/2022 13:40** **PSS Sample ID: 22082320-011**
Matrix: GROUND WATER **Date/Time Received: 08/23/2022 16:30**

Total Petroleum Hydrocarbons - DRO Analytical Method: SW-846 8015C DRO Preparation Method: SW3510C

	Result	Units	RL	Flag	Dil	Prepared	Analyzed	Analyst
TPH-DRO (Diesel Range Organics)	ND	mg/L	0.10		1	08/26/22	08/26/22 21:33	1069
Surrogate(s)	***Recovery***		***Limits***					
o-Terphenyl	*87*	*%*	*52-100*		*1*	*08/26/22*	*08/26/22 21:33*	*1069*

TCL Volatiles plus Oxygenates Analytical Method: SW-846 8260 D Preparation Method: SW5030B

Qualifier(s): See Batch 196695 on Case Narrative.

	Result	Units	RL	Flag	Dil	Prepared	Analyzed	Analyst
Acetone	ND	ug/L	5.0		1	08/26/22	08/26/22 15:56	1011
tert-Amyl alcohol	ND	ug/L	5.0		1	08/26/22	08/26/22 15:56	1011
tert-Amyl ethyl ether	ND	ug/L	1.0		1	08/26/22	08/26/22 15:56	1011
tert-Amyl methyl ether	ND	ug/L	1.0		1	08/26/22	08/26/22 15:56	1011
Benzene	ND	ug/L	1.0		1	08/26/22	08/26/22 15:56	1011
Bromochloromethane	ND	ug/L	1.0		1	08/26/22	08/26/22 15:56	1011
Bromodichloromethane	ND	ug/L	1.0		1	08/26/22	08/26/22 15:56	1011
Bromoform	ND	ug/L	1.0		1	08/26/22	08/26/22 15:56	1011
Bromomethane	ND	ug/L	1.0		1	08/26/22	08/26/22 15:56	1011
tert-Butyl alcohol	ND	ug/L	5.0		1	08/26/22	08/26/22 15:56	1011
2-Butanone (MEK)	ND	ug/L	5.0		1	08/26/22	08/26/22 15:56	1011
tert-Butyl ethyl ether	ND	ug/L	1.0		1	08/26/22	08/26/22 15:56	1011
Carbon Disulfide	ND	ug/L	1.0		1	08/26/22	08/26/22 15:56	1011
Carbon tetrachloride	ND	ug/L	1.0		1	08/26/22	08/26/22 15:56	1011
Chlorobenzene	ND	ug/L	1.0		1	08/26/22	08/26/22 15:56	1011
Chloroethane	ND	ug/L	1.0		1	08/26/22	08/26/22 15:56	1011
Chloroform	ND	ug/L	1.0		1	08/26/22	08/26/22 15:56	1011
Chloromethane	ND	ug/L	1.0		1	08/26/22	08/26/22 15:56	1011
Cyclohexane	ND	ug/L	1.0		1	08/26/22	08/26/22 15:56	1011
1,2-Dibromo-3-chloropropane	ND	ug/L	1.0		1	08/26/22	08/26/22 15:56	1011
Dibromochloromethane	ND	ug/L	1.0		1	08/26/22	08/26/22 15:56	1011
1,2-Dibromoethane	ND	ug/L	1.0		1	08/26/22	08/26/22 15:56	1011
1,2-Dichlorobenzene	ND	ug/L	1.0		1	08/26/22	08/26/22 15:56	1011
1,3-Dichlorobenzene	ND	ug/L	1.0		1	08/26/22	08/26/22 15:56	1011
Dichlorodifluoromethane	ND	ug/L	1.0		1	08/26/22	08/26/22 15:56	1011
1,4-Dichlorobenzene	ND	ug/L	1.0		1	08/26/22	08/26/22 15:56	1011
1,1-Dichloroethane	ND	ug/L	1.0		1	08/26/22	08/26/22 15:56	1011

PHASE SEPARATION SCIENCE

6630 Baltimore National Pike
Baltimore, MD 21228
410-747-8770
800-932-9047
www.phaseonline.com

Certificate of Analysis

Project Name: Chester River Hospital Center
PSS Project No.: 22082320

Sample ID: MW-25 **Date/Time Sampled: 08/22/2022 13:40** **PSS Sample ID: 22082320-011**
Matrix: GROUND WATER **Date/Time Received: 08/23/2022 16:30**

TCL Volatiles plus Oxygenates Analytical Method: SW-846 8260 D Preparation Method: SW5030B

Qualifier(s): See Batch 196695 on Case Narrative.

	Result	Units	RL	Flag	Dil	Prepared	Analyzed	Analyst
1,2-Dichloroethane	ND	ug/L	1.0		1	08/26/22	08/26/22 15:56	1011
cis-1,2-Dichloroethene	ND	ug/L	1.0		1	08/26/22	08/26/22 15:56	1011
1,1-Dichloroethene	ND	ug/L	1.0		1	08/26/22	08/26/22 15:56	1011
1,2-Dichloropropane	ND	ug/L	1.0		1	08/26/22	08/26/22 15:56	1011
cis-1,3-Dichloropropene	ND	ug/L	1.0		1	08/26/22	08/26/22 15:56	1011
trans-1,3-Dichloropropene	ND	ug/L	1.0		1	08/26/22	08/26/22 15:56	1011
trans-1,2-Dichloroethene	ND	ug/L	1.0		1	08/26/22	08/26/22 15:56	1011
Diisopropyl ether	ND	ug/L	1.0		1	08/26/22	08/26/22 15:56	1011
Ethylbenzene	ND	ug/L	1.0		1	08/26/22	08/26/22 15:56	1011
2-Hexanone (MBK)	ND	ug/L	5.0		1	08/26/22	08/26/22 15:56	1011
Isopropylbenzene	ND	ug/L	1.0		1	08/26/22	08/26/22 15:56	1011
Methyl Acetate	ND	ug/L	1.0		1	08/26/22	08/26/22 15:56	1011
Methylcyclohexane	ND	ug/L	1.0		1	08/26/22	08/26/22 15:56	1011
Methylene chloride	ND	ug/L	1.0		1	08/26/22	08/26/22 15:56	1011
4-Methyl-2-Pentanone (MIBK)	ND	ug/L	5.0		1	08/26/22	08/26/22 15:56	1011
Methyl-t-Butyl Ether	ND	ug/L	1.0		1	08/26/22	08/26/22 15:56	1011
Naphthalene	ND	ug/L	1.0		1	08/26/22	08/26/22 15:56	1011
Styrene	ND	ug/L	1.0		1	08/26/22	08/26/22 15:56	1011
1,1,2,2-Tetrachloroethane	ND	ug/L	1.0		1	08/26/22	08/26/22 15:56	1011
Tetrachloroethene	ND	ug/L	1.0		1	08/26/22	08/26/22 15:56	1011
Toluene	ND	ug/L	1.0		1	08/26/22	08/26/22 15:56	1011
1,2,3-Trichlorobenzene	ND	ug/L	1.0		1	08/26/22	08/26/22 15:56	1011
1,2,4-Trichlorobenzene	ND	ug/L	1.0		1	08/26/22	08/26/22 15:56	1011
1,1,1-Trichloroethane	ND	ug/L	1.0		1	08/26/22	08/26/22 15:56	1011
Trichloroethene	ND	ug/L	1.0		1	08/26/22	08/26/22 15:56	1011
1,1,2-Trichloroethane	ND	ug/L	1.0		1	08/26/22	08/26/22 15:56	1011
Trichlorofluoromethane	ND	ug/L	1.0		1	08/26/22	08/26/22 15:56	1011
1,1,2-Trichlorotrifluoroethane	ND	ug/L	1.0		1	08/26/22	08/26/22 15:56	1011
Vinyl chloride	ND	ug/L	1.0		1	08/26/22	08/26/22 15:56	1011
m&p-Xylene	ND	ug/L	2.0		1	08/26/22	08/26/22 15:56	1011
o-Xylene	ND	ug/L	1.0		1	08/26/22	08/26/22 15:56	1011

Surrogate(s)	*Recovery*		*Limits*				
4-Bromofluorobenzene	*103*	*%*	*88-120*	*1*	*08/26/22*	*08/26/22 15:56*	*1011*
Dibromofluoromethane	*100*	*%*	*92-107*	*1*	*08/26/22*	*08/26/22 15:56*	*1011*
Toluene-D8	*99*	*%*	*95-106*	*1*	*08/26/22*	*08/26/22 15:56*	*1011*

PHASE SEPARATION SCIENCE

6630 Baltimore National Pike
Baltimore, MD 21228
410-747-8770
800-932-9047
www.phaseonline.com

Certificate of Analysis

Project Name: Chester River Hospital Center
PSS Project No.: 22082320

Sample ID: MW-23 **Date/Time Sampled: 08/22/2022 14:05** **PSS Sample ID: 22082320-012**
Matrix: GROUND WATER **Date/Time Received: 08/23/2022 16:30**

Total Petroleum Hydrocarbons - DRO Analytical Method: SW-846 8015C DRO Preparation Method: SW3510C

	Result	Units	RL	Flag	Dil	Prepared	Analyzed	Analyst
TPH-DRO (Diesel Range Organics)	ND	mg/L	0.10		1	08/26/22	08/26/22 21:33	1069
Surrogate(s)	***Recovery***		***Limits***					
o-Terphenyl	*77*	*%*	*52-100*		*1*	*08/26/22*	*08/26/22 21:33*	*1069*

TCL Volatiles plus Oxygenates Analytical Method: SW-846 8260 D Preparation Method: SW5030B

Qualifier(s): See Batch 196695 on Case Narrative.

	Result	Units	RL	Flag	Dil	Prepared	Analyzed	Analyst
Acetone	ND	ug/L	5.0		1	08/26/22	08/26/22 16:19	1011
tert-Amyl alcohol	ND	ug/L	5.0		1	08/26/22	08/26/22 16:19	1011
tert-Amyl ethyl ether	ND	ug/L	1.0		1	08/26/22	08/26/22 16:19	1011
tert-Amyl methyl ether	ND	ug/L	1.0		1	08/26/22	08/26/22 16:19	1011
Benzene	ND	ug/L	1.0		1	08/26/22	08/26/22 16:19	1011
Bromochloromethane	ND	ug/L	1.0		1	08/26/22	08/26/22 16:19	1011
Bromodichloromethane	ND	ug/L	1.0		1	08/26/22	08/26/22 16:19	1011
Bromoform	ND	ug/L	1.0		1	08/26/22	08/26/22 16:19	1011
Bromomethane	ND	ug/L	1.0		1	08/26/22	08/26/22 16:19	1011
tert-Butyl alcohol	ND	ug/L	5.0		1	08/26/22	08/26/22 16:19	1011
2-Butanone (MEK)	ND	ug/L	5.0		1	08/26/22	08/26/22 16:19	1011
tert-Butyl ethyl ether	ND	ug/L	1.0		1	08/26/22	08/26/22 16:19	1011
Carbon Disulfide	ND	ug/L	1.0		1	08/26/22	08/26/22 16:19	1011
Carbon tetrachloride	ND	ug/L	1.0		1	08/26/22	08/26/22 16:19	1011
Chlorobenzene	ND	ug/L	1.0		1	08/26/22	08/26/22 16:19	1011
Chloroethane	ND	ug/L	1.0		1	08/26/22	08/26/22 16:19	1011
Chloroform	ND	ug/L	1.0		1	08/26/22	08/26/22 16:19	1011
Chloromethane	ND	ug/L	1.0		1	08/26/22	08/26/22 16:19	1011
Cyclohexane	ND	ug/L	1.0		1	08/26/22	08/26/22 16:19	1011
1,2-Dibromo-3-chloropropane	ND	ug/L	1.0		1	08/26/22	08/26/22 16:19	1011
Dibromochloromethane	ND	ug/L	1.0		1	08/26/22	08/26/22 16:19	1011
1,2-Dibromoethane	ND	ug/L	1.0		1	08/26/22	08/26/22 16:19	1011
1,2-Dichlorobenzene	ND	ug/L	1.0		1	08/26/22	08/26/22 16:19	1011
1,3-Dichlorobenzene	ND	ug/L	1.0		1	08/26/22	08/26/22 16:19	1011
Dichlorodifluoromethane	ND	ug/L	1.0		1	08/26/22	08/26/22 16:19	1011
1,4-Dichlorobenzene	ND	ug/L	1.0		1	08/26/22	08/26/22 16:19	1011
1,1-Dichloroethane	ND	ug/L	1.0		1	08/26/22	08/26/22 16:19	1011

PHASE SEPARATION SCIENCE

6630 Baltimore National Pike
Baltimore, MD 21228
410-747-8770
800-932-9047
www.phaseonline.com

Certificate of Analysis

Project Name: Chester River Hospital Center
PSS Project No.: 22082320

Sample ID: MW-23 **Date/Time Sampled: 08/22/2022 14:05** **PSS Sample ID: 22082320-012**
Matrix: GROUND WATER **Date/Time Received: 08/23/2022 16:30**

TCL Volatiles plus Oxygenates Analytical Method: SW-846 8260 D Preparation Method: SW5030B

Qualifier(s): See Batch 196695 on Case Narrative.

	Result	Units	RL	Flag	Dil	Prepared	Analyzed	Analyst
1,2-Dichloroethane	ND	ug/L	1.0		1	08/26/22	08/26/22 16:19	1011
cis-1,2-Dichloroethene	ND	ug/L	1.0		1	08/26/22	08/26/22 16:19	1011
1,1-Dichloroethene	ND	ug/L	1.0		1	08/26/22	08/26/22 16:19	1011
1,2-Dichloropropane	ND	ug/L	1.0		1	08/26/22	08/26/22 16:19	1011
cis-1,3-Dichloropropene	ND	ug/L	1.0		1	08/26/22	08/26/22 16:19	1011
trans-1,3-Dichloropropene	ND	ug/L	1.0		1	08/26/22	08/26/22 16:19	1011
trans-1,2-Dichloroethene	ND	ug/L	1.0		1	08/26/22	08/26/22 16:19	1011
Diisopropyl ether	ND	ug/L	1.0		1	08/26/22	08/26/22 16:19	1011
Ethylbenzene	ND	ug/L	1.0		1	08/26/22	08/26/22 16:19	1011
2-Hexanone (MBK)	ND	ug/L	5.0		1	08/26/22	08/26/22 16:19	1011
Isopropylbenzene	ND	ug/L	1.0		1	08/26/22	08/26/22 16:19	1011
Methyl Acetate	ND	ug/L	1.0		1	08/26/22	08/26/22 16:19	1011
Methylcyclohexane	ND	ug/L	1.0		1	08/26/22	08/26/22 16:19	1011
Methylene chloride	ND	ug/L	1.0		1	08/26/22	08/26/22 16:19	1011
4-Methyl-2-Pentanone (MIBK)	ND	ug/L	5.0		1	08/26/22	08/26/22 16:19	1011
Methyl-t-Butyl Ether	ND	ug/L	1.0		1	08/26/22	08/26/22 16:19	1011
Naphthalene	ND	ug/L	1.0		1	08/26/22	08/26/22 16:19	1011
Styrene	ND	ug/L	1.0		1	08/26/22	08/26/22 16:19	1011
1,1,2,2-Tetrachloroethane	ND	ug/L	1.0		1	08/26/22	08/26/22 16:19	1011
Tetrachloroethene	ND	ug/L	1.0		1	08/26/22	08/26/22 16:19	1011
Toluene	ND	ug/L	1.0		1	08/26/22	08/26/22 16:19	1011
1,2,3-Trichlorobenzene	ND	ug/L	1.0		1	08/26/22	08/26/22 16:19	1011
1,2,4-Trichlorobenzene	ND	ug/L	1.0		1	08/26/22	08/26/22 16:19	1011
1,1,1-Trichloroethane	ND	ug/L	1.0		1	08/26/22	08/26/22 16:19	1011
Trichloroethene	ND	ug/L	1.0		1	08/26/22	08/26/22 16:19	1011
1,1,2-Trichloroethane	ND	ug/L	1.0		1	08/26/22	08/26/22 16:19	1011
Trichlorofluoromethane	ND	ug/L	1.0		1	08/26/22	08/26/22 16:19	1011
1,1,2-Trichlorotrifluoroethane	ND	ug/L	1.0		1	08/26/22	08/26/22 16:19	1011
Vinyl chloride	ND	ug/L	1.0		1	08/26/22	08/26/22 16:19	1011
m&p-Xylene	ND	ug/L	2.0		1	08/26/22	08/26/22 16:19	1011
o-Xylene	ND	ug/L	1.0		1	08/26/22	08/26/22 16:19	1011

Surrogate(s)	*Recovery*		*Limits*				
4-Bromofluorobenzene	*101*	*%*	*88-120*	*1*	*08/26/22*	*08/26/22 16:19*	*1011*
Dibromofluoromethane	*99*	*%*	*92-107*	*1*	*08/26/22*	*08/26/22 16:19*	*1011*
Toluene-D8	*99*	*%*	*95-106*	*1*	*08/26/22*	*08/26/22 16:19*	*1011*

PHASE SEPARATION SCIENCE

6630 Baltimore National Pike
Baltimore, MD 21228
410-747-8770
800-932-9047
www.phaseonline.com

Certificate of Analysis

Project Name: Chester River Hospital Center
PSS Project No.: 22082320

Sample ID: MW-15 **Date/Time Sampled: 08/22/2022 14:22** **PSS Sample ID: 22082320-013**
Matrix: GROUND WATER **Date/Time Received: 08/23/2022 16:30**

Total Petroleum Hydrocarbons - DRO Analytical Method: SW-846 8015C DRO Preparation Method: SW3510C

	Result	Units	RL	Flag	Dil	Prepared	Analyzed	Analyst
TPH-DRO (Diesel Range Organics)	ND	mg/L	0.10		1	08/26/22	08/26/22 21:58	1069
Surrogate(s)	***Recovery***		***Limits***					
o-Terphenyl	*93*	*%*	*52-100*		*1*	*08/26/22*	*08/26/22 21:58*	*1069*

TCL Volatiles plus Oxygenates Analytical Method: SW-846 8260 D Preparation Method: SW5030B

Qualifier(s): See Batch 196695 on Case Narrative.

	Result	Units	RL	Flag	Dil	Prepared	Analyzed	Analyst
Acetone	ND	ug/L	5.0		1	08/26/22	08/26/22 16:42	1011
tert-Amyl alcohol	ND	ug/L	5.0		1	08/26/22	08/26/22 16:42	1011
tert-Amyl ethyl ether	ND	ug/L	1.0		1	08/26/22	08/26/22 16:42	1011
tert-Amyl methyl ether	ND	ug/L	1.0		1	08/26/22	08/26/22 16:42	1011
Benzene	ND	ug/L	1.0		1	08/26/22	08/26/22 16:42	1011
Bromochloromethane	ND	ug/L	1.0		1	08/26/22	08/26/22 16:42	1011
Bromodichloromethane	ND	ug/L	1.0		1	08/26/22	08/26/22 16:42	1011
Bromoform	ND	ug/L	1.0		1	08/26/22	08/26/22 16:42	1011
Bromomethane	ND	ug/L	1.0		1	08/26/22	08/26/22 16:42	1011
tert-Butyl alcohol	ND	ug/L	5.0		1	08/26/22	08/26/22 16:42	1011
2-Butanone (MEK)	ND	ug/L	5.0		1	08/26/22	08/26/22 16:42	1011
tert-Butyl ethyl ether	ND	ug/L	1.0		1	08/26/22	08/26/22 16:42	1011
Carbon Disulfide	ND	ug/L	1.0		1	08/26/22	08/26/22 16:42	1011
Carbon tetrachloride	ND	ug/L	1.0		1	08/26/22	08/26/22 16:42	1011
Chlorobenzene	ND	ug/L	1.0		1	08/26/22	08/26/22 16:42	1011
Chloroethane	ND	ug/L	1.0		1	08/26/22	08/26/22 16:42	1011
Chloroform	ND	ug/L	1.0		1	08/26/22	08/26/22 16:42	1011
Chloromethane	ND	ug/L	1.0		1	08/26/22	08/26/22 16:42	1011
Cyclohexane	ND	ug/L	1.0		1	08/26/22	08/26/22 16:42	1011
1,2-Dibromo-3-chloropropane	ND	ug/L	1.0		1	08/26/22	08/26/22 16:42	1011
Dibromochloromethane	ND	ug/L	1.0		1	08/26/22	08/26/22 16:42	1011
1,2-Dibromoethane	ND	ug/L	1.0		1	08/26/22	08/26/22 16:42	1011
1,2-Dichlorobenzene	ND	ug/L	1.0		1	08/26/22	08/26/22 16:42	1011
1,3-Dichlorobenzene	ND	ug/L	1.0		1	08/26/22	08/26/22 16:42	1011
Dichlorodifluoromethane	ND	ug/L	1.0		1	08/26/22	08/26/22 16:42	1011
1,4-Dichlorobenzene	ND	ug/L	1.0		1	08/26/22	08/26/22 16:42	1011
1,1-Dichloroethane	ND	ug/L	1.0		1	08/26/22	08/26/22 16:42	1011

PHASE SEPARATION SCIENCE

6630 Baltimore National Pike
Baltimore, MD 21228
410-747-8770
800-932-9047
www.phaseonline.com

Certificate of Analysis

Project Name: Chester River Hospital Center
PSS Project No.: 22082320

Sample ID: MW-15 **Date/Time Sampled: 08/22/2022 14:22** **PSS Sample ID: 22082320-013**
Matrix: GROUND WATER **Date/Time Received: 08/23/2022 16:30**

TCL Volatiles plus Oxygenates Analytical Method: SW-846 8260 D Preparation Method: SW5030B

Qualifier(s): See Batch 196695 on Case Narrative.

	Result	Units	RL	Flag	Dil	Prepared	Analyzed	Analyst
1,2-Dichloroethane	ND	ug/L	1.0		1	08/26/22	08/26/22 16:42	1011
cis-1,2-Dichloroethene	ND	ug/L	1.0		1	08/26/22	08/26/22 16:42	1011
1,1-Dichloroethene	ND	ug/L	1.0		1	08/26/22	08/26/22 16:42	1011
1,2-Dichloropropane	ND	ug/L	1.0		1	08/26/22	08/26/22 16:42	1011
cis-1,3-Dichloropropene	ND	ug/L	1.0		1	08/26/22	08/26/22 16:42	1011
trans-1,3-Dichloropropene	ND	ug/L	1.0		1	08/26/22	08/26/22 16:42	1011
trans-1,2-Dichloroethene	ND	ug/L	1.0		1	08/26/22	08/26/22 16:42	1011
Diisopropyl ether	ND	ug/L	1.0		1	08/26/22	08/26/22 16:42	1011
Ethylbenzene	ND	ug/L	1.0		1	08/26/22	08/26/22 16:42	1011
2-Hexanone (MBK)	ND	ug/L	5.0		1	08/26/22	08/26/22 16:42	1011
Isopropylbenzene	ND	ug/L	1.0		1	08/26/22	08/26/22 16:42	1011
Methyl Acetate	ND	ug/L	1.0		1	08/26/22	08/26/22 16:42	1011
Methylcyclohexane	ND	ug/L	1.0		1	08/26/22	08/26/22 16:42	1011
Methylene chloride	ND	ug/L	1.0		1	08/26/22	08/26/22 16:42	1011
4-Methyl-2-Pentanone (MIBK)	ND	ug/L	5.0		1	08/26/22	08/26/22 16:42	1011
Methyl-t-Butyl Ether	ND	ug/L	1.0		1	08/26/22	08/26/22 16:42	1011
Naphthalene	ND	ug/L	1.0		1	08/26/22	08/26/22 16:42	1011
Styrene	ND	ug/L	1.0		1	08/26/22	08/26/22 16:42	1011
1,1,2,2-Tetrachloroethane	ND	ug/L	1.0		1	08/26/22	08/26/22 16:42	1011
Tetrachloroethene	ND	ug/L	1.0		1	08/26/22	08/26/22 16:42	1011
Toluene	ND	ug/L	1.0		1	08/26/22	08/26/22 16:42	1011
1,2,3-Trichlorobenzene	ND	ug/L	1.0		1	08/26/22	08/26/22 16:42	1011
1,2,4-Trichlorobenzene	ND	ug/L	1.0		1	08/26/22	08/26/22 16:42	1011
1,1,1-Trichloroethane	ND	ug/L	1.0		1	08/26/22	08/26/22 16:42	1011
Trichloroethene	ND	ug/L	1.0		1	08/26/22	08/26/22 16:42	1011
1,1,2-Trichloroethane	ND	ug/L	1.0		1	08/26/22	08/26/22 16:42	1011
Trichlorofluoromethane	ND	ug/L	1.0		1	08/26/22	08/26/22 16:42	1011
1,1,2-Trichlorotrifluoroethane	ND	ug/L	1.0		1	08/26/22	08/26/22 16:42	1011
Vinyl chloride	ND	ug/L	1.0		1	08/26/22	08/26/22 16:42	1011
m&p-Xylene	ND	ug/L	2.0		1	08/26/22	08/26/22 16:42	1011
o-Xylene	ND	ug/L	1.0		1	08/26/22	08/26/22 16:42	1011

Surrogate(s)	*Recovery*		*Limits*				
4-Bromofluorobenzene	*100*	*%*	*88-120*	*1*	*08/26/22*	*08/26/22 16:42*	*1011*
Dibromofluoromethane	*99*	*%*	*92-107*	*1*	*08/26/22*	*08/26/22 16:42*	*1011*
Toluene-D8	*99*	*%*	*95-106*	*1*	*08/26/22*	*08/26/22 16:42*	*1011*

PHASE SEPARATION SCIENCE

6630 Baltimore National Pike
Baltimore, MD 21228
410-747-8770
800-932-9047
www.phaseonline.com

Certificate of Analysis

Project Name: Chester River Hospital Center
PSS Project No.: 22082320

Sample ID: MW-49 **Date/Time Sampled: 08/22/2022 13:20** **PSS Sample ID: 22082320-014**
Matrix: GROUND WATER **Date/Time Received: 08/23/2022 16:30**

Total Petroleum Hydrocarbons - DRO Analytical Method: SW-846 8015C DRO Preparation Method: SW3510C

	Result	Units	RL	Flag	Dil	Prepared	Analyzed	Analyst
TPH-DRO (Diesel Range Organics)	ND	mg/L	0.10		1	08/26/22	08/26/22 21:58	1069
Surrogate(s)	***Recovery***		***Limits***					
o-Terphenyl	*73*	*%*	*52-100*		*1*	*08/26/22*	*08/26/22 21:58*	*1069*

TCL Volatiles plus Oxygenates Analytical Method: SW-846 8260 D Preparation Method: SW5030B

Qualifier(s): See Batch 196695 on Case Narrative.

	Result	Units	RL	Flag	Dil	Prepared	Analyzed	Analyst
Acetone	ND	ug/L	5.0		1	08/26/22	08/26/22 17:04	1011
tert-Amyl alcohol	ND	ug/L	5.0		1	08/26/22	08/26/22 17:04	1011
tert-Amyl ethyl ether	ND	ug/L	1.0		1	08/26/22	08/26/22 17:04	1011
tert-Amyl methyl ether	ND	ug/L	1.0		1	08/26/22	08/26/22 17:04	1011
Benzene	ND	ug/L	1.0		1	08/26/22	08/26/22 17:04	1011
Bromochloromethane	ND	ug/L	1.0		1	08/26/22	08/26/22 17:04	1011
Bromodichloromethane	ND	ug/L	1.0		1	08/26/22	08/26/22 17:04	1011
Bromoform	ND	ug/L	1.0		1	08/26/22	08/26/22 17:04	1011
Bromomethane	ND	ug/L	1.0		1	08/26/22	08/26/22 17:04	1011
tert-Butyl alcohol	ND	ug/L	5.0		1	08/26/22	08/26/22 17:04	1011
2-Butanone (MEK)	ND	ug/L	5.0		1	08/26/22	08/26/22 17:04	1011
tert-Butyl ethyl ether	ND	ug/L	1.0		1	08/26/22	08/26/22 17:04	1011
Carbon Disulfide	ND	ug/L	1.0		1	08/26/22	08/26/22 17:04	1011
Carbon tetrachloride	ND	ug/L	1.0		1	08/26/22	08/26/22 17:04	1011
Chlorobenzene	ND	ug/L	1.0		1	08/26/22	08/26/22 17:04	1011
Chloroethane	ND	ug/L	1.0		1	08/26/22	08/26/22 17:04	1011
Chloroform	ND	ug/L	1.0		1	08/26/22	08/26/22 17:04	1011
Chloromethane	ND	ug/L	1.0		1	08/26/22	08/26/22 17:04	1011
Cyclohexane	ND	ug/L	1.0		1	08/26/22	08/26/22 17:04	1011
1,2-Dibromo-3-chloropropane	ND	ug/L	1.0		1	08/26/22	08/26/22 17:04	1011
Dibromochloromethane	ND	ug/L	1.0		1	08/26/22	08/26/22 17:04	1011
1,2-Dibromoethane	ND	ug/L	1.0		1	08/26/22	08/26/22 17:04	1011
1,2-Dichlorobenzene	ND	ug/L	1.0		1	08/26/22	08/26/22 17:04	1011
1,3-Dichlorobenzene	ND	ug/L	1.0		1	08/26/22	08/26/22 17:04	1011
Dichlorodifluoromethane	ND	ug/L	1.0		1	08/26/22	08/26/22 17:04	1011
1,4-Dichlorobenzene	ND	ug/L	1.0		1	08/26/22	08/26/22 17:04	1011
1,1-Dichloroethane	ND	ug/L	1.0		1	08/26/22	08/26/22 17:04	1011

PHASE SEPARATION SCIENCE

6630 Baltimore National Pike
Baltimore, MD 21228
410-747-8770
800-932-9047
www.phaseonline.com

Certificate of Analysis

Project Name: Chester River Hospital Center
PSS Project No.: 22082320

Sample ID: MW-49 **Date/Time Sampled: 08/22/2022 13:20** **PSS Sample ID: 22082320-014**
Matrix: GROUND WATER **Date/Time Received: 08/23/2022 16:30**

TCL Volatiles plus Oxygenates Analytical Method: SW-846 8260 D Preparation Method: SW5030B

Qualifier(s): See Batch 196695 on Case Narrative.

	Result	Units	RL	Flag	Dil	Prepared	Analyzed	Analyst
1,2-Dichloroethane	ND	ug/L	1.0		1	08/26/22	08/26/22 17:04	1011
cis-1,2-Dichloroethene	ND	ug/L	1.0		1	08/26/22	08/26/22 17:04	1011
1,1-Dichloroethene	ND	ug/L	1.0		1	08/26/22	08/26/22 17:04	1011
1,2-Dichloropropane	ND	ug/L	1.0		1	08/26/22	08/26/22 17:04	1011
cis-1,3-Dichloropropene	ND	ug/L	1.0		1	08/26/22	08/26/22 17:04	1011
trans-1,3-Dichloropropene	ND	ug/L	1.0		1	08/26/22	08/26/22 17:04	1011
trans-1,2-Dichloroethene	ND	ug/L	1.0		1	08/26/22	08/26/22 17:04	1011
Diisopropyl ether	ND	ug/L	1.0		1	08/26/22	08/26/22 17:04	1011
Ethylbenzene	ND	ug/L	1.0		1	08/26/22	08/26/22 17:04	1011
2-Hexanone (MBK)	ND	ug/L	5.0		1	08/26/22	08/26/22 17:04	1011
Isopropylbenzene	ND	ug/L	1.0		1	08/26/22	08/26/22 17:04	1011
Methyl Acetate	ND	ug/L	1.0		1	08/26/22	08/26/22 17:04	1011
Methylcyclohexane	ND	ug/L	1.0		1	08/26/22	08/26/22 17:04	1011
Methylene chloride	ND	ug/L	1.0		1	08/26/22	08/26/22 17:04	1011
4-Methyl-2-Pentanone (MIBK)	ND	ug/L	5.0		1	08/26/22	08/26/22 17:04	1011
Methyl-t-Butyl Ether	ND	ug/L	1.0		1	08/26/22	08/26/22 17:04	1011
Naphthalene	ND	ug/L	1.0		1	08/26/22	08/26/22 17:04	1011
Styrene	ND	ug/L	1.0		1	08/26/22	08/26/22 17:04	1011
1,1,2,2-Tetrachloroethane	ND	ug/L	1.0		1	08/26/22	08/26/22 17:04	1011
Tetrachloroethene	ND	ug/L	1.0		1	08/26/22	08/26/22 17:04	1011
Toluene	ND	ug/L	1.0		1	08/26/22	08/26/22 17:04	1011
1,2,3-Trichlorobenzene	ND	ug/L	1.0		1	08/26/22	08/26/22 17:04	1011
1,2,4-Trichlorobenzene	ND	ug/L	1.0		1	08/26/22	08/26/22 17:04	1011
1,1,1-Trichloroethane	ND	ug/L	1.0		1	08/26/22	08/26/22 17:04	1011
Trichloroethene	ND	ug/L	1.0		1	08/26/22	08/26/22 17:04	1011
1,1,2-Trichloroethane	ND	ug/L	1.0		1	08/26/22	08/26/22 17:04	1011
Trichlorofluoromethane	ND	ug/L	1.0		1	08/26/22	08/26/22 17:04	1011
1,1,2-Trichlorotrifluoroethane	ND	ug/L	1.0		1	08/26/22	08/26/22 17:04	1011
Vinyl chloride	ND	ug/L	1.0		1	08/26/22	08/26/22 17:04	1011
m&p-Xylene	ND	ug/L	2.0		1	08/26/22	08/26/22 17:04	1011
o-Xylene	ND	ug/L	1.0		1	08/26/22	08/26/22 17:04	1011

Surrogate(s)	*Recovery*		*Limits*				
4-Bromofluorobenzene	*103*	*%*	*88-120*	*1*	*08/26/22*	*08/26/22 17:04*	*1011*
Dibromofluoromethane	*101*	*%*	*92-107*	*1*	*08/26/22*	*08/26/22 17:04*	*1011*
Toluene-D8	*100*	*%*	*95-106*	*1*	*08/26/22*	*08/26/22 17:04*	*1011*

PHASE SEPARATION SCIENCE

6630 Baltimore National Pike
Baltimore, MD 21228
410-747-8770
800-932-9047
www.phaseonline.com

Certificate of Analysis

Project Name: Chester River Hospital Center
PSS Project No.: 22082320

Sample ID: MW-17 **Date/Time Sampled: 08/22/2022 15:05** **PSS Sample ID: 22082320-015**
Matrix: GROUND WATER **Date/Time Received: 08/23/2022 16:30**

Total Petroleum Hydrocarbons - DRO Analytical Method: SW-846 8015C DRO Preparation Method: SW3510C

	Result	Units	RL	Flag	Dil	Prepared	Analyzed	Analyst
TPH-DRO (Diesel Range Organics)	ND	mg/L	0.10		1	08/26/22	08/27/22 00:02	1069
Surrogate(s)	***Recovery***		***Limits***					
o-Terphenyl	*85*	*%*	*52-100*		*1*	*08/26/22*	*08/27/22 00:02*	*1069*

TCL Volatiles plus Oxygenates Analytical Method: SW-846 8260 D Preparation Method: SW5030B

Qualifier(s): See Batch 196695 on Case Narrative.

	Result	Units	RL	Flag	Dil	Prepared	Analyzed	Analyst
Acetone	ND	ug/L	5.0		1	08/26/22	08/26/22 17:27	1011
tert-Amyl alcohol	ND	ug/L	5.0		1	08/26/22	08/26/22 17:27	1011
tert-Amyl ethyl ether	ND	ug/L	1.0		1	08/26/22	08/26/22 17:27	1011
tert-Amyl methyl ether	ND	ug/L	1.0		1	08/26/22	08/26/22 17:27	1011
Benzene	ND	ug/L	1.0		1	08/26/22	08/26/22 17:27	1011
Bromochloromethane	ND	ug/L	1.0		1	08/26/22	08/26/22 17:27	1011
Bromodichloromethane	ND	ug/L	1.0		1	08/26/22	08/26/22 17:27	1011
Bromoform	ND	ug/L	1.0		1	08/26/22	08/26/22 17:27	1011
Bromomethane	ND	ug/L	1.0		1	08/26/22	08/26/22 17:27	1011
tert-Butyl alcohol	ND	ug/L	5.0		1	08/26/22	08/26/22 17:27	1011
2-Butanone (MEK)	ND	ug/L	5.0		1	08/26/22	08/26/22 17:27	1011
tert-Butyl ethyl ether	ND	ug/L	1.0		1	08/26/22	08/26/22 17:27	1011
Carbon Disulfide	ND	ug/L	1.0		1	08/26/22	08/26/22 17:27	1011
Carbon tetrachloride	ND	ug/L	1.0		1	08/26/22	08/26/22 17:27	1011
Chlorobenzene	ND	ug/L	1.0		1	08/26/22	08/26/22 17:27	1011
Chloroethane	ND	ug/L	1.0		1	08/26/22	08/26/22 17:27	1011
Chloroform	ND	ug/L	1.0		1	08/26/22	08/26/22 17:27	1011
Chloromethane	ND	ug/L	1.0		1	08/26/22	08/26/22 17:27	1011
Cyclohexane	ND	ug/L	1.0		1	08/26/22	08/26/22 17:27	1011
1,2-Dibromo-3-chloropropane	ND	ug/L	1.0		1	08/26/22	08/26/22 17:27	1011
Dibromochloromethane	ND	ug/L	1.0		1	08/26/22	08/26/22 17:27	1011
1,2-Dibromoethane	ND	ug/L	1.0		1	08/26/22	08/26/22 17:27	1011
1,2-Dichlorobenzene	ND	ug/L	1.0		1	08/26/22	08/26/22 17:27	1011
1,3-Dichlorobenzene	ND	ug/L	1.0		1	08/26/22	08/26/22 17:27	1011
Dichlorodifluoromethane	ND	ug/L	1.0		1	08/26/22	08/26/22 17:27	1011
1,4-Dichlorobenzene	ND	ug/L	1.0		1	08/26/22	08/26/22 17:27	1011
1,1-Dichloroethane	ND	ug/L	1.0		1	08/26/22	08/26/22 17:27	1011

PHASE SEPARATION SCIENCE

6630 Baltimore National Pike
Baltimore, MD 21228
410-747-8770
800-932-9047
www.phaseonline.com

Certificate of Analysis

Project Name: Chester River Hospital Center
PSS Project No.: 22082320

Sample ID: MW-17 **Date/Time Sampled: 08/22/2022 15:05** **PSS Sample ID: 22082320-015**
Matrix: GROUND WATER **Date/Time Received: 08/23/2022 16:30**

TCL Volatiles plus Oxygenates Analytical Method: SW-846 8260 D Preparation Method: SW5030B

Qualifier(s): See Batch 196695 on Case Narrative.

	Result	Units	RL	Flag	Dil	Prepared	Analyzed	Analyst
1,2-Dichloroethane	ND	ug/L	1.0		1	08/26/22	08/26/22 17:27	1011
cis-1,2-Dichloroethene	ND	ug/L	1.0		1	08/26/22	08/26/22 17:27	1011
1,1-Dichloroethene	ND	ug/L	1.0		1	08/26/22	08/26/22 17:27	1011
1,2-Dichloropropane	ND	ug/L	1.0		1	08/26/22	08/26/22 17:27	1011
cis-1,3-Dichloropropene	ND	ug/L	1.0		1	08/26/22	08/26/22 17:27	1011
trans-1,3-Dichloropropene	ND	ug/L	1.0		1	08/26/22	08/26/22 17:27	1011
trans-1,2-Dichloroethene	ND	ug/L	1.0		1	08/26/22	08/26/22 17:27	1011
Diisopropyl ether	ND	ug/L	1.0		1	08/26/22	08/26/22 17:27	1011
Ethylbenzene	ND	ug/L	1.0		1	08/26/22	08/26/22 17:27	1011
2-Hexanone (MBK)	ND	ug/L	5.0		1	08/26/22	08/26/22 17:27	1011
Isopropylbenzene	ND	ug/L	1.0		1	08/26/22	08/26/22 17:27	1011
Methyl Acetate	ND	ug/L	1.0		1	08/26/22	08/26/22 17:27	1011
Methylcyclohexane	ND	ug/L	1.0		1	08/26/22	08/26/22 17:27	1011
Methylene chloride	ND	ug/L	1.0		1	08/26/22	08/26/22 17:27	1011
4-Methyl-2-Pentanone (MIBK)	ND	ug/L	5.0		1	08/26/22	08/26/22 17:27	1011
Methyl-t-Butyl Ether	ND	ug/L	1.0		1	08/26/22	08/26/22 17:27	1011
Naphthalene	ND	ug/L	1.0		1	08/26/22	08/26/22 17:27	1011
Styrene	ND	ug/L	1.0		1	08/26/22	08/26/22 17:27	1011
1,1,2,2-Tetrachloroethane	ND	ug/L	1.0		1	08/26/22	08/26/22 17:27	1011
Tetrachloroethene	ND	ug/L	1.0		1	08/26/22	08/26/22 17:27	1011
Toluene	ND	ug/L	1.0		1	08/26/22	08/26/22 17:27	1011
1,2,3-Trichlorobenzene	ND	ug/L	1.0		1	08/26/22	08/26/22 17:27	1011
1,2,4-Trichlorobenzene	ND	ug/L	1.0		1	08/26/22	08/26/22 17:27	1011
1,1,1-Trichloroethane	ND	ug/L	1.0		1	08/26/22	08/26/22 17:27	1011
Trichloroethene	ND	ug/L	1.0		1	08/26/22	08/26/22 17:27	1011
1,1,2-Trichloroethane	ND	ug/L	1.0		1	08/26/22	08/26/22 17:27	1011
Trichlorofluoromethane	ND	ug/L	1.0		1	08/26/22	08/26/22 17:27	1011
1,1,2-Trichlorotrifluoroethane	ND	ug/L	1.0		1	08/26/22	08/26/22 17:27	1011
Vinyl chloride	ND	ug/L	1.0		1	08/26/22	08/26/22 17:27	1011
m&p-Xylene	ND	ug/L	2.0		1	08/26/22	08/26/22 17:27	1011
o-Xylene	ND	ug/L	1.0		1	08/26/22	08/26/22 17:27	1011

Surrogate(s)	*Recovery*		*Limits*				
4-Bromofluorobenzene	*102*	*%*	*88-120*	*1*	*08/26/22*	*08/26/22 17:27*	*1011*
Dibromofluoromethane	*101*	*%*	*92-107*	*1*	*08/26/22*	*08/26/22 17:27*	*1011*
Toluene-D8	*99*	*%*	*95-106*	*1*	*08/26/22*	*08/26/22 17:27*	*1011*

PHASE SEPARATION SCIENCE

6630 Baltimore National Pike
Baltimore, MD 21228
410-747-8770
800-932-9047
www.phaseonline.com

Certificate of Analysis

Project Name: Chester River Hospital Center
PSS Project No.: 22082320

Sample ID: MW-48 **Date/Time Sampled: 08/22/2022 15:15** **PSS Sample ID: 22082320-016**
Matrix: GROUND WATER **Date/Time Received: 08/23/2022 16:30**

Total Petroleum Hydrocarbons - DRO Analytical Method: SW-846 8015C DRO Preparation Method: SW3510C

	Result	Units	RL	Flag	Dil	Prepared	Analyzed	Analyst
TPH-DRO (Diesel Range Organics)	ND	mg/L	0.10		1	08/26/22	08/26/22 22:23	1069
Surrogate(s)	***Recovery***		***Limits***					
o-Terphenyl	*97*	*%*	*52-100*		*1*	*08/26/22*	*08/26/22 22:23*	*1069*

TCL Volatiles plus Oxygenates Analytical Method: SW-846 8260 D Preparation Method: SW5030B

Qualifier(s): See Batch 196695 on Case Narrative.

	Result	Units	RL	Flag	Dil	Prepared	Analyzed	Analyst
Acetone	ND	ug/L	5.0		1	08/26/22	08/26/22 17:50	1011
tert-Amyl alcohol	ND	ug/L	5.0		1	08/26/22	08/26/22 17:50	1011
tert-Amyl ethyl ether	ND	ug/L	1.0		1	08/26/22	08/26/22 17:50	1011
tert-Amyl methyl ether	ND	ug/L	1.0		1	08/26/22	08/26/22 17:50	1011
Benzene	ND	ug/L	1.0		1	08/26/22	08/26/22 17:50	1011
Bromochloromethane	ND	ug/L	1.0		1	08/26/22	08/26/22 17:50	1011
Bromodichloromethane	ND	ug/L	1.0		1	08/26/22	08/26/22 17:50	1011
Bromoform	ND	ug/L	1.0		1	08/26/22	08/26/22 17:50	1011
Bromomethane	ND	ug/L	1.0		1	08/26/22	08/26/22 17:50	1011
tert-Butyl alcohol	ND	ug/L	5.0		1	08/26/22	08/26/22 17:50	1011
2-Butanone (MEK)	ND	ug/L	5.0		1	08/26/22	08/26/22 17:50	1011
tert-Butyl ethyl ether	ND	ug/L	1.0		1	08/26/22	08/26/22 17:50	1011
Carbon Disulfide	ND	ug/L	1.0		1	08/26/22	08/26/22 17:50	1011
Carbon tetrachloride	ND	ug/L	1.0		1	08/26/22	08/26/22 17:50	1011
Chlorobenzene	ND	ug/L	1.0		1	08/26/22	08/26/22 17:50	1011
Chloroethane	ND	ug/L	1.0		1	08/26/22	08/26/22 17:50	1011
Chloroform	ND	ug/L	1.0		1	08/26/22	08/26/22 17:50	1011
Chloromethane	ND	ug/L	1.0		1	08/26/22	08/26/22 17:50	1011
Cyclohexane	ND	ug/L	1.0		1	08/26/22	08/26/22 17:50	1011
1,2-Dibromo-3-chloropropane	ND	ug/L	1.0		1	08/26/22	08/26/22 17:50	1011
Dibromochloromethane	ND	ug/L	1.0		1	08/26/22	08/26/22 17:50	1011
1,2-Dibromoethane	ND	ug/L	1.0		1	08/26/22	08/26/22 17:50	1011
1,2-Dichlorobenzene	ND	ug/L	1.0		1	08/26/22	08/26/22 17:50	1011
1,3-Dichlorobenzene	ND	ug/L	1.0		1	08/26/22	08/26/22 17:50	1011
Dichlorodifluoromethane	ND	ug/L	1.0		1	08/26/22	08/26/22 17:50	1011
1,4-Dichlorobenzene	ND	ug/L	1.0		1	08/26/22	08/26/22 17:50	1011
1,1-Dichloroethane	ND	ug/L	1.0		1	08/26/22	08/26/22 17:50	1011

PHASE SEPARATION SCIENCE

6630 Baltimore National Pike
Baltimore, MD 21228
410-747-8770
800-932-9047
www.phaseonline.com

Certificate of Analysis

Project Name: Chester River Hospital Center
PSS Project No.: 22082320

Sample ID: MW-48 **Date/Time Sampled: 08/22/2022 15:15** **PSS Sample ID: 22082320-016**
Matrix: GROUND WATER **Date/Time Received: 08/23/2022 16:30**

TCL Volatiles plus Oxygenates Analytical Method: SW-846 8260 D Preparation Method: SW5030B

Qualifier(s): See Batch 196695 on Case Narrative.

	Result	Units	RL	Flag	Dil	Prepared	Analyzed	Analyst
1,2-Dichloroethane	ND	ug/L	1.0		1	08/26/22	08/26/22 17:50	1011
cis-1,2-Dichloroethene	ND	ug/L	1.0		1	08/26/22	08/26/22 17:50	1011
1,1-Dichloroethene	ND	ug/L	1.0		1	08/26/22	08/26/22 17:50	1011
1,2-Dichloropropane	ND	ug/L	1.0		1	08/26/22	08/26/22 17:50	1011
cis-1,3-Dichloropropene	ND	ug/L	1.0		1	08/26/22	08/26/22 17:50	1011
trans-1,3-Dichloropropene	ND	ug/L	1.0		1	08/26/22	08/26/22 17:50	1011
trans-1,2-Dichloroethene	ND	ug/L	1.0		1	08/26/22	08/26/22 17:50	1011
Diisopropyl ether	ND	ug/L	1.0		1	08/26/22	08/26/22 17:50	1011
Ethylbenzene	ND	ug/L	1.0		1	08/26/22	08/26/22 17:50	1011
2-Hexanone (MBK)	ND	ug/L	5.0		1	08/26/22	08/26/22 17:50	1011
Isopropylbenzene	ND	ug/L	1.0		1	08/26/22	08/26/22 17:50	1011
Methyl Acetate	ND	ug/L	1.0		1	08/26/22	08/26/22 17:50	1011
Methylcyclohexane	ND	ug/L	1.0		1	08/26/22	08/26/22 17:50	1011
Methylene chloride	ND	ug/L	1.0		1	08/26/22	08/26/22 17:50	1011
4-Methyl-2-Pentanone (MIBK)	ND	ug/L	5.0		1	08/26/22	08/26/22 17:50	1011
Methyl-t-Butyl Ether	ND	ug/L	1.0		1	08/26/22	08/26/22 17:50	1011
Naphthalene	ND	ug/L	1.0		1	08/26/22	08/26/22 17:50	1011
Styrene	ND	ug/L	1.0		1	08/26/22	08/26/22 17:50	1011
1,1,2,2-Tetrachloroethane	ND	ug/L	1.0		1	08/26/22	08/26/22 17:50	1011
Tetrachloroethene	ND	ug/L	1.0		1	08/26/22	08/26/22 17:50	1011
Toluene	ND	ug/L	1.0		1	08/26/22	08/26/22 17:50	1011
1,2,3-Trichlorobenzene	ND	ug/L	1.0		1	08/26/22	08/26/22 17:50	1011
1,2,4-Trichlorobenzene	ND	ug/L	1.0		1	08/26/22	08/26/22 17:50	1011
1,1,1-Trichloroethane	ND	ug/L	1.0		1	08/26/22	08/26/22 17:50	1011
Trichloroethene	ND	ug/L	1.0		1	08/26/22	08/26/22 17:50	1011
1,1,2-Trichloroethane	ND	ug/L	1.0		1	08/26/22	08/26/22 17:50	1011
Trichlorofluoromethane	ND	ug/L	1.0		1	08/26/22	08/26/22 17:50	1011
1,1,2-Trichlorotrifluoroethane	ND	ug/L	1.0		1	08/26/22	08/26/22 17:50	1011
Vinyl chloride	ND	ug/L	1.0		1	08/26/22	08/26/22 17:50	1011
m&p-Xylene	ND	ug/L	2.0		1	08/26/22	08/26/22 17:50	1011
o-Xylene	ND	ug/L	1.0		1	08/26/22	08/26/22 17:50	1011

Surrogate(s)	*Recovery*		*Limits*				
4-Bromofluorobenzene	*100*	*%*	*88-120*		*1*	*08/26/22*	*08/26/22 17:50*	*1011*
Dibromofluoromethane	*100*	*%*	*92-107*		*1*	*08/26/22*	*08/26/22 17:50*	*1011*
Toluene-D8	*100*	*%*	*95-106*		*1*	*08/26/22*	*08/26/22 17:50*	*1011*

PHASE SEPARATION SCIENCE

6630 Baltimore National Pike
Baltimore, MD 21228
410-747-8770
800-932-9047
www.phaseonline.com

Certificate of Analysis

Project Name: Chester River Hospital Center
PSS Project No.: 22082320

Sample ID: MW-34 **Date/Time Sampled: 08/23/2022 08:45** **PSS Sample ID: 22082320-017**
Matrix: GROUND WATER **Date/Time Received: 08/23/2022 16:30**

Total Petroleum Hydrocarbons - DRO Analytical Method: SW-846 8015C DRO Preparation Method: SW3510C

	Result	Units	RL	Flag	Dil	Prepared	Analyzed	Analyst
TPH-DRO (Diesel Range Organics)	ND	mg/L	0.10		1	08/26/22	08/26/22 22:23	1069
Surrogate(s)	***Recovery***		***Limits***					
o-Terphenyl	*82*	*%*	*52-100*		*1*	*08/26/22*	*08/26/22 22:23*	*1069*

TCL Volatiles plus Oxygenates Analytical Method: SW-846 8260 D Preparation Method: SW5030B

Qualifier(s): See Batch 196695 on Case Narrative.

	Result	Units	RL	Flag	Dil	Prepared	Analyzed	Analyst
Acetone	ND	ug/L	5.0		1	08/26/22	08/26/22 18:13	1011
tert-Amyl alcohol	ND	ug/L	5.0		1	08/26/22	08/26/22 18:13	1011
tert-Amyl ethyl ether	ND	ug/L	1.0		1	08/26/22	08/26/22 18:13	1011
tert-Amyl methyl ether	ND	ug/L	1.0		1	08/26/22	08/26/22 18:13	1011
Benzene	ND	ug/L	1.0		1	08/26/22	08/26/22 18:13	1011
Bromochloromethane	ND	ug/L	1.0		1	08/26/22	08/26/22 18:13	1011
Bromodichloromethane	ND	ug/L	1.0		1	08/26/22	08/26/22 18:13	1011
Bromoform	ND	ug/L	1.0		1	08/26/22	08/26/22 18:13	1011
Bromomethane	ND	ug/L	1.0		1	08/26/22	08/26/22 18:13	1011
tert-Butyl alcohol	ND	ug/L	5.0		1	08/26/22	08/26/22 18:13	1011
2-Butanone (MEK)	ND	ug/L	5.0		1	08/26/22	08/26/22 18:13	1011
tert-Butyl ethyl ether	ND	ug/L	1.0		1	08/26/22	08/26/22 18:13	1011
Carbon Disulfide	ND	ug/L	1.0		1	08/26/22	08/26/22 18:13	1011
Carbon tetrachloride	ND	ug/L	1.0		1	08/26/22	08/26/22 18:13	1011
Chlorobenzene	ND	ug/L	1.0		1	08/26/22	08/26/22 18:13	1011
Chloroethane	ND	ug/L	1.0		1	08/26/22	08/26/22 18:13	1011
Chloroform	ND	ug/L	1.0		1	08/26/22	08/26/22 18:13	1011
Chloromethane	ND	ug/L	1.0		1	08/26/22	08/26/22 18:13	1011
Cyclohexane	ND	ug/L	1.0		1	08/26/22	08/26/22 18:13	1011
1,2-Dibromo-3-chloropropane	ND	ug/L	1.0		1	08/26/22	08/26/22 18:13	1011
Dibromochloromethane	ND	ug/L	1.0		1	08/26/22	08/26/22 18:13	1011
1,2-Dibromoethane	ND	ug/L	1.0		1	08/26/22	08/26/22 18:13	1011
1,2-Dichlorobenzene	ND	ug/L	1.0		1	08/26/22	08/26/22 18:13	1011
1,3-Dichlorobenzene	ND	ug/L	1.0		1	08/26/22	08/26/22 18:13	1011
Dichlorodifluoromethane	ND	ug/L	1.0		1	08/26/22	08/26/22 18:13	1011
1,4-Dichlorobenzene	ND	ug/L	1.0		1	08/26/22	08/26/22 18:13	1011
1,1-Dichloroethane	ND	ug/L	1.0		1	08/26/22	08/26/22 18:13	1011

PHASE SEPARATION SCIENCE

6630 Baltimore National Pike
Baltimore, MD 21228
410-747-8770
800-932-9047
www.phaseonline.com

Certificate of Analysis

Project Name: Chester River Hospital Center
PSS Project No.: 22082320

Sample ID: MW-34 **Date/Time Sampled: 08/23/2022 08:45** **PSS Sample ID: 22082320-017**
Matrix: GROUND WATER **Date/Time Received: 08/23/2022 16:30**

TCL Volatiles plus Oxygenates Analytical Method: SW-846 8260 D Preparation Method: SW5030B

Qualifier(s): See Batch 196695 on Case Narrative.

	Result	Units	RL	Flag	Dil	Prepared	Analyzed	Analyst
1,2-Dichloroethane	ND	ug/L	1.0		1	08/26/22	08/26/22 18:13	1011
cis-1,2-Dichloroethene	ND	ug/L	1.0		1	08/26/22	08/26/22 18:13	1011
1,1-Dichloroethene	ND	ug/L	1.0		1	08/26/22	08/26/22 18:13	1011
1,2-Dichloropropane	ND	ug/L	1.0		1	08/26/22	08/26/22 18:13	1011
cis-1,3-Dichloropropene	ND	ug/L	1.0		1	08/26/22	08/26/22 18:13	1011
trans-1,3-Dichloropropene	ND	ug/L	1.0		1	08/26/22	08/26/22 18:13	1011
trans-1,2-Dichloroethene	ND	ug/L	1.0		1	08/26/22	08/26/22 18:13	1011
Diisopropyl ether	ND	ug/L	1.0		1	08/26/22	08/26/22 18:13	1011
Ethylbenzene	ND	ug/L	1.0		1	08/26/22	08/26/22 18:13	1011
2-Hexanone (MBK)	ND	ug/L	5.0		1	08/26/22	08/26/22 18:13	1011
Isopropylbenzene	ND	ug/L	1.0		1	08/26/22	08/26/22 18:13	1011
Methyl Acetate	ND	ug/L	1.0		1	08/26/22	08/26/22 18:13	1011
Methylcyclohexane	ND	ug/L	1.0		1	08/26/22	08/26/22 18:13	1011
Methylene chloride	ND	ug/L	1.0		1	08/26/22	08/26/22 18:13	1011
4-Methyl-2-Pentanone (MIBK)	ND	ug/L	5.0		1	08/26/22	08/26/22 18:13	1011
Methyl-t-Butyl Ether	ND	ug/L	1.0		1	08/26/22	08/26/22 18:13	1011
Naphthalene	ND	ug/L	1.0		1	08/26/22	08/26/22 18:13	1011
Styrene	ND	ug/L	1.0		1	08/26/22	08/26/22 18:13	1011
1,1,2,2-Tetrachloroethane	ND	ug/L	1.0		1	08/26/22	08/26/22 18:13	1011
Tetrachloroethene	ND	ug/L	1.0		1	08/26/22	08/26/22 18:13	1011
Toluene	ND	ug/L	1.0		1	08/26/22	08/26/22 18:13	1011
1,2,3-Trichlorobenzene	ND	ug/L	1.0		1	08/26/22	08/26/22 18:13	1011
1,2,4-Trichlorobenzene	ND	ug/L	1.0		1	08/26/22	08/26/22 18:13	1011
1,1,1-Trichloroethane	ND	ug/L	1.0		1	08/26/22	08/26/22 18:13	1011
Trichloroethene	ND	ug/L	1.0		1	08/26/22	08/26/22 18:13	1011
1,1,2-Trichloroethane	ND	ug/L	1.0		1	08/26/22	08/26/22 18:13	1011
Trichlorofluoromethane	ND	ug/L	1.0		1	08/26/22	08/26/22 18:13	1011
1,1,2-Trichlorotrifluoroethane	ND	ug/L	1.0		1	08/26/22	08/26/22 18:13	1011
Vinyl chloride	ND	ug/L	1.0		1	08/26/22	08/26/22 18:13	1011
m&p-Xylene	ND	ug/L	2.0		1	08/26/22	08/26/22 18:13	1011
o-Xylene	ND	ug/L	1.0		1	08/26/22	08/26/22 18:13	1011

Surrogate(s)	*Recovery*		*Limits*				
4-Bromofluorobenzene	*103*	*%*	*88-120*	*1*	*08/26/22*	*08/26/22 18:13*	*1011*
Dibromofluoromethane	*100*	*%*	*92-107*	*1*	*08/26/22*	*08/26/22 18:13*	*1011*
Toluene-D8	*100*	*%*	*95-106*	*1*	*08/26/22*	*08/26/22 18:13*	*1011*

PHASE SEPARATION SCIENCE

6630 Baltimore National Pike
Baltimore, MD 21228
410-747-8770
800-932-9047
www.phaseonline.com

Certificate of Analysis

Project Name: Chester River Hospital Center
PSS Project No.: 22082320

Sample ID: MW-1 **Date/Time Sampled: 08/23/2022 09:05** **PSS Sample ID: 22082320-018**
Matrix: GROUND WATER **Date/Time Received: 08/23/2022 16:30**

Inorganic Anions: Nitrate — Analytical Method: EPA 300.0 — Preparation Method: E300.0P

	Result	Units	RL	Flag	Dil	Prepared	Analyzed	Analyst
Nitrate (as N)	**5.7**	mg/L	0.10		1	08/24/22	08/24/22 12:25	1053

Total Petroleum Hydrocarbons - DRO — Analytical Method: SW-846 8015C DRO — Preparation Method: SW3510C

	Result	Units	RL	Flag	Dil	Prepared	Analyzed	Analyst
TPH-DRO (Diesel Range Organics)	ND	mg/L	0.10		1	08/26/22	08/26/22 22:48	1069
Surrogate(s)	***Recovery***		***Limits***					
o-Terphenyl	*88*	*%*	*52-100*		*1*	*08/26/22*	*08/26/22 22:48*	*1069*

TCL Volatiles plus Oxygenates — Analytical Method: SW-846 8260 D — Preparation Method: SW5030B

Qualifier(s): See Batch 196695 on Case Narrative.

	Result	Units	RL	Flag	Dil	Prepared	Analyzed	Analyst
Acetone	ND	ug/L	5.0		1	08/26/22	08/26/22 18:35	1011
tert-Amyl alcohol	ND	ug/L	5.0		1	08/26/22	08/26/22 18:35	1011
tert-Amyl ethyl ether	ND	ug/L	1.0		1	08/26/22	08/26/22 18:35	1011
tert-Amyl methyl ether	ND	ug/L	1.0		1	08/26/22	08/26/22 18:35	1011
Benzene	ND	ug/L	1.0		1	08/26/22	08/26/22 18:35	1011
Bromochloromethane	ND	ug/L	1.0		1	08/26/22	08/26/22 18:35	1011
Bromodichloromethane	ND	ug/L	1.0		1	08/26/22	08/26/22 18:35	1011
Bromoform	ND	ug/L	1.0		1	08/26/22	08/26/22 18:35	1011
Bromomethane	ND	ug/L	1.0		1	08/26/22	08/26/22 18:35	1011
tert-Butyl alcohol	ND	ug/L	5.0		1	08/26/22	08/26/22 18:35	1011
2-Butanone (MEK)	ND	ug/L	5.0		1	08/26/22	08/26/22 18:35	1011
tert-Butyl ethyl ether	ND	ug/L	1.0		1	08/26/22	08/26/22 18:35	1011
Carbon Disulfide	ND	ug/L	1.0		1	08/26/22	08/26/22 18:35	1011
Carbon tetrachloride	ND	ug/L	1.0		1	08/26/22	08/26/22 18:35	1011
Chlorobenzene	ND	ug/L	1.0		1	08/26/22	08/26/22 18:35	1011
Chloroethane	ND	ug/L	1.0		1	08/26/22	08/26/22 18:35	1011
Chloroform	ND	ug/L	1.0		1	08/26/22	08/26/22 18:35	1011
Chloromethane	ND	ug/L	1.0		1	08/26/22	08/26/22 18:35	1011

PHASE SEPARATION SCIENCE

6630 Baltimore National Pike
Baltimore, MD 21228
410-747-8770
800-932-9047
www.phaseonline.com

Certificate of Analysis

Project Name: Chester River Hospital Center
PSS Project No.: 22082320

Sample ID: MW-1 **Date/Time Sampled: 08/23/2022 09:05** **PSS Sample ID: 22082320-018**
Matrix: GROUND WATER **Date/Time Received: 08/23/2022 16:30**

TCL Volatiles plus Oxygenates Analytical Method: SW-846 8260 D Preparation Method: SW5030B

Qualifier(s): See Batch 196695 on Case Narrative.

	Result	Units	RL	Flag	Dil	Prepared	Analyzed	Analyst
Cyclohexane	ND	ug/L	1.0		1	08/26/22	08/26/22 18:35	1011
1,2-Dibromo-3-chloropropane	ND	ug/L	1.0		1	08/26/22	08/26/22 18:35	1011
Dibromochloromethane	ND	ug/L	1.0		1	08/26/22	08/26/22 18:35	1011
1,2-Dibromoethane	ND	ug/L	1.0		1	08/26/22	08/26/22 18:35	1011
1,2-Dichlorobenzene	ND	ug/L	1.0		1	08/26/22	08/26/22 18:35	1011
1,3-Dichlorobenzene	ND	ug/L	1.0		1	08/26/22	08/26/22 18:35	1011
Dichlorodifluoromethane	ND	ug/L	1.0		1	08/26/22	08/26/22 18:35	1011
1,4-Dichlorobenzene	ND	ug/L	1.0		1	08/26/22	08/26/22 18:35	1011
1,1-Dichloroethane	ND	ug/L	1.0		1	08/26/22	08/26/22 18:35	1011
1,2-Dichloroethane	ND	ug/L	1.0		1	08/26/22	08/26/22 18:35	1011
cis-1,2-Dichloroethene	ND	ug/L	1.0		1	08/26/22	08/26/22 18:35	1011
1,1-Dichloroethene	ND	ug/L	1.0		1	08/26/22	08/26/22 18:35	1011
1,2-Dichloropropane	ND	ug/L	1.0		1	08/26/22	08/26/22 18:35	1011
cis-1,3-Dichloropropene	ND	ug/L	1.0		1	08/26/22	08/26/22 18:35	1011
trans-1,3-Dichloropropene	ND	ug/L	1.0		1	08/26/22	08/26/22 18:35	1011
trans-1,2-Dichloroethene	ND	ug/L	1.0		1	08/26/22	08/26/22 18:35	1011
Diisopropyl ether	ND	ug/L	1.0		1	08/26/22	08/26/22 18:35	1011
Ethylbenzene	ND	ug/L	1.0		1	08/26/22	08/26/22 18:35	1011
2-Hexanone (MBK)	ND	ug/L	5.0		1	08/26/22	08/26/22 18:35	1011
Isopropylbenzene	ND	ug/L	1.0		1	08/26/22	08/26/22 18:35	1011
Methyl Acetate	ND	ug/L	1.0		1	08/26/22	08/26/22 18:35	1011
Methylcyclohexane	ND	ug/L	1.0		1	08/26/22	08/26/22 18:35	1011
Methylene chloride	ND	ug/L	1.0		1	08/26/22	08/26/22 18:35	1011
4-Methyl-2-Pentanone (MIBK)	ND	ug/L	5.0		1	08/26/22	08/26/22 18:35	1011
Methyl-t-Butyl Ether	ND	ug/L	1.0		1	08/26/22	08/26/22 18:35	1011
Naphthalene	ND	ug/L	1.0		1	08/26/22	08/26/22 18:35	1011
Styrene	ND	ug/L	1.0		1	08/26/22	08/26/22 18:35	1011
1,1,2,2-Tetrachloroethane	ND	ug/L	1.0		1	08/26/22	08/26/22 18:35	1011
Tetrachloroethene	ND	ug/L	1.0		1	08/26/22	08/26/22 18:35	1011
Toluene	ND	ug/L	1.0		1	08/26/22	08/26/22 18:35	1011
1,2,3-Trichlorobenzene	ND	ug/L	1.0		1	08/26/22	08/26/22 18:35	1011
1,2,4-Trichlorobenzene	ND	ug/L	1.0		1	08/26/22	08/26/22 18:35	1011
1,1,1-Trichloroethane	ND	ug/L	1.0		1	08/26/22	08/26/22 18:35	1011
Trichloroethene	ND	ug/L	1.0		1	08/26/22	08/26/22 18:35	1011
1,1,2-Trichloroethane	ND	ug/L	1.0		1	08/26/22	08/26/22 18:35	1011

PHASE SEPARATION SCIENCE

6630 Baltimore National Pike
Baltimore, MD 21228
410-747-8770
800-932-9047
www.phaseonline.com

Certificate of Analysis

Project Name: Chester River Hospital Center
PSS Project No.: 22082320

Sample ID: MW-1 **Date/Time Sampled: 08/23/2022 09:05** **PSS Sample ID: 22082320-018**
Matrix: GROUND WATER **Date/Time Received: 08/23/2022 16:30**

TCL Volatiles plus Oxygenates Analytical Method: SW-846 8260 D Preparation Method: SW5030B

Qualifier(s): See Batch 196695 on Case Narrative.

	Result	Units	RL	Flag	Dil	Prepared	Analyzed	Analyst
Trichlorofluoromethane	ND	ug/L	1.0		1	08/26/22	08/26/22 18:35	1011
1,1,2-Trichlorotrifluoroethane	ND	ug/L	1.0		1	08/26/22	08/26/22 18:35	1011
Vinyl chloride	ND	ug/L	1.0		1	08/26/22	08/26/22 18:35	1011
m&p-Xylene	ND	ug/L	2.0		1	08/26/22	08/26/22 18:35	1011
o-Xylene	ND	ug/L	1.0		1	08/26/22	08/26/22 18:35	1011

Surrogate(s)	*Recovery*		*Limits*				
4-Bromofluorobenzene	*101*	*%*	*88-120*		*1*	*08/26/22*	*08/26/22 18:35*	*1011*
Dibromofluoromethane	*100*	*%*	*92-107*		*1*	*08/26/22*	*08/26/22 18:35*	*1011*
Toluene-D8	*99*	*%*	*95-106*		*1*	*08/26/22*	*08/26/22 18:35*	*1011*

PHASE SEPARATION SCIENCE

6630 Baltimore National Pike
Baltimore, MD 21228
410-747-8770
800-932-9047
www.phaseonline.com

Certificate of Analysis

Project Name: Chester River Hospital Center
PSS Project No.: 22082320

Sample ID: MW-33 **Date/Time Sampled: 08/23/2022 09:30** **PSS Sample ID: 22082320-019**
Matrix: GROUND WATER **Date/Time Received: 08/23/2022 16:30**

Total Petroleum Hydrocarbons - DRO Analytical Method: SW-846 8015C DRO Preparation Method: SW3510C

	Result	Units	RL	Flag	Dil	Prepared	Analyzed	Analyst
TPH-DRO (Diesel Range Organics)	ND	mg/L	0.10		1	08/26/22	08/26/22 22:48	1069
Surrogate(s)	***Recovery***		***Limits***					
o-Terphenyl	*76*	*%*	*52-100*		*1*	*08/26/22*	*08/26/22 22:48*	*1069*

TCL Volatiles plus Oxygenates Analytical Method: SW-846 8260 D Preparation Method: SW5030B

Qualifier(s): See Batch 196696 on Case Narrative.

	Result	Units	RL	Flag	Dil	Prepared	Analyzed	Analyst
Acetone	ND	ug/L	5.0		1	08/26/22	08/27/22 01:48	1011
tert-Amyl alcohol	ND	ug/L	5.0		1	08/26/22	08/27/22 01:48	1011
tert-Amyl ethyl ether	ND	ug/L	1.0		1	08/26/22	08/27/22 01:48	1011
tert-Amyl methyl ether	ND	ug/L	1.0		1	08/26/22	08/27/22 01:48	1011
Benzene	ND	ug/L	1.0		1	08/26/22	08/27/22 01:48	1011
Bromochloromethane	ND	ug/L	1.0		1	08/26/22	08/27/22 01:48	1011
Bromodichloromethane	ND	ug/L	1.0		1	08/26/22	08/27/22 01:48	1011
Bromoform	ND	ug/L	1.0		1	08/26/22	08/27/22 01:48	1011
Bromomethane	ND	ug/L	1.0		1	08/26/22	08/27/22 01:48	1011
tert-Butyl alcohol	ND	ug/L	5.0		1	08/26/22	08/27/22 01:48	1011
2-Butanone (MEK)	ND	ug/L	5.0		1	08/26/22	08/27/22 01:48	1011
tert-Butyl ethyl ether	ND	ug/L	1.0		1	08/26/22	08/27/22 01:48	1011
Carbon Disulfide	ND	ug/L	1.0		1	08/26/22	08/27/22 01:48	1011
Carbon tetrachloride	ND	ug/L	1.0		1	08/26/22	08/27/22 01:48	1011
Chlorobenzene	ND	ug/L	1.0		1	08/26/22	08/27/22 01:48	1011
Chloroethane	ND	ug/L	1.0		1	08/26/22	08/27/22 01:48	1011
Chloroform	ND	ug/L	1.0		1	08/26/22	08/27/22 01:48	1011
Chloromethane	ND	ug/L	1.0		1	08/26/22	08/27/22 01:48	1011
Cyclohexane	ND	ug/L	1.0		1	08/26/22	08/27/22 01:48	1011
1,2-Dibromo-3-chloropropane	ND	ug/L	1.0		1	08/26/22	08/27/22 01:48	1011
Dibromochloromethane	ND	ug/L	1.0		1	08/26/22	08/27/22 01:48	1011
1,2-Dibromoethane	ND	ug/L	1.0		1	08/26/22	08/27/22 01:48	1011
1,2-Dichlorobenzene	ND	ug/L	1.0		1	08/26/22	08/27/22 01:48	1011
1,3-Dichlorobenzene	ND	ug/L	1.0		1	08/26/22	08/27/22 01:48	1011
Dichlorodifluoromethane	ND	ug/L	1.0		1	08/26/22	08/27/22 01:48	1011
1,4-Dichlorobenzene	ND	ug/L	1.0		1	08/26/22	08/27/22 01:48	1011
1,1-Dichloroethane	ND	ug/L	1.0		1	08/26/22	08/27/22 01:48	1011

PHASE SEPARATION SCIENCE

6630 Baltimore National Pike
Baltimore, MD 21228
410-747-8770
800-932-9047
www.phaseonline.com

Certificate of Analysis

Project Name: Chester River Hospital Center
PSS Project No.: 22082320

Sample ID: MW-33 **Date/Time Sampled: 08/23/2022 09:30** **PSS Sample ID: 22082320-019**
Matrix: GROUND WATER **Date/Time Received: 08/23/2022 16:30**

TCL Volatiles plus Oxygenates Analytical Method: SW-846 8260 D Preparation Method: SW5030B

Qualifier(s): See Batch 196696 on Case Narrative.

	Result	Units	RL	Flag	Dil	Prepared	Analyzed	Analyst
1,2-Dichloroethane	ND	ug/L	1.0		1	08/26/22	08/27/22 01:48	1011
cis-1,2-Dichloroethene	ND	ug/L	1.0		1	08/26/22	08/27/22 01:48	1011
1,1-Dichloroethene	ND	ug/L	1.0		1	08/26/22	08/27/22 01:48	1011
1,2-Dichloropropane	ND	ug/L	1.0		1	08/26/22	08/27/22 01:48	1011
cis-1,3-Dichloropropene	ND	ug/L	1.0		1	08/26/22	08/27/22 01:48	1011
trans-1,3-Dichloropropene	ND	ug/L	1.0		1	08/26/22	08/27/22 01:48	1011
trans-1,2-Dichloroethene	ND	ug/L	1.0		1	08/26/22	08/27/22 01:48	1011
Diisopropyl ether	ND	ug/L	1.0		1	08/26/22	08/27/22 01:48	1011
Ethylbenzene	ND	ug/L	1.0		1	08/26/22	08/27/22 01:48	1011
2-Hexanone (MBK)	ND	ug/L	5.0		1	08/26/22	08/27/22 01:48	1011
Isopropylbenzene	ND	ug/L	1.0		1	08/26/22	08/27/22 01:48	1011
Methyl Acetate	ND	ug/L	1.0		1	08/26/22	08/27/22 01:48	1011
Methylcyclohexane	ND	ug/L	1.0		1	08/26/22	08/27/22 01:48	1011
Methylene chloride	ND	ug/L	1.0		1	08/26/22	08/27/22 01:48	1011
4-Methyl-2-Pentanone (MIBK)	ND	ug/L	5.0		1	08/26/22	08/27/22 01:48	1011
Methyl-t-Butyl Ether	ND	ug/L	1.0		1	08/26/22	08/27/22 01:48	1011
Naphthalene	ND	ug/L	1.0		1	08/26/22	08/27/22 01:48	1011
Styrene	ND	ug/L	1.0		1	08/26/22	08/27/22 01:48	1011
1,1,2,2-Tetrachloroethane	ND	ug/L	1.0		1	08/26/22	08/27/22 01:48	1011
Tetrachloroethene	ND	ug/L	1.0		1	08/26/22	08/27/22 01:48	1011
Toluene	ND	ug/L	1.0		1	08/26/22	08/27/22 01:48	1011
1,2,3-Trichlorobenzene	ND	ug/L	1.0		1	08/26/22	08/27/22 01:48	1011
1,2,4-Trichlorobenzene	ND	ug/L	1.0		1	08/26/22	08/27/22 01:48	1011
1,1,1-Trichloroethane	ND	ug/L	1.0		1	08/26/22	08/27/22 01:48	1011
Trichloroethene	ND	ug/L	1.0		1	08/26/22	08/27/22 01:48	1011
1,1,2-Trichloroethane	ND	ug/L	1.0		1	08/26/22	08/27/22 01:48	1011
Trichlorofluoromethane	ND	ug/L	1.0		1	08/26/22	08/27/22 01:48	1011
1,1,2-Trichlorotrifluoroethane	ND	ug/L	1.0		1	08/26/22	08/27/22 01:48	1011
Vinyl chloride	ND	ug/L	1.0		1	08/26/22	08/27/22 01:48	1011
m&p-Xylene	ND	ug/L	2.0		1	08/26/22	08/27/22 01:48	1011
o-Xylene	ND	ug/L	1.0		1	08/26/22	08/27/22 01:48	1011

Surrogate(s)	*Recovery*		*Limits*				
4-Bromofluorobenzene	*99*	*%*	*88-120*	*1*	*08/26/22*	*08/27/22 01:48*	*1011*
Dibromofluoromethane	*100*	*%*	*92-107*	*1*	*08/26/22*	*08/27/22 01:48*	*1011*
Toluene-D8	*99*	*%*	*95-106*	*1*	*08/26/22*	*08/27/22 01:48*	*1011*

PHASE SEPARATION SCIENCE

6630 Baltimore National Pike
Baltimore, MD 21228
410-747-8770
800-932-9047
www.phaseonline.com

Certificate of Analysis

Project Name: Chester River Hospital Center
PSS Project No.: 22082320

Sample ID: MW-2 **Date/Time Sampled: 08/23/2022 10:00** **PSS Sample ID: 22082320-020**
Matrix: GROUND WATER **Date/Time Received: 08/23/2022 16:30**

Inorganic Anions: Nitrate — Analytical Method: EPA 300.0 — Preparation Method: E300.0P

	Result	Units	RL	Flag	Dil	Prepared	Analyzed	Analyst
Nitrate (as N)	**4.5**	mg/L	0.10		1	08/24/22	08/24/22 13:33	1053

Total Petroleum Hydrocarbons - DRO — Analytical Method: SW-846 8015C DRO — Preparation Method: SW3510C

	Result	Units	RL	Flag	Dil	Prepared	Analyzed	Analyst
TPH-DRO (Diesel Range Organics)	ND	mg/L	0.10		1	08/26/22	08/26/22 23:12	1069
Surrogate(s)	***Recovery***		***Limits***					
o-Terphenyl	*92*	*%*	*52-100*		*1*	*08/26/22*	*08/26/22 23:12*	*1069*

TCL Volatiles plus Oxygenates — Analytical Method: SW-846 8260 D — Preparation Method: SW5030B

Qualifier(s): See Batch 196696 on Case Narrative.

	Result	Units	RL	Flag	Dil	Prepared	Analyzed	Analyst
Acetone	ND	ug/L	5.0		1	08/26/22	08/27/22 02:10	1011
tert-Amyl alcohol	ND	ug/L	5.0		1	08/26/22	08/27/22 02:10	1011
tert-Amyl ethyl ether	ND	ug/L	1.0		1	08/26/22	08/27/22 02:10	1011
tert-Amyl methyl ether	ND	ug/L	1.0		1	08/26/22	08/27/22 02:10	1011
Benzene	ND	ug/L	1.0		1	08/26/22	08/27/22 02:10	1011
Bromochloromethane	ND	ug/L	1.0		1	08/26/22	08/27/22 02:10	1011
Bromodichloromethane	ND	ug/L	1.0		1	08/26/22	08/27/22 02:10	1011
Bromoform	ND	ug/L	1.0		1	08/26/22	08/27/22 02:10	1011
Bromomethane	ND	ug/L	1.0		1	08/26/22	08/27/22 02:10	1011
tert-Butyl alcohol	ND	ug/L	5.0		1	08/26/22	08/27/22 02:10	1011
2-Butanone (MEK)	ND	ug/L	5.0		1	08/26/22	08/27/22 02:10	1011
tert-Butyl ethyl ether	ND	ug/L	1.0		1	08/26/22	08/27/22 02:10	1011
Carbon Disulfide	ND	ug/L	1.0		1	08/26/22	08/27/22 02:10	1011
Carbon tetrachloride	ND	ug/L	1.0		1	08/26/22	08/27/22 02:10	1011
Chlorobenzene	ND	ug/L	1.0		1	08/26/22	08/27/22 02:10	1011
Chloroethane	ND	ug/L	1.0		1	08/26/22	08/27/22 02:10	1011
Chloroform	ND	ug/L	1.0		1	08/26/22	08/27/22 02:10	1011
Chloromethane	ND	ug/L	1.0		1	08/26/22	08/27/22 02:10	1011

PHASE SEPARATION SCIENCE

6630 Baltimore National Pike
Baltimore, MD 21228
410-747-8770
800-932-9047
www.phaseonline.com

Certificate of Analysis

Project Name: Chester River Hospital Center
PSS Project No.: 22082320

Sample ID: MW-2 **Date/Time Sampled: 08/23/2022 10:00** **PSS Sample ID: 22082320-020**
Matrix: GROUND WATER **Date/Time Received: 08/23/2022 16:30**

TCL Volatiles plus Oxygenates Analytical Method: SW-846 8260 D Preparation Method: SW5030B

Qualifier(s): See Batch 196696 on Case Narrative.

	Result	Units	RL	Flag	Dil	Prepared	Analyzed	Analyst
Cyclohexane	ND	ug/L	1.0		1	08/26/22	08/27/22 02:10	1011
1,2-Dibromo-3-chloropropane	ND	ug/L	1.0		1	08/26/22	08/27/22 02:10	1011
Dibromochloromethane	ND	ug/L	1.0		1	08/26/22	08/27/22 02:10	1011
1,2-Dibromoethane	ND	ug/L	1.0		1	08/26/22	08/27/22 02:10	1011
1,2-Dichlorobenzene	ND	ug/L	1.0		1	08/26/22	08/27/22 02:10	1011
1,3-Dichlorobenzene	ND	ug/L	1.0		1	08/26/22	08/27/22 02:10	1011
Dichlorodifluoromethane	ND	ug/L	1.0		1	08/26/22	08/27/22 02:10	1011
1,4-Dichlorobenzene	ND	ug/L	1.0		1	08/26/22	08/27/22 02:10	1011
1,1-Dichloroethane	ND	ug/L	1.0		1	08/26/22	08/27/22 02:10	1011
1,2-Dichloroethane	ND	ug/L	1.0		1	08/26/22	08/27/22 02:10	1011
cis-1,2-Dichloroethene	ND	ug/L	1.0		1	08/26/22	08/27/22 02:10	1011
1,1-Dichloroethene	ND	ug/L	1.0		1	08/26/22	08/27/22 02:10	1011
1,2-Dichloropropane	ND	ug/L	1.0		1	08/26/22	08/27/22 02:10	1011
cis-1,3-Dichloropropene	ND	ug/L	1.0		1	08/26/22	08/27/22 02:10	1011
trans-1,3-Dichloropropene	ND	ug/L	1.0		1	08/26/22	08/27/22 02:10	1011
trans-1,2-Dichloroethene	ND	ug/L	1.0		1	08/26/22	08/27/22 02:10	1011
Diisopropyl ether	ND	ug/L	1.0		1	08/26/22	08/27/22 02:10	1011
Ethylbenzene	ND	ug/L	1.0		1	08/26/22	08/27/22 02:10	1011
2-Hexanone (MBK)	ND	ug/L	5.0		1	08/26/22	08/27/22 02:10	1011
Isopropylbenzene	ND	ug/L	1.0		1	08/26/22	08/27/22 02:10	1011
Methyl Acetate	ND	ug/L	1.0		1	08/26/22	08/27/22 02:10	1011
Methylcyclohexane	ND	ug/L	1.0		1	08/26/22	08/27/22 02:10	1011
Methylene chloride	ND	ug/L	1.0		1	08/26/22	08/27/22 02:10	1011
4-Methyl-2-Pentanone (MIBK)	ND	ug/L	5.0		1	08/26/22	08/27/22 02:10	1011
Methyl-t-Butyl Ether	ND	ug/L	1.0		1	08/26/22	08/27/22 02:10	1011
Naphthalene	ND	ug/L	1.0		1	08/26/22	08/27/22 02:10	1011
Styrene	ND	ug/L	1.0		1	08/26/22	08/27/22 02:10	1011
1,1,2,2-Tetrachloroethane	ND	ug/L	1.0		1	08/26/22	08/27/22 02:10	1011
Tetrachloroethene	ND	ug/L	1.0		1	08/26/22	08/27/22 02:10	1011
Toluene	ND	ug/L	1.0		1	08/26/22	08/27/22 02:10	1011
1,2,3-Trichlorobenzene	ND	ug/L	1.0		1	08/26/22	08/27/22 02:10	1011
1,2,4-Trichlorobenzene	ND	ug/L	1.0		1	08/26/22	08/27/22 02:10	1011
1,1,1-Trichloroethane	ND	ug/L	1.0		1	08/26/22	08/27/22 02:10	1011
Trichloroethene	ND	ug/L	1.0		1	08/26/22	08/27/22 02:10	1011
1,1,2-Trichloroethane	ND	ug/L	1.0		1	08/26/22	08/27/22 02:10	1011

PHASE SEPARATION SCIENCE

6630 Baltimore National Pike
Baltimore, MD 21228
410-747-8770
800-932-9047
www.phaseonline.com

Certificate of Analysis

Project Name: Chester River Hospital Center
PSS Project No.: 22082320

Sample ID: MW-2 **Date/Time Sampled: 08/23/2022 10:00** **PSS Sample ID: 22082320-020**
Matrix: GROUND WATER **Date/Time Received: 08/23/2022 16:30**

TCL Volatiles plus Oxygenates Analytical Method: SW-846 8260 D Preparation Method: SW5030B

Qualifier(s): See Batch 196696 on Case Narrative.

	Result	Units	RL	Flag	Dil	Prepared	Analyzed	Analyst
Trichlorofluoromethane	ND	ug/L	1.0		1	08/26/22	08/27/22 02:10	1011
1,1,2-Trichlorotrifluoroethane	ND	ug/L	1.0		1	08/26/22	08/27/22 02:10	1011
Vinyl chloride	ND	ug/L	1.0		1	08/26/22	08/27/22 02:10	1011
m&p-Xylene	ND	ug/L	2.0		1	08/26/22	08/27/22 02:10	1011
o-Xylene	ND	ug/L	1.0		1	08/26/22	08/27/22 02:10	1011

Surrogate(s)	*Recovery*		*Limits*				
4-Bromofluorobenzene	*99*	*%*	*88-120*		*1*	*08/26/22*	*08/27/22 02:10*	*1011*
Dibromofluoromethane	*99*	*%*	*92-107*		*1*	*08/26/22*	*08/27/22 02:10*	*1011*
Toluene-D8	*99*	*%*	*95-106*		*1*	*08/26/22*	*08/27/22 02:10*	*1011*

PHASE SEPARATION SCIENCE

6630 Baltimore National Pike
Baltimore, MD 21228
410-747-8770
800-932-9047
www.phaseonline.com

Certificate of Analysis

Project Name: Chester River Hospital Center
PSS Project No.: 22082320

Sample ID: MW-35 **Date/Time Sampled: 08/23/2022 10:20** **PSS Sample ID: 22082320-021**
Matrix: GROUND WATER **Date/Time Received: 08/23/2022 16:30**

Total Petroleum Hydrocarbons - DRO Analytical Method: SW-846 8015C DRO Preparation Method: SW3510C

	Result	Units	RL	Flag	Dil	Prepared	Analyzed	Analyst
TPH-DRO (Diesel Range Organics)	ND	mg/L	0.10		1	08/26/22	08/26/22 23:12	1069
Surrogate(s)	***Recovery***		***Limits***					
o-Terphenyl	*77*	*%*	*52-100*		*1*	*08/26/22*	*08/26/22 23:12*	*1069*

TCL Volatiles plus Oxygenates Analytical Method: SW-846 8260 D Preparation Method: SW5030B

Qualifier(s): See Batch 196696 on Case Narrative.

	Result	Units	RL	Flag	Dil	Prepared	Analyzed	Analyst
Acetone	ND	ug/L	5.0		1	08/26/22	08/27/22 02:33	1011
tert-Amyl alcohol	ND	ug/L	5.0		1	08/26/22	08/27/22 02:33	1011
tert-Amyl ethyl ether	ND	ug/L	1.0		1	08/26/22	08/27/22 02:33	1011
tert-Amyl methyl ether	ND	ug/L	1.0		1	08/26/22	08/27/22 02:33	1011
Benzene	ND	ug/L	1.0		1	08/26/22	08/27/22 02:33	1011
Bromochloromethane	ND	ug/L	1.0		1	08/26/22	08/27/22 02:33	1011
Bromodichloromethane	ND	ug/L	1.0		1	08/26/22	08/27/22 02:33	1011
Bromoform	ND	ug/L	1.0		1	08/26/22	08/27/22 02:33	1011
Bromomethane	ND	ug/L	1.0		1	08/26/22	08/27/22 02:33	1011
tert-Butyl alcohol	ND	ug/L	5.0		1	08/26/22	08/27/22 02:33	1011
2-Butanone (MEK)	ND	ug/L	5.0		1	08/26/22	08/27/22 02:33	1011
tert-Butyl ethyl ether	ND	ug/L	1.0		1	08/26/22	08/27/22 02:33	1011
Carbon Disulfide	ND	ug/L	1.0		1	08/26/22	08/27/22 02:33	1011
Carbon tetrachloride	ND	ug/L	1.0		1	08/26/22	08/27/22 02:33	1011
Chlorobenzene	ND	ug/L	1.0		1	08/26/22	08/27/22 02:33	1011
Chloroethane	ND	ug/L	1.0		1	08/26/22	08/27/22 02:33	1011
Chloroform	ND	ug/L	1.0		1	08/26/22	08/27/22 02:33	1011
Chloromethane	ND	ug/L	1.0		1	08/26/22	08/27/22 02:33	1011
Cyclohexane	ND	ug/L	1.0		1	08/26/22	08/27/22 02:33	1011
1,2-Dibromo-3-chloropropane	ND	ug/L	1.0		1	08/26/22	08/27/22 02:33	1011
Dibromochloromethane	ND	ug/L	1.0		1	08/26/22	08/27/22 02:33	1011
1,2-Dibromoethane	ND	ug/L	1.0		1	08/26/22	08/27/22 02:33	1011
1,2-Dichlorobenzene	ND	ug/L	1.0		1	08/26/22	08/27/22 02:33	1011
1,3-Dichlorobenzene	ND	ug/L	1.0		1	08/26/22	08/27/22 02:33	1011
Dichlorodifluoromethane	ND	ug/L	1.0		1	08/26/22	08/27/22 02:33	1011
1,4-Dichlorobenzene	ND	ug/L	1.0		1	08/26/22	08/27/22 02:33	1011
1,1-Dichloroethane	ND	ug/L	1.0		1	08/26/22	08/27/22 02:33	1011

PHASE SEPARATION SCIENCE

6630 Baltimore National Pike
Baltimore, MD 21228
410-747-8770
800-932-9047
www.phaseonline.com

Certificate of Analysis

Project Name: Chester River Hospital Center
PSS Project No.: 22082320

Sample ID: MW-35 **Date/Time Sampled: 08/23/2022 10:20** **PSS Sample ID: 22082320-021**
Matrix: GROUND WATER **Date/Time Received: 08/23/2022 16:30**

TCL Volatiles plus Oxygenates Analytical Method: SW-846 8260 D Preparation Method: SW5030B

Qualifier(s): See Batch 196696 on Case Narrative.

	Result	Units	RL	Flag	Dil	Prepared	Analyzed	Analyst
1,2-Dichloroethane	ND	ug/L	1.0		1	08/26/22	08/27/22 02:33	1011
cis-1,2-Dichloroethene	ND	ug/L	1.0		1	08/26/22	08/27/22 02:33	1011
1,1-Dichloroethene	ND	ug/L	1.0		1	08/26/22	08/27/22 02:33	1011
1,2-Dichloropropane	ND	ug/L	1.0		1	08/26/22	08/27/22 02:33	1011
cis-1,3-Dichloropropene	ND	ug/L	1.0		1	08/26/22	08/27/22 02:33	1011
trans-1,3-Dichloropropene	ND	ug/L	1.0		1	08/26/22	08/27/22 02:33	1011
trans-1,2-Dichloroethene	ND	ug/L	1.0		1	08/26/22	08/27/22 02:33	1011
Diisopropyl ether	ND	ug/L	1.0		1	08/26/22	08/27/22 02:33	1011
Ethylbenzene	ND	ug/L	1.0		1	08/26/22	08/27/22 02:33	1011
2-Hexanone (MBK)	ND	ug/L	5.0		1	08/26/22	08/27/22 02:33	1011
Isopropylbenzene	ND	ug/L	1.0		1	08/26/22	08/27/22 02:33	1011
Methyl Acetate	ND	ug/L	1.0		1	08/26/22	08/27/22 02:33	1011
Methylcyclohexane	ND	ug/L	1.0		1	08/26/22	08/27/22 02:33	1011
Methylene chloride	ND	ug/L	1.0		1	08/26/22	08/27/22 02:33	1011
4-Methyl-2-Pentanone (MIBK)	ND	ug/L	5.0		1	08/26/22	08/27/22 02:33	1011
Methyl-t-Butyl Ether	ND	ug/L	1.0		1	08/26/22	08/27/22 02:33	1011
Naphthalene	ND	ug/L	1.0		1	08/26/22	08/27/22 02:33	1011
Styrene	ND	ug/L	1.0		1	08/26/22	08/27/22 02:33	1011
1,1,2,2-Tetrachloroethane	ND	ug/L	1.0		1	08/26/22	08/27/22 02:33	1011
Tetrachloroethene	ND	ug/L	1.0		1	08/26/22	08/27/22 02:33	1011
Toluene	ND	ug/L	1.0		1	08/26/22	08/27/22 02:33	1011
1,2,3-Trichlorobenzene	ND	ug/L	1.0		1	08/26/22	08/27/22 02:33	1011
1,2,4-Trichlorobenzene	ND	ug/L	1.0		1	08/26/22	08/27/22 02:33	1011
1,1,1-Trichloroethane	ND	ug/L	1.0		1	08/26/22	08/27/22 02:33	1011
Trichloroethene	ND	ug/L	1.0		1	08/26/22	08/27/22 02:33	1011
1,1,2-Trichloroethane	ND	ug/L	1.0		1	08/26/22	08/27/22 02:33	1011
Trichlorofluoromethane	ND	ug/L	1.0		1	08/26/22	08/27/22 02:33	1011
1,1,2-Trichlorotrifluoroethane	ND	ug/L	1.0		1	08/26/22	08/27/22 02:33	1011
Vinyl chloride	ND	ug/L	1.0		1	08/26/22	08/27/22 02:33	1011
m&p-Xylene	ND	ug/L	2.0		1	08/26/22	08/27/22 02:33	1011
o-Xylene	ND	ug/L	1.0		1	08/26/22	08/27/22 02:33	1011

Surrogate(s)	*Recovery*		*Limits*				
4-Bromofluorobenzene	*100*	*%*	*88-120*		*1*	*08/26/22*	*08/27/22 02:33*	*1011*
Dibromofluoromethane	*100*	*%*	*92-107*		*1*	*08/26/22*	*08/27/22 02:33*	*1011*
Toluene-D8	*100*	*%*	*95-106*		*1*	*08/26/22*	*08/27/22 02:33*	*1011*

PHASE SEPARATION SCIENCE

6630 Baltimore National Pike
Baltimore, MD 21228
410-747-8770
800-932-9047
www.phaseonline.com

Certificate of Analysis

Project Name: Chester River Hospital Center
PSS Project No.: 22082320

Sample ID: MW-5 **Date/Time Sampled: 08/23/2022 10:50** **PSS Sample ID: 22082320-022**
Matrix: GROUND WATER **Date/Time Received: 08/23/2022 16:30**

Inorganic Anions: Nitrate — Analytical Method: EPA 300.0 — Preparation Method: E300.0P

	Result	Units	RL	Flag	Dil	Prepared	Analyzed	Analyst
Nitrate (as N)	**5.7**	mg/L	0.10		1	08/24/22	08/24/22 13:56	1053

Total Petroleum Hydrocarbons - DRO — Analytical Method: SW-846 8015C DRO — Preparation Method: SW3510C

	Result	Units	RL	Flag	Dil	Prepared	Analyzed	Analyst
TPH-DRO (Diesel Range Organics)	ND	mg/L	0.10		1	08/26/22	08/26/22 23:37	1069
Surrogate(s)	***Recovery***		***Limits***					
o-Terphenyl	*94*	*%*	*52-100*		*1*	*08/26/22*	*08/26/22 23:37*	*1069*

TCL Volatiles plus Oxygenates — Analytical Method: SW-846 8260 D — Preparation Method: SW5030B

Qualifier(s): See Batch 196696 on Case Narrative.

	Result	Units	RL	Flag	Dil	Prepared	Analyzed	Analyst
Acetone	ND	ug/L	5.0		1	08/26/22	08/27/22 02:56	1011
tert-Amyl alcohol	ND	ug/L	5.0		1	08/26/22	08/27/22 02:56	1011
tert-Amyl ethyl ether	ND	ug/L	1.0		1	08/26/22	08/27/22 02:56	1011
tert-Amyl methyl ether	ND	ug/L	1.0		1	08/26/22	08/27/22 02:56	1011
Benzene	ND	ug/L	1.0		1	08/26/22	08/27/22 02:56	1011
Bromochloromethane	ND	ug/L	1.0		1	08/26/22	08/27/22 02:56	1011
Bromodichloromethane	ND	ug/L	1.0		1	08/26/22	08/27/22 02:56	1011
Bromoform	ND	ug/L	1.0		1	08/26/22	08/27/22 02:56	1011
Bromomethane	ND	ug/L	1.0		1	08/26/22	08/27/22 02:56	1011
tert-Butyl alcohol	ND	ug/L	5.0		1	08/26/22	08/27/22 02:56	1011
2-Butanone (MEK)	ND	ug/L	5.0		1	08/26/22	08/27/22 02:56	1011
tert-Butyl ethyl ether	ND	ug/L	1.0		1	08/26/22	08/27/22 02:56	1011
Carbon Disulfide	ND	ug/L	1.0		1	08/26/22	08/27/22 02:56	1011
Carbon tetrachloride	ND	ug/L	1.0		1	08/26/22	08/27/22 02:56	1011
Chlorobenzene	ND	ug/L	1.0		1	08/26/22	08/27/22 02:56	1011
Chloroethane	ND	ug/L	1.0		1	08/26/22	08/27/22 02:56	1011
Chloroform	ND	ug/L	1.0		1	08/26/22	08/27/22 02:56	1011
Chloromethane	ND	ug/L	1.0		1	08/26/22	08/27/22 02:56	1011

PHASE SEPARATION SCIENCE

6630 Baltimore National Pike
Baltimore, MD 21228
410-747-8770
800-932-9047
www.phaseonline.com

Certificate of Analysis

Project Name: Chester River Hospital Center
PSS Project No.: 22082320

Sample ID: MW-5 **Date/Time Sampled: 08/23/2022 10:50** **PSS Sample ID: 22082320-022**
Matrix: GROUND WATER **Date/Time Received: 08/23/2022 16:30**

TCL Volatiles plus Oxygenates Analytical Method: SW-846 8260 D Preparation Method: SW5030B

Qualifier(s): See Batch 196696 on Case Narrative.

	Result	Units	RL	Flag	Dil	Prepared	Analyzed	Analyst
Cyclohexane	ND	ug/L	1.0		1	08/26/22	08/27/22 02:56	1011
1,2-Dibromo-3-chloropropane	ND	ug/L	1.0		1	08/26/22	08/27/22 02:56	1011
Dibromochloromethane	ND	ug/L	1.0		1	08/26/22	08/27/22 02:56	1011
1,2-Dibromoethane	ND	ug/L	1.0		1	08/26/22	08/27/22 02:56	1011
1,2-Dichlorobenzene	ND	ug/L	1.0		1	08/26/22	08/27/22 02:56	1011
1,3-Dichlorobenzene	ND	ug/L	1.0		1	08/26/22	08/27/22 02:56	1011
Dichlorodifluoromethane	ND	ug/L	1.0		1	08/26/22	08/27/22 02:56	1011
1,4-Dichlorobenzene	ND	ug/L	1.0		1	08/26/22	08/27/22 02:56	1011
1,1-Dichloroethane	ND	ug/L	1.0		1	08/26/22	08/27/22 02:56	1011
1,2-Dichloroethane	ND	ug/L	1.0		1	08/26/22	08/27/22 02:56	1011
cis-1,2-Dichloroethene	ND	ug/L	1.0		1	08/26/22	08/27/22 02:56	1011
1,1-Dichloroethene	ND	ug/L	1.0		1	08/26/22	08/27/22 02:56	1011
1,2-Dichloropropane	ND	ug/L	1.0		1	08/26/22	08/27/22 02:56	1011
cis-1,3-Dichloropropene	ND	ug/L	1.0		1	08/26/22	08/27/22 02:56	1011
trans-1,3-Dichloropropene	ND	ug/L	1.0		1	08/26/22	08/27/22 02:56	1011
trans-1,2-Dichloroethene	ND	ug/L	1.0		1	08/26/22	08/27/22 02:56	1011
Diisopropyl ether	ND	ug/L	1.0		1	08/26/22	08/27/22 02:56	1011
Ethylbenzene	ND	ug/L	1.0		1	08/26/22	08/27/22 02:56	1011
2-Hexanone (MBK)	ND	ug/L	5.0		1	08/26/22	08/27/22 02:56	1011
Isopropylbenzene	ND	ug/L	1.0		1	08/26/22	08/27/22 02:56	1011
Methyl Acetate	ND	ug/L	1.0		1	08/26/22	08/27/22 02:56	1011
Methylcyclohexane	ND	ug/L	1.0		1	08/26/22	08/27/22 02:56	1011
Methylene chloride	ND	ug/L	1.0		1	08/26/22	08/27/22 02:56	1011
4-Methyl-2-Pentanone (MIBK)	ND	ug/L	5.0		1	08/26/22	08/27/22 02:56	1011
Methyl-t-Butyl Ether	ND	ug/L	1.0		1	08/26/22	08/27/22 02:56	1011
Naphthalene	ND	ug/L	1.0		1	08/26/22	08/27/22 02:56	1011
Styrene	ND	ug/L	1.0		1	08/26/22	08/27/22 02:56	1011
1,1,2,2-Tetrachloroethane	ND	ug/L	1.0		1	08/26/22	08/27/22 02:56	1011
Tetrachloroethene	ND	ug/L	1.0		1	08/26/22	08/27/22 02:56	1011
Toluene	ND	ug/L	1.0		1	08/26/22	08/27/22 02:56	1011
1,2,3-Trichlorobenzene	ND	ug/L	1.0		1	08/26/22	08/27/22 02:56	1011
1,2,4-Trichlorobenzene	ND	ug/L	1.0		1	08/26/22	08/27/22 02:56	1011
1,1,1-Trichloroethane	ND	ug/L	1.0		1	08/26/22	08/27/22 02:56	1011
Trichloroethene	ND	ug/L	1.0		1	08/26/22	08/27/22 02:56	1011
1,1,2-Trichloroethane	ND	ug/L	1.0		1	08/26/22	08/27/22 02:56	1011

PHASE SEPARATION SCIENCE

6630 Baltimore National Pike
Baltimore, MD 21228
410-747-8770
800-932-9047
www.phaseonline.com

Certificate of Analysis

Project Name: Chester River Hospital Center
PSS Project No.: 22082320

Sample ID: MW-5 **Date/Time Sampled: 08/23/2022 10:50** **PSS Sample ID: 22082320-022**
Matrix: GROUND WATER **Date/Time Received: 08/23/2022 16:30**

TCL Volatiles plus Oxygenates Analytical Method: SW-846 8260 D Preparation Method: SW5030B

Qualifier(s): See Batch 196696 on Case Narrative.

	Result	Units	RL	Flag	Dil	Prepared	Analyzed	Analyst
Trichlorofluoromethane	ND	ug/L	1.0		1	08/26/22	08/27/22 02:56	1011
1,1,2-Trichlorotrifluoroethane	ND	ug/L	1.0		1	08/26/22	08/27/22 02:56	1011
Vinyl chloride	ND	ug/L	1.0		1	08/26/22	08/27/22 02:56	1011
m&p-Xylene	ND	ug/L	2.0		1	08/26/22	08/27/22 02:56	1011
o-Xylene	ND	ug/L	1.0		1	08/26/22	08/27/22 02:56	1011

Surrogate(s)	*Recovery*		*Limits*				
4-Bromofluorobenzene	*106*	*%*	*88-120*		*1*	*08/26/22*	*08/27/22 02:56*	*1011*
Dibromofluoromethane	*100*	*%*	*92-107*		*1*	*08/26/22*	*08/27/22 02:56*	*1011*
Toluene-D8	*99*	*%*	*95-106*		*1*	*08/26/22*	*08/27/22 02:56*	*1011*

PHASE SEPARATION SCIENCE

6630 Baltimore National Pike
Baltimore, MD 21228
410-747-8770
800-932-9047
www.phaseonline.com

Certificate of Analysis

Project Name: Chester River Hospital Center
PSS Project No.: 22082320

Sample ID: MW-56 **Date/Time Sampled: 08/23/2022 11:05** **PSS Sample ID: 22082320-023**
Matrix: GROUND WATER **Date/Time Received: 08/23/2022 16:30**

Total Petroleum Hydrocarbons - DRO Analytical Method: SW-846 8015C DRO Preparation Method: SW3510C

	Result	Units	RL	Flag	Dil	Prepared	Analyzed	Analyst
TPH-DRO (Diesel Range Organics)	ND	mg/L	0.10		1	08/26/22	08/26/22 23:37	1069
Surrogate(s)	***Recovery***		***Limits***					
o-Terphenyl	*78*	*%*	*52-100*		*1*	*08/26/22*	*08/26/22 23:37*	*1069*

TCL Volatiles plus Oxygenates Analytical Method: SW-846 8260 D Preparation Method: SW5030B

Qualifier(s): See Batch 196696 on Case Narrative.

	Result	Units	RL	Flag	Dil	Prepared	Analyzed	Analyst
Acetone	ND	ug/L	5.0		1	08/26/22	08/27/22 03:18	1011
tert-Amyl alcohol	ND	ug/L	5.0		1	08/26/22	08/27/22 03:18	1011
tert-Amyl ethyl ether	ND	ug/L	1.0		1	08/26/22	08/27/22 03:18	1011
tert-Amyl methyl ether	ND	ug/L	1.0		1	08/26/22	08/27/22 03:18	1011
Benzene	ND	ug/L	1.0		1	08/26/22	08/27/22 03:18	1011
Bromochloromethane	ND	ug/L	1.0		1	08/26/22	08/27/22 03:18	1011
Bromodichloromethane	ND	ug/L	1.0		1	08/26/22	08/27/22 03:18	1011
Bromoform	ND	ug/L	1.0		1	08/26/22	08/27/22 03:18	1011
Bromomethane	ND	ug/L	1.0		1	08/26/22	08/27/22 03:18	1011
tert-Butyl alcohol	ND	ug/L	5.0		1	08/26/22	08/27/22 03:18	1011
2-Butanone (MEK)	ND	ug/L	5.0		1	08/26/22	08/27/22 03:18	1011
tert-Butyl ethyl ether	ND	ug/L	1.0		1	08/26/22	08/27/22 03:18	1011
Carbon Disulfide	ND	ug/L	1.0		1	08/26/22	08/27/22 03:18	1011
Carbon tetrachloride	ND	ug/L	1.0		1	08/26/22	08/27/22 03:18	1011
Chlorobenzene	ND	ug/L	1.0		1	08/26/22	08/27/22 03:18	1011
Chloroethane	ND	ug/L	1.0		1	08/26/22	08/27/22 03:18	1011
Chloroform	ND	ug/L	1.0		1	08/26/22	08/27/22 03:18	1011
Chloromethane	ND	ug/L	1.0		1	08/26/22	08/27/22 03:18	1011
Cyclohexane	ND	ug/L	1.0		1	08/26/22	08/27/22 03:18	1011
1,2-Dibromo-3-chloropropane	ND	ug/L	1.0		1	08/26/22	08/27/22 03:18	1011
Dibromochloromethane	ND	ug/L	1.0		1	08/26/22	08/27/22 03:18	1011
1,2-Dibromoethane	ND	ug/L	1.0		1	08/26/22	08/27/22 03:18	1011
1,2-Dichlorobenzene	ND	ug/L	1.0		1	08/26/22	08/27/22 03:18	1011
1,3-Dichlorobenzene	ND	ug/L	1.0		1	08/26/22	08/27/22 03:18	1011
Dichlorodifluoromethane	ND	ug/L	1.0		1	08/26/22	08/27/22 03:18	1011
1,4-Dichlorobenzene	ND	ug/L	1.0		1	08/26/22	08/27/22 03:18	1011
1,1-Dichloroethane	ND	ug/L	1.0		1	08/26/22	08/27/22 03:18	1011

PHASE SEPARATION SCIENCE

6630 Baltimore National Pike
Baltimore, MD 21228
410-747-8770
800-932-9047
www.phaseonline.com

Certificate of Analysis

Project Name: Chester River Hospital Center
PSS Project No.: 22082320

Sample ID: MW-56 **Date/Time Sampled: 08/23/2022 11:05** **PSS Sample ID: 22082320-023**
Matrix: GROUND WATER **Date/Time Received: 08/23/2022 16:30**

TCL Volatiles plus Oxygenates Analytical Method: SW-846 8260 D Preparation Method: SW5030B

Qualifier(s): See Batch 196696 on Case Narrative.

	Result	Units	RL	Flag	Dil	Prepared	Analyzed	Analyst
1,2-Dichloroethane	ND	ug/L	1.0		1	08/26/22	08/27/22 03:18	1011
cis-1,2-Dichloroethene	ND	ug/L	1.0		1	08/26/22	08/27/22 03:18	1011
1,1-Dichloroethene	ND	ug/L	1.0		1	08/26/22	08/27/22 03:18	1011
1,2-Dichloropropane	ND	ug/L	1.0		1	08/26/22	08/27/22 03:18	1011
cis-1,3-Dichloropropene	ND	ug/L	1.0		1	08/26/22	08/27/22 03:18	1011
trans-1,3-Dichloropropene	ND	ug/L	1.0		1	08/26/22	08/27/22 03:18	1011
trans-1,2-Dichloroethene	ND	ug/L	1.0		1	08/26/22	08/27/22 03:18	1011
Diisopropyl ether	ND	ug/L	1.0		1	08/26/22	08/27/22 03:18	1011
Ethylbenzene	ND	ug/L	1.0		1	08/26/22	08/27/22 03:18	1011
2-Hexanone (MBK)	ND	ug/L	5.0		1	08/26/22	08/27/22 03:18	1011
Isopropylbenzene	ND	ug/L	1.0		1	08/26/22	08/27/22 03:18	1011
Methyl Acetate	ND	ug/L	1.0		1	08/26/22	08/27/22 03:18	1011
Methylcyclohexane	ND	ug/L	1.0		1	08/26/22	08/27/22 03:18	1011
Methylene chloride	ND	ug/L	1.0		1	08/26/22	08/27/22 03:18	1011
4-Methyl-2-Pentanone (MIBK)	ND	ug/L	5.0		1	08/26/22	08/27/22 03:18	1011
Methyl-t-Butyl Ether	ND	ug/L	1.0		1	08/26/22	08/27/22 03:18	1011
Naphthalene	ND	ug/L	1.0		1	08/26/22	08/27/22 03:18	1011
Styrene	ND	ug/L	1.0		1	08/26/22	08/27/22 03:18	1011
1,1,2,2-Tetrachloroethane	ND	ug/L	1.0		1	08/26/22	08/27/22 03:18	1011
Tetrachloroethene	ND	ug/L	1.0		1	08/26/22	08/27/22 03:18	1011
Toluene	ND	ug/L	1.0		1	08/26/22	08/27/22 03:18	1011
1,2,3-Trichlorobenzene	ND	ug/L	1.0		1	08/26/22	08/27/22 03:18	1011
1,2,4-Trichlorobenzene	ND	ug/L	1.0		1	08/26/22	08/27/22 03:18	1011
1,1,1-Trichloroethane	ND	ug/L	1.0		1	08/26/22	08/27/22 03:18	1011
Trichloroethene	ND	ug/L	1.0		1	08/26/22	08/27/22 03:18	1011
1,1,2-Trichloroethane	ND	ug/L	1.0		1	08/26/22	08/27/22 03:18	1011
Trichlorofluoromethane	ND	ug/L	1.0		1	08/26/22	08/27/22 03:18	1011
1,1,2-Trichlorotrifluoroethane	ND	ug/L	1.0		1	08/26/22	08/27/22 03:18	1011
Vinyl chloride	ND	ug/L	1.0		1	08/26/22	08/27/22 03:18	1011
m&p-Xylene	ND	ug/L	2.0		1	08/26/22	08/27/22 03:18	1011
o-Xylene	ND	ug/L	1.0		1	08/26/22	08/27/22 03:18	1011

Surrogate(s)	*Recovery*		*Limits*				
4-Bromofluorobenzene	*98*	*%*	*88-120*	*1*	*08/26/22*	*08/27/22 03:18*	*1011*
Dibromofluoromethane	*100*	*%*	*92-107*	*1*	*08/26/22*	*08/27/22 03:18*	*1011*
Toluene-D8	*99*	*%*	*95-106*	*1*	*08/26/22*	*08/27/22 03:18*	*1011*

PHASE SEPARATION SCIENCE

6630 Baltimore National Pike
Baltimore, MD 21228
410-747-8770
800-932-9047
www.phaseonline.com

Certificate of Analysis

Project Name: Chester River Hospital Center
PSS Project No.: 22082320

Sample ID: MW-20 **Date/Time Sampled: 08/23/2022 11:40** **PSS Sample ID: 22082320-024**
Matrix: GROUND WATER **Date/Time Received: 08/23/2022 16:30**

Total Petroleum Hydrocarbons - DRO Analytical Method: SW-846 8015C DRO Preparation Method: SW3510C

	Result	Units	RL	Flag	Dil	Prepared	Analyzed	Analyst
TPH-DRO (Diesel Range Organics)	**0.99**	mg/L	0.10		1	08/25/22	08/25/22 16:19	1069
Surrogate(s)	***Recovery***		***Limits***					
o-Terphenyl	*78*	*%*	*52-100*		*1*	*08/25/22*	*08/25/22 16:19*	*1069*

TCL Volatiles plus Oxygenates Analytical Method: SW-846 8260 D Preparation Method: SW5030B

Qualifier(s): See Batch 196696 on Case Narrative.

	Result	Units	RL	Flag	Dil	Prepared	Analyzed	Analyst
Acetone	ND	ug/L	5.0		1	08/26/22	08/27/22 03:41	1011
tert-Amyl alcohol	ND	ug/L	5.0		1	08/26/22	08/27/22 03:41	1011
tert-Amyl ethyl ether	ND	ug/L	1.0		1	08/26/22	08/27/22 03:41	1011
tert-Amyl methyl ether	ND	ug/L	1.0		1	08/26/22	08/27/22 03:41	1011
Benzene	ND	ug/L	1.0		1	08/26/22	08/27/22 03:41	1011
Bromochloromethane	ND	ug/L	1.0		1	08/26/22	08/27/22 03:41	1011
Bromodichloromethane	ND	ug/L	1.0		1	08/26/22	08/27/22 03:41	1011
Bromoform	ND	ug/L	1.0		1	08/26/22	08/27/22 03:41	1011
Bromomethane	ND	ug/L	1.0		1	08/26/22	08/27/22 03:41	1011
tert-Butyl alcohol	ND	ug/L	5.0		1	08/26/22	08/27/22 03:41	1011
2-Butanone (MEK)	ND	ug/L	5.0		1	08/26/22	08/27/22 03:41	1011
tert-Butyl ethyl ether	ND	ug/L	1.0		1	08/26/22	08/27/22 03:41	1011
Carbon Disulfide	ND	ug/L	1.0		1	08/26/22	08/27/22 03:41	1011
Carbon tetrachloride	ND	ug/L	1.0		1	08/26/22	08/27/22 03:41	1011
Chlorobenzene	ND	ug/L	1.0		1	08/26/22	08/27/22 03:41	1011
Chloroethane	ND	ug/L	1.0		1	08/26/22	08/27/22 03:41	1011
Chloroform	ND	ug/L	1.0		1	08/26/22	08/27/22 03:41	1011
Chloromethane	ND	ug/L	1.0		1	08/26/22	08/27/22 03:41	1011
Cyclohexane	ND	ug/L	1.0		1	08/26/22	08/27/22 03:41	1011
1,2-Dibromo-3-chloropropane	ND	ug/L	1.0		1	08/26/22	08/27/22 03:41	1011
Dibromochloromethane	ND	ug/L	1.0		1	08/26/22	08/27/22 03:41	1011
1,2-Dibromoethane	ND	ug/L	1.0		1	08/26/22	08/27/22 03:41	1011
1,2-Dichlorobenzene	ND	ug/L	1.0		1	08/26/22	08/27/22 03:41	1011
1,3-Dichlorobenzene	ND	ug/L	1.0		1	08/26/22	08/27/22 03:41	1011
Dichlorodifluoromethane	ND	ug/L	1.0		1	08/26/22	08/27/22 03:41	1011
1,4-Dichlorobenzene	ND	ug/L	1.0		1	08/26/22	08/27/22 03:41	1011
1,1-Dichloroethane	ND	ug/L	1.0		1	08/26/22	08/27/22 03:41	1011

PHASE SEPARATION SCIENCE

6630 Baltimore National Pike
Baltimore, MD 21228
410-747-8770
800-932-9047
www.phaseonline.com

Certificate of Analysis

Project Name: Chester River Hospital Center
PSS Project No.: 22082320

Sample ID: MW-20 **Date/Time Sampled: 08/23/2022 11:40** **PSS Sample ID: 22082320-024**
Matrix: GROUND WATER **Date/Time Received: 08/23/2022 16:30**

TCL Volatiles plus Oxygenates Analytical Method: SW-846 8260 D Preparation Method: SW5030B

Qualifier(s): See Batch 196696 on Case Narrative.

	Result	Units	RL	Flag	Dil	Prepared	Analyzed	Analyst
1,2-Dichloroethane	ND	ug/L	1.0		1	08/26/22	08/27/22 03:41	1011
cis-1,2-Dichloroethene	ND	ug/L	1.0		1	08/26/22	08/27/22 03:41	1011
1,1-Dichloroethene	ND	ug/L	1.0		1	08/26/22	08/27/22 03:41	1011
1,2-Dichloropropane	ND	ug/L	1.0		1	08/26/22	08/27/22 03:41	1011
cis-1,3-Dichloropropene	ND	ug/L	1.0		1	08/26/22	08/27/22 03:41	1011
trans-1,3-Dichloropropene	ND	ug/L	1.0		1	08/26/22	08/27/22 03:41	1011
trans-1,2-Dichloroethene	ND	ug/L	1.0		1	08/26/22	08/27/22 03:41	1011
Diisopropyl ether	ND	ug/L	1.0		1	08/26/22	08/27/22 03:41	1011
Ethylbenzene	ND	ug/L	1.0		1	08/26/22	08/27/22 03:41	1011
2-Hexanone (MBK)	ND	ug/L	5.0		1	08/26/22	08/27/22 03:41	1011
Isopropylbenzene	**1.0**	ug/L	1.0		1	08/26/22	08/27/22 03:41	1011
Methyl Acetate	ND	ug/L	1.0		1	08/26/22	08/27/22 03:41	1011
Methylcyclohexane	ND	ug/L	1.0		1	08/26/22	08/27/22 03:41	1011
Methylene chloride	ND	ug/L	1.0		1	08/26/22	08/27/22 03:41	1011
4-Methyl-2-Pentanone (MIBK)	ND	ug/L	5.0		1	08/26/22	08/27/22 03:41	1011
Methyl-t-Butyl Ether	ND	ug/L	1.0		1	08/26/22	08/27/22 03:41	1011
Naphthalene	ND	ug/L	1.0		1	08/26/22	08/27/22 03:41	1011
Styrene	ND	ug/L	1.0		1	08/26/22	08/27/22 03:41	1011
1,1,2,2-Tetrachloroethane	ND	ug/L	1.0		1	08/26/22	08/27/22 03:41	1011
Tetrachloroethene	ND	ug/L	1.0		1	08/26/22	08/27/22 03:41	1011
Toluene	ND	ug/L	1.0		1	08/26/22	08/27/22 03:41	1011
1,2,3-Trichlorobenzene	ND	ug/L	1.0		1	08/26/22	08/27/22 03:41	1011
1,2,4-Trichlorobenzene	ND	ug/L	1.0		1	08/26/22	08/27/22 03:41	1011
1,1,1-Trichloroethane	ND	ug/L	1.0		1	08/26/22	08/27/22 03:41	1011
Trichloroethene	ND	ug/L	1.0		1	08/26/22	08/27/22 03:41	1011
1,1,2-Trichloroethane	ND	ug/L	1.0		1	08/26/22	08/27/22 03:41	1011
Trichlorofluoromethane	ND	ug/L	1.0		1	08/26/22	08/27/22 03:41	1011
1,1,2-Trichlorotrifluoroethane	ND	ug/L	1.0		1	08/26/22	08/27/22 03:41	1011
Vinyl chloride	ND	ug/L	1.0		1	08/26/22	08/27/22 03:41	1011
m&p-Xylene	ND	ug/L	2.0		1	08/26/22	08/27/22 03:41	1011
o-Xylene	ND	ug/L	1.0		1	08/26/22	08/27/22 03:41	1011

Surrogate(s)	*Recovery*		*Limits*				
4-Bromofluorobenzene	*98*	*%*	*88-120*	*1*	*08/26/22*	*08/27/22 03:41*	*1011*
Dibromofluoromethane	*100*	*%*	*92-107*	*1*	*08/26/22*	*08/27/22 03:41*	*1011*
Toluene-D8	*100*	*%*	*95-106*	*1*	*08/26/22*	*08/27/22 03:41*	*1011*

PHASE SEPARATION SCIENCE

6630 Baltimore National Pike
Baltimore, MD 21228
410-747-8770
800-932-9047
www.phaseonline.com

Certificate of Analysis

Project Name: Chester River Hospital Center
PSS Project No.: 22082320

Sample ID: MW-37 **Date/Time Sampled: 08/23/2022 12:53** **PSS Sample ID: 22082320-025**
Matrix: GROUND WATER **Date/Time Received: 08/23/2022 16:30**

Total Petroleum Hydrocarbons - DRO Analytical Method: SW-846 8015C DRO Preparation Method: SW3510C

	Result	Units	RL	Flag	Dil	Prepared	Analyzed	Analyst
TPH-DRO (Diesel Range Organics)	**0.23**	mg/L	0.10		1	08/25/22	08/25/22 16:44	1069
Surrogate(s)	***Recovery***		***Limits***					
o-Terphenyl	*76*	*%*	*52-100*		*1*	*08/25/22*	*08/25/22 16:44*	*1069*

TCL Volatiles plus Oxygenates Analytical Method: SW-846 8260 D Preparation Method: SW5030B

Qualifier(s): See Batch 196696 on Case Narrative.

	Result	Units	RL	Flag	Dil	Prepared	Analyzed	Analyst
Acetone	ND	ug/L	5.0		1	08/26/22	08/27/22 04:04	1011
tert-Amyl alcohol	ND	ug/L	5.0		1	08/26/22	08/27/22 04:04	1011
tert-Amyl ethyl ether	ND	ug/L	1.0		1	08/26/22	08/27/22 04:04	1011
tert-Amyl methyl ether	ND	ug/L	1.0		1	08/26/22	08/27/22 04:04	1011
Benzene	ND	ug/L	1.0		1	08/26/22	08/27/22 04:04	1011
Bromochloromethane	ND	ug/L	1.0		1	08/26/22	08/27/22 04:04	1011
Bromodichloromethane	ND	ug/L	1.0		1	08/26/22	08/27/22 04:04	1011
Bromoform	ND	ug/L	1.0		1	08/26/22	08/27/22 04:04	1011
Bromomethane	ND	ug/L	1.0		1	08/26/22	08/27/22 04:04	1011
tert-Butyl alcohol	ND	ug/L	5.0		1	08/26/22	08/27/22 04:04	1011
2-Butanone (MEK)	ND	ug/L	5.0		1	08/26/22	08/27/22 04:04	1011
tert-Butyl ethyl ether	ND	ug/L	1.0		1	08/26/22	08/27/22 04:04	1011
Carbon Disulfide	ND	ug/L	1.0		1	08/26/22	08/27/22 04:04	1011
Carbon tetrachloride	ND	ug/L	1.0		1	08/26/22	08/27/22 04:04	1011
Chlorobenzene	ND	ug/L	1.0		1	08/26/22	08/27/22 04:04	1011
Chloroethane	ND	ug/L	1.0		1	08/26/22	08/27/22 04:04	1011
Chloroform	ND	ug/L	1.0		1	08/26/22	08/27/22 04:04	1011
Chloromethane	ND	ug/L	1.0		1	08/26/22	08/27/22 04:04	1011
Cyclohexane	ND	ug/L	1.0		1	08/26/22	08/27/22 04:04	1011
1,2-Dibromo-3-chloropropane	ND	ug/L	1.0		1	08/26/22	08/27/22 04:04	1011
Dibromochloromethane	ND	ug/L	1.0		1	08/26/22	08/27/22 04:04	1011
1,2-Dibromoethane	ND	ug/L	1.0		1	08/26/22	08/27/22 04:04	1011
1,2-Dichlorobenzene	ND	ug/L	1.0		1	08/26/22	08/27/22 04:04	1011
1,3-Dichlorobenzene	ND	ug/L	1.0		1	08/26/22	08/27/22 04:04	1011
Dichlorodifluoromethane	ND	ug/L	1.0		1	08/26/22	08/27/22 04:04	1011
1,4-Dichlorobenzene	ND	ug/L	1.0		1	08/26/22	08/27/22 04:04	1011
1,1-Dichloroethane	ND	ug/L	1.0		1	08/26/22	08/27/22 04:04	1011

PHASE SEPARATION SCIENCE

6630 Baltimore National Pike
Baltimore, MD 21228
410-747-8770
800-932-9047
www.phaseonline.com

Certificate of Analysis

Project Name: Chester River Hospital Center
PSS Project No.: 22082320

Sample ID: MW-37 **Date/Time Sampled: 08/23/2022 12:53** **PSS Sample ID: 22082320-025**
Matrix: GROUND WATER **Date/Time Received: 08/23/2022 16:30**

TCL Volatiles plus Oxygenates Analytical Method: SW-846 8260 D Preparation Method: SW5030B

Qualifier(s): See Batch 196696 on Case Narrative.

	Result	Units	RL	Flag	Dil	Prepared	Analyzed	Analyst
1,2-Dichloroethane	ND	ug/L	1.0		1	08/26/22	08/27/22 04:04	1011
cis-1,2-Dichloroethene	ND	ug/L	1.0		1	08/26/22	08/27/22 04:04	1011
1,1-Dichloroethene	ND	ug/L	1.0		1	08/26/22	08/27/22 04:04	1011
1,2-Dichloropropane	ND	ug/L	1.0		1	08/26/22	08/27/22 04:04	1011
cis-1,3-Dichloropropene	ND	ug/L	1.0		1	08/26/22	08/27/22 04:04	1011
trans-1,3-Dichloropropene	ND	ug/L	1.0		1	08/26/22	08/27/22 04:04	1011
trans-1,2-Dichloroethene	ND	ug/L	1.0		1	08/26/22	08/27/22 04:04	1011
Diisopropyl ether	ND	ug/L	1.0		1	08/26/22	08/27/22 04:04	1011
Ethylbenzene	ND	ug/L	1.0		1	08/26/22	08/27/22 04:04	1011
2-Hexanone (MBK)	ND	ug/L	5.0		1	08/26/22	08/27/22 04:04	1011
Isopropylbenzene	ND	ug/L	1.0		1	08/26/22	08/27/22 04:04	1011
Methyl Acetate	ND	ug/L	1.0		1	08/26/22	08/27/22 04:04	1011
Methylcyclohexane	ND	ug/L	1.0		1	08/26/22	08/27/22 04:04	1011
Methylene chloride	ND	ug/L	1.0		1	08/26/22	08/27/22 04:04	1011
4-Methyl-2-Pentanone (MIBK)	ND	ug/L	5.0		1	08/26/22	08/27/22 04:04	1011
Methyl-t-Butyl Ether	ND	ug/L	1.0		1	08/26/22	08/27/22 04:04	1011
Naphthalene	**1.2**	ug/L	1.0		1	08/26/22	08/27/22 04:04	1011
Styrene	ND	ug/L	1.0		1	08/26/22	08/27/22 04:04	1011
1,1,2,2-Tetrachloroethane	ND	ug/L	1.0		1	08/26/22	08/27/22 04:04	1011
Tetrachloroethene	ND	ug/L	1.0		1	08/26/22	08/27/22 04:04	1011
Toluene	ND	ug/L	1.0		1	08/26/22	08/27/22 04:04	1011
1,2,3-Trichlorobenzene	ND	ug/L	1.0		1	08/26/22	08/27/22 04:04	1011
1,2,4-Trichlorobenzene	ND	ug/L	1.0		1	08/26/22	08/27/22 04:04	1011
1,1,1-Trichloroethane	ND	ug/L	1.0		1	08/26/22	08/27/22 04:04	1011
Trichloroethene	ND	ug/L	1.0		1	08/26/22	08/27/22 04:04	1011
1,1,2-Trichloroethane	ND	ug/L	1.0		1	08/26/22	08/27/22 04:04	1011
Trichlorofluoromethane	ND	ug/L	1.0		1	08/26/22	08/27/22 04:04	1011
1,1,2-Trichlorotrifluoroethane	ND	ug/L	1.0		1	08/26/22	08/27/22 04:04	1011
Vinyl chloride	ND	ug/L	1.0		1	08/26/22	08/27/22 04:04	1011
m&p-Xylene	ND	ug/L	2.0		1	08/26/22	08/27/22 04:04	1011
o-Xylene	ND	ug/L	1.0		1	08/26/22	08/27/22 04:04	1011

Surrogate(s)	*Recovery*		*Limits*				
4-Bromofluorobenzene	*98*	*%*	*88-120*	*1*	*08/26/22*	*08/27/22 04:04*	*1011*
Dibromofluoromethane	*100*	*%*	*92-107*	*1*	*08/26/22*	*08/27/22 04:04*	*1011*
Toluene-D8	*100*	*%*	*95-106*	*1*	*08/26/22*	*08/27/22 04:04*	*1011*

PHASE SEPARATION SCIENCE

6630 Baltimore National Pike
Baltimore, MD 21228
410-747-8770
800-932-9047
www.phaseonline.com

Certificate of Analysis

Project Name: Chester River Hospital Center
PSS Project No.: 22082320

Sample ID: MW-51 **Date/Time Sampled: 08/23/2022 11:45** **PSS Sample ID: 22082320-026**
Matrix: GROUND WATER **Date/Time Received: 08/23/2022 16:30**

Total Petroleum Hydrocarbons - DRO Analytical Method: SW-846 8015C DRO Preparation Method: SW3510C

	Result	Units	RL	Flag	Dil	Prepared	Analyzed	Analyst
TPH-DRO (Diesel Range Organics)	ND	mg/L	0.10		1	08/25/22	08/25/22 17:09	1069
Surrogate(s)	***Recovery***		***Limits***					
o-Terphenyl	*99*	*%*	*52-100*		*1*	*08/25/22*	*08/25/22 17:09*	*1069*

TCL Volatiles plus Oxygenates Analytical Method: SW-846 8260 D Preparation Method: SW5030B

Qualifier(s): See Batch 196696 on Case Narrative.

	Result	Units	RL	Flag	Dil	Prepared	Analyzed	Analyst
Acetone	ND	ug/L	5.0		1	08/26/22	08/27/22 04:27	1011
tert-Amyl alcohol	ND	ug/L	5.0		1	08/26/22	08/27/22 04:27	1011
tert-Amyl ethyl ether	ND	ug/L	1.0		1	08/26/22	08/27/22 04:27	1011
tert-Amyl methyl ether	ND	ug/L	1.0		1	08/26/22	08/27/22 04:27	1011
Benzene	ND	ug/L	1.0		1	08/26/22	08/27/22 04:27	1011
Bromochloromethane	ND	ug/L	1.0		1	08/26/22	08/27/22 04:27	1011
Bromodichloromethane	ND	ug/L	1.0		1	08/26/22	08/27/22 04:27	1011
Bromoform	ND	ug/L	1.0		1	08/26/22	08/27/22 04:27	1011
Bromomethane	ND	ug/L	1.0		1	08/26/22	08/27/22 04:27	1011
tert-Butyl alcohol	ND	ug/L	5.0		1	08/26/22	08/27/22 04:27	1011
2-Butanone (MEK)	ND	ug/L	5.0		1	08/26/22	08/27/22 04:27	1011
tert-Butyl ethyl ether	ND	ug/L	1.0		1	08/26/22	08/27/22 04:27	1011
Carbon Disulfide	ND	ug/L	1.0		1	08/26/22	08/27/22 04:27	1011
Carbon tetrachloride	ND	ug/L	1.0		1	08/26/22	08/27/22 04:27	1011
Chlorobenzene	ND	ug/L	1.0		1	08/26/22	08/27/22 04:27	1011
Chloroethane	ND	ug/L	1.0		1	08/26/22	08/27/22 04:27	1011
Chloroform	ND	ug/L	1.0		1	08/26/22	08/27/22 04:27	1011
Chloromethane	ND	ug/L	1.0		1	08/26/22	08/27/22 04:27	1011
Cyclohexane	ND	ug/L	1.0		1	08/26/22	08/27/22 04:27	1011
1,2-Dibromo-3-chloropropane	ND	ug/L	1.0		1	08/26/22	08/27/22 04:27	1011
Dibromochloromethane	ND	ug/L	1.0		1	08/26/22	08/27/22 04:27	1011
1,2-Dibromoethane	ND	ug/L	1.0		1	08/26/22	08/27/22 04:27	1011
1,2-Dichlorobenzene	ND	ug/L	1.0		1	08/26/22	08/27/22 04:27	1011
1,3-Dichlorobenzene	ND	ug/L	1.0		1	08/26/22	08/27/22 04:27	1011
Dichlorodifluoromethane	ND	ug/L	1.0		1	08/26/22	08/27/22 04:27	1011
1,4-Dichlorobenzene	ND	ug/L	1.0		1	08/26/22	08/27/22 04:27	1011
1,1-Dichloroethane	ND	ug/L	1.0		1	08/26/22	08/27/22 04:27	1011

PHASE SEPARATION SCIENCE

6630 Baltimore National Pike
Baltimore, MD 21228
410-747-8770
800-932-9047
www.phaseonline.com

Certificate of Analysis

Project Name: Chester River Hospital Center
PSS Project No.: 22082320

Sample ID: MW-51 **Date/Time Sampled: 08/23/2022 11:45** **PSS Sample ID: 22082320-026**
Matrix: GROUND WATER **Date/Time Received: 08/23/2022 16:30**

TCL Volatiles plus Oxygenates Analytical Method: SW-846 8260 D Preparation Method: SW5030B

Qualifier(s): See Batch 196696 on Case Narrative.

	Result	Units	RL	Flag	Dil	Prepared	Analyzed	Analyst
1,2-Dichloroethane	ND	ug/L	1.0		1	08/26/22	08/27/22 04:27	1011
cis-1,2-Dichloroethene	ND	ug/L	1.0		1	08/26/22	08/27/22 04:27	1011
1,1-Dichloroethene	ND	ug/L	1.0		1	08/26/22	08/27/22 04:27	1011
1,2-Dichloropropane	ND	ug/L	1.0		1	08/26/22	08/27/22 04:27	1011
cis-1,3-Dichloropropene	ND	ug/L	1.0		1	08/26/22	08/27/22 04:27	1011
trans-1,3-Dichloropropene	ND	ug/L	1.0		1	08/26/22	08/27/22 04:27	1011
trans-1,2-Dichloroethene	ND	ug/L	1.0		1	08/26/22	08/27/22 04:27	1011
Diisopropyl ether	ND	ug/L	1.0		1	08/26/22	08/27/22 04:27	1011
Ethylbenzene	ND	ug/L	1.0		1	08/26/22	08/27/22 04:27	1011
2-Hexanone (MBK)	ND	ug/L	5.0		1	08/26/22	08/27/22 04:27	1011
Isopropylbenzene	ND	ug/L	1.0		1	08/26/22	08/27/22 04:27	1011
Methyl Acetate	ND	ug/L	1.0		1	08/26/22	08/27/22 04:27	1011
Methylcyclohexane	ND	ug/L	1.0		1	08/26/22	08/27/22 04:27	1011
Methylene chloride	ND	ug/L	1.0		1	08/26/22	08/27/22 04:27	1011
4-Methyl-2-Pentanone (MIBK)	ND	ug/L	5.0		1	08/26/22	08/27/22 04:27	1011
Methyl-t-Butyl Ether	ND	ug/L	1.0		1	08/26/22	08/27/22 04:27	1011
Naphthalene	ND	ug/L	1.0		1	08/26/22	08/27/22 04:27	1011
Styrene	ND	ug/L	1.0		1	08/26/22	08/27/22 04:27	1011
1,1,2,2-Tetrachloroethane	ND	ug/L	1.0		1	08/26/22	08/27/22 04:27	1011
Tetrachloroethene	ND	ug/L	1.0		1	08/26/22	08/27/22 04:27	1011
Toluene	ND	ug/L	1.0		1	08/26/22	08/27/22 04:27	1011
1,2,3-Trichlorobenzene	ND	ug/L	1.0		1	08/26/22	08/27/22 04:27	1011
1,2,4-Trichlorobenzene	ND	ug/L	1.0		1	08/26/22	08/27/22 04:27	1011
1,1,1-Trichloroethane	ND	ug/L	1.0		1	08/26/22	08/27/22 04:27	1011
Trichloroethene	ND	ug/L	1.0		1	08/26/22	08/27/22 04:27	1011
1,1,2-Trichloroethane	ND	ug/L	1.0		1	08/26/22	08/27/22 04:27	1011
Trichlorofluoromethane	ND	ug/L	1.0		1	08/26/22	08/27/22 04:27	1011
1,1,2-Trichlorotrifluoroethane	ND	ug/L	1.0		1	08/26/22	08/27/22 04:27	1011
Vinyl chloride	ND	ug/L	1.0		1	08/26/22	08/27/22 04:27	1011
m&p-Xylene	ND	ug/L	2.0		1	08/26/22	08/27/22 04:27	1011
o-Xylene	ND	ug/L	1.0		1	08/26/22	08/27/22 04:27	1011

Surrogate(s)	*Recovery*		*Limits*				
4-Bromofluorobenzene	*103*	*%*	*88-120*	*1*	*08/26/22*	*08/27/22 04:27*	*1011*
Dibromofluoromethane	*99*	*%*	*92-107*	*1*	*08/26/22*	*08/27/22 04:27*	*1011*
Toluene-D8	*99*	*%*	*95-106*	*1*	*08/26/22*	*08/27/22 04:27*	*1011*

PHASE SEPARATION SCIENCE

6630 Baltimore National Pike
Baltimore, MD 21228
410-747-8770
800-932-9047
www.phaseonline.com

Certificate of Analysis

Project Name: Chester River Hospital Center
PSS Project No.: 22082320

Sample ID: MW-19 **Date/Time Sampled: 08/23/2022 13:20** **PSS Sample ID: 22082320-027**
Matrix: GROUND WATER **Date/Time Received: 08/23/2022 16:30**

Total Petroleum Hydrocarbons - DRO Analytical Method: SW-846 8015C DRO Preparation Method: SW3510C

	Result	Units	RL	Flag	Dil	Prepared	Analyzed	Analyst
TPH-DRO (Diesel Range Organics)	ND	mg/L	0.10		1	08/26/22	08/27/22 00:02	1069
Surrogate(s)	***Recovery***		***Limits***					
o-Terphenyl	*88*	*%*	*52-100*		*1*	*08/26/22*	*08/27/22 00:02*	*1069*

TCL Volatiles plus Oxygenates Analytical Method: SW-846 8260 D Preparation Method: SW5030B

Qualifier(s): See Batch 196696 on Case Narrative.

	Result	Units	RL	Flag	Dil	Prepared	Analyzed	Analyst
Acetone	ND	ug/L	5.0		1	08/26/22	08/27/22 04:49	1011
tert-Amyl alcohol	ND	ug/L	5.0		1	08/26/22	08/27/22 04:49	1011
tert-Amyl ethyl ether	ND	ug/L	1.0		1	08/26/22	08/27/22 04:49	1011
tert-Amyl methyl ether	ND	ug/L	1.0		1	08/26/22	08/27/22 04:49	1011
Benzene	ND	ug/L	1.0		1	08/26/22	08/27/22 04:49	1011
Bromochloromethane	ND	ug/L	1.0		1	08/26/22	08/27/22 04:49	1011
Bromodichloromethane	ND	ug/L	1.0		1	08/26/22	08/27/22 04:49	1011
Bromoform	ND	ug/L	1.0		1	08/26/22	08/27/22 04:49	1011
Bromomethane	ND	ug/L	1.0		1	08/26/22	08/27/22 04:49	1011
tert-Butyl alcohol	ND	ug/L	5.0		1	08/26/22	08/27/22 04:49	1011
2-Butanone (MEK)	ND	ug/L	5.0		1	08/26/22	08/27/22 04:49	1011
tert-Butyl ethyl ether	ND	ug/L	1.0		1	08/26/22	08/27/22 04:49	1011
Carbon Disulfide	ND	ug/L	1.0		1	08/26/22	08/27/22 04:49	1011
Carbon tetrachloride	ND	ug/L	1.0		1	08/26/22	08/27/22 04:49	1011
Chlorobenzene	ND	ug/L	1.0		1	08/26/22	08/27/22 04:49	1011
Chloroethane	ND	ug/L	1.0		1	08/26/22	08/27/22 04:49	1011
Chloroform	ND	ug/L	1.0		1	08/26/22	08/27/22 04:49	1011
Chloromethane	ND	ug/L	1.0		1	08/26/22	08/27/22 04:49	1011
Cyclohexane	ND	ug/L	1.0		1	08/26/22	08/27/22 04:49	1011
1,2-Dibromo-3-chloropropane	ND	ug/L	1.0		1	08/26/22	08/27/22 04:49	1011
Dibromochloromethane	ND	ug/L	1.0		1	08/26/22	08/27/22 04:49	1011
1,2-Dibromoethane	ND	ug/L	1.0		1	08/26/22	08/27/22 04:49	1011
1,2-Dichlorobenzene	ND	ug/L	1.0		1	08/26/22	08/27/22 04:49	1011
1,3-Dichlorobenzene	ND	ug/L	1.0		1	08/26/22	08/27/22 04:49	1011
Dichlorodifluoromethane	ND	ug/L	1.0		1	08/26/22	08/27/22 04:49	1011
1,4-Dichlorobenzene	ND	ug/L	1.0		1	08/26/22	08/27/22 04:49	1011
1,1-Dichloroethane	ND	ug/L	1.0		1	08/26/22	08/27/22 04:49	1011

PHASE SEPARATION SCIENCE

6630 Baltimore National Pike
Baltimore, MD 21228
410-747-8770
800-932-9047
www.phaseonline.com

Certificate of Analysis

Project Name: Chester River Hospital Center
PSS Project No.: 22082320

Sample ID: MW-19 **Date/Time Sampled: 08/23/2022 13:20** **PSS Sample ID: 22082320-027**
Matrix: GROUND WATER **Date/Time Received: 08/23/2022 16:30**

TCL Volatiles plus Oxygenates Analytical Method: SW-846 8260 D Preparation Method: SW5030B

Qualifier(s): See Batch 196696 on Case Narrative.

	Result	Units	RL	Flag	Dil	Prepared	Analyzed	Analyst
1,2-Dichloroethane	ND	ug/L	1.0		1	08/26/22	08/27/22 04:49	1011
cis-1,2-Dichloroethene	ND	ug/L	1.0		1	08/26/22	08/27/22 04:49	1011
1,1-Dichloroethene	ND	ug/L	1.0		1	08/26/22	08/27/22 04:49	1011
1,2-Dichloropropane	ND	ug/L	1.0		1	08/26/22	08/27/22 04:49	1011
cis-1,3-Dichloropropene	ND	ug/L	1.0		1	08/26/22	08/27/22 04:49	1011
trans-1,3-Dichloropropene	ND	ug/L	1.0		1	08/26/22	08/27/22 04:49	1011
trans-1,2-Dichloroethene	ND	ug/L	1.0		1	08/26/22	08/27/22 04:49	1011
Diisopropyl ether	ND	ug/L	1.0		1	08/26/22	08/27/22 04:49	1011
Ethylbenzene	**1.5**	ug/L	1.0		1	08/26/22	08/27/22 04:49	1011
2-Hexanone (MBK)	ND	ug/L	5.0		1	08/26/22	08/27/22 04:49	1011
Isopropylbenzene	**2.2**	ug/L	1.0		1	08/26/22	08/27/22 04:49	1011
Methyl Acetate	ND	ug/L	1.0		1	08/26/22	08/27/22 04:49	1011
Methylcyclohexane	ND	ug/L	1.0		1	08/26/22	08/27/22 04:49	1011
Methylene chloride	ND	ug/L	1.0		1	08/26/22	08/27/22 04:49	1011
4-Methyl-2-Pentanone (MIBK)	ND	ug/L	5.0		1	08/26/22	08/27/22 04:49	1011
Methyl-t-Butyl Ether	ND	ug/L	1.0		1	08/26/22	08/27/22 04:49	1011
Naphthalene	**14**	ug/L	1.0		1	08/26/22	08/27/22 04:49	1011
Styrene	ND	ug/L	1.0		1	08/26/22	08/27/22 04:49	1011
1,1,2,2-Tetrachloroethane	ND	ug/L	1.0		1	08/26/22	08/27/22 04:49	1011
Tetrachloroethene	ND	ug/L	1.0		1	08/26/22	08/27/22 04:49	1011
Toluene	ND	ug/L	1.0		1	08/26/22	08/27/22 04:49	1011
1,2,3-Trichlorobenzene	ND	ug/L	1.0		1	08/26/22	08/27/22 04:49	1011
1,2,4-Trichlorobenzene	ND	ug/L	1.0		1	08/26/22	08/27/22 04:49	1011
1,1,1-Trichloroethane	ND	ug/L	1.0		1	08/26/22	08/27/22 04:49	1011
Trichloroethene	ND	ug/L	1.0		1	08/26/22	08/27/22 04:49	1011
1,1,2-Trichloroethane	ND	ug/L	1.0		1	08/26/22	08/27/22 04:49	1011
Trichlorofluoromethane	ND	ug/L	1.0		1	08/26/22	08/27/22 04:49	1011
1,1,2-Trichlorotrifluoroethane	ND	ug/L	1.0		1	08/26/22	08/27/22 04:49	1011
Vinyl chloride	ND	ug/L	1.0		1	08/26/22	08/27/22 04:49	1011
m&p-Xylene	ND	ug/L	2.0		1	08/26/22	08/27/22 04:49	1011
o-Xylene	ND	ug/L	1.0		1	08/26/22	08/27/22 04:49	1011

Surrogate(s)	*Recovery*		*Limits*				
4-Bromofluorobenzene	*98*	*%*	*88-120*	*1*	*08/26/22*	*08/27/22 04:49*	*1011*
Dibromofluoromethane	*99*	*%*	*92-107*	*1*	*08/26/22*	*08/27/22 04:49*	*1011*
Toluene-D8	*99*	*%*	*95-106*	*1*	*08/26/22*	*08/27/22 04:49*	*1011*

PHASE SEPARATION SCIENCE

6630 Baltimore National Pike
Baltimore, MD 21228
410-747-8770
800-932-9047
www.phaseonline.com

Certificate of Analysis

Project Name: Chester River Hospital Center
PSS Project No.: 22082320

Sample ID: MW-4 **Date/Time Sampled: 08/23/2022 13:55** **PSS Sample ID: 22082320-028**
Matrix: GROUND WATER **Date/Time Received: 08/23/2022 16:30**

Total Petroleum Hydrocarbons - DRO Analytical Method: SW-846 8015C DRO Preparation Method: SW3510C

	Result	Units	RL	Flag	Dil	Prepared	Analyzed	Analyst
TPH-DRO (Diesel Range Organics)	ND	mg/L	0.10		1	08/29/22	08/29/22 12:23	1069
Surrogate(s)	***Recovery***		***Limits***					
o-Terphenyl	*77*	*%*	*52-100*		*1*	*08/29/22*	*08/29/22 12:23*	*1069*

TCL Volatiles plus Oxygenates Analytical Method: SW-846 8260 D Preparation Method: SW5030B

Qualifier(s): See Batch 196696 on Case Narrative.

	Result	Units	RL	Flag	Dil	Prepared	Analyzed	Analyst
Acetone	ND	ug/L	5.0		1	08/26/22	08/27/22 05:12	1011
tert-Amyl alcohol	ND	ug/L	5.0		1	08/26/22	08/27/22 05:12	1011
tert-Amyl ethyl ether	ND	ug/L	1.0		1	08/26/22	08/27/22 05:12	1011
tert-Amyl methyl ether	ND	ug/L	1.0		1	08/26/22	08/27/22 05:12	1011
Benzene	ND	ug/L	1.0		1	08/26/22	08/27/22 05:12	1011
Bromochloromethane	ND	ug/L	1.0		1	08/26/22	08/27/22 05:12	1011
Bromodichloromethane	ND	ug/L	1.0		1	08/26/22	08/27/22 05:12	1011
Bromoform	ND	ug/L	1.0		1	08/26/22	08/27/22 05:12	1011
Bromomethane	ND	ug/L	1.0		1	08/26/22	08/27/22 05:12	1011
tert-Butyl alcohol	ND	ug/L	5.0		1	08/26/22	08/27/22 05:12	1011
2-Butanone (MEK)	ND	ug/L	5.0		1	08/26/22	08/27/22 05:12	1011
tert-Butyl ethyl ether	ND	ug/L	1.0		1	08/26/22	08/27/22 05:12	1011
Carbon Disulfide	ND	ug/L	1.0		1	08/26/22	08/27/22 05:12	1011
Carbon tetrachloride	ND	ug/L	1.0		1	08/26/22	08/27/22 05:12	1011
Chlorobenzene	ND	ug/L	1.0		1	08/26/22	08/27/22 05:12	1011
Chloroethane	ND	ug/L	1.0		1	08/26/22	08/27/22 05:12	1011
Chloroform	ND	ug/L	1.0		1	08/26/22	08/27/22 05:12	1011
Chloromethane	ND	ug/L	1.0		1	08/26/22	08/27/22 05:12	1011
Cyclohexane	ND	ug/L	1.0		1	08/26/22	08/27/22 05:12	1011
1,2-Dibromo-3-chloropropane	ND	ug/L	1.0		1	08/26/22	08/27/22 05:12	1011
Dibromochloromethane	ND	ug/L	1.0		1	08/26/22	08/27/22 05:12	1011
1,2-Dibromoethane	ND	ug/L	1.0		1	08/26/22	08/27/22 05:12	1011
1,2-Dichlorobenzene	ND	ug/L	1.0		1	08/26/22	08/27/22 05:12	1011
1,3-Dichlorobenzene	ND	ug/L	1.0		1	08/26/22	08/27/22 05:12	1011
Dichlorodifluoromethane	ND	ug/L	1.0		1	08/26/22	08/27/22 05:12	1011
1,4-Dichlorobenzene	ND	ug/L	1.0		1	08/26/22	08/27/22 05:12	1011
1,1-Dichloroethane	ND	ug/L	1.0		1	08/26/22	08/27/22 05:12	1011

PHASE SEPARATION SCIENCE

6630 Baltimore National Pike
Baltimore, MD 21228
410-747-8770
800-932-9047
www.phaseonline.com

Certificate of Analysis

Project Name: Chester River Hospital Center
PSS Project No.: 22082320

Sample ID: MW-4 **Date/Time Sampled: 08/23/2022 13:55** **PSS Sample ID: 22082320-028**
Matrix: GROUND WATER **Date/Time Received: 08/23/2022 16:30**

TCL Volatiles plus Oxygenates Analytical Method: SW-846 8260 D Preparation Method: SW5030B

Qualifier(s): See Batch 196696 on Case Narrative.

	Result	Units	RL	Flag	Dil	Prepared	Analyzed	Analyst
1,2-Dichloroethane	ND	ug/L	1.0		1	08/26/22	08/27/22 05:12	1011
cis-1,2-Dichloroethene	ND	ug/L	1.0		1	08/26/22	08/27/22 05:12	1011
1,1-Dichloroethene	ND	ug/L	1.0		1	08/26/22	08/27/22 05:12	1011
1,2-Dichloropropane	ND	ug/L	1.0		1	08/26/22	08/27/22 05:12	1011
cis-1,3-Dichloropropene	ND	ug/L	1.0		1	08/26/22	08/27/22 05:12	1011
trans-1,3-Dichloropropene	ND	ug/L	1.0		1	08/26/22	08/27/22 05:12	1011
trans-1,2-Dichloroethene	ND	ug/L	1.0		1	08/26/22	08/27/22 05:12	1011
Diisopropyl ether	ND	ug/L	1.0		1	08/26/22	08/27/22 05:12	1011
Ethylbenzene	ND	ug/L	1.0		1	08/26/22	08/27/22 05:12	1011
2-Hexanone (MBK)	ND	ug/L	5.0		1	08/26/22	08/27/22 05:12	1011
Isopropylbenzene	ND	ug/L	1.0		1	08/26/22	08/27/22 05:12	1011
Methyl Acetate	ND	ug/L	1.0		1	08/26/22	08/27/22 05:12	1011
Methylcyclohexane	ND	ug/L	1.0		1	08/26/22	08/27/22 05:12	1011
Methylene chloride	ND	ug/L	1.0		1	08/26/22	08/27/22 05:12	1011
4-Methyl-2-Pentanone (MIBK)	ND	ug/L	5.0		1	08/26/22	08/27/22 05:12	1011
Methyl-t-Butyl Ether	ND	ug/L	1.0		1	08/26/22	08/27/22 05:12	1011
Naphthalene	ND	ug/L	1.0		1	08/26/22	08/27/22 05:12	1011
Styrene	ND	ug/L	1.0		1	08/26/22	08/27/22 05:12	1011
1,1,2,2-Tetrachloroethane	ND	ug/L	1.0		1	08/26/22	08/27/22 05:12	1011
Tetrachloroethene	ND	ug/L	1.0		1	08/26/22	08/27/22 05:12	1011
Toluene	ND	ug/L	1.0		1	08/26/22	08/27/22 05:12	1011
1,2,3-Trichlorobenzene	ND	ug/L	1.0		1	08/26/22	08/27/22 05:12	1011
1,2,4-Trichlorobenzene	ND	ug/L	1.0		1	08/26/22	08/27/22 05:12	1011
1,1,1-Trichloroethane	ND	ug/L	1.0		1	08/26/22	08/27/22 05:12	1011
Trichloroethene	ND	ug/L	1.0		1	08/26/22	08/27/22 05:12	1011
1,1,2-Trichloroethane	ND	ug/L	1.0		1	08/26/22	08/27/22 05:12	1011
Trichlorofluoromethane	ND	ug/L	1.0		1	08/26/22	08/27/22 05:12	1011
1,1,2-Trichlorotrifluoroethane	ND	ug/L	1.0		1	08/26/22	08/27/22 05:12	1011
Vinyl chloride	ND	ug/L	1.0		1	08/26/22	08/27/22 05:12	1011
m&p-Xylene	ND	ug/L	2.0		1	08/26/22	08/27/22 05:12	1011
o-Xylene	ND	ug/L	1.0		1	08/26/22	08/27/22 05:12	1011

Surrogate(s)	*Recovery*		*Limits*				
4-Bromofluorobenzene	*100*	*%*	*88-120*	*1*	*08/26/22*	*08/27/22 05:12*	*1011*
Dibromofluoromethane	*99*	*%*	*92-107*	*1*	*08/26/22*	*08/27/22 05:12*	*1011*
Toluene-D8	*99*	*%*	*95-106*	*1*	*08/26/22*	*08/27/22 05:12*	*1011*

PHASE SEPARATION SCIENCE

6630 Baltimore National Pike
Baltimore, MD 21228
410-747-8770
800-932-9047
www.phaseonline.com

Certificate of Analysis

Project Name: Chester River Hospital Center
PSS Project No.: 22082320

Sample ID: MW-21 **Date/Time Sampled: 08/23/2022 14:10** **PSS Sample ID: 22082320-029**
Matrix: GROUND WATER **Date/Time Received: 08/23/2022 16:30**

Total Petroleum Hydrocarbons - DRO Analytical Method: SW-846 8015C DRO Preparation Method: SW3510C

	Result	Units	RL	Flag	Dil	Prepared	Analyzed	Analyst
TPH-DRO (Diesel Range Organics)	ND	mg/L	0.10		1	08/29/22	08/29/22 12:48	1069
Surrogate(s)	***Recovery***		***Limits***					
o-Terphenyl	*91*	*%*	*52-100*		*1*	*08/29/22*	*08/29/22 12:48*	*1069*

TCL Volatiles plus Oxygenates Analytical Method: SW-846 8260 D Preparation Method: SW5030B

Qualifier(s): See Batch 196696 on Case Narrative.

	Result	Units	RL	Flag	Dil	Prepared	Analyzed	Analyst
Acetone	ND	ug/L	5.0		1	08/26/22	08/27/22 05:35	1011
tert-Amyl alcohol	ND	ug/L	5.0		1	08/26/22	08/27/22 05:35	1011
tert-Amyl ethyl ether	ND	ug/L	1.0		1	08/26/22	08/27/22 05:35	1011
tert-Amyl methyl ether	ND	ug/L	1.0		1	08/26/22	08/27/22 05:35	1011
Benzene	ND	ug/L	1.0		1	08/26/22	08/27/22 05:35	1011
Bromochloromethane	ND	ug/L	1.0		1	08/26/22	08/27/22 05:35	1011
Bromodichloromethane	ND	ug/L	1.0		1	08/26/22	08/27/22 05:35	1011
Bromoform	ND	ug/L	1.0		1	08/26/22	08/27/22 05:35	1011
Bromomethane	ND	ug/L	1.0		1	08/26/22	08/27/22 05:35	1011
tert-Butyl alcohol	ND	ug/L	5.0		1	08/26/22	08/27/22 05:35	1011
2-Butanone (MEK)	ND	ug/L	5.0		1	08/26/22	08/27/22 05:35	1011
tert-Butyl ethyl ether	ND	ug/L	1.0		1	08/26/22	08/27/22 05:35	1011
Carbon Disulfide	ND	ug/L	1.0		1	08/26/22	08/27/22 05:35	1011
Carbon tetrachloride	ND	ug/L	1.0		1	08/26/22	08/27/22 05:35	1011
Chlorobenzene	ND	ug/L	1.0		1	08/26/22	08/27/22 05:35	1011
Chloroethane	ND	ug/L	1.0		1	08/26/22	08/27/22 05:35	1011
Chloroform	ND	ug/L	1.0		1	08/26/22	08/27/22 05:35	1011
Chloromethane	ND	ug/L	1.0		1	08/26/22	08/27/22 05:35	1011
Cyclohexane	ND	ug/L	1.0		1	08/26/22	08/27/22 05:35	1011
1,2-Dibromo-3-chloropropane	ND	ug/L	1.0		1	08/26/22	08/27/22 05:35	1011
Dibromochloromethane	ND	ug/L	1.0		1	08/26/22	08/27/22 05:35	1011
1,2-Dibromoethane	ND	ug/L	1.0		1	08/26/22	08/27/22 05:35	1011
1,2-Dichlorobenzene	ND	ug/L	1.0		1	08/26/22	08/27/22 05:35	1011
1,3-Dichlorobenzene	ND	ug/L	1.0		1	08/26/22	08/27/22 05:35	1011
Dichlorodifluoromethane	ND	ug/L	1.0		1	08/26/22	08/27/22 05:35	1011
1,4-Dichlorobenzene	ND	ug/L	1.0		1	08/26/22	08/27/22 05:35	1011
1,1-Dichloroethane	ND	ug/L	1.0		1	08/26/22	08/27/22 05:35	1011

PHASE SEPARATION SCIENCE

6630 Baltimore National Pike
Baltimore, MD 21228
410-747-8770
800-932-9047
www.phaseonline.com

Certificate of Analysis

Project Name: Chester River Hospital Center
PSS Project No.: 22082320

Sample ID: MW-21 **Date/Time Sampled: 08/23/2022 14:10** **PSS Sample ID: 22082320-029**
Matrix: GROUND WATER **Date/Time Received: 08/23/2022 16:30**

TCL Volatiles plus Oxygenates Analytical Method: SW-846 8260 D Preparation Method: SW5030B

Qualifier(s): See Batch 196696 on Case Narrative.

	Result	Units	RL	Flag	Dil	Prepared	Analyzed	Analyst
1,2-Dichloroethane	ND	ug/L	1.0		1	08/26/22	08/27/22 05:35	1011
cis-1,2-Dichloroethene	ND	ug/L	1.0		1	08/26/22	08/27/22 05:35	1011
1,1-Dichloroethene	ND	ug/L	1.0		1	08/26/22	08/27/22 05:35	1011
1,2-Dichloropropane	ND	ug/L	1.0		1	08/26/22	08/27/22 05:35	1011
cis-1,3-Dichloropropene	ND	ug/L	1.0		1	08/26/22	08/27/22 05:35	1011
trans-1,3-Dichloropropene	ND	ug/L	1.0		1	08/26/22	08/27/22 05:35	1011
trans-1,2-Dichloroethene	ND	ug/L	1.0		1	08/26/22	08/27/22 05:35	1011
Diisopropyl ether	ND	ug/L	1.0		1	08/26/22	08/27/22 05:35	1011
Ethylbenzene	ND	ug/L	1.0		1	08/26/22	08/27/22 05:35	1011
2-Hexanone (MBK)	ND	ug/L	5.0		1	08/26/22	08/27/22 05:35	1011
Isopropylbenzene	ND	ug/L	1.0		1	08/26/22	08/27/22 05:35	1011
Methyl Acetate	ND	ug/L	1.0		1	08/26/22	08/27/22 05:35	1011
Methylcyclohexane	ND	ug/L	1.0		1	08/26/22	08/27/22 05:35	1011
Methylene chloride	ND	ug/L	1.0		1	08/26/22	08/27/22 05:35	1011
4-Methyl-2-Pentanone (MIBK)	ND	ug/L	5.0		1	08/26/22	08/27/22 05:35	1011
Methyl-t-Butyl Ether	ND	ug/L	1.0		1	08/26/22	08/27/22 05:35	1011
Naphthalene	ND	ug/L	1.0		1	08/26/22	08/27/22 05:35	1011
Styrene	ND	ug/L	1.0		1	08/26/22	08/27/22 05:35	1011
1,1,2,2-Tetrachloroethane	ND	ug/L	1.0		1	08/26/22	08/27/22 05:35	1011
Tetrachloroethene	ND	ug/L	1.0		1	08/26/22	08/27/22 05:35	1011
Toluene	ND	ug/L	1.0		1	08/26/22	08/27/22 05:35	1011
1,2,3-Trichlorobenzene	ND	ug/L	1.0		1	08/26/22	08/27/22 05:35	1011
1,2,4-Trichlorobenzene	ND	ug/L	1.0		1	08/26/22	08/27/22 05:35	1011
1,1,1-Trichloroethane	ND	ug/L	1.0		1	08/26/22	08/27/22 05:35	1011
Trichloroethene	ND	ug/L	1.0		1	08/26/22	08/27/22 05:35	1011
1,1,2-Trichloroethane	ND	ug/L	1.0		1	08/26/22	08/27/22 05:35	1011
Trichlorofluoromethane	ND	ug/L	1.0		1	08/26/22	08/27/22 05:35	1011
1,1,2-Trichlorotrifluoroethane	ND	ug/L	1.0		1	08/26/22	08/27/22 05:35	1011
Vinyl chloride	ND	ug/L	1.0		1	08/26/22	08/27/22 05:35	1011
m&p-Xylene	ND	ug/L	2.0		1	08/26/22	08/27/22 05:35	1011
o-Xylene	ND	ug/L	1.0		1	08/26/22	08/27/22 05:35	1011

Surrogate(s)	*Recovery*		*Limits*				
4-Bromofluorobenzene	*99*	*%*	*88-120*		*1*	*08/26/22*	*08/27/22 05:35*	*1011*
Dibromofluoromethane	*98*	*%*	*92-107*		*1*	*08/26/22*	*08/27/22 05:35*	*1011*
Toluene-D8	*99*	*%*	*95-106*		*1*	*08/26/22*	*08/27/22 05:35*	*1011*

6630 Baltimore National Pike
Baltimore, MD 21228
410-747-8770
800-932-9047
www.phaseonline.com

Project Name: Chester River Hospital Center

PSS Project No.: 22082320

Any holding time exceedances, deviations from the method specifications, regulatory requirements or variations to the procedures outlined in the PSS Quality Assurance Manual are outlined below.

Matrix spike and matrix spike duplicate analyses may not be performed due to insufficient sample quantity. In these instances, a laboratory control sample and laboratory control sample duplicate are analyzed unless otherwise noted or specified in the method.

Sample Receipt:

All sample receipt conditions were acceptable.

Analytical:

TCL Volatiles plus Oxygenates

Batch: 196695
Continuing calibration verification standard (CCV) meets method criteria in that more than 80% of analytes are within acceptance limits, see QC summary.

Batch: 196696
Continuing calibration verification standard (CCV) meets method criteria in that more than 80% of analytes are within acceptance limits, see QC summary.

NELAP accreditation was held for all analyses performed unless noted below. See www.phaseonline.com for complete PSS scope of accreditation.

PHASE SEPARATION SCIENCE

6630 Baltimore National Pike
Baltimore, MD 21228
410-747-8770
800-932-9047
www.phaseonline.com

Lab Chronology

Project Name: Chester River Hospital Center
PSS Project No.: 22082320

Method	Client Sample ID	Analysis Type	PSS Sample ID	Mtx	Prep Batch	Analytical Batch	Prepared	Analyzed
EPA 300.0	MW-1	Initial	22082320-018	W	92022	196641	08/24/2022 10:09	08/24/2022 12:25
	MW-2	Initial	22082320-020	W	92022	196641	08/24/2022 10:09	08/24/2022 13:33
	MW-5	Initial	22082320-022	W	92022	196641	08/24/2022 10:09	08/24/2022 13:56
	92022-1-BKS	BKS	92022-1-BKS	W	92022	196641	08/24/2022 10:06	08/24/2022 11:39
	92022-1-BLK	BLK	92022-1-BLK	W	92022	196641	08/24/2022 10:06	08/24/2022 11:16
	MW-1 S	MS	22082320-018 S	W	92022	196641	08/24/2022 10:09	08/24/2022 12:47
	MW-1 SD	MSD	22082320-018 S	W	92022	196641	08/24/2022 10:09	08/24/2022 13:10
SW-846 8015C DRO	MW-16	Initial	22082320-001	W	92044	196657	08/25/2022 15:42	08/25/2022 18:24
	S-3	Initial	22082320-003	W	92044	196657	08/25/2022 15:42	08/25/2022 17:59
	92044-1-BKS	BKS	92044-1-BKS	W	92044	196657	08/25/2022 13:17	08/25/2022 16:19
	92044-1-BLK	BLK	92044-1-BLK	W	92044	196657	08/25/2022 13:17	08/25/2022 15:54
	92044-1-BSD	BSD	92044-1-BSD	W	92044	196657	08/25/2022 13:17	08/25/2022 16:44
	MW-29	Initial	22082320-002	W	92044	196658	08/25/2022 15:42	08/25/2022 17:59
	MW-20	Initial	22082320-024	W	92044	196658	08/25/2022 13:18	08/25/2022 16:19
	MW-37	Initial	22082320-025	W	92044	196658	08/25/2022 13:18	08/25/2022 16:44
	MW-51	Initial	22082320-026	W	92044	196658	08/25/2022 13:19	08/25/2022 17:09
	MW-28	Initial	22082320-004	W	92044	196687	08/25/2022 13:19	08/26/2022 10:46
	MW-50	Initial	22082320-005	W	92044	196687	08/25/2022 13:19	08/26/2022 11:11
	S-1	Initial	22082320-008	W	92053	196690	08/26/2022 09:16	08/26/2022 21:08
	MW-25	Initial	22082320-011	W	92053	196690	08/26/2022 09:16	08/26/2022 21:33
	MW-15	Initial	22082320-013	W	92053	196690	08/26/2022 09:16	08/26/2022 21:58
	MW-48	Initial	22082320-016	W	92053	196690	08/26/2022 09:16	08/26/2022 22:23
	MW-1	Initial	22082320-018	W	92053	196690	08/26/2022 09:16	08/26/2022 22:48
	MW-2	Initial	22082320-020	W	92053	196690	08/26/2022 09:16	08/26/2022 23:12
	MW-5	Initial	22082320-022	W	92053	196690	08/26/2022 09:16	08/26/2022 23:37
	MW-19	Initial	22082320-027	W	92053	196690	08/26/2022 09:16	08/27/2022 00:02
	92053-1-BKS	BKS	92053-1-BKS	W	92053	196690	08/26/2022 09:16	08/26/2022 20:19
	92053-1-BLK	BLK	92053-1-BLK	W	92053	196690	08/26/2022 09:16	08/26/2022 19:54
	92053-1-BSD	BSD	92053-1-BSD	W	92053	196690	08/26/2022 09:16	08/26/2022 20:44
	MW-24	Initial	22082320-006	W	92053	196691	08/26/2022 09:16	08/26/2022 20:19
	MW-18	Initial	22082320-007	W	92053	196691	08/26/2022 09:16	08/26/2022 20:44
	S-2	Initial	22082320-009	W	92053	196691	08/26/2022 09:16	08/26/2022 21:08
	MW-23	Initial	22082320-012	W	92053	196691	08/26/2022 09:16	08/26/2022 21:33
	MW-49	Initial	22082320-014	W	92053	196691	08/26/2022 09:16	08/26/2022 21:58
	MW-17	Initial	22082320-015	W	92053	196691	08/26/2022 09:16	08/27/2022 00:02
	MW-34	Initial	22082320-017	W	92053	196691	08/26/2022 09:16	08/26/2022 22:23
	MW-33	Initial	22082320-019	W	92053	196691	08/26/2022 09:16	08/26/2022 22:48
	MW-35	Initial	22082320-021	W	92053	196691	08/26/2022 09:16	08/26/2022 23:12
	MW-56	Initial	22082320-023	W	92053	196691	08/26/2022 09:16	08/26/2022 23:37
	MW-21	Initial	22082320-029	W	92075	196747	08/29/2022 09:20	08/29/2022 12:48
	92075-1-BKS	BKS	92075-1-BKS	W	92075	196747	08/29/2022 09:18	08/29/2022 11:33
	92075-1-BLK	BLK	92075-1-BLK	W	92075	196747	08/29/2022 09:18	08/29/2022 11:08
	92075-1-BSD	BSD	92075-1-BSD	W	92075	196747	08/29/2022 09:18	08/29/2022 11:58
	MW-4	Initial	22082320-028	W	92075	196748	08/29/2022 09:20	08/29/2022 12:23
SW-846 8260 D	MW-16	Initial	22082320-001	W	92069	196695	08/26/2022 08:08	08/26/2022 10:15

PHASE SEPARATION SCIENCE

6630 Baltimore National Pike
Baltimore, MD 21228
410-747-8770
800-932-9047
www.phaseonline.com

Lab Chronology

Project Name: Chester River Hospital Center
PSS Project No.: 22082320

Method	Client Sample ID	Analysis Type	PSS Sample ID	Mtx	Prep Batch	Analytical Batch	Prepared	Analyzed
SW-846 8260 D	MW-29	Initial	22082320-002	W	92069	196695	08/26/2022 08:08	08/26/2022 10:38
	S-3	Initial	22082320-003	W	92069	196695	08/26/2022 08:08	08/26/2022 11:00
	MW-28	Initial	22082320-004	W	92069	196695	08/26/2022 08:08	08/26/2022 11:23
	MW-50	Initial	22082320-005	W	92069	196695	08/26/2022 08:08	08/26/2022 11:46
	MW-24	Initial	22082320-006	W	92069	196695	08/26/2022 08:08	08/26/2022 12:09
	MW-18	Initial	22082320-007	W	92069	196695	08/26/2022 08:08	08/26/2022 12:31
	S-1	Initial	22082320-008	W	92069	196695	08/26/2022 08:08	08/26/2022 12:54
	S-2	Initial	22082320-009	W	92069	196695	08/26/2022 08:08	08/26/2022 13:17
	Trip Blank	Initial	22082320-010	W	92069	196695	08/26/2022 08:08	08/26/2022 13:40
	MW-25	Initial	22082320-011	W	92069	196695	08/26/2022 08:08	08/26/2022 15:56
	MW-23	Initial	22082320-012	W	92069	196695	08/26/2022 08:08	08/26/2022 16:19
	MW-15	Initial	22082320-013	W	92069	196695	08/26/2022 08:08	08/26/2022 16:42
	MW-49	Initial	22082320-014	W	92069	196695	08/26/2022 08:08	08/26/2022 17:04
	MW-17	Initial	22082320-015	W	92069	196695	08/26/2022 08:08	08/26/2022 17:27
	MW-48	Initial	22082320-016	W	92069	196695	08/26/2022 08:08	08/26/2022 17:50
	MW-34	Initial	22082320-017	W	92069	196695	08/26/2022 08:08	08/26/2022 18:13
	MW-1	Initial	22082320-018	W	92069	196695	08/26/2022 08:08	08/26/2022 18:35
	92069-1-BKS	BKS	92069-1-BKS	W	92069	196695	08/26/2022 08:08	08/26/2022 08:08
	92069-1-BLK	BLK	92069-1-BLK	W	92069	196695	08/26/2022 08:08	08/26/2022 09:46
	MW-16 S	MS	22082320-001 S	W	92069	196695	08/26/2022 08:08	08/26/2022 14:25
	MW-16 SD	MSD	22082320-001 S	W	92069	196695	08/26/2022 08:08	08/26/2022 14:48
	MW-33	Initial	22082320-019	W	92070	196696	08/26/2022 18:58	08/27/2022 01:48
	MW-2	Initial	22082320-020	W	92070	196696	08/26/2022 18:58	08/27/2022 02:10
	MW-35	Initial	22082320-021	W	92070	196696	08/26/2022 18:58	08/27/2022 02:33
	MW-5	Initial	22082320-022	W	92070	196696	08/26/2022 18:58	08/27/2022 02:56
	MW-56	Initial	22082320-023	W	92070	196696	08/26/2022 18:58	08/27/2022 03:18
	MW-20	Initial	22082320-024	W	92070	196696	08/26/2022 18:58	08/27/2022 03:41
	MW-37	Initial	22082320-025	W	92070	196696	08/26/2022 18:58	08/27/2022 04:04
	MW-51	Initial	22082320-026	W	92070	196696	08/26/2022 18:58	08/27/2022 04:27
	MW-19	Initial	22082320-027	W	92070	196696	08/26/2022 18:58	08/27/2022 04:49
	MW-4	Initial	22082320-028	W	92070	196696	08/26/2022 18:58	08/27/2022 05:12
	MW-21	Initial	22082320-029	W	92070	196696	08/26/2022 18:58	08/27/2022 05:35
	92070-1-BKS	BKS	92070-1-BKS	W	92070	196696	08/26/2022 18:58	08/26/2022 18:58
	92070-1-BLK	BLK	92070-1-BLK	W	92070	196696	08/26/2022 18:58	08/26/2022 20:29
	MGW-04 S	MS	22082533-002 S	W	92070	196696	08/26/2022 18:58	08/26/2022 21:37
	MGW-04 SD	MSD	22082533-002 S	W	92070	196696	08/26/2022 18:58	08/26/2022 22:00

PHASE SEPARATION SCIENCE

6630 Baltimore National Pike
Baltimore, MD 21228
410-747-8770
800-932-9047
www.phaseonline.com

QC Summary

Project Name Chester River Hospital Center
PSS Project No.: 22082320

Analytical Method: EPA 300.0 Prep Method: E300.0P
Seq Number: 196641 Matrix: Water Date Prep: 08/24/22
MB Sample Id: 92022-1-BLK LCS Sample Id: 92022-1-BKS

Parameter	MB Result	Spike Amount	LCS Result	LCS %Rec	Limits	Units	Flag
Nitrate (as N)	<0.1000	5.000	5.047	101	90-110	mg/L	

Analytical Method: EPA 300.0 Prep Method: E300.0P
Seq Number: 196641 Matrix: Ground Water Date Prep: 08/24/22
Parent Sample Id: 22082320-018 MS Sample Id: 22082320-018 S MSD Sample Id: 22082320-018 SD

Parameter	Parent Result	Spike Amount	MS Result	MS %Rec	MSD Result	MSD %Rec	Limits	RPD	RPD Limit	Units	Flag
Nitrate (as N)	5.693	5.000	11.06	107	10.84	103	77-133	2	20	mg/L	

Analytical Method: SW-846 8015C DRO Prep Method: SW3510C
Seq Number: 196657 Matrix: Water Date Prep: 08/25/22
MB Sample Id: 92044-1-BLK LCS Sample Id: 92044-1-BKS LCSD Sample Id: 92044-1-BSD

Parameter	MB Result	Spike Amount	LCS Result	LCS %Rec	LCSD Result	LCSD %Rec	Limits	RPD	RPD Limit	Units	Flag
TPH-DRO (Diesel Range Organics)	<0.1000	1.000	0.9811	98	1.034	103	63-119	5	21	mg/L	

Surrogate	MB %Rec	MB Flag	LCS Result	LCS Flag	LCSD Result	LCSD Flag	Limits	Units
o-Terphenyl	81		88		95		52-100	%

Analytical Method: SW-846 8015C DRO Prep Method: SW3510C
Seq Number: 196690 Matrix: Water Date Prep: 08/26/22
MB Sample Id: 92053-1-BLK LCS Sample Id: 92053-1-BKS LCSD Sample Id: 92053-1-BSD

Parameter	MB Result	Spike Amount	LCS Result	LCS %Rec	LCSD Result	LCSD %Rec	Limits	RPD	RPD Limit	Units	Flag
TPH-DRO (Diesel Range Organics)	<0.1000	1.000	0.9963	100	1.050	105	63-119	5	21	mg/L	

Surrogate	MB %Rec	MB Flag	LCS Result	LCS Flag	LCSD Result	LCSD Flag	Limits	Units
o-Terphenyl	89		92		98		52-100	%

PHASE SEPARATION SCIENCE

6630 Baltimore National Pike
Baltimore, MD 21228
410-747-8770
800-932-9047
www.phaseonline.com

QC Summary

Project Name Chester River Hospital Center
PSS Project No.: 22082320

Analytical Method: SW-846 8015C DRO Prep Method: SW3510C
Seq Number: 196747 Matrix: Water Date Prep: 08/29/22
MB Sample Id: 92075-1-BLK LCS Sample Id: 92075-1-BKS LCSD Sample Id: 92075-1-BSD

Parameter	MB Result	Spike Amount	LCS Result	LCS %Rec	LCSD Result	LCSD %Rec	Limits	RPD	RPD Limit	Units	Flag
TPH-DRO (Diesel Range Organics)	<0.1000	1.000	0.8193	82	0.8716	87	63-119	6	21	mg/L	

Surrogate	MB %Rec	MB Flag	LCS Result	LCS Flag	LCSD Result	LCSD Flag	Limits	Units
o-Terphenyl	82		75		79		52-100	%

PHASE SEPARATION SCIENCE

6630 Baltimore National Pike
Baltimore, MD 21228
410-747-8770
800-932-9047
www.phaseonline.com

QC Summary

Project Name Chester River Hospital Center
PSS Project No.: 22082320

Analytical Method: SW-846 8260 D Prep Method: SW5030B
Seq Number: 196695 Matrix: Water Date Prep: 08/26/22
MB Sample Id: 92069-1-BLK LCS Sample Id: 92069-1-BKS

Parameter	MB Result	Spike Amount	LCS Result	LCS %Rec	Limits	Units	Flag
Acetone	<5.000	50.00	53.53	107	49-154	ug/L	
tert-Amyl alcohol	<5.000	50.00	47.51	95	31-148	ug/L	
tert-Amyl ethyl ether	<1.000	50.00	47.28	95	61-125	ug/L	
tert-Amyl methyl ether	<1.000	50.00	47.17	94	72-119	ug/L	
Benzene	<1.000	50.00	51.61	103	76-112	ug/L	
Bromochloromethane	<1.000	50.00	54.54	109	74-119	ug/L	
Bromodichloromethane	<1.000	50.00	52.96	106	78-117	ug/L	
Bromoform	<1.000	50.00	53.48	107	69-123	ug/L	
Bromomethane	<1.000	50.00	52.00	104	42-118	ug/L	
tert-Butyl alcohol	<5.000	50.00	42.08	84	48-144	ug/L	
2-Butanone (MEK)	<5.000	50.00	49.04	98	55-136	ug/L	
tert-Butyl ethyl ether	<1.000	50.00	50.68	101	73-116	ug/L	
Carbon Disulfide	<1.000	50.00	50.41	101	80-124	ug/L	
Carbon tetrachloride	<1.000	50.00	51.45	103	77-119	ug/L	
Chlorobenzene	<1.000	50.00	52.94	106	76-114	ug/L	
Chloroethane	<1.000	50.00	40.28	81	61-113	ug/L	
Chloroform	<1.000	50.00	49.85	100	75-113	ug/L	
Chloromethane	<1.000	50.00	41.68	83	41-148	ug/L	
Cyclohexane	<1.000	50.00	49.57	99	76-135	ug/L	
1,2-Dibromo-3-chloropropane	<1.000	50.00	49.80	100	52-131	ug/L	
Dibromochloromethane	<1.000	50.00	51.85	104	79-121	ug/L	
1,2-Dibromoethane	<1.000	50.00	53.97	108	77-119	ug/L	
1,2-Dichlorobenzene	<1.000	50.00	55.32	111	75-121	ug/L	
1,3-Dichlorobenzene	<1.000	50.00	54.81	110	77-120	ug/L	
Dichlorodifluoromethane	<1.000	50.00	39.70	79	49-122	ug/L	
1,4-Dichlorobenzene	<1.000	50.00	54.73	109	76-118	ug/L	
1,1-Dichloroethane	<1.000	50.00	49.92	100	75-118	ug/L	
1,2-Dichloroethane	<1.000	50.00	49.48	99	72-115	ug/L	
cis-1,2-Dichloroethene	<1.000	50.00	53.44	107	75-119	ug/L	
1,1-Dichloroethene	<1.000	50.00	49.86	100	74-119	ug/L	
1,2-Dichloropropane	<1.000	50.00	50.58	101	76-115	ug/L	
cis-1,3-Dichloropropene	<1.000	50.00	49.83	100	83-122	ug/L	
trans-1,3-Dichloropropene	<1.000	50.00	49.77	100	76-118	ug/L	
trans-1,2-Dichloroethene	<1.000	50.00	52.61	105	73-121	ug/L	
Diisopropyl ether	<1.000	50.00	48.93	98	73-115	ug/L	
Ethylbenzene	<1.000	50.00	52.48	105	78-118	ug/L	
2-Hexanone (MBK)	<5.000	50.00	48.11	96	55-136	ug/L	
Isopropylbenzene	<1.000	50.00	53.48	107	76-126	ug/L	
Methyl Acetate	<1.000	50.00	52.15	104	61-117	ug/L	
Methylcyclohexane	<1.000	50.00	51.44	103	82-126	ug/L	
Methylene chloride	<1.000	50.00	50.95	102	75-113	ug/L	
4-Methyl-2-Pentanone (MIBK)	<5.000	50.00	46.20	92	57-127	ug/L	
Methyl-t-Butyl Ether	<1.000	50.00	50.37	101	71-114	ug/L	
Naphthalene	<1.000	50.00	50.74	101	60-122	ug/L	
Styrene	<1.000	50.00	54.52	109	81-124	ug/L	
1,1,2,2-Tetrachloroethane	<1.000	50.00	53.79	108	66-123	ug/L	
Tetrachloroethene	<1.000	50.00	54.15	108	76-123	ug/L	
Toluene	<1.000	50.00	51.51	103	77-112	ug/L	
1,2,3-Trichlorobenzene	<1.000	50.00	54.42	109	73-129	ug/L	
1,2,4-Trichlorobenzene	<1.000	50.00	53.39	107	73-130	ug/L	
1,1,1-Trichloroethane	<1.000	50.00	50.60	101	79-118	ug/L	

PHASE SEPARATION SCIENCE

6630 Baltimore National Pike
Baltimore, MD 21228
410-747-8770
800-932-9047
www.phaseonline.com

QC Summary

Project Name Chester River Hospital Center
PSS Project No.: 22082320

Analytical Method: SW-846 8260 D
Prep Method: SW5030B
Seq Number: 196695
Matrix: Water
Date Prep: 08/26/22
MB Sample Id: 92069-1-BLK
LCS Sample Id: 92069-1-BKS

Parameter	MB Result	Spike Amount	LCS Result	LCS %Rec	Limits	Units	Flag
Trichloroethene	<1.000	50.00	52.22	104	77-112	ug/L	
1,1,2-Trichloroethane	<1.000	50.00	52.80	106	75-115	ug/L	
Trichlorofluoromethane	<1.000	50.00	48.25	97	74-125	ug/L	
1,1,2-Trichlorotrifluoroethane	<1.000	50.00	50.26	101	77-123	ug/L	
Vinyl chloride	<1.000	50.00	49.16	98	53-151	ug/L	
m&p-Xylene	<2.000	100	105.5	106	79-121	ug/L	
o-Xylene	<1.000	50.00	53.17	106	78-122	ug/L	

Surrogate	MB %Rec	MB Flag	LCS Result	LCS Flag	Limits	Units
4-Bromofluorobenzene	100		96		88-120	%
Dibromofluoromethane	99		102		92-107	%
Toluene-D8	100		99		95-106	%

PHASE SEPARATION SCIENCE

6630 Baltimore National Pike
Baltimore, MD 21228
410-747-8770
800-932-9047
www.phaseonline.com

QC Summary

Project Name Chester River Hospital Center
PSS Project No.: 22082320

Analytical Method: SW-846 8260 D Prep Method: SW5030B
Seq Number: 196696 Matrix: Water Date Prep: 08/26/22
MB Sample Id: 92070-1-BLK LCS Sample Id: 92070-1-BKS

Parameter	MB Result	Spike Amount	LCS Result	LCS %Rec	Limits	Units	Flag
Acetone	<5.000	50.00	44.27	89	49-154	ug/L	
tert-Amyl alcohol	<5.000	50.00	48.27	97	31-148	ug/L	
tert-Amyl ethyl ether	<1.000	50.00	46.93	94	61-125	ug/L	
tert-Amyl methyl ether	<1.000	50.00	47.46	95	72-119	ug/L	
Benzene	<1.000	50.00	51.81	104	76-112	ug/L	
Bromochloromethane	<1.000	50.00	54.68	109	74-119	ug/L	
Bromodichloromethane	<1.000	50.00	52.44	105	78-117	ug/L	
Bromoform	<1.000	50.00	53.25	107	69-123	ug/L	
Bromomethane	<1.000	50.00	51.82	104	42-118	ug/L	
tert-Butyl alcohol	<5.000	50.00	43.00	86	48-144	ug/L	
2-Butanone (MEK)	<5.000	50.00	49.11	98	55-136	ug/L	
tert-Butyl ethyl ether	<1.000	50.00	50.97	102	73-116	ug/L	
Carbon Disulfide	<1.000	50.00	47.85	96	80-124	ug/L	
Carbon tetrachloride	<1.000	50.00	51.32	103	77-119	ug/L	
Chlorobenzene	<1.000	50.00	53.13	106	76-114	ug/L	
Chloroethane	<1.000	50.00	40.31	81	61-113	ug/L	
Chloroform	<1.000	50.00	50.32	101	75-113	ug/L	
Chloromethane	<1.000	50.00	41.03	82	41-148	ug/L	
Cyclohexane	<1.000	50.00	49.62	99	76-135	ug/L	
1,2-Dibromo-3-chloropropane	<1.000	50.00	49.71	99	52-131	ug/L	
Dibromochloromethane	<1.000	50.00	51.22	102	79-121	ug/L	
1,2-Dibromoethane	<1.000	50.00	54.47	109	77-119	ug/L	
1,2-Dichlorobenzene	<1.000	50.00	55.96	112	75-121	ug/L	
1,3-Dichlorobenzene	<1.000	50.00	54.06	108	77-120	ug/L	
Dichlorodifluoromethane	<1.000	50.00	37.85	76	49-122	ug/L	
1,4-Dichlorobenzene	<1.000	50.00	53.94	108	76-118	ug/L	
1,1-Dichloroethane	<1.000	50.00	49.43	99	75-118	ug/L	
1,2-Dichloroethane	<1.000	50.00	49.45	99	72-115	ug/L	
cis-1,2-Dichloroethene	<1.000	50.00	53.27	107	75-119	ug/L	
1,1-Dichloroethene	<1.000	50.00	49.32	99	74-119	ug/L	
1,2-Dichloropropane	<1.000	50.00	50.51	101	76-115	ug/L	
cis-1,3-Dichloropropene	<1.000	50.00	48.39	97	83-122	ug/L	
trans-1,3-Dichloropropene	<1.000	50.00	47.89	96	76-118	ug/L	
trans-1,2-Dichloroethene	<1.000	50.00	51.23	102	73-121	ug/L	
Diisopropyl ether	<1.000	50.00	49.66	99	73-115	ug/L	
Ethylbenzene	<1.000	50.00	52.66	105	78-118	ug/L	
2-Hexanone (MBK)	<5.000	50.00	46.61	93	55-136	ug/L	
Isopropylbenzene	<1.000	50.00	53.53	107	76-126	ug/L	
Methyl Acetate	<1.000	50.00	53.97	108	61-117	ug/L	
Methylcyclohexane	<1.000	50.00	50.43	101	82-126	ug/L	
Methylene chloride	<1.000	50.00	50.46	101	75-113	ug/L	
4-Methyl-2-Pentanone (MIBK)	<5.000	50.00	47.77	96	57-127	ug/L	
Methyl-t-Butyl Ether	<1.000	50.00	51.24	102	71-114	ug/L	
Naphthalene	<1.000	50.00	50.20	100	60-122	ug/L	
Styrene	<1.000	50.00	54.67	109	81-124	ug/L	
1,1,2,2-Tetrachloroethane	<1.000	50.00	54.62	109	66-123	ug/L	
Tetrachloroethene	<1.000	50.00	53.30	107	76-123	ug/L	
Toluene	<1.000	50.00	51.63	103	77-112	ug/L	
1,2,3-Trichlorobenzene	<1.000	50.00	53.20	106	73-129	ug/L	
1,2,4-Trichlorobenzene	<1.000	50.00	51.29	103	73-130	ug/L	
1,1,1-Trichloroethane	<1.000	50.00	50.58	101	79-118	ug/L	

PHASE SEPARATION SCIENCE

6630 Baltimore National Pike
Baltimore, MD 21228
410-747-8770
800-932-9047
www.phaseonline.com

QC Summary

Project Name Chester River Hospital Center
PSS Project No.: 22082320

Analytical Method: SW-846 8260 D
Prep Method: SW5030B
Seq Number: 196696
Matrix: Water
Date Prep: 08/26/22
MB Sample Id: 92070-1-BLK
LCS Sample Id: 92070-1-BKS

Parameter	MB Result	Spike Amount	LCS Result	LCS %Rec	Limits	Units	Flag
Trichloroethene	<1.000	50.00	51.84	104	77-112	ug/L	
1,1,2-Trichloroethane	<1.000	50.00	53.38	107	75-115	ug/L	
Trichlorofluoromethane	<1.000	50.00	48.16	96	74-125	ug/L	
1,1,2-Trichlorotrifluoroethane	<1.000	50.00	49.77	100	77-123	ug/L	
Vinyl chloride	<1.000	50.00	45.97	92	53-151	ug/L	
m&p-Xylene	<2.000	100	105.3	105	79-121	ug/L	
o-Xylene	<1.000	50.00	53.66	107	78-122	ug/L	

Surrogate	MB %Rec	MB Flag	LCS Result	LCS Flag	Limits	Units
4-Bromofluorobenzene	102		95		88-120	%
Dibromofluoromethane	100		102		92-107	%
Toluene-D8	99		99		95-106	%

PHASE SEPARATION SCIENCE

6630 Baltimore National Pike
Baltimore, MD 21228
410-747-8770
800-932-9047
www.phaseonline.com

QC Summary

Project Name Chester River Hospital Center
PSS Project No.: 22082320

Analytical Method: SW-846 8260 D Prep Method: SW5030B
Seq Number: 196695 Matrix: Ground Water Date Prep: 08/26/22
Parent Sample Id: 22082320-001 MS Sample Id: 22082320-001 S MSD Sample Id: 22082320-001 SD

Parameter	Parent Result	Spike Amount	MS Result	MS %Rec	MSD Result	MSD %Rec	Limits	RPD	RPD Limit	Units	Flag
Acetone	<5.000	50.00	31.04	62	31.79	64	32-96	2	25	ug/L	
tert-Amyl alcohol	<5.000	50.00	43.04	86	44.93	90	26-158	4	25	ug/L	
tert-Amyl ethyl ether	<1.000	50.00	40.89	82	42.70	85	44-136	4	25	ug/L	
tert-Amyl methyl ether	<1.000	50.00	40.90	82	42.80	86	66-116	5	25	ug/L	
Benzene	<1.000	50.00	47.09	94	47.79	96	73-114	1	25	ug/L	
Bromochloromethane	<1.000	50.00	48.72	97	50.64	101	70-114	4	25	ug/L	
Bromodichloromethane	<1.000	50.00	46.96	94	47.78	96	71-118	2	25	ug/L	
Bromoform	<1.000	50.00	46.65	93	47.96	96	59-127	3	25	ug/L	
Bromomethane	<1.000	50.00	48.38	97	51.38	103	26-131	6	25	ug/L	
tert-Butyl alcohol	<5.000	50.00	40.76	82	45.71	91	32-178	11	25	ug/L	
2-Butanone (MEK)	<5.000	50.00	38.62	77	39.53	79	45-109	2	25	ug/L	
tert-Butyl ethyl ether	<1.000	50.00	43.99	88	45.73	91	70-117	4	25	ug/L	
Carbon Disulfide	<1.000	50.00	44.71	89	45.39	91	71-130	2	25	ug/L	
Carbon tetrachloride	<1.000	50.00	47.12	94	47.59	95	74-119	1	25	ug/L	
Chlorobenzene	<1.000	50.00	47.79	96	48.71	97	73-115	2	25	ug/L	
Chloroethane	<1.000	50.00	38.50	77	38.10	76	60-124	1	25	ug/L	
Chloroform	<1.000	50.00	45.51	91	45.81	92	70-113	1	25	ug/L	
Chloromethane	<1.000	50.00	39.08	78	39.41	79	32-170	1	25	ug/L	
Cyclohexane	<1.000	50.00	46.11	92	46.02	92	64-144	0	25	ug/L	
1,2-Dibromo-3-chloropropane	<1.000	50.00	42.27	85	45.41	91	48-140	7	25	ug/L	
Dibromochloromethane	<1.000	50.00	45.72	91	47.19	94	73-120	3	25	ug/L	
1,2-Dibromoethane	<1.000	50.00	47.90	96	49.73	99	71-119	4	25	ug/L	
1,2-Dichlorobenzene	<1.000	50.00	49.27	99	52.15	104	68-122	6	25	ug/L	
1,3-Dichlorobenzene	<1.000	50.00	47.93	96	50.76	102	69-122	6	25	ug/L	
Dichlorodifluoromethane	<1.000	50.00	37.43	75	37.25	75	61-118	0	25	ug/L	
1,4-Dichlorobenzene	<1.000	50.00	47.73	95	50.56	101	68-120	6	25	ug/L	
1,1-Dichloroethane	<1.000	50.00	45.04	90	45.61	91	68-122	1	25	ug/L	
1,2-Dichloroethane	<1.000	50.00	44.13	88	44.91	90	61-120	2	25	ug/L	
cis-1,2-Dichloroethene	<1.000	50.00	48.06	96	49.18	98	71-116	2	25	ug/L	
1,1-Dichloroethene	<1.000	50.00	46.29	93	46.47	93	69-120	0	25	ug/L	
1,2-Dichloropropane	<1.000	50.00	45.34	91	46.22	92	69-119	2	25	ug/L	
cis-1,3-Dichloropropene	<1.000	50.00	43.33	87	45.15	90	72-123	4	25	ug/L	
trans-1,3-Dichloropropene	<1.000	50.00	42.86	86	44.47	89	67-123	4	25	ug/L	
trans-1,2-Dichloroethene	<1.000	50.00	47.29	95	48.43	97	70-118	2	25	ug/L	
Diisopropyl ether	<1.000	50.00	43.38	87	44.30	89	63-126	2	25	ug/L	
Ethylbenzene	<1.000	50.00	47.39	95	48.10	96	74-121	1	25	ug/L	
2-Hexanone (MBK)	<5.000	50.00	38.77	78	39.79	80	44-131	3	25	ug/L	
Isopropylbenzene	<1.000	50.00	47.91	96	49.92	100	68-131	4	25	ug/L	
Methyl Acetate	<1.000	50.00	43.33	87	45.78	92	55-117	5	25	ug/L	
Methylcyclohexane	<1.000	50.00	46.11	92	46.68	93	71-126	1	25	ug/L	
Methylene chloride	<1.000	50.00	46.40	93	46.70	93	72-114	1	25	ug/L	
4-Methyl-2-Pentanone (MIBK)	<5.000	50.00	40.24	80	41.76	84	49-133	4	25	ug/L	
Methyl-t-Butyl Ether	<1.000	50.00	43.87	88	46.19	92	67-112	5	25	ug/L	
Naphthalene	<1.000	50.00	43.54	87	47.05	94	53-128	8	25	ug/L	
Styrene	<1.000	50.00	48.48	97	50.09	100	75-126	3	25	ug/L	
1,1,2,2-Tetrachloroethane	<1.000	50.00	47.68	95	51.01	102	61-125	7	25	ug/L	
Tetrachloroethene	<1.000	50.00	48.93	98	49.19	98	71-121	1	25	ug/L	
Toluene	<1.000	50.00	46.79	94	47.48	95	71-115	1	25	ug/L	
1,2,3-Trichlorobenzene	<1.000	50.00	45.70	91	49.55	99	60-124	8	25	ug/L	
1,2,4-Trichlorobenzene	<1.000	50.00	44.30	89	47.45	95	57-126	7	25	ug/L	
1,1,1-Trichloroethane	<1.000	50.00	46.18	92	47.18	94	72-121	2	25	ug/L	

PHASE SEPARATION SCIENCE

6630 Baltimore National Pike
Baltimore, MD 21228
410-747-8770
800-932-9047
www.phaseonline.com

QC Summary

Project Name Chester River Hospital Center
PSS Project No.: 22082320

Analytical Method: SW-846 8260 D Prep Method: SW5030B
Seq Number: 196695 Matrix: Ground Water Date Prep: 08/26/22
Parent Sample Id: 22082320-001 MS Sample Id: 22082320-001 S MSD Sample Id: 22082320-001 SD

Parameter	Parent Result	Spike Amount	MS Result	MS %Rec	MSD Result	MSD %Rec	Limits	RPD	RPD Limit	Units	Flag
Trichloroethene	<1.000	50.00	47.25	95	48.11	96	72-115	2	25	ug/L	
1,1,2-Trichloroethane	<1.000	50.00	47.09	94	48.52	97	70-114	3	25	ug/L	
Trichlorofluoromethane	<1.000	50.00	44.80	90	44.71	89	66-130	0	25	ug/L	
1,1,2-Trichlorotrifluoroethane	<1.000	50.00	46.14	92	46.30	93	71-121	0	25	ug/L	
Vinyl chloride	<1.000	50.00	45.56	91	43.73	87	40-160	4	25	ug/L	
m&p-Xylene	<2.000	100	95.27	95	96.83	97	73-125	2	25	ug/L	
o-Xylene	<1.000	50.00	48.11	96	49.20	98	71-126	2	25	ug/L	

Surrogate	MS Result	MS Flag	MSD Result	MSD Flag	Limits	Units
4-Bromofluorobenzene	96		96		88-120	%
Dibromofluoromethane	101		101		92-107	%
Toluene-D8	99		98		95-106	%

F = RPD exceeded the laboratory control limits
X = Recovery of MS, MSD or both outside of QC Criteria
H= Recovery of BS,BSD or both exceeded the laboratory control limits
L = Recovery of BS,BSD or both below the laboratory control limits

Analytical Method: EPA 300.0
Seq Number: 196641 Matrix: Water
CCV Sample Id: CCV-01 Analyzed Date: 08/24/22 10:30

Parameter	Spike Amount	CCV Result	CCV %Rec	Limits	Units	Flag
Nitrate (as N)	5.000	5.118	102	90-110	mg/L	

Analytical Method: EPA 300.0
Seq Number: 196641 Matrix: Water
CCV Sample Id: CCV-02 Analyzed Date: 08/24/22 15:28

Parameter	Spike Amount	CCV Result	CCV %Rec	Limits	Units	Flag
Nitrate (as N)	5.000	5.157	103	90-110	mg/L	

Analytical Method: EPA 300.0
Seq Number: 196032 Matrix: Water
Parent Sample Id: ICV-01 ICV Sample Id: ICV-01 Analyzed Date: 08/02/22 19:17

Parameter	Spike Amount	ICV Result	ICV %Rec	Limits	Units	Flag
Nitrate (as N)	5.000	5.139	103	90-110	mg/L	

Analytical Method: EPA 300.0
Seq Number: 196641 Matrix: Water
Parent Sample Id: LLLCS LLCCV Sample Id: LLLCS Analyzed Date: 08/24/22 12:02

Parameter	Spike Amount	LLCCV Result	LLCCV %Rec	Limits	Units	Flag
Nitrate (as N)	2.000	2.088	104	90-110	mg/L	

Analytical Method: SW-846 8015 C TCLP
Seq Number: 196658 Matrix: Water
CCV Sample Id: CCV-F1 Analyzed Date: 08/25/22 10:02

Parameter	Spike Amount	CCV Result	CCV %Rec	Limits	Units	Flag
TPH-DRO (Diesel Range Organics)	2500	2429	97	80-120	mg/L	

Surrogate	CCV Result	Limits	Units	Flag
o-Terphenyl	90	80-120	%	

Analytical Method: SW-846 8015 C TCLP
Seq Number: 196747 Matrix: Water
CCV Sample Id: CCV-R1 Analyzed Date: 08/29/22 10:19

Parameter	Spike Amount	CCV Result	CCV %Rec	Limits	Units	Flag
TPH-DRO (Diesel Range Organics)	2500	2383	95	80-120	mg/L	

Surrogate	CCV Result	Limits	Units	Flag
o-Terphenyl	90	80-120	%	

Analytical Method: SW-846 8015 C TCLP
Seq Number: 196748 Matrix: Water
CCV Sample Id: CCV-F1 Analyzed Date: 08/29/22 10:19

Parameter	Spike Amount	CCV Result	CCV %Rec	Limits	Units	Flag
TPH-DRO (Diesel Range Organics)	2500	2636	105	80-120	mg/L	

Surrogate	CCV Result	Limits	Units	Flag
o-Terphenyl	98	80-120	%	

Analytical Method: SW-846 8015 C TCLP
Seq Number: 192711 Matrix: Water
Parent Sample Id: ICV-01 ICV Sample Id: ICV-01 Analyzed Date: 03/29/22 16:06

Parameter	Spike Amount	ICV Result	ICV %Rec	Limits	Units	Flag
TPH-DRO (Diesel Range Organics)	2500	2418	97	80-120	mg/L	

Surrogate	ICV Result	Limits	Units	Flag
o-Terphenyl	97	80-120	%	

Analytical Method: SW-846 8015C DRO
Seq Number: 196657 Matrix: Water
CCV Sample Id: CCV-R1 Analyzed Date: 08/25/22 10:02

Parameter	Spike Amount	CCV Result	CCV %Rec	Limits	Units	Flag
TPH-DRO (Diesel Range Organics)	2500	2353	94	80-120	mg/L	

Surrogate	CCV Result	Limits	Units	Flag
o-Terphenyl	89	80-120	%	

Analytical Method: SW-846 8015C DRO
Seq Number: 196657 Matrix: Water
CCV Sample Id: CCV-R2 Analyzed Date: 08/25/22 19:13

Parameter	Spike Amount	CCV Result	CCV %Rec	Limits	Units	Flag
TPH-DRO (Diesel Range Organics)	2500	2733	109	80-120	mg/L	

Surrogate	CCV Result	Limits	Units	Flag
o-Terphenyl	105	80-120	%	

Analytical Method: SW-846 8015C DRO
Seq Number: 196658 Matrix: Water
CCV Sample Id: CCV-F2 Analyzed Date: 08/25/22 19:13

Parameter	Spike Amount	CCV Result	CCV %Rec	Limits	Units	Flag
TPH-DRO (Diesel Range Organics)	2500	2680	107	80-120	mg/L	

Surrogate	CCV Result	Limits	Units	Flag
o-Terphenyl	99	80-120	%	

Analytical Method: SW-846 8015C DRO
Seq Number: 196687 Matrix: Water
CCV Sample Id: CCV-F1 Analyzed Date: 08/26/22 09:54

Parameter	Spike Amount	CCV Result	CCV %Rec	Limits	Units	Flag
TPH-DRO (Diesel Range Organics)	2500	2444	98	80-120	mg/L	

Surrogate	CCV Result	Limits	Units	Flag
o-Terphenyl	94	80-120	%	

Analytical Method: SW-846 8015C DRO
Seq Number: 196687 Matrix: Water
CCV Sample Id: CCV-F2 Analyzed Date: 08/26/22 19:04

Parameter	Spike Amount	CCV Result	CCV %Rec	Limits	Units	Flag
TPH-DRO (Diesel Range Organics)	2500	2568	103	80-120	mg/L	

Surrogate	CCV Result	Limits	Units	Flag
o-Terphenyl	95	80-120	%	

Analytical Method: SW-846 8015C DRO
Seq Number: 196690 Matrix: Water
CCV Sample Id: CCV-R1 Analyzed Date: 08/26/22 19:04

Parameter	Spike Amount	CCV Result	CCV %Rec	Limits	Units	Flag
TPH-DRO (Diesel Range Organics)	2500	2767	111	80-120	mg/L	

Surrogate	CCV Result	Limits	Units	Flag
o-Terphenyl	106	80-120	%	

Analytical Method: SW-846 8015C DRO
Seq Number: 196691 Matrix: Water
CCV Sample Id: CCV-F1 Analyzed Date: 08/26/22 19:04

Parameter	Spike Amount	CCV Result	CCV %Rec	Limits	Units	Flag
TPH-DRO (Diesel Range Organics)	2500	2568	103	80-120	mg/L	

Surrogate	CCV Result	Limits	Units	Flag
o-Terphenyl	95	80-120	%	

Analytical Method: SW-846 8015C DRO
Seq Number: 196690 Matrix: Water
CCV Sample Id: CCV-R2 Analyzed Date: 08/27/22 05:25

Parameter	Spike Amount	CCV Result	CCV %Rec	Limits	Units	Flag
TPH-DRO (Diesel Range Organics)	2500	2721	109	80-120	mg/L	

Surrogate	CCV Result	Limits	Units	Flag
o-Terphenyl	104	80-120	%	

Analytical Method: SW-846 8015C DRO
Seq Number: 196691 Matrix: Water
CCV Sample Id: CCV-F2 Analyzed Date: 08/27/22 05:25

Parameter	Spike Amount	CCV Result	CCV %Rec	Limits	Units	Flag
TPH-DRO (Diesel Range Organics)	2500	2690	108	80-120	mg/L	

Surrogate	CCV Result	Limits	Units	Flag
o-Terphenyl	101	80-120	%	

Analytical Method: SW-846 8015C DRO
Seq Number: 196747 Matrix: Water
CCV Sample Id: CCV-R2 Analyzed Date: 08/29/22 19:55

Parameter	Spike Amount	CCV Result	CCV %Rec	Limits	Units	Flag
TPH-DRO (Diesel Range Organics)	2500	2731	109	80-120	mg/L	

Surrogate	CCV Result	Limits	Units	Flag
o-Terphenyl	105	80-120	%	

Analytical Method: SW-846 8015C DRO
Seq Number: 196748 Matrix: Water
CCV Sample Id: CCV-F2 Analyzed Date: 08/29/22 19:55

Parameter	Spike Amount	CCV Result	CCV %Rec	Limits	Units	Flag
TPH-DRO (Diesel Range Organics)	2500	2587	103	80-120	mg/L	

Surrogate	CCV Result	Limits	Units	Flag
o-Terphenyl	95	80-120	%	

Analytical Method: SW-846 8015C DRO
Seq Number: 196747 Matrix: Water
CCV Sample Id: CCV-R3 Analyzed Date: 08/30/22 06:15

Parameter	Spike Amount	CCV Result	CCV %Rec	Limits	Units	Flag
TPH-DRO (Diesel Range Organics)	2500	2409	96	80-120	mg/L	

Surrogate	CCV Result	Limits	Units	Flag
o-Terphenyl	91	80-120	%	

Analytical Method: SW-846 8015C DRO
Seq Number: 196748 Matrix: Water
CCV Sample Id: CCV-F3 Analyzed Date: 08/30/22 06:15

Parameter	Spike Amount	CCV Result	CCV %Rec	Limits	Units	Flag
TPH-DRO (Diesel Range Organics)	2500	2265	91	80-120	mg/L	

Surrogate	CCV Result	Limits	Units	Flag
o-Terphenyl	90	80-120	%	

PHASE SEPARATION SCIENCE

6630 Baltimore National Pike
Baltimore, MD 21228
410-747-8770
800-932-9047
www.phaseonline.com

QC Summary

Project Name Chester River Hospital Center
PSS Project No.: 22082320

Analytical Method: SW-846 8015C DRO

Seq Number: 191075 Matrix: Water
Parent Sample Id: ICV-01 ICV Sample Id: ICV-01 Analyzed Date: 01/27/22 17:43

Parameter	Spike Amount	ICV Result	ICV %Rec	Limits	Units	Flag
TPH-DRO (Diesel Range Organics)	2500	2796	112	80-120	mg/L	

Surrogate	ICV Result	Limits	Units	Flag
o-Terphenyl	113	80-120	%	

PHASE SEPARATION SCIENCE

6630 Baltimore National Pike
Baltimore, MD 21228
410-747-8770
800-932-9047
www.phaseonline.com

QC Summary

Project Name Chester River Hospital Center
PSS Project No.: 22082320

Analytical Method: SW-846 8260 D

Seq Number: 196695 Matrix: Water

CCV Sample Id: CCV-01 Analyzed Date: 08/26/22 08:08

Parameter	Spike Amount	CCV Result	CCV %Rec	Limits	Units	Flag
Acetone	50.00	53.53	107	80-120	ug/L	
tert-Amyl alcohol	50.00	47.51	95	80-120	ug/L	
tert-Amyl ethyl ether	50.00	47.28	95	80-120	ug/L	
tert-Amyl methyl ether	50.00	47.17	94	80-120	ug/L	
Benzene	50.00	51.61	103	80-120	ug/L	
Bromochloromethane	50.00	54.54	109	80-120	ug/L	
Bromodichloromethane	50.00	52.96	106	80-120	ug/L	
Bromoform	50.00	53.48	107	80-120	ug/L	
Bromomethane	50.00	52.00	104	80-120	ug/L	
tert-Butyl alcohol	50.00	42.08	84	80-120	ug/L	
2-Butanone (MEK)	50.00	49.04	98	80-120	ug/L	
tert-Butyl ethyl ether	50.00	50.68	101	80-120	ug/L	
Carbon Disulfide	50.00	50.41	101	80-120	ug/L	
Carbon tetrachloride	50.00	51.45	103	80-120	ug/L	
Chlorobenzene	50.00	52.94	106	80-120	ug/L	
Chloroethane	50.00	40.28	81	80-120	ug/L	
Chloroform	50.00	49.85	100	80-120	ug/L	
Chloromethane	50.00	41.68	83	80-120	ug/L	
Cyclohexane	50.00	49.57	99	80-120	ug/L	
1,2-Dibromo-3-chloropropane	50.00	49.80	100	80-120	ug/L	
Dibromochloromethane	50.00	51.85	104	80-120	ug/L	
1,2-Dibromoethane	50.00	53.97	108	80-120	ug/L	
1,2-Dichlorobenzene	50.00	55.32	111	80-120	ug/L	
1,3-Dichlorobenzene	50.00	54.81	110	80-120	ug/L	
Dichlorodifluoromethane	50.00	39.70	79	80-120	ug/L	X
1,4-Dichlorobenzene	50.00	54.73	109	80-120	ug/L	
1,1-Dichloroethane	50.00	49.92	100	80-120	ug/L	
1,2-Dichloroethane	50.00	49.48	99	80-120	ug/L	
cis-1,2-Dichloroethene	50.00	53.44	107	80-120	ug/L	
1,1-Dichloroethene	50.00	49.86	100	80-120	ug/L	
1,2-Dichloropropane	50.00	50.58	101	80-120	ug/L	
cis-1,3-Dichloropropene	50.00	49.83	100	80-120	ug/L	
trans-1,3-Dichloropropene	50.00	49.77	100	80-120	ug/L	
trans-1,2-Dichloroethene	50.00	52.61	105	80-120	ug/L	
Diisopropyl ether	50.00	48.93	98	80-120	ug/L	
Ethylbenzene	50.00	52.48	105	80-120	ug/L	
2-Hexanone (MBK)	50.00	48.11	96	80-120	ug/L	
Isopropylbenzene	50.00	53.48	107	80-120	ug/L	
Methyl Acetate	50.00	52.15	104	80-120	ug/L	
Methylcyclohexane	50.00	51.44	103	80-120	ug/L	
Methylene chloride	50.00	50.95	102	80-120	ug/L	
4-Methyl-2-Pentanone (MIBK)	50.00	46.20	92	80-120	ug/L	
Methyl-t-Butyl Ether	50.00	50.37	101	80-120	ug/L	
Naphthalene	50.00	50.74	101	80-120	ug/L	
Styrene	50.00	54.52	109	80-120	ug/L	
1,1,2,2-Tetrachloroethane	50.00	53.79	108	80-120	ug/L	
Tetrachloroethene	50.00	54.15	108	80-120	ug/L	
Toluene	50.00	51.51	103	80-120	ug/L	
1,2,3-Trichlorobenzene	50.00	54.42	109	80-120	ug/L	
1,2,4-Trichlorobenzene	50.00	53.39	107	80-120	ug/L	
1,1,1-Trichloroethane	50.00	50.60	101	80-120	ug/L	

PHASE SEPARATION SCIENCE

6630 Baltimore National Pike
Baltimore, MD 21228
410-747-8770
800-932-9047
www.phaseonline.com

QC Summary

Project Name Chester River Hospital Center
PSS Project No.: 22082320

Analytical Method: SW-846 8260 D

Seq Number: 196695 Matrix: Water

CCV Sample Id: CCV-01 Analyzed Date: 08/26/22 08:08

Parameter	Spike Amount	CCV Result	CCV %Rec	Limits	Units	Flag
Trichloroethene	50.00	52.22	104	80-120	ug/L	
1,1,2-Trichloroethane	50.00	52.80	106	80-120	ug/L	
Trichlorofluoromethane	50.00	48.25	97	80-120	ug/L	
1,1,2-Trichlorotrifluoroethane	50.00	50.26	101	80-120	ug/L	
Vinyl chloride	50.00	49.16	98	80-120	ug/L	
m&p-Xylene	100	105.5	106	80-120	ug/L	
o-Xylene	50.00	53.17	106	80-120	ug/L	

Surrogate	CCV Result	Limits	Units	Flag
4-Bromofluorobenzene	96	80-120	%	
Dibromofluoromethane	102	80-120	%	
Toluene-D8	99	80-120	%	

PHASE SEPARATION SCIENCE

6630 Baltimore National Pike
Baltimore, MD 21228
410-747-8770
800-932-9047
www.phaseonline.com

QC Summary

Project Name Chester River Hospital Center
PSS Project No.: 22082320

Analytical Method: SW-846 8260 D

Seq Number: 196696 Matrix: Water

CCV Sample Id: CCV-01 Analyzed Date: 08/26/22 18:58

Parameter	Spike Amount	CCV Result	CCV %Rec	Limits	Units	Flag
Acetone	50.00	44.27	89	80-120	ug/L	
tert-Amyl alcohol	50.00	48.27	97	80-120	ug/L	
tert-Amyl ethyl ether	50.00	46.93	94	80-120	ug/L	
tert-Amyl methyl ether	50.00	47.46	95	80-120	ug/L	
Benzene	50.00	51.81	104	80-120	ug/L	
Bromochloromethane	50.00	54.68	109	80-120	ug/L	
Bromodichloromethane	50.00	52.44	105	80-120	ug/L	
Bromoform	50.00	53.25	107	80-120	ug/L	
Bromomethane	50.00	51.82	104	80-120	ug/L	
tert-Butyl alcohol	50.00	43.00	86	80-120	ug/L	
2-Butanone (MEK)	50.00	49.11	98	80-120	ug/L	
tert-Butyl ethyl ether	50.00	50.97	102	80-120	ug/L	
Carbon Disulfide	50.00	47.85	96	80-120	ug/L	
Carbon tetrachloride	50.00	51.32	103	80-120	ug/L	
Chlorobenzene	50.00	53.13	106	80-120	ug/L	
Chloroethane	50.00	40.31	81	80-120	ug/L	
Chloroform	50.00	50.32	101	80-120	ug/L	
Chloromethane	50.00	41.03	82	80-120	ug/L	
Cyclohexane	50.00	49.62	99	80-120	ug/L	
1,2-Dibromo-3-chloropropane	50.00	49.71	99	80-120	ug/L	
Dibromochloromethane	50.00	51.22	102	80-120	ug/L	
1,2-Dibromoethane	50.00	54.47	109	80-120	ug/L	
1,2-Dichlorobenzene	50.00	55.96	112	80-120	ug/L	
1,3-Dichlorobenzene	50.00	54.06	108	80-120	ug/L	
Dichlorodifluoromethane	50.00	37.85	76	80-120	ug/L	X
1,4-Dichlorobenzene	50.00	53.94	108	80-120	ug/L	
1,1-Dichloroethane	50.00	49.43	99	80-120	ug/L	
1,2-Dichloroethane	50.00	49.45	99	80-120	ug/L	
cis-1,2-Dichloroethene	50.00	53.27	107	80-120	ug/L	
1,1-Dichloroethene	50.00	49.32	99	80-120	ug/L	
1,2-Dichloropropane	50.00	50.51	101	80-120	ug/L	
cis-1,3-Dichloropropene	50.00	48.39	97	80-120	ug/L	
trans-1,3-Dichloropropene	50.00	47.89	96	80-120	ug/L	
trans-1,2-Dichloroethene	50.00	51.23	102	80-120	ug/L	
Diisopropyl ether	50.00	49.66	99	80-120	ug/L	
Ethylbenzene	50.00	52.66	105	80-120	ug/L	
2-Hexanone (MBK)	50.00	46.61	93	80-120	ug/L	
Isopropylbenzene	50.00	53.53	107	80-120	ug/L	
Methyl Acetate	50.00	53.97	108	80-120	ug/L	
Methylcyclohexane	50.00	50.43	101	80-120	ug/L	
Methylene chloride	50.00	50.46	101	80-120	ug/L	
4-Methyl-2-Pentanone (MIBK)	50.00	47.77	96	80-120	ug/L	
Methyl-t-Butyl Ether	50.00	51.24	102	80-120	ug/L	
Naphthalene	50.00	50.20	100	80-120	ug/L	
Styrene	50.00	54.67	109	80-120	ug/L	
1,1,2,2-Tetrachloroethane	50.00	54.62	109	80-120	ug/L	
Tetrachloroethene	50.00	53.30	107	80-120	ug/L	
Toluene	50.00	51.63	103	80-120	ug/L	
1,2,3-Trichlorobenzene	50.00	53.20	106	80-120	ug/L	
1,2,4-Trichlorobenzene	50.00	51.29	103	80-120	ug/L	
1,1,1-Trichloroethane	50.00	50.58	101	80-120	ug/L	

PHASE SEPARATION SCIENCE

6630 Baltimore National Pike
Baltimore, MD 21228
410-747-8770
800-932-9047
www.phaseonline.com

QC Summary

Project Name Chester River Hospital Center
PSS Project No.: 22082320

Analytical Method: SW-846 8260 D

Seq Number: 196696 Matrix: Water

CCV Sample Id: CCV-01 Analyzed Date: 08/26/22 18:58

Parameter	Spike Amount	CCV Result	CCV %Rec	Limits	Units	Flag
Trichloroethene	50.00	51.84	104	80-120	ug/L	
1,1,2-Trichloroethane	50.00	53.38	107	80-120	ug/L	
Trichlorofluoromethane	50.00	48.16	96	80-120	ug/L	
1,1,2-Trichlorotrifluoroethane	50.00	49.77	100	80-120	ug/L	
Vinyl chloride	50.00	45.97	92	80-120	ug/L	
m&p-Xylene	100	105.3	105	80-120	ug/L	
o-Xylene	50.00	53.66	107	80-120	ug/L	

Surrogate	CCV Result	Limits	Units	Flag
4-Bromofluorobenzene	95	80-120	%	
Dibromofluoromethane	102	80-120	%	
Toluene-D8	99	80-120	%	

PHASE SEPARATION SCIENCE

6630 Baltimore National Pike
Baltimore, MD 21228
410-747-8770
800-932-9047
www.phaseonline.com

QC Summary

Project Name Chester River Hospital Center
PSS Project No.: 22082320

Analytical Method: SW-846 8260 D

Seq Number: 196353 Matrix: Water
Parent Sample Id: ICV-01 ICV Sample Id: ICV-01 Analyzed Date: 08/15/22 13:39

Parameter	Spike Amount	ICV Result	ICV %Rec	Limits	Units	Flag
Acetone	50.00	54.16	108	70-130	ug/L	
tert-Amyl alcohol	50.00	58.38	117	70-130	ug/L	
tert-Amyl ethyl ether	50.00	56.39	113	70-130	ug/L	
tert-Amyl methyl ether	50.00	56.39	113	70-130	ug/L	
Benzene	50.00	56.25	113	70-130	ug/L	
Bromochloromethane	50.00	56.97	114	70-130	ug/L	
Bromodichloromethane	50.00	57.61	115	70-130	ug/L	
Bromoform	50.00	54.78	110	70-130	ug/L	
Bromomethane	50.00	56.21	112	70-130	ug/L	
tert-Butyl alcohol	50.00	56.32	113	70-130	ug/L	
2-Butanone (MEK)	50.00	54.55	109	70-130	ug/L	
tert-Butyl ethyl ether	50.00	60.72	121	70-130	ug/L	
Carbon Disulfide	50.00	58.56	117	70-130	ug/L	
Carbon tetrachloride	50.00	57.52	115	70-130	ug/L	
Chlorobenzene	50.00	56.07	112	70-130	ug/L	
Chloroethane	50.00	53.53	107	70-130	ug/L	
Chloroform	50.00	54.47	109	70-130	ug/L	
Chloromethane	50.00	55.09	110	70-130	ug/L	
Cyclohexane	50.00	57.86	116	70-130	ug/L	
1,2-Dibromo-3-chloropropane	50.00	56.55	113	70-130	ug/L	
Dibromochloromethane	50.00	55.02	110	70-130	ug/L	
1,2-Dibromoethane	50.00	58.74	117	70-130	ug/L	
1,2-Dichlorobenzene	50.00	58.38	117	70-130	ug/L	
1,3-Dichlorobenzene	50.00	57.53	115	70-130	ug/L	
Dichlorodifluoromethane	50.00	54.21	108	70-130	ug/L	
1,4-Dichlorobenzene	50.00	57.33	115	70-130	ug/L	
1,1-Dichloroethane	50.00	56.41	113	70-130	ug/L	
1,2-Dichloroethane	50.00	54.50	109	70-130	ug/L	
cis-1,2-Dichloroethene	50.00	57.31	115	70-130	ug/L	
1,1-Dichloroethene	50.00	55.40	111	70-130	ug/L	
1,2-Dichloropropane	50.00	57.29	115	70-130	ug/L	
cis-1,3-Dichloropropene	50.00	55.82	112	70-130	ug/L	
trans-1,3-Dichloropropene	50.00	55.72	111	70-130	ug/L	
trans-1,2-Dichloroethene	50.00	56.84	114	70-130	ug/L	
Diisopropyl ether	50.00	58.91	118	70-130	ug/L	
Ethylbenzene	50.00	56.70	113	70-130	ug/L	
2-Hexanone (MBK)	50.00	56.67	113	70-130	ug/L	
Isopropylbenzene	50.00	59.62	119	70-130	ug/L	
Methyl Acetate	50.00	59.73	119	70-130	ug/L	
Methylcyclohexane	50.00	56.82	114	70-130	ug/L	
Methylene chloride	50.00	56.18	112	70-130	ug/L	
4-Methyl-2-Pentanone (MIBK)	50.00	58.27	117	70-130	ug/L	
Methyl-t-Butyl Ether	50.00	59.91	120	70-130	ug/L	
Naphthalene	50.00	58.87	118	70-130	ug/L	
Styrene	50.00	58.77	118	70-130	ug/L	
1,1,2,2-Tetrachloroethane	50.00	59.48	119	70-130	ug/L	
Tetrachloroethene	50.00	55.17	110	70-130	ug/L	
Toluene	50.00	55.21	110	70-130	ug/L	
1,2,3-Trichlorobenzene	50.00	58.23	116	70-130	ug/L	
1,2,4-Trichlorobenzene	50.00	57.72	115	70-130	ug/L	
1,1,1-Trichloroethane	50.00	56.98	114	70-130	ug/L	

PHASE SEPARATION SCIENCE

6630 Baltimore National Pike
Baltimore, MD 21228
410-747-8770
800-932-9047
www.phaseonline.com

QC Summary

Project Name Chester River Hospital Center
PSS Project No.: 22082320

Analytical Method: SW-846 8260 D

Seq Number: 196353 Matrix: Water
Parent Sample Id: ICV-01 ICV Sample Id: ICV-01 Analyzed Date: 08/15/22 13:39

Parameter	Spike Amount	ICV Result	ICV %Rec	Limits	Units	Flag
Trichloroethene	50.00	56.37	113	70-130	ug/L	
1,1,2-Trichloroethane	50.00	56.36	113	70-130	ug/L	
Trichlorofluoromethane	50.00	54.73	109	70-130	ug/L	
1,1,2-Trichlorotrifluoroethane	50.00	55.17	110	70-130	ug/L	
Vinyl chloride	50.00	52.14	104	70-130	ug/L	
m&p-Xylene	100	112.6	113	70-130	ug/L	
o-Xylene	50.00	56.32	113	70-130	ug/L	

Surrogate	ICV Result	Limits	Units	Flag
4-Bromofluorobenzene	102	70-130	%	
Dibromofluoromethane	101	70-130	%	
Toluene-D8	99	70-130	%	

X = Recovery outside of QC Criteria

PHASE SEPARATION SCIENCE

CHAIN OF CUSTODY FORM

All fields must be completed accurately. Shaded sections for lab use only.

www.phaseonline.com ~ info@phaseonline.com

6630 Baltimore National Pike • Suite 103-A • Baltimore, Maryland 21228 • (410) 747-8770 • (800) 932-9047

①

PSS CLIENT: Gannett Fleming, Inc	OFFICE LOCATION: Baltimore	PSS Work Order #: 22082320	PAGE 1 OF 3
BILL TO (if different):	PHONE #: 443-562-1292		
CONTACT: Steve Slatnick	EMAIL: sslatnick@gfnet.com		
PROJECT NAME: Chester River Hospital Center	PROJECT #: 67688		
SITE LOCATION: Chestertown, MD	P.O. #: 67688		
SAMPLER(S): MS/DS	DW CERT #:		

Matrix Codes: **SW**=Surface Water **DW**=Drinking Water **GW**=Ground Water **WW**=Waste Water **O**=Oil **S**=Soil **SOL**=Solid **A**=Air **WI**=Wipe

②

PSS ID	SAMPLE IDENTIFICATION	DATE SAMPLED	TIME SAMPLED	MATRIX Use Codes	# OF CONTAINERS	SAMPLE TYPE: C=COMPOSITE G=GRAB	Preservatives Use Codes		6	6		1,6			6			
							Analysis/ Method Required ③		8015B (DRO)	3630 (DRO using	Silica Gel Cleanup)	8260 (VOCs,	fuel oxygenates,	& naphthalene)	E300.0 Nitrate			
1	MW-16	8/22/22	1110	GW	4	G			X			X						
2	MW-29		1028	GW	4	G			X			X						
3	S-3		1030	GW	4	G			X			X						
4	MW-28		1125	GW	4	G			X			X						
5	MW-50		1235	GW	4	G			X			X						
6	MW-24		1030	GW	4	G			X			X						
7	MW-19		1235	GW	4	G			X			X						
8	S-1		1245	GW	4	G			X			X						
9	S-2		1135	GW	4	G			X			X						
10	Trip Blank			GW	2	G						X						

Preservative Codes: 1 - HCL; 2 - H_2SO_4; 3 - HNO_3; 4 - NaOH; 5 - E624KIT; 6 - ICE; 7 - Sodium Thiosulfate; 8 - Ascorbic Acid; 9 - TerraCore Kit

⑤

Relinquished By:	Date	Time	Received By:
(1) [signature]	8/23/22	1425	[signature]
(2) [signature]	08/23/22	1630	[signature]
(3)			
(4)			

④

Requested TAT (One TAT per COC): ☒ 5-Day ☐ 3-Day ☐ 2-Day ☐ Next Day ☐ Emergency ☐ Other

STATE RESULTS REPORTED TO: ☒ MD ☐ DE ☐ PA ☐ VA ☐ WV ☐ OTHER

COMPLIANCE? ☐ DW ☐ WW

EDD FORMAT TYPE

Ice Present: PRES

Custody Seal: ABS

Coolers: 3 Temp: 6.7-8.6°C

Shipping Carrier: TTE

Special Instructions: CC: Robert Scrafford & Donald Koch

This chain of custody is a legal document. The client (PSS Client), by signing, or having client's agent sign, this "Chain of Custody Form", agrees to pay for the above requested services per the latest version of the Service Brochure or PSS-provided quotation including any and all attorney's or other reasonable fees if collection becomes necessary.

PHASE SEPARATION SCIENCE

CHAIN OF CUSTODY FORM

All fields must be completed accurately. Shaded sections for lab use only.

www.phaseonline.com ~ info@phaseonline.com

6630 Baltimore National Pike • Suite 103-A • Baltimore, Maryland 21228 • (410) 747-8770 • (800) 932-9047

①

PSS CLIENT: Gannett Fleming, Inc — OFFICE LOCATION: Baltimore

BILL TO (if different): — PHONE #: 443-562-1292

CONTACT: Steve Slatnick — EMAIL: sslatnick@gfnet.com

PROJECT NAME: Chester River Hospital Center — PROJECT #: 67688

SITE LOCATION: Chestertown, MD — P.O. #: 67688

SAMPLER(S): — DW CERT #:

PSS Work Order #: 22082320 — PAGE 2 OF 3

Matrix Codes: SW=Surface Water, DW=Drinking Water, GW=Ground Water, WW=Waste Water, O=Oil, S=Soil, SOL=Solid, A=Air, WI=Wipe

②

PSS ID	SAMPLE IDENTIFICATION	DATE SAMPLED	TIME SAMPLED	MATRIX Use Codes	# OF CONTAINERS	SAMPLE TYPE: C=COMPOSITE G=GRAB			8015B (DRO)	3630 (DRO using Silica Gel Cleanup)		8260 (VOCs, fuel oxygenates, & naphthalene)			E300.0 Nitrate			
Preservatives Use Codes									6	6		1,6			6			
Analysis/ Method Required ③																		
11	MW-25	8/22/22	1340	GW	4	G			X			X						
12	MW-23		1405	GW	4	G			X			X						
13	MW-15		1422	GW	4	G			X			X						
14	MW-49		1320	GW	4	G			X			X						
15	MW-17		1505	GW	4	G			X			X						
16	MW-48		1515	GW	4	G			X			X						
17	MW-34	8/23/22	0845	GW	4	G			X			X						
18	MW-1		0905	GW	5	G			X			X			X			
19	MW-33		0930	GW	4	G			X			X						
20	MW-2		1000	GW	5	G			X			X			X			

Preservative Codes: 1 - HCL, 2 - H_2SO_4, 3 - HNO_3, 4 - NaOH, 5 - E624KIT, 6 - ICE, 7 - Sodium Thiosulfate, 8 - Ascorbic Acid, 9 - TerraCore Kit

⑤

Relinquished By:	Date	Time	Received By:
(1) [signature]	8/23/22	1425	[signature]
(2) [signature]	08/23/22	1630	[signature]
(3)			
(4)			

④

Requested TAT (One TAT per COC): ☒ 5-Day ☐ 3-Day ☐ 2-Day ☐ Next Day ☐ Emergency ☐ Other

STATE RESULTS REPORTED TO: ☒ MD ☐ DE ☐ PA ☐ VA ☐ WV ☐ OTHER

COMPLIANCE? ☐ DW ☐ WW

EDD FORMAT TYPE

Ice Present: PRES

Custody Seal: ABS

Coolers: 1 — Temp: 6.7-8.6°C

Shipping Carrier: TTE

Special Instructions: CC: Robert Scrafford & Donald Koch

This chain of custody is a legal document. The client (PSS Client), by signing, or having client's agent sign, this "Chain of Custody Form", agrees to pay for the above requested services per the latest version of the Service Brochure or PSS-provided quotation including any and all attorney's or other reasonable fees if collection becomes necessary.

PHASE SEPARATION SCIENCE

CHAIN OF CUSTODY FORM

All fields must be completed accurately. Shaded sections for lab use only.

www.phaseonline.com ~ info@phaseonline.com

6630 Baltimore National Pike • Suite 103-A • Baltimore, Maryland 21228 • (410) 747-8770 • (800) 932-9047

①

PSS CLIENT: Gannett Fleming, Inc — OFFICE LOCATION: Baltimore

BILL TO (if different): — PHONE #: 443-562-1292

CONTACT: Steve Slatnick — EMAIL: sslatnick@gfnet.com

PROJECT NAME: Chester River Hospital Center — PROJECT #: 67688

SITE LOCATION: Chestertown, MD — P.O. #: 67688

SAMPLER(S): — DW CERT #:

PSS Work Order #: 22082320

PAGE 3 OF 3

Matrix Codes: SW=Surface Water DW=Drinking Water GW=Ground Water WW=Waste Water O=Oil S=Soil SOL=Solid A=Air WI=Wipe

②

PSS ID	SAMPLE IDENTIFICATION	DATE SAMPLED	TIME SAMPLED	MATRIX Use Codes	# OF CONTAINERS	SAMPLE TYPE: C=COMPOSITE G=GRAB			8015B (DRO)	3630 (DRO using Silica Gel Cleanup)		8260 (VOCs, fuel oxygenates, & naphthalene)			E300.0 Nitrate			
Preservatives Use Codes									6	6		1,6			6			
Analysis/ Method Required ③																		
21	MW-35	8/23/22	1020	GW	4	G			X			X						
22	MW-5		1060	GW	5	G			X			X			X			
23	MW-56		1105	GW	4	G			X	X		X						Do not analyze for 3630
24	MW-20		1140	GW	4	G			X	X		X						
25	MW-37		1253	GW	4	G			X	X		X						
26	MW-51		1145	GW	4	G			X	X		X						
27	MW-19		1320	GW	4	G			X			X						
28	MW-4		1355	GW	4	G			X			X						
29	MW-21		1410	GW	4	G			X			X						
				GW		G												

Preservative Codes: 1 - HCL; 2 - H_2SO_4; 3 - HNO_3; 4 - NaOH; 5 - E624KIT; 6 - ICE; 7 - Sodium Thiosulfate; 8 - Ascorbic Acid; 9 - TerraCore Kit

⑤

Relinquished By:	Date	Time	Received By:
(1)	8/23/22	1425	
(2)	08/23/22	1630	
(3)			
(4)			

④

Requested TAT (One TAT per COC): ☒ 5-Day ☐ 3-Day ☐ 2-Day ☐ Next Day ☐ Emergency ☐ Other

STATE RESULTS REPORTED TO: ☒ MD ☐ DE ☐ PA ☐ VA ☐ WV ☐ OTHER

COMPLIANCE? ☐ DW ☐ WW

EDD FORMAT TYPE

Ice Present: PRCS

Custody Seal: ABS

Coolers: 3 Temp: 6.7-8.6°C

Shipping Carrier: TTC

Special Instructions: CC: Robert Scrafford & Donald Koch

This chain of custody is a legal document. The client (PSS Client), by signing, or having client's agent sign, this "Chain of Custody Form", agrees to pay for the above requested services per the latest version of the Service Brochure or PSS-provided quotation including any and all attorney's or other reasonable fees if collection becomes necessary.

PHASE SEPARATION SCIENCE

6630 Baltimore National Pike
Baltimore, MD 21228
410-747-8770
800-932-9047
www.phaseonline.com

Sample Receipt Checklist

Project Name: Chester River Hospital Center
PSS Project No.: 22082320

Client Name	Gannett Fleming, Inc.	**Received By**	Jillian Chapman
Disposal Date	09/27/2022	**Date Received**	08/23/2022 04:30:00 PM
		Delivered By	Trans Time Express
		Tracking No	Not Applicable
		Logged In By	Jillian Chapman

Shipping Container(s)

No. of Coolers 3

		Ice	Present
Custody Seal(s) Intact?	N/A	Temp (deg C)	8.6
Seal(s) Signed / Dated?	N/A	Temp Blank Present	No

Documentation

		Sampler Name	MS/DS
COC agrees with sample labels?	Yes	MD DW Cert. No.	N/A
Chain of Custody	Yes		

Sample Container

		Custody Seal(s) Intact?	Not Applicable
Appropriate for Specified Analysis?	Yes	Seal(s) Signed / Dated	Not Applicable
Intact?	Yes		
Labeled and Labels Legible?	Yes		

Holding Time

		Total No. of Samples Received	29
All Samples Received Within Holding Time(s)?	Yes	Total No. of Containers Received	117

Preservation

Total Metals	(pH<2)	N/A
Dissolved Metals, filtered within 15 minutes of collection	(pH<2)	N/A
Orthophosphorus, filtered within 15 minutes of collection		N/A
Cyanides	(pH>12)	N/A
Sulfide	(pH>9)	N/A
TOC, DOC (field filtered), COD, Phenols	(pH<2)	N/A
TOX, TKN, NH3, Total Phos	(pH<2)	N/A
VOC, BTEX (VOA Vials Rcvd Preserved)	(pH<2)	Yes
Do VOA vials have zero headspace?		Yes
624 VOC (Rcvd at least one unpreserved VOA vial)		N/A
524 VOC (Rcvd with trip blanks)	(pH<2)	N/A

Comments: (Any "No" response must be detailed in the comments section below.)

For any improper preservation conditions, list sample ID, preservative added (reagent ID number) below as well as documentation of any client notification as well as client instructions. Samples for pH, chlorine and dissolved oxygen should be analyzed as soon as possible, preferably in the field at the time of sampling. Samples which require thermal preservation shall be considered acceptable when received at a temperature above freezing to 6°C. Samples that are hand delivered on the day that they are collected may not meet these criteria but shall be considered acceptable if there is evidence that the chilling process has begun such as arrival on ice.

Samples Inspected/Checklist Completed By: Jillian Chapman — Date: 08/23/2022

PM Review and Approval: Lynn Jackson — Date: 08/24/2022

PHASE
SEPARATION
SCIENCE

6630 Baltimore National Pike
Baltimore, MD 21228
410-747-8770
800-932-9047
www.phaseonline.com

Certificate of Analysis

Project Name: Chester River Hospital Center
PSS Project No.: 22082321

August 30, 2022

Steve Slatnick
Gannett Fleming, Inc.
7133 Rutherford Road, Suite 300
Baltimore, MD 21244

Reference: PSS Project No: **22082321**
Project Name: Chester River Hospital Center
Project Location: Chestertown, MD
Project ID.: 67688

Dear Steve Slatnick:

This report includes the analytical results from the analyses performed on the samples received under the project name referenced above and identified with the Phase Separation Science (PSS) Project number(s) **22082321**.

All work reported herein has been performed in accordance with current NELAP standards, referenced methodologies, PSS Standard Operating Procedures and the PSS Quality Assurance Manual unless otherwise noted in the Case Narrative Summary. PSS is limited in liability to the actual cost of the sample analysis done.

PSS reserves the right to return any unused samples, extracts or related solutions. Otherwise, the samples are scheduled for disposal, without any further notice, on September 27, 2022, with the exception of air canisters which are cleaned immediately following analysis. This includes any samples that were received with a request to be held but lacked a specific hold period. It is your responsibility to provide a written request defining a specific disposal date if additional storage is required. Upon receipt, the request will be acknowledged by PSS, thus extending the storage period.

This report shall not be reproduced except in full, without the written approval of an authorized PSS representative. A copy of this report will be retained by PSS for at least 5 years, after which time it will be disposed of without further notice, unless prior arrangements have been made.

We thank you for selecting Phase Separation Science, Inc. to serve your analytical needs. If you have any questions concerning this report, do not hesitate to contact us at 410-747-8770 or info@phaseonline.com.

Sincerely,

Dan Prucnal
Laboratory Manager

PHASE SEPARATION SCIENCE

6630 Baltimore National Pike
Baltimore, MD 21228
410-747-8770
800-932-9047
www.phaseonline.com

Explanation of Qualifiers

Project Name: Chester River Hospital Center
PSS Project No.: 22082321

Project ID: 67688

The following samples were received under chain of custody by Phase Separation Science (PSS) on 08/23/2022 at 04:30 pm

PSS Sample ID	Sample ID	Matrix	Date/Time Collected
22082321-024	MW-20	GROUND WATER	08/23/22 11:40
22082321-025	MW-37	GROUND WATER	08/23/22 12:53
22082321-026	MW-51	GROUND WATER	08/23/22 11:45

Please reference the Chain of Custody and Sample Receipt Checklist for specific container counts and preservatives. Any sample conditions not in compliance with sample acceptance criteria are described in Case Narrative Summary.

Notes:

1. The presence of a common laboratory contaminant such as methylene chloride may be considered a possible laboratory artifact. Where observed, appropriate consideration of data should be taken.
2. Unless otherwise noted in the case narrative, results are reported on a dry weight basis with the exception of pH, flashpoint, moisture, and paint filter test.
3. Drinking water samples collected for the purpose of compliance with SDWA may not be suitable for their intended use unless collected by a certified sampler [COMAR 26.08.05.07.C.2].
4. The analyses of 1,2-dibromo-3-chloropropane (DBCP) and 1,2-dibromoethane (EDB) by EPA 524.2 and calcium, magnesium, sodium and iron by EPA 200.8 are not currently promulgated for use in testing to meet the Safe Drinking Water Act and as such cannot be used for compliance purposes. The listings of the current promulgated methods for testing in compliance with the Safe Drinking Water Act can be found in the 40 CFR part 141.1, for the primary drinking water contaminates, and part 141.3, for the secondary drinking water contaminates.
5. Sample prepared under EPA 3550C with concentrations greater than 20 mg/Kg should employ the microtip extraction procedure if required to meet data quality objectives.
6. The analysis of acrolein by EPA 624 must be analyzed within three days of sampling unless pH is adjusted to 4-5 units [40 CFR part 136.3(e)].
7. Method 180.1, The Determination of Turbidity by Nephelometry, recommends samples over 40 NTU be diluted until the turbidity falls below 40 units. Routine samples over 40 NTU may not be diluted as long as the data quality objectives are not affected.
8. Alkalinity results analyzed by EPA 310.2 that are reported by dilution are estimated and are not in compliance with method requirements.

Standard Flags/Abbreviations:

B	A target analyte or common laboratory contaminant was identified in the method blank. Its presence indicates possible field or laboratory contamination.
C	Results Pending Final Confirmation.
E	The data exceeds the upper calibration limit; therefore, the concentration is reported as estimated.
Fail	The result exceeds the regulatory level for Toxicity Characteristic (TCLP) as cited in 40 CFR 261.24 Table 1.
J	The target analyte was positively identified below the reporting limit but greater than the MDL.
MDL	This is the Laboratory Method Detection Limit which is equivalent to the Limit of Detection (LOD). The LOD is the minimum result, which can be reliably discriminated from a blank with a predetermined confidence level. This value will remain constant across multiple similar instrumentation and among different analysts. An LOD is analyte and matrix specific. instrumentation and among different analysts. An LOD is analyte and matrix specific.
ND	Not Detected at or above the reporting limit.
RL	PSS Reporting Limit.
U	Not detected.

Certifications:

NELAP Certifications: PA 68-03330, VA 460156
State Certifications: MD 179, WV 303
Regulated Soil Permit: P330-12-00268
NSWC USCG Accepted Laboratory
LDBE MWAA LD1997-0041-2015

PHASE SEPARATION SCIENCE

6630 Baltimore National Pike
Baltimore, MD 21228
410-747-8770
800-932-9047
www.phaseonline.com

Certificate of Analysis

Project Name: Chester River Hospital Center
PSS Project No.: 22082321

Sample ID: MW-20 **Date/Time Sampled: 08/23/2022 11:40** **PSS Sample ID: 22082321-024**
Matrix: GROUND WATER **Date/Time Received: 08/23/2022 16:30**

DRO - with silica gel column cleanup Analytical Method: SW-846 8015C DRO Preparation Method: SW3510C

Qualifier(s): See Batch 196746 on Case Narrative.

	Result	Units	RL	Flag	Dil	Prepared	Analyzed	Analyst
TPH-DRO (Diesel Range Organics)	ND	mg/L	0.10		1	08/29/22	08/29/22 14:27	1069
Surrogate(s)	***Recovery***		***Limits***					
o-Terphenyl	*76*	*%*	*52-100*		*1*	*08/29/22*	*08/29/22 14:27*	*1069*

Sample ID: MW-37 **Date/Time Sampled: 08/23/2022 12:53** **PSS Sample ID: 22082321-025**
Matrix: GROUND WATER **Date/Time Received: 08/23/2022 16:30**

DRO - with silica gel column cleanup Analytical Method: SW-846 8015C DRO Preparation Method: SW3510C

Qualifier(s): See Batch 196746 on Case Narrative.

	Result	Units	RL	Flag	Dil	Prepared	Analyzed	Analyst
TPH-DRO (Diesel Range Organics)	ND	mg/L	0.10		1	08/29/22	08/29/22 14:52	1069
Surrogate(s)	***Recovery***		***Limits***					
o-Terphenyl	*87*	*%*	*52-100*		*1*	*08/29/22*	*08/29/22 14:52*	*1069*

Sample ID: MW-51 **Date/Time Sampled: 08/23/2022 11:45** **PSS Sample ID: 22082321-026**
Matrix: GROUND WATER **Date/Time Received: 08/23/2022 16:30**

DRO - with silica gel column cleanup Analytical Method: SW-846 8015C DRO Preparation Method: SW3510C

Qualifier(s): See Batch 196746 on Case Narrative.

	Result	Units	RL	Flag	Dil	Prepared	Analyzed	Analyst
TPH-DRO (Diesel Range Organics)	ND	mg/L	0.10		1	08/29/22	08/29/22 15:17	1069
Surrogate(s)	***Recovery***		***Limits***					
o-Terphenyl	*97*	*%*	*52-100*		*1*	*08/29/22*	*08/29/22 15:17*	*1069*

6630 Baltimore National Pike
Baltimore, MD 21228
410-747-8770
800-932-9047
www.phaseonline.com

Project Name: Chester River Hospital Center

PSS Project No.: 22082321

Any holding time exceedances, deviations from the method specifications, regulatory requirements or variations to the procedures outlined in the PSS Quality Assurance Manual are outlined below.

Matrix spike and matrix spike duplicate analyses may not be performed due to insufficient sample quantity. In these instances, a laboratory control sample and laboratory control sample duplicate are analyzed unless otherwise noted or specified in the method.

Sample Receipt:

All sample receipt conditions were acceptable.

Analytical:

Total Petroleum Hydrocarbons - DRO

Batch: 196744

Method exceedance: Laboratory control (LCS/LCSD) exceedances identified; see QC summary.

NELAP accreditation was held for all analyses performed unless noted below. See www.phaseonline.com for complete PSS scope of accreditation.

PHASE SEPARATION SCIENCE

6630 Baltimore National Pike
Baltimore, MD 21228
410-747-8770
800-932-9047
www.phaseonline.com

Lab Chronology

Project Name: Chester River Hospital Center
PSS Project No.: 22082321

Method	Client Sample ID	Analysis Type	PSS Sample ID	Mtx	Prep Batch	Analytical Batch	Prepared	Analyzed
SW-846 8015C DRO	92080-1-BKS	BKS	92080-1-BKS	W	92080	196744	08/29/2022 09:38	08/29/2022 14:27
	92080-1-BLK	BLK	92080-1-BLK	W	92080	196744	08/29/2022 09:38	08/29/2022 14:02
	92080-1-BSD	BSD	92080-1-BSD	W	92080	196744	08/29/2022 09:38	08/29/2022 14:52
	MW-20	Initial	22082321-024	W	92080	196746	08/29/2022 09:38	08/29/2022 14:27
	MW-37	Initial	22082321-025	W	92080	196746	08/29/2022 09:38	08/29/2022 14:52
	MW-51	Initial	22082321-026	W	92080	196746	08/29/2022 09:38	08/29/2022 15:17

PHASE SEPARATION SCIENCE

6630 Baltimore National Pike
Baltimore, MD 21228
410-747-8770
800-932-9047
www.phaseonline.com

QC Summary

Project Name Chester River Hospital Center
PSS Project No.: 22082321

Analytical Method: SW-846 8015C DRO Prep Method: SW3510C
Seq Number: 196744 Matrix: Water Date Prep: 08/29/22
MB Sample Id: 92080-1-BLK LCS Sample Id: 92080-1-BKS LCSD Sample Id: 92080-1-BSD

Parameter	MB Result	Spike Amount	LCS Result	LCS %Rec	LCSD Result	LCSD %Rec	Limits	RPD	RPD Limit	Units	Flag
TPH-DRO (Diesel Range Organics)	<0.1000	1.000	0.6048	60	0.5829	58	63-119	4	21	mg/L	L

Surrogate	MB %Rec	MB Flag	LCS Result	LCS Flag	LCSD Result	LCSD Flag	Limits	Units
o-Terphenyl	64		75		71		52-100	%

F = RPD exceeded the laboratory control limits
X = Recovery of MS, MSD or both outside of QC Criteria
H= Recovery of BS,BSD or both exceeded the laboratory control limits
L = Recovery of BS,BSD or both below the laboratory control limits

PHASE SEPARATION SCIENCE

6630 Baltimore National Pike
Baltimore, MD 21228
410-747-8770
800-932-9047
www.phaseonline.com

QC Summary

Project Name Chester River Hospital Center
PSS Project No.: 22082321

Analytical Method: SW-846 8015 C TCLP
Seq Number: 192711 Matrix: Water
Parent Sample Id: ICV-01 ICV Sample Id: ICV-01 Analyzed Date: 03/29/22 16:06

Parameter	Spike Amount	ICV Result	ICV %Rec	Limits	Units	Flag
TPH-DRO (Diesel Range Organics)	2500	2418	97	80-120	mg/L	

Surrogate	ICV Result	Limits	Units	Flag
o-Terphenyl	97	80-120	%	

Analytical Method: SW-846 8015C DRO
Seq Number: 196744 Matrix: Water
CCV Sample Id: CCV-R1 Analyzed Date: 08/29/22 10:19

Parameter	Spike Amount	CCV Result	CCV %Rec	Limits	Units	Flag
TPH-DRO (Diesel Range Organics)	2500	2383	95	80-120	mg/L	

Surrogate	CCV Result	Limits	Units	Flag
o-Terphenyl	90	80-120	%	

Analytical Method: SW-846 8015C DRO
Seq Number: 196746 Matrix: Water
CCV Sample Id: CCV-F1 Analyzed Date: 08/29/22 10:19

Parameter	Spike Amount	CCV Result	CCV %Rec	Limits	Units	Flag
TPH-DRO (Diesel Range Organics)	2500	2636	105	80-120	mg/L	

Surrogate	CCV Result	Limits	Units	Flag
o-Terphenyl	98	80-120	%	

Analytical Method: SW-846 8015C DRO
Seq Number: 196744 Matrix: Water
CCV Sample Id: CCV-R2 Analyzed Date: 08/29/22 19:55

Parameter	Spike Amount	CCV Result	CCV %Rec	Limits	Units	Flag
TPH-DRO (Diesel Range Organics)	2500	2731	109	80-120	mg/L	

Surrogate	CCV Result	Limits	Units	Flag
o-Terphenyl	105	80-120	%	

PHASE SEPARATION SCIENCE

6630 Baltimore National Pike
Baltimore, MD 21228
410-747-8770
800-932-9047
www.phaseonline.com

QC Summary

Project Name Chester River Hospital Center
PSS Project No.: 22082321

Analytical Method: SW-846 8015C DRO
Seq Number: 196746 Matrix: Water
CCV Sample Id: CCV-F2 Analyzed Date: 08/29/22 19:55

Parameter	Spike Amount	CCV Result	CCV %Rec	Limits	Units	Flag
TPH-DRO (Diesel Range Organics)	2500	2587	103	80-120	mg/L	

Surrogate	CCV Result	Limits	Units	Flag
o-Terphenyl	95	80-120	%	

Analytical Method: SW-846 8015C DRO
Seq Number: 191075 Matrix: Water
Parent Sample Id: ICV-01 ICV Sample Id: ICV-01 Analyzed Date: 01/27/22 17:43

Parameter	Spike Amount	ICV Result	ICV %Rec	Limits	Units	Flag
TPH-DRO (Diesel Range Organics)	2500	2796	112	80-120	mg/L	

Surrogate	ICV Result	Limits	Units	Flag
o-Terphenyl	113	80-120	%	

X = Recovery outside of QC Criteria

PHASE SEPARATION SCIENCE

CHAIN OF CUSTODY FORM

All fields must be completed accurately. Shaded sections for lab use only.

www.phaseonline.com ~ info@phaseonline.com

6630 Baltimore National Pike • Suite 103-A • Baltimore, Maryland 21228 • (410) 747-8770 • (800) 932-9047

①

PSS CLIENT: Gannett Fleming, Inc — OFFICE LOCATION: Baltimore

BILL TO (if different): — PHONE #: 443-562-1292

CONTACT: Steve Slatnick — EMAIL: sslatnick@gfnet.com

PROJECT NAME: Chester River Hospital Center — PROJECT #: 67688

SITE LOCATION: Chestertown, MD — P.O. #: 67688

SAMPLER(S): — DW CERT #:

PSS Work Order #: 2208230 8/23 JC 21

PAGE 3 OF 3

Matrix Codes: SW=Surface Water DW=Drinking Water GW=Ground Water WW=Waste Water O=Oil S=Soil SOL=Solid A=Air WI=Wipe

②

PSS ID	SAMPLE IDENTIFICATION	DATE SAMPLED	TIME SAMPLED	MATRIX Use Codes	# OF CONTAINERS	SAMPLE TYPE: C=COMPOSITE G=GRAB	8015B (DRO)	3630 (DRO using	Silica Gel Cleanup)	8260 (VOCs,	fuel oxygenates,	& naphthalene)	E300.0 Nitrate			
	Preservatives Use Codes						6	6		1,6			6			
	Analysis/ Method Required ③															
	MW-35	8/23/22	1020	GW	4	G	X			X						
	MW-5		1060	GW	5	G	X			X			X			
	MW-56		1105	GW	4	G	X	X		X						Do not analyze for 3630
24	MW-20		1140	GW	4	G	X	X		X						
25	MW-37		1253	GW	4	G	X	X		X						
26	MW-51		1145	GW	4	G	X	X		X						
	MW-19		1320	GW	4	G	X			X						
	MW-4		1355	GW	4	G	X			X						
	MW-21		1410	GW	4	G	X			X						
				GW		G										

Preservative Codes: 1 - HCL; 2 - H_2SO_4; 3 - HNO_3; 4 - NaOH; 5 - E624KIT; 6 - ICE; 7 - Sodium Thiosulfate; 8 - Ascorbic Acid; 9 - TerraCore Kit

8/23/22

⑤

Relinquished By:	Date	Time	Received By:
(1)	8/23/22	1425	
(2)	08/23/22	1630	
(3)			
(4)			

④

Requested TAT (One TAT per COC): ☒ 5-Day ☐ 3-Day ☐ 2-Day ☐ Next Day ☐ Emergency ☐ Other

STATE RESULTS REPORTED TO: ☒ MD ☐ DE ☐ PA ☐ VA ☐ WV ☐ OTHER

COMPLIANCE? ☐ DW ☐ WW

EDD FORMAT TYPE

Ice Present: PRES

Custody Seal: ABS

Coolers: 3 Temp: 6.7-8.6°C

Shipping Carrier: TTC

Special Instructions: CC: Robert Scrafford & Donald Koch

This chain of custody is a legal document. The client (PSS Client), by signing, or having client's agent sign, this "Chain of Custody Form", agrees to pay for the above requested services per the latest version of the Service Brochure or PSS-provided quotation including any and all attorney's or other reasonable fees if collection becomes necessary.

PHASE SEPARATION SCIENCE

6630 Baltimore National Pike
Baltimore, MD 21228
410-747-8770
800-932-9047
www.phaseonline.com

Sample Receipt Checklist

Project Name: Chester River Hospital Center
PSS Project No.: 22082321

Client Name	Gannett Fleming, Inc.	**Received By**	Jillian Chapman
Disposal Date	09/27/2022	**Date Received**	08/23/2022 04:30:00 PM
		Delivered By	Trans Time Express
		Tracking No	Not Applicable
		Logged In By	Jillian Chapman

Shipping Container(s)

No. of Coolers 3

		Ice	Present
Custody Seal(s) Intact?	N/A	Temp (deg C)	8.6
Seal(s) Signed / Dated?	N/A	Temp Blank Present	No

Documentation

		Sampler Name	MS/DS
COC agrees with sample labels?	Yes	MD DW Cert. No.	N/A
Chain of Custody	Yes		

Sample Container

		Custody Seal(s) Intact?	Not Applicable
Appropriate for Specified Analysis?	Yes	Seal(s) Signed / Dated	Not Applicable
Intact?	Yes		
Labeled and Labels Legible?	Yes		

Holding Time

		Total No. of Samples Received	3
All Samples Received Within Holding Time(s)?	Yes	Total No. of Containers Received	3

Preservation

Total Metals	(pH<2)	N/A
Dissolved Metals, filtered within 15 minutes of collection	(pH<2)	N/A
Orthophosphorus, filtered within 15 minutes of collection		N/A
Cyanides	(pH>12)	N/A
Sulfide	(pH>9)	N/A
TOC, DOC (field filtered), COD, Phenols	(pH<2)	N/A
TOX, TKN, NH3, Total Phos	(pH<2)	N/A
VOC, BTEX (VOA Vials Rcvd Preserved)	(pH<2)	N/A
Do VOA vials have zero headspace?		N/A
624 VOC (Rcvd at least one unpreserved VOA vial)		N/A
524 VOC (Rcvd with trip blanks)	(pH<2)	N/A

Comments: (Any "No" response must be detailed in the comments section below.)

For any improper preservation conditions, list sample ID, preservative added (reagent ID number) below as well as documentation of any client notification as well as client instructions. Samples for pH, chlorine and dissolved oxygen should be analyzed as soon as possible, preferably in the field at the time of sampling. Samples which require thermal preservation shall be considered acceptable when received at a temperature above freezing to 6°C. Samples that are hand delivered on the day that they are collected may not meet these criteria but shall be considered acceptable if there is evidence that the chilling process has begun such as arrival on ice.

Samples Inspected/Checklist Completed By: Jillian Chapman Date: 08/23/2022

PM Review and Approval: Jillian Chapman Date: 08/23/2022

PHASE
SEPARATION
SCIENCE

6630 Baltimore National Pike
Baltimore, MD 21228
410-747-8770
800-932-9047
www.phaseonline.com

Certificate of Analysis

Project Name: Chester River Hospital Center
PSS Project No.: 22082530

September 1, 2022

Steve Slatnick
Gannett Fleming, Inc.
7133 Rutherford Road, Suite 300
Baltimore, MD 21244

Reference: PSS Project No: **22082530**
Project Name: Chester River Hospital Center
Project Location: Chestertown, MD
Project ID.: 67688

Dear Steve Slatnick:

This report includes the analytical results from the analyses performed on the samples received under the project name referenced above and identified with the Phase Separation Science (PSS) Project number(s) **22082530**.

All work reported herein has been performed in accordance with current NELAP standards, referenced methodologies, PSS Standard Operating Procedures and the PSS Quality Assurance Manual unless otherwise noted in the Case Narrative Summary. PSS is limited in liability to the actual cost of the sample analysis done.

PSS reserves the right to return any unused samples, extracts or related solutions. Otherwise, the samples are scheduled for disposal, without any further notice, on September 29, 2022, with the exception of air canisters which are cleaned immediately following analysis. This includes any samples that were received with a request to be held but lacked a specific hold period. It is your responsibility to provide a written request defining a specific disposal date if additional storage is required. Upon receipt, the request will be acknowledged by PSS, thus extending the storage period.

This report shall not be reproduced except in full, without the written approval of an authorized PSS representative. A copy of this report will be retained by PSS for at least 5 years, after which time it will be disposed of without further notice, unless prior arrangements have been made.

We thank you for selecting Phase Separation Science, Inc. to serve your analytical needs. If you have any questions concerning this report, do not hesitate to contact us at 410-747-8770 or info@phaseonline.com.

Sincerely,

Dan Prucnal
Laboratory Manager

PHASE SEPARATION SCIENCE

6630 Baltimore National Pike
Baltimore, MD 21228
410-747-8770
800-932-9047
www.phaseonline.com

Explanation of Qualifiers

Project Name: Chester River Hospital Center
PSS Project No.: 22082530

Project ID: 67688

The following samples were received under chain of custody by Phase Separation Science (PSS) on 08/25/2022 at 02:35 pm

PSS Sample ID	Sample ID	Matrix	Date/Time Collected
22082530-001	MW-3	GROUND WATER	08/23/22 14:35
22082530-002	MW-12	GROUND WATER	08/23/22 14:55
22082530-003	RW-6	GROUND WATER	08/23/22 15:15
22082530-004	MW-9	GROUND WATER	08/24/22 08:10
22082530-005	MW-10R	GROUND WATER	08/24/22 08:15
22082530-006	MW-42	GROUND WATER	08/24/22 08:50
22082530-007	MW-32	GROUND WATER	08/24/22 09:00
22082530-008	MW-44	GROUND WATER	08/24/22 09:50
22082530-009	MW-52	GROUND WATER	08/24/22 09:50
22082530-010	Trip Blank	GROUND WATER	08/24/22 00:00
22082530-011	MW-22	GROUND WATER	08/24/22 10:45
22082530-012	MW-31R	GROUND WATER	08/25/22 10:52
22082530-013	MW-43	GROUND WATER	08/25/22 11:35
22082530-014	MW-11	GROUND WATER	08/25/22 11:45
22082530-015	MW-45	GROUND WATER	08/25/22 13:35
22082530-016	MW-53	GROUND WATER	08/24/22 13:50
22082530-017	MW-13	GROUND WATER	08/24/22 14:20
22082530-018	MW-46	GROUND WATER	08/24/22 15:05
22082530-019	RW-4	GROUND WATER	08/24/22 14:40
22082530-020	MW-40	GROUND WATER	08/24/22 15:30
22082530-021	MW-55	GROUND WATER	08/25/22 08:25
22082530-022	RW-5	GROUND WATER	08/25/22 08:35
22082530-023	MW-54	GROUND WATER	08/25/22 09:10
22082530-024	MW-41	GROUND WATER	08/25/22 09:20
22082530-025	MW-47	GROUND WATER	08/25/22 10:00
22082530-026	MW-14	GROUND WATER	08/25/22 10:10
22082530-027	RW-3B	GROUND WATER	08/25/22 10:50
22082530-028	RW-2D	GROUND WATER	08/25/22 11:00

Please reference the Chain of Custody and Sample Receipt Checklist for specific container counts and preservatives. Any sample conditions not in compliance with sample acceptance criteria are described in Case Narrative Summary.

PHASE SEPARATION SCIENCE

6630 Baltimore National Pike
Baltimore, MD 21228
410-747-8770
800-932-9047
www.phaseonline.com

Explanation of Qualifiers

Project Name: Chester River Hospital Center

PSS Project No.: 22082530

Notes:

1. The presence of a common laboratory contaminant such as methylene chloride may be considered a possible laboratory artifact. Where observed, appropriate consideration of data should be taken.
2. Unless otherwise noted in the case narrative, results are reported on a dry weight basis with the exception of pH, flashpoint, moisture, and paint filter test.
3. Drinking water samples collected for the purpose of compliance with SDWA may not be suitable for their intended use unless collected by a certified sampler [COMAR 26.08.05.07.C.2].
4. The analyses of 1,2-dibromo-3-chloropropane (DBCP) and 1,2-dibromoethane (EDB) by EPA 524.2 and calcium, magnesium, sodium and iron by EPA 200.8 are not currently promulgated for use in testing to meet the Safe Drinking Water Act and as such cannot be used for compliance purposes. The listings of the current promulgated methods for testing in compliance with the Safe Drinking Water Act can be found in the 40 CFR part 141.1, for the primary drinking water contaminates, and part 141.3, for the secondary drinking water contaminates.
5. Sample prepared under EPA 3550C with concentrations greater than 20 mg/Kg should employ the microtip extraction procedure if required to meet data quality objectives.
6. The analysis of acrolein by EPA 624 must be analyzed within three days of sampling unless pH is adjusted to 4-5 units [40 CFR part 136.3(e)].
7. Method 180.1, The Determination of Turbidity by Nephelometry, recommends samples over 40 NTU be diluted until the turbidity falls below 40 units. Routine samples over 40 NTU may not be diluted as long as the data quality objectives are not affected.
8. Alkalinity results analyzed by EPA 310.2 that are reported by dilution are estimated and are not in compliance with method requirements.

Standard Flags/Abbreviations:

B	A target analyte or common laboratory contaminant was identified in the method blank. Its presence indicates possible field or laboratory contamination.
C	Results Pending Final Confirmation.
E	The data exceeds the upper calibration limit; therefore, the concentration is reported as estimated.
Fail	The result exceeds the regulatory level for Toxicity Characteristic (TCLP) as cited in 40 CFR 261.24 Table 1.
J	The target analyte was positively identified below the reporting limit but greater than the MDL.
MDL	This is the Laboratory Method Detection Limit which is equivalent to the Limit of Detection (LOD). The LOD is the minimum result, which can be reliably discriminated from a blank with a predetermined confidence level. This value will remain constant across multiple similar instrumentation and among different analysts. An LOD is analyte and matrix specific. instrumentation and among different analysts. An LOD is analyte and matrix specific.
ND	Not Detected at or above the reporting limit.
RL	PSS Reporting Limit.
U	Not detected.

Certifications:

NELAP Certifications: PA 68-03330, VA 460156
State Certifications: MD 179, WV 303
Regulated Soil Permit: P330-12-00268
NSWC USCG Accepted Laboratory
LDBE MWAA LD1997-0041-2015

PHASE SEPARATION SCIENCE

6630 Baltimore National Pike
Baltimore, MD 21228
410-747-8770
800-932-9047
www.phaseonline.com

Certificate of Analysis

Project Name: Chester River Hospital Center
PSS Project No.: 22082530

Sample ID: MW-3 **Date/Time Sampled: 08/23/2022 14:35** **PSS Sample ID: 22082530-001**
Matrix: GROUND WATER **Date/Time Received: 08/25/2022 14:35**

Total Petroleum Hydrocarbons - DRO Analytical Method: SW-846 8015C DRO Preparation Method: SW3510C

	Result	Units	RL	Flag	Dil	Prepared	Analyzed	Analyst
TPH-DRO (Diesel Range Organics)	**0.35**	mg/L	0.10		1	08/26/22	08/26/22 17:25	1069
Surrogate(s)	***Recovery***		***Limits***					
o-Terphenyl	*74*	*%*	*52-100*		*1*	*08/26/22*	*08/26/22 17:25*	*1069*

TCL Volatiles plus Oxygenates Analytical Method: SW-846 8260 D Preparation Method: SW5030B

Qualifier(s): See Batch 196702 on Case Narrative.

	Result	Units	RL	Flag	Dil	Prepared	Analyzed	Analyst
Acetone	ND	ug/L	5.0		1	08/27/22	08/27/22 10:44	1011
tert-Amyl alcohol	ND	ug/L	5.0		1	08/27/22	08/27/22 10:44	1011
tert-Amyl ethyl ether	ND	ug/L	1.0		1	08/27/22	08/27/22 10:44	1011
tert-Amyl methyl ether	ND	ug/L	1.0		1	08/27/22	08/27/22 10:44	1011
Benzene	ND	ug/L	1.0		1	08/27/22	08/27/22 10:44	1011
Bromochloromethane	ND	ug/L	1.0		1	08/27/22	08/27/22 10:44	1011
Bromodichloromethane	ND	ug/L	1.0		1	08/27/22	08/27/22 10:44	1011
Bromoform	ND	ug/L	1.0		1	08/27/22	08/27/22 10:44	1011
Bromomethane	ND	ug/L	1.0		1	08/27/22	08/27/22 10:44	1011
tert-Butyl alcohol	ND	ug/L	5.0		1	08/27/22	08/27/22 10:44	1011
2-Butanone (MEK)	ND	ug/L	5.0		1	08/27/22	08/27/22 10:44	1011
tert-Butyl ethyl ether	ND	ug/L	1.0		1	08/27/22	08/27/22 10:44	1011
Carbon Disulfide	ND	ug/L	1.0		1	08/27/22	08/27/22 10:44	1011
Carbon tetrachloride	ND	ug/L	1.0		1	08/27/22	08/27/22 10:44	1011
Chlorobenzene	ND	ug/L	1.0		1	08/27/22	08/27/22 10:44	1011
Chloroethane	ND	ug/L	1.0		1	08/27/22	08/27/22 10:44	1011
Chloroform	ND	ug/L	1.0		1	08/27/22	08/27/22 10:44	1011
Chloromethane	ND	ug/L	1.0		1	08/27/22	08/27/22 10:44	1011
Cyclohexane	ND	ug/L	1.0		1	08/27/22	08/27/22 10:44	1011
1,2-Dibromo-3-chloropropane	ND	ug/L	1.0		1	08/27/22	08/27/22 10:44	1011
Dibromochloromethane	ND	ug/L	1.0		1	08/27/22	08/27/22 10:44	1011
1,2-Dibromoethane	ND	ug/L	1.0		1	08/27/22	08/27/22 10:44	1011
1,2-Dichlorobenzene	ND	ug/L	1.0		1	08/27/22	08/27/22 10:44	1011
1,3-Dichlorobenzene	ND	ug/L	1.0		1	08/27/22	08/27/22 10:44	1011
Dichlorodifluoromethane	ND	ug/L	1.0		1	08/27/22	08/27/22 10:44	1011
1,4-Dichlorobenzene	ND	ug/L	1.0		1	08/27/22	08/27/22 10:44	1011
1,1-Dichloroethane	ND	ug/L	1.0		1	08/27/22	08/27/22 10:44	1011

PHASE SEPARATION SCIENCE

6630 Baltimore National Pike
Baltimore, MD 21228
410-747-8770
800-932-9047
www.phaseonline.com

Certificate of Analysis

Project Name: Chester River Hospital Center
PSS Project No.: 22082530

Sample ID: MW-3 **Date/Time Sampled: 08/23/2022 14:35** **PSS Sample ID: 22082530-001**
Matrix: GROUND WATER **Date/Time Received: 08/25/2022 14:35**

TCL Volatiles plus Oxygenates Analytical Method: SW-846 8260 D Preparation Method: SW5030B

Qualifier(s): See Batch 196702 on Case Narrative.

	Result	Units	RL	Flag	Dil	Prepared	Analyzed	Analyst
1,2-Dichloroethane	ND	ug/L	1.0		1	08/27/22	08/27/22 10:44	1011
cis-1,2-Dichloroethene	ND	ug/L	1.0		1	08/27/22	08/27/22 10:44	1011
1,1-Dichloroethene	ND	ug/L	1.0		1	08/27/22	08/27/22 10:44	1011
1,2-Dichloropropane	ND	ug/L	1.0		1	08/27/22	08/27/22 10:44	1011
cis-1,3-Dichloropropene	ND	ug/L	1.0		1	08/27/22	08/27/22 10:44	1011
trans-1,3-Dichloropropene	ND	ug/L	1.0		1	08/27/22	08/27/22 10:44	1011
trans-1,2-Dichloroethene	ND	ug/L	1.0		1	08/27/22	08/27/22 10:44	1011
Diisopropyl ether	ND	ug/L	1.0		1	08/27/22	08/27/22 10:44	1011
Ethylbenzene	ND	ug/L	1.0		1	08/27/22	08/27/22 10:44	1011
2-Hexanone (MBK)	ND	ug/L	5.0		1	08/27/22	08/27/22 10:44	1011
Isopropylbenzene	ND	ug/L	1.0		1	08/27/22	08/27/22 10:44	1011
Methyl Acetate	ND	ug/L	1.0		1	08/27/22	08/27/22 10:44	1011
Methylcyclohexane	ND	ug/L	1.0		1	08/27/22	08/27/22 10:44	1011
Methylene chloride	ND	ug/L	1.0		1	08/27/22	08/27/22 10:44	1011
4-Methyl-2-Pentanone (MIBK)	ND	ug/L	5.0		1	08/27/22	08/27/22 10:44	1011
Methyl-t-Butyl Ether	ND	ug/L	1.0		1	08/27/22	08/27/22 10:44	1011
Naphthalene	ND	ug/L	1.0		1	08/27/22	08/27/22 10:44	1011
Styrene	ND	ug/L	1.0		1	08/27/22	08/27/22 10:44	1011
1,1,2,2-Tetrachloroethane	ND	ug/L	1.0		1	08/27/22	08/27/22 10:44	1011
Tetrachloroethene	ND	ug/L	1.0		1	08/27/22	08/27/22 10:44	1011
Toluene	ND	ug/L	1.0		1	08/27/22	08/27/22 10:44	1011
1,2,3-Trichlorobenzene	ND	ug/L	1.0		1	08/27/22	08/27/22 10:44	1011
1,2,4-Trichlorobenzene	ND	ug/L	1.0		1	08/27/22	08/27/22 10:44	1011
1,1,1-Trichloroethane	ND	ug/L	1.0		1	08/27/22	08/27/22 10:44	1011
Trichloroethene	ND	ug/L	1.0		1	08/27/22	08/27/22 10:44	1011
1,1,2-Trichloroethane	ND	ug/L	1.0		1	08/27/22	08/27/22 10:44	1011
Trichlorofluoromethane	ND	ug/L	1.0		1	08/27/22	08/27/22 10:44	1011
1,1,2-Trichlorotrifluoroethane	ND	ug/L	1.0		1	08/27/22	08/27/22 10:44	1011
Vinyl chloride	ND	ug/L	1.0		1	08/27/22	08/27/22 10:44	1011
m&p-Xylene	ND	ug/L	2.0		1	08/27/22	08/27/22 10:44	1011
o-Xylene	ND	ug/L	1.0		1	08/27/22	08/27/22 10:44	1011

Surrogate(s)	*Recovery*		*Limits*				
4-Bromofluorobenzene	*100*	*%*	*88-120*	*1*	*08/27/22*	*08/27/22 10:44*	*1011*
Dibromofluoromethane	*101*	*%*	*92-107*	*1*	*08/27/22*	*08/27/22 10:44*	*1011*
Toluene-D8	*100*	*%*	*95-106*	*1*	*08/27/22*	*08/27/22 10:44*	*1011*

PHASE SEPARATION SCIENCE

6630 Baltimore National Pike
Baltimore, MD 21228
410-747-8770
800-932-9047
www.phaseonline.com

Certificate of Analysis

Project Name: Chester River Hospital Center
PSS Project No.: 22082530

Sample ID: MW-12 **Date/Time Sampled: 08/23/2022 14:55** **PSS Sample ID: 22082530-002**
Matrix: GROUND WATER **Date/Time Received: 08/25/2022 14:35**

Total Petroleum Hydrocarbons - DRO Analytical Method: SW-846 8015C DRO Preparation Method: SW3510C

	Result	Units	RL	Flag	Dil	Prepared	Analyzed	Analyst
TPH-DRO (Diesel Range Organics)	ND	mg/L	0.10		1	08/26/22	08/26/22 14:06	1069
Surrogate(s)	***Recovery***		***Limits***					
o-Terphenyl	*86*	*%*	*52-100*		*1*	*08/26/22*	*08/26/22 14:06*	*1069*

TCL Volatiles plus Oxygenates Analytical Method: SW-846 8260 D Preparation Method: SW5030B

Qualifier(s): See Batch 196702 on Case Narrative.

	Result	Units	RL	Flag	Dil	Prepared	Analyzed	Analyst
Acetone	ND	ug/L	5.0		1	08/27/22	08/27/22 13:05	1011
tert-Amyl alcohol	ND	ug/L	5.0		1	08/27/22	08/27/22 13:05	1011
tert-Amyl ethyl ether	ND	ug/L	1.0		1	08/27/22	08/27/22 13:05	1011
tert-Amyl methyl ether	ND	ug/L	1.0		1	08/27/22	08/27/22 13:05	1011
Benzene	ND	ug/L	1.0		1	08/27/22	08/27/22 13:05	1011
Bromochloromethane	ND	ug/L	1.0		1	08/27/22	08/27/22 13:05	1011
Bromodichloromethane	ND	ug/L	1.0		1	08/27/22	08/27/22 13:05	1011
Bromoform	ND	ug/L	1.0		1	08/27/22	08/27/22 13:05	1011
Bromomethane	ND	ug/L	1.0		1	08/27/22	08/27/22 13:05	1011
tert-Butyl alcohol	ND	ug/L	5.0		1	08/27/22	08/27/22 13:05	1011
2-Butanone (MEK)	ND	ug/L	5.0		1	08/27/22	08/27/22 13:05	1011
tert-Butyl ethyl ether	ND	ug/L	1.0		1	08/27/22	08/27/22 13:05	1011
Carbon Disulfide	ND	ug/L	1.0		1	08/27/22	08/27/22 13:05	1011
Carbon tetrachloride	ND	ug/L	1.0		1	08/27/22	08/27/22 13:05	1011
Chlorobenzene	ND	ug/L	1.0		1	08/27/22	08/27/22 13:05	1011
Chloroethane	ND	ug/L	1.0		1	08/27/22	08/27/22 13:05	1011
Chloroform	ND	ug/L	1.0		1	08/27/22	08/27/22 13:05	1011
Chloromethane	ND	ug/L	1.0		1	08/27/22	08/27/22 13:05	1011
Cyclohexane	ND	ug/L	1.0		1	08/27/22	08/27/22 13:05	1011
1,2-Dibromo-3-chloropropane	ND	ug/L	1.0		1	08/27/22	08/27/22 13:05	1011
Dibromochloromethane	ND	ug/L	1.0		1	08/27/22	08/27/22 13:05	1011
1,2-Dibromoethane	ND	ug/L	1.0		1	08/27/22	08/27/22 13:05	1011
1,2-Dichlorobenzene	ND	ug/L	1.0		1	08/27/22	08/27/22 13:05	1011
1,3-Dichlorobenzene	ND	ug/L	1.0		1	08/27/22	08/27/22 13:05	1011
Dichlorodifluoromethane	ND	ug/L	1.0		1	08/27/22	08/27/22 13:05	1011
1,4-Dichlorobenzene	ND	ug/L	1.0		1	08/27/22	08/27/22 13:05	1011
1,1-Dichloroethane	ND	ug/L	1.0		1	08/27/22	08/27/22 13:05	1011

PHASE SEPARATION SCIENCE

6630 Baltimore National Pike
Baltimore, MD 21228
410-747-8770
800-932-9047
www.phaseonline.com

Certificate of Analysis

Project Name: Chester River Hospital Center
PSS Project No.: 22082530

Sample ID: MW-12 **Date/Time Sampled: 08/23/2022 14:55** **PSS Sample ID: 22082530-002**
Matrix: GROUND WATER **Date/Time Received: 08/25/2022 14:35**

TCL Volatiles plus Oxygenates Analytical Method: SW-846 8260 D Preparation Method: SW5030B

Qualifier(s): See Batch 196702 on Case Narrative.

	Result	Units	RL	Flag	Dil	Prepared	Analyzed	Analyst
1,2-Dichloroethane	ND	ug/L	1.0		1	08/27/22	08/27/22 13:05	1011
cis-1,2-Dichloroethene	ND	ug/L	1.0		1	08/27/22	08/27/22 13:05	1011
1,1-Dichloroethene	ND	ug/L	1.0		1	08/27/22	08/27/22 13:05	1011
1,2-Dichloropropane	ND	ug/L	1.0		1	08/27/22	08/27/22 13:05	1011
cis-1,3-Dichloropropene	ND	ug/L	1.0		1	08/27/22	08/27/22 13:05	1011
trans-1,3-Dichloropropene	ND	ug/L	1.0		1	08/27/22	08/27/22 13:05	1011
trans-1,2-Dichloroethene	ND	ug/L	1.0		1	08/27/22	08/27/22 13:05	1011
Diisopropyl ether	ND	ug/L	1.0		1	08/27/22	08/27/22 13:05	1011
Ethylbenzene	ND	ug/L	1.0		1	08/27/22	08/27/22 13:05	1011
2-Hexanone (MBK)	ND	ug/L	5.0		1	08/27/22	08/27/22 13:05	1011
Isopropylbenzene	ND	ug/L	1.0		1	08/27/22	08/27/22 13:05	1011
Methyl Acetate	ND	ug/L	1.0		1	08/27/22	08/27/22 13:05	1011
Methylcyclohexane	ND	ug/L	1.0		1	08/27/22	08/27/22 13:05	1011
Methylene chloride	ND	ug/L	1.0		1	08/27/22	08/27/22 13:05	1011
4-Methyl-2-Pentanone (MIBK)	ND	ug/L	5.0		1	08/27/22	08/27/22 13:05	1011
Methyl-t-Butyl Ether	ND	ug/L	1.0		1	08/27/22	08/27/22 13:05	1011
Naphthalene	ND	ug/L	1.0		1	08/27/22	08/27/22 13:05	1011
Styrene	ND	ug/L	1.0		1	08/27/22	08/27/22 13:05	1011
1,1,2,2-Tetrachloroethane	ND	ug/L	1.0		1	08/27/22	08/27/22 13:05	1011
Tetrachloroethene	ND	ug/L	1.0		1	08/27/22	08/27/22 13:05	1011
Toluene	ND	ug/L	1.0		1	08/27/22	08/27/22 13:05	1011
1,2,3-Trichlorobenzene	ND	ug/L	1.0		1	08/27/22	08/27/22 13:05	1011
1,2,4-Trichlorobenzene	ND	ug/L	1.0		1	08/27/22	08/27/22 13:05	1011
1,1,1-Trichloroethane	ND	ug/L	1.0		1	08/27/22	08/27/22 13:05	1011
Trichloroethene	ND	ug/L	1.0		1	08/27/22	08/27/22 13:05	1011
1,1,2-Trichloroethane	ND	ug/L	1.0		1	08/27/22	08/27/22 13:05	1011
Trichlorofluoromethane	ND	ug/L	1.0		1	08/27/22	08/27/22 13:05	1011
1,1,2-Trichlorotrifluoroethane	ND	ug/L	1.0		1	08/27/22	08/27/22 13:05	1011
Vinyl chloride	ND	ug/L	1.0		1	08/27/22	08/27/22 13:05	1011
m&p-Xylene	ND	ug/L	2.0		1	08/27/22	08/27/22 13:05	1011
o-Xylene	ND	ug/L	1.0		1	08/27/22	08/27/22 13:05	1011

Surrogate(s)	*Recovery*		*Limits*				
4-Bromofluorobenzene	*102*	*%*	*88-120*	*1*	*08/27/22*	*08/27/22 13:05*	*1011*
Dibromofluoromethane	*99*	*%*	*92-107*	*1*	*08/27/22*	*08/27/22 13:05*	*1011*
Toluene-D8	*99*	*%*	*95-106*	*1*	*08/27/22*	*08/27/22 13:05*	*1011*

PHASE SEPARATION SCIENCE

6630 Baltimore National Pike
Baltimore, MD 21228
410-747-8770
800-932-9047
www.phaseonline.com

Certificate of Analysis

Project Name: Chester River Hospital Center
PSS Project No.: 22082530

Sample ID: RW-6 **Date/Time Sampled: 08/23/2022 15:15** **PSS Sample ID: 22082530-003**
Matrix: GROUND WATER **Date/Time Received: 08/25/2022 14:35**

Total Petroleum Hydrocarbons - DRO Analytical Method: SW-846 8015C DRO Preparation Method: SW3510C

	Result	Units	RL	Flag	Dil	Prepared	Analyzed	Analyst
TPH-DRO (Diesel Range Organics)	ND	mg/L	0.10		1	08/26/22	08/26/22 17:00	1069
Surrogate(s)	***Recovery***		***Limits***					
o-Terphenyl	*75*	*%*	*52-100*		*1*	*08/26/22*	*08/26/22 17:00*	*1069*

TCL Volatiles plus Oxygenates Analytical Method: SW-846 8260 D Preparation Method: SW5030B

Qualifier(s): See Batch 196702 on Case Narrative.

	Result	Units	RL	Flag	Dil	Prepared	Analyzed	Analyst
Acetone	ND	ug/L	5.0		1	08/27/22	08/27/22 13:28	1011
tert-Amyl alcohol	ND	ug/L	5.0		1	08/27/22	08/27/22 13:28	1011
tert-Amyl ethyl ether	ND	ug/L	1.0		1	08/27/22	08/27/22 13:28	1011
tert-Amyl methyl ether	ND	ug/L	1.0		1	08/27/22	08/27/22 13:28	1011
Benzene	ND	ug/L	1.0		1	08/27/22	08/27/22 13:28	1011
Bromochloromethane	ND	ug/L	1.0		1	08/27/22	08/27/22 13:28	1011
Bromodichloromethane	ND	ug/L	1.0		1	08/27/22	08/27/22 13:28	1011
Bromoform	ND	ug/L	1.0		1	08/27/22	08/27/22 13:28	1011
Bromomethane	ND	ug/L	1.0		1	08/27/22	08/27/22 13:28	1011
tert-Butyl alcohol	ND	ug/L	5.0		1	08/27/22	08/27/22 13:28	1011
2-Butanone (MEK)	ND	ug/L	5.0		1	08/27/22	08/27/22 13:28	1011
tert-Butyl ethyl ether	ND	ug/L	1.0		1	08/27/22	08/27/22 13:28	1011
Carbon Disulfide	ND	ug/L	1.0		1	08/27/22	08/27/22 13:28	1011
Carbon tetrachloride	ND	ug/L	1.0		1	08/27/22	08/27/22 13:28	1011
Chlorobenzene	ND	ug/L	1.0		1	08/27/22	08/27/22 13:28	1011
Chloroethane	ND	ug/L	1.0		1	08/27/22	08/27/22 13:28	1011
Chloroform	ND	ug/L	1.0		1	08/27/22	08/27/22 13:28	1011
Chloromethane	ND	ug/L	1.0		1	08/27/22	08/27/22 13:28	1011
Cyclohexane	ND	ug/L	1.0		1	08/27/22	08/27/22 13:28	1011
1,2-Dibromo-3-chloropropane	ND	ug/L	1.0		1	08/27/22	08/27/22 13:28	1011
Dibromochloromethane	ND	ug/L	1.0		1	08/27/22	08/27/22 13:28	1011
1,2-Dibromoethane	ND	ug/L	1.0		1	08/27/22	08/27/22 13:28	1011
1,2-Dichlorobenzene	ND	ug/L	1.0		1	08/27/22	08/27/22 13:28	1011
1,3-Dichlorobenzene	ND	ug/L	1.0		1	08/27/22	08/27/22 13:28	1011
Dichlorodifluoromethane	ND	ug/L	1.0		1	08/27/22	08/27/22 13:28	1011
1,4-Dichlorobenzene	ND	ug/L	1.0		1	08/27/22	08/27/22 13:28	1011
1,1-Dichloroethane	ND	ug/L	1.0		1	08/27/22	08/27/22 13:28	1011

PHASE SEPARATION SCIENCE

6630 Baltimore National Pike
Baltimore, MD 21228
410-747-8770
800-932-9047
www.phaseonline.com

Certificate of Analysis

Project Name: Chester River Hospital Center
PSS Project No.: 22082530

Sample ID: RW-6 **Date/Time Sampled: 08/23/2022 15:15** **PSS Sample ID: 22082530-003**
Matrix: GROUND WATER **Date/Time Received: 08/25/2022 14:35**

TCL Volatiles plus Oxygenates Analytical Method: SW-846 8260 D Preparation Method: SW5030B

Qualifier(s): See Batch 196702 on Case Narrative.

	Result	Units	RL	Flag	Dil	Prepared	Analyzed	Analyst
1,2-Dichloroethane	ND	ug/L	1.0		1	08/27/22	08/27/22 13:28	1011
cis-1,2-Dichloroethene	ND	ug/L	1.0		1	08/27/22	08/27/22 13:28	1011
1,1-Dichloroethene	ND	ug/L	1.0		1	08/27/22	08/27/22 13:28	1011
1,2-Dichloropropane	ND	ug/L	1.0		1	08/27/22	08/27/22 13:28	1011
cis-1,3-Dichloropropene	ND	ug/L	1.0		1	08/27/22	08/27/22 13:28	1011
trans-1,3-Dichloropropene	ND	ug/L	1.0		1	08/27/22	08/27/22 13:28	1011
trans-1,2-Dichloroethene	ND	ug/L	1.0		1	08/27/22	08/27/22 13:28	1011
Diisopropyl ether	ND	ug/L	1.0		1	08/27/22	08/27/22 13:28	1011
Ethylbenzene	ND	ug/L	1.0		1	08/27/22	08/27/22 13:28	1011
2-Hexanone (MBK)	ND	ug/L	5.0		1	08/27/22	08/27/22 13:28	1011
Isopropylbenzene	ND	ug/L	1.0		1	08/27/22	08/27/22 13:28	1011
Methyl Acetate	ND	ug/L	1.0		1	08/27/22	08/27/22 13:28	1011
Methylcyclohexane	ND	ug/L	1.0		1	08/27/22	08/27/22 13:28	1011
Methylene chloride	ND	ug/L	1.0		1	08/27/22	08/27/22 13:28	1011
4-Methyl-2-Pentanone (MIBK)	ND	ug/L	5.0		1	08/27/22	08/27/22 13:28	1011
Methyl-t-Butyl Ether	ND	ug/L	1.0		1	08/27/22	08/27/22 13:28	1011
Naphthalene	ND	ug/L	1.0		1	08/27/22	08/27/22 13:28	1011
Styrene	ND	ug/L	1.0		1	08/27/22	08/27/22 13:28	1011
1,1,2,2-Tetrachloroethane	ND	ug/L	1.0		1	08/27/22	08/27/22 13:28	1011
Tetrachloroethene	ND	ug/L	1.0		1	08/27/22	08/27/22 13:28	1011
Toluene	ND	ug/L	1.0		1	08/27/22	08/27/22 13:28	1011
1,2,3-Trichlorobenzene	ND	ug/L	1.0		1	08/27/22	08/27/22 13:28	1011
1,2,4-Trichlorobenzene	ND	ug/L	1.0		1	08/27/22	08/27/22 13:28	1011
1,1,1-Trichloroethane	ND	ug/L	1.0		1	08/27/22	08/27/22 13:28	1011
Trichloroethene	ND	ug/L	1.0		1	08/27/22	08/27/22 13:28	1011
1,1,2-Trichloroethane	ND	ug/L	1.0		1	08/27/22	08/27/22 13:28	1011
Trichlorofluoromethane	ND	ug/L	1.0		1	08/27/22	08/27/22 13:28	1011
1,1,2-Trichlorotrifluoroethane	ND	ug/L	1.0		1	08/27/22	08/27/22 13:28	1011
Vinyl chloride	ND	ug/L	1.0		1	08/27/22	08/27/22 13:28	1011
m&p-Xylene	ND	ug/L	2.0		1	08/27/22	08/27/22 13:28	1011
o-Xylene	ND	ug/L	1.0		1	08/27/22	08/27/22 13:28	1011

Surrogate(s)	*Recovery*		*Limits*				
4-Bromofluorobenzene	*98*	*%*	*88-120*	*1*	*08/27/22*	*08/27/22 13:28*	*1011*
Dibromofluoromethane	*99*	*%*	*92-107*	*1*	*08/27/22*	*08/27/22 13:28*	*1011*
Toluene-D8	*100*	*%*	*95-106*	*1*	*08/27/22*	*08/27/22 13:28*	*1011*

PHASE SEPARATION SCIENCE

6630 Baltimore National Pike
Baltimore, MD 21228
410-747-8770
800-932-9047
www.phaseonline.com

Certificate of Analysis

Project Name: Chester River Hospital Center
PSS Project No.: 22082530

Sample ID: MW-9 **Date/Time Sampled: 08/24/2022 08:10** **PSS Sample ID: 22082530-004**
Matrix: GROUND WATER **Date/Time Received: 08/25/2022 14:35**

Total Petroleum Hydrocarbons - DRO Analytical Method: SW-846 8015C DRO Preparation Method: SW3510C

	Result	Units	RL	Flag	Dil	Prepared	Analyzed	Analyst
TPH-DRO (Diesel Range Organics)	**0.47**	mg/L	0.10		1	08/26/22	08/26/22 14:31	1069
Surrogate(s)	***Recovery***		***Limits***					
o-Terphenyl	*77*	*%*	*52-100*		*1*	*08/26/22*	*08/26/22 14:31*	*1069*

TCL Volatiles plus Oxygenates Analytical Method: SW-846 8260 D Preparation Method: SW5030B

Qualifier(s): See Batch 196702 on Case Narrative.

	Result	Units	RL	Flag	Dil	Prepared	Analyzed	Analyst
Acetone	ND	ug/L	5.0		1	08/27/22	08/27/22 13:51	1011
tert-Amyl alcohol	ND	ug/L	5.0		1	08/27/22	08/27/22 13:51	1011
tert-Amyl ethyl ether	ND	ug/L	1.0		1	08/27/22	08/27/22 13:51	1011
tert-Amyl methyl ether	ND	ug/L	1.0		1	08/27/22	08/27/22 13:51	1011
Benzene	ND	ug/L	1.0		1	08/27/22	08/27/22 13:51	1011
Bromochloromethane	ND	ug/L	1.0		1	08/27/22	08/27/22 13:51	1011
Bromodichloromethane	ND	ug/L	1.0		1	08/27/22	08/27/22 13:51	1011
Bromoform	ND	ug/L	1.0		1	08/27/22	08/27/22 13:51	1011
Bromomethane	ND	ug/L	1.0		1	08/27/22	08/27/22 13:51	1011
tert-Butyl alcohol	ND	ug/L	5.0		1	08/27/22	08/27/22 13:51	1011
2-Butanone (MEK)	ND	ug/L	5.0		1	08/27/22	08/27/22 13:51	1011
tert-Butyl ethyl ether	ND	ug/L	1.0		1	08/27/22	08/27/22 13:51	1011
Carbon Disulfide	ND	ug/L	1.0		1	08/27/22	08/27/22 13:51	1011
Carbon tetrachloride	ND	ug/L	1.0		1	08/27/22	08/27/22 13:51	1011
Chlorobenzene	ND	ug/L	1.0		1	08/27/22	08/27/22 13:51	1011
Chloroethane	ND	ug/L	1.0		1	08/27/22	08/27/22 13:51	1011
Chloroform	ND	ug/L	1.0		1	08/27/22	08/27/22 13:51	1011
Chloromethane	ND	ug/L	1.0		1	08/27/22	08/27/22 13:51	1011
Cyclohexane	ND	ug/L	1.0		1	08/27/22	08/27/22 13:51	1011
1,2-Dibromo-3-chloropropane	ND	ug/L	1.0		1	08/27/22	08/27/22 13:51	1011
Dibromochloromethane	ND	ug/L	1.0		1	08/27/22	08/27/22 13:51	1011
1,2-Dibromoethane	ND	ug/L	1.0		1	08/27/22	08/27/22 13:51	1011
1,2-Dichlorobenzene	ND	ug/L	1.0		1	08/27/22	08/27/22 13:51	1011
1,3-Dichlorobenzene	ND	ug/L	1.0		1	08/27/22	08/27/22 13:51	1011
Dichlorodifluoromethane	ND	ug/L	1.0		1	08/27/22	08/27/22 13:51	1011
1,4-Dichlorobenzene	ND	ug/L	1.0		1	08/27/22	08/27/22 13:51	1011
1,1-Dichloroethane	ND	ug/L	1.0		1	08/27/22	08/27/22 13:51	1011

PHASE SEPARATION SCIENCE

6630 Baltimore National Pike
Baltimore, MD 21228
410-747-8770
800-932-9047
www.phaseonline.com

Certificate of Analysis

Project Name: Chester River Hospital Center
PSS Project No.: 22082530

Sample ID: MW-9 **Date/Time Sampled: 08/24/2022 08:10** **PSS Sample ID: 22082530-004**
Matrix: GROUND WATER **Date/Time Received: 08/25/2022 14:35**

TCL Volatiles plus Oxygenates Analytical Method: SW-846 8260 D Preparation Method: SW5030B

Qualifier(s): See Batch 196702 on Case Narrative.

	Result	Units	RL	Flag	Dil	Prepared	Analyzed	Analyst
1,2-Dichloroethane	ND	ug/L	1.0		1	08/27/22	08/27/22 13:51	1011
cis-1,2-Dichloroethene	ND	ug/L	1.0		1	08/27/22	08/27/22 13:51	1011
1,1-Dichloroethene	ND	ug/L	1.0		1	08/27/22	08/27/22 13:51	1011
1,2-Dichloropropane	ND	ug/L	1.0		1	08/27/22	08/27/22 13:51	1011
cis-1,3-Dichloropropene	ND	ug/L	1.0		1	08/27/22	08/27/22 13:51	1011
trans-1,3-Dichloropropene	ND	ug/L	1.0		1	08/27/22	08/27/22 13:51	1011
trans-1,2-Dichloroethene	ND	ug/L	1.0		1	08/27/22	08/27/22 13:51	1011
Diisopropyl ether	ND	ug/L	1.0		1	08/27/22	08/27/22 13:51	1011
Ethylbenzene	ND	ug/L	1.0		1	08/27/22	08/27/22 13:51	1011
2-Hexanone (MBK)	ND	ug/L	5.0		1	08/27/22	08/27/22 13:51	1011
Isopropylbenzene	ND	ug/L	1.0		1	08/27/22	08/27/22 13:51	1011
Methyl Acetate	ND	ug/L	1.0		1	08/27/22	08/27/22 13:51	1011
Methylcyclohexane	ND	ug/L	1.0		1	08/27/22	08/27/22 13:51	1011
Methylene chloride	ND	ug/L	1.0		1	08/27/22	08/27/22 13:51	1011
4-Methyl-2-Pentanone (MIBK)	ND	ug/L	5.0		1	08/27/22	08/27/22 13:51	1011
Methyl-t-Butyl Ether	ND	ug/L	1.0		1	08/27/22	08/27/22 13:51	1011
Naphthalene	ND	ug/L	1.0		1	08/27/22	08/27/22 13:51	1011
Styrene	ND	ug/L	1.0		1	08/27/22	08/27/22 13:51	1011
1,1,2,2-Tetrachloroethane	ND	ug/L	1.0		1	08/27/22	08/27/22 13:51	1011
Tetrachloroethene	ND	ug/L	1.0		1	08/27/22	08/27/22 13:51	1011
Toluene	ND	ug/L	1.0		1	08/27/22	08/27/22 13:51	1011
1,2,3-Trichlorobenzene	ND	ug/L	1.0		1	08/27/22	08/27/22 13:51	1011
1,2,4-Trichlorobenzene	ND	ug/L	1.0		1	08/27/22	08/27/22 13:51	1011
1,1,1-Trichloroethane	ND	ug/L	1.0		1	08/27/22	08/27/22 13:51	1011
Trichloroethene	ND	ug/L	1.0		1	08/27/22	08/27/22 13:51	1011
1,1,2-Trichloroethane	ND	ug/L	1.0		1	08/27/22	08/27/22 13:51	1011
Trichlorofluoromethane	ND	ug/L	1.0		1	08/27/22	08/27/22 13:51	1011
1,1,2-Trichlorotrifluoroethane	ND	ug/L	1.0		1	08/27/22	08/27/22 13:51	1011
Vinyl chloride	ND	ug/L	1.0		1	08/27/22	08/27/22 13:51	1011
m&p-Xylene	ND	ug/L	2.0		1	08/27/22	08/27/22 13:51	1011
o-Xylene	ND	ug/L	1.0		1	08/27/22	08/27/22 13:51	1011

Surrogate(s)	*Recovery*		*Limits*				
4-Bromofluorobenzene	*98*	*%*	*88-120*		*1*	*08/27/22*	*08/27/22 13:51*	*1011*
Dibromofluoromethane	*99*	*%*	*92-107*		*1*	*08/27/22*	*08/27/22 13:51*	*1011*
Toluene-D8	*100*	*%*	*95-106*		*1*	*08/27/22*	*08/27/22 13:51*	*1011*

PHASE SEPARATION SCIENCE

6630 Baltimore National Pike
Baltimore, MD 21228
410-747-8770
800-932-9047
www.phaseonline.com

Certificate of Analysis

Project Name: Chester River Hospital Center
PSS Project No.: 22082530

Sample ID: MW-10R **Date/Time Sampled: 08/24/2022 08:15** **PSS Sample ID: 22082530-005**
Matrix: GROUND WATER **Date/Time Received: 08/25/2022 14:35**

Total Petroleum Hydrocarbons - DRO Analytical Method: SW-846 8015C DRO Preparation Method: SW3510C

	Result	Units	RL	Flag	Dil	Prepared	Analyzed	Analyst
TPH-DRO (Diesel Range Organics)	ND	mg/L	0.10		1	08/26/22	08/26/22 14:55	1069
Surrogate(s)	***Recovery***		***Limits***					
o-Terphenyl	*76*	*%*	*52-100*		*1*	*08/26/22*	*08/26/22 14:55*	*1069*

TCL Volatiles plus Oxygenates Analytical Method: SW-846 8260 D Preparation Method: SW5030B

Qualifier(s): See Batch 196702 on Case Narrative.

	Result	Units	RL	Flag	Dil	Prepared	Analyzed	Analyst
Acetone	ND	ug/L	5.0		1	08/27/22	08/27/22 14:13	1011
tert-Amyl alcohol	ND	ug/L	5.0		1	08/27/22	08/27/22 14:13	1011
tert-Amyl ethyl ether	ND	ug/L	1.0		1	08/27/22	08/27/22 14:13	1011
tert-Amyl methyl ether	ND	ug/L	1.0		1	08/27/22	08/27/22 14:13	1011
Benzene	ND	ug/L	1.0		1	08/27/22	08/27/22 14:13	1011
Bromochloromethane	ND	ug/L	1.0		1	08/27/22	08/27/22 14:13	1011
Bromodichloromethane	ND	ug/L	1.0		1	08/27/22	08/27/22 14:13	1011
Bromoform	ND	ug/L	1.0		1	08/27/22	08/27/22 14:13	1011
Bromomethane	ND	ug/L	1.0		1	08/27/22	08/27/22 14:13	1011
tert-Butyl alcohol	ND	ug/L	5.0		1	08/27/22	08/27/22 14:13	1011
2-Butanone (MEK)	ND	ug/L	5.0		1	08/27/22	08/27/22 14:13	1011
tert-Butyl ethyl ether	ND	ug/L	1.0		1	08/27/22	08/27/22 14:13	1011
Carbon Disulfide	ND	ug/L	1.0		1	08/27/22	08/27/22 14:13	1011
Carbon tetrachloride	ND	ug/L	1.0		1	08/27/22	08/27/22 14:13	1011
Chlorobenzene	ND	ug/L	1.0		1	08/27/22	08/27/22 14:13	1011
Chloroethane	ND	ug/L	1.0		1	08/27/22	08/27/22 14:13	1011
Chloroform	ND	ug/L	1.0		1	08/27/22	08/27/22 14:13	1011
Chloromethane	ND	ug/L	1.0		1	08/27/22	08/27/22 14:13	1011
Cyclohexane	ND	ug/L	1.0		1	08/27/22	08/27/22 14:13	1011
1,2-Dibromo-3-chloropropane	ND	ug/L	1.0		1	08/27/22	08/27/22 14:13	1011
Dibromochloromethane	ND	ug/L	1.0		1	08/27/22	08/27/22 14:13	1011
1,2-Dibromoethane	ND	ug/L	1.0		1	08/27/22	08/27/22 14:13	1011
1,2-Dichlorobenzene	ND	ug/L	1.0		1	08/27/22	08/27/22 14:13	1011
1,3-Dichlorobenzene	ND	ug/L	1.0		1	08/27/22	08/27/22 14:13	1011
Dichlorodifluoromethane	ND	ug/L	1.0		1	08/27/22	08/27/22 14:13	1011
1,4-Dichlorobenzene	ND	ug/L	1.0		1	08/27/22	08/27/22 14:13	1011
1,1-Dichloroethane	ND	ug/L	1.0		1	08/27/22	08/27/22 14:13	1011

PHASE SEPARATION SCIENCE

6630 Baltimore National Pike
Baltimore, MD 21228
410-747-8770
800-932-9047
www.phaseonline.com

Certificate of Analysis

Project Name: Chester River Hospital Center
PSS Project No.: 22082530

Sample ID: MW-10R **Date/Time Sampled: 08/24/2022 08:15** **PSS Sample ID: 22082530-005**
Matrix: GROUND WATER **Date/Time Received: 08/25/2022 14:35**

TCL Volatiles plus Oxygenates Analytical Method: SW-846 8260 D Preparation Method: SW5030B

Qualifier(s): See Batch 196702 on Case Narrative.

	Result	Units	RL	Flag	Dil	Prepared	Analyzed	Analyst
1,2-Dichloroethane	ND	ug/L	1.0		1	08/27/22	08/27/22 14:13	1011
cis-1,2-Dichloroethene	ND	ug/L	1.0		1	08/27/22	08/27/22 14:13	1011
1,1-Dichloroethene	ND	ug/L	1.0		1	08/27/22	08/27/22 14:13	1011
1,2-Dichloropropane	ND	ug/L	1.0		1	08/27/22	08/27/22 14:13	1011
cis-1,3-Dichloropropene	ND	ug/L	1.0		1	08/27/22	08/27/22 14:13	1011
trans-1,3-Dichloropropene	ND	ug/L	1.0		1	08/27/22	08/27/22 14:13	1011
trans-1,2-Dichloroethene	ND	ug/L	1.0		1	08/27/22	08/27/22 14:13	1011
Diisopropyl ether	ND	ug/L	1.0		1	08/27/22	08/27/22 14:13	1011
Ethylbenzene	ND	ug/L	1.0		1	08/27/22	08/27/22 14:13	1011
2-Hexanone (MBK)	ND	ug/L	5.0		1	08/27/22	08/27/22 14:13	1011
Isopropylbenzene	ND	ug/L	1.0		1	08/27/22	08/27/22 14:13	1011
Methyl Acetate	ND	ug/L	1.0		1	08/27/22	08/27/22 14:13	1011
Methylcyclohexane	ND	ug/L	1.0		1	08/27/22	08/27/22 14:13	1011
Methylene chloride	ND	ug/L	1.0		1	08/27/22	08/27/22 14:13	1011
4-Methyl-2-Pentanone (MIBK)	ND	ug/L	5.0		1	08/27/22	08/27/22 14:13	1011
Methyl-t-Butyl Ether	ND	ug/L	1.0		1	08/27/22	08/27/22 14:13	1011
Naphthalene	ND	ug/L	1.0		1	08/27/22	08/27/22 14:13	1011
Styrene	ND	ug/L	1.0		1	08/27/22	08/27/22 14:13	1011
1,1,2,2-Tetrachloroethane	ND	ug/L	1.0		1	08/27/22	08/27/22 14:13	1011
Tetrachloroethene	ND	ug/L	1.0		1	08/27/22	08/27/22 14:13	1011
Toluene	ND	ug/L	1.0		1	08/27/22	08/27/22 14:13	1011
1,2,3-Trichlorobenzene	ND	ug/L	1.0		1	08/27/22	08/27/22 14:13	1011
1,2,4-Trichlorobenzene	ND	ug/L	1.0		1	08/27/22	08/27/22 14:13	1011
1,1,1-Trichloroethane	ND	ug/L	1.0		1	08/27/22	08/27/22 14:13	1011
Trichloroethene	ND	ug/L	1.0		1	08/27/22	08/27/22 14:13	1011
1,1,2-Trichloroethane	ND	ug/L	1.0		1	08/27/22	08/27/22 14:13	1011
Trichlorofluoromethane	ND	ug/L	1.0		1	08/27/22	08/27/22 14:13	1011
1,1,2-Trichlorotrifluoroethane	ND	ug/L	1.0		1	08/27/22	08/27/22 14:13	1011
Vinyl chloride	ND	ug/L	1.0		1	08/27/22	08/27/22 14:13	1011
m&p-Xylene	ND	ug/L	2.0		1	08/27/22	08/27/22 14:13	1011
o-Xylene	ND	ug/L	1.0		1	08/27/22	08/27/22 14:13	1011

Surrogate(s)	*Recovery*		*Limits*				
4-Bromofluorobenzene	*101*	*%*	*88-120*		*1*	*08/27/22*	*08/27/22 14:13*	*1011*
Dibromofluoromethane	*99*	*%*	*92-107*		*1*	*08/27/22*	*08/27/22 14:13*	*1011*
Toluene-D8	*99*	*%*	*95-106*		*1*	*08/27/22*	*08/27/22 14:13*	*1011*

PHASE SEPARATION SCIENCE

6630 Baltimore National Pike
Baltimore, MD 21228
410-747-8770
800-932-9047
www.phaseonline.com

Certificate of Analysis

Project Name: Chester River Hospital Center
PSS Project No.: 22082530

Sample ID: MW-42 **Date/Time Sampled: 08/24/2022 08:50** **PSS Sample ID: 22082530-006**
Matrix: GROUND WATER **Date/Time Received: 08/25/2022 14:35**

Total Petroleum Hydrocarbons - DRO Analytical Method: SW-846 8015C DRO Preparation Method: SW3510C

	Result	Units	RL	Flag	Dil	Prepared	Analyzed	Analyst
TPH-DRO (Diesel Range Organics)	ND	mg/L	0.10		1	08/29/22	08/29/22 12:48	1069
Surrogate(s)	***Recovery***		***Limits***					
o-Terphenyl	*78*	*%*	*52-100*		*1*	*08/29/22*	*08/29/22 12:48*	*1069*

TCL Volatiles plus Oxygenates Analytical Method: SW-846 8260 D Preparation Method: SW5030B

Qualifier(s): See Batch 196702 on Case Narrative.

	Result	Units	RL	Flag	Dil	Prepared	Analyzed	Analyst
Acetone	ND	ug/L	5.0		1	08/27/22	08/27/22 14:36	1011
tert-Amyl alcohol	ND	ug/L	5.0		1	08/27/22	08/27/22 14:36	1011
tert-Amyl ethyl ether	ND	ug/L	1.0		1	08/27/22	08/27/22 14:36	1011
tert-Amyl methyl ether	ND	ug/L	1.0		1	08/27/22	08/27/22 14:36	1011
Benzene	ND	ug/L	1.0		1	08/27/22	08/27/22 14:36	1011
Bromochloromethane	ND	ug/L	1.0		1	08/27/22	08/27/22 14:36	1011
Bromodichloromethane	ND	ug/L	1.0		1	08/27/22	08/27/22 14:36	1011
Bromoform	ND	ug/L	1.0		1	08/27/22	08/27/22 14:36	1011
Bromomethane	ND	ug/L	1.0		1	08/27/22	08/27/22 14:36	1011
tert-Butyl alcohol	ND	ug/L	5.0		1	08/27/22	08/27/22 14:36	1011
2-Butanone (MEK)	ND	ug/L	5.0		1	08/27/22	08/27/22 14:36	1011
tert-Butyl ethyl ether	ND	ug/L	1.0		1	08/27/22	08/27/22 14:36	1011
Carbon Disulfide	ND	ug/L	1.0		1	08/27/22	08/27/22 14:36	1011
Carbon tetrachloride	ND	ug/L	1.0		1	08/27/22	08/27/22 14:36	1011
Chlorobenzene	ND	ug/L	1.0		1	08/27/22	08/27/22 14:36	1011
Chloroethane	ND	ug/L	1.0		1	08/27/22	08/27/22 14:36	1011
Chloroform	ND	ug/L	1.0		1	08/27/22	08/27/22 14:36	1011
Chloromethane	ND	ug/L	1.0		1	08/27/22	08/27/22 14:36	1011
Cyclohexane	ND	ug/L	1.0		1	08/27/22	08/27/22 14:36	1011
1,2-Dibromo-3-chloropropane	ND	ug/L	1.0		1	08/27/22	08/27/22 14:36	1011
Dibromochloromethane	ND	ug/L	1.0		1	08/27/22	08/27/22 14:36	1011
1,2-Dibromoethane	ND	ug/L	1.0		1	08/27/22	08/27/22 14:36	1011
1,2-Dichlorobenzene	ND	ug/L	1.0		1	08/27/22	08/27/22 14:36	1011
1,3-Dichlorobenzene	ND	ug/L	1.0		1	08/27/22	08/27/22 14:36	1011
Dichlorodifluoromethane	ND	ug/L	1.0		1	08/27/22	08/27/22 14:36	1011
1,4-Dichlorobenzene	ND	ug/L	1.0		1	08/27/22	08/27/22 14:36	1011
1,1-Dichloroethane	ND	ug/L	1.0		1	08/27/22	08/27/22 14:36	1011

PHASE SEPARATION SCIENCE

6630 Baltimore National Pike
Baltimore, MD 21228
410-747-8770
800-932-9047
www.phaseonline.com

Certificate of Analysis

Project Name: Chester River Hospital Center
PSS Project No.: 22082530

Sample ID: MW-42 **Date/Time Sampled: 08/24/2022 08:50** **PSS Sample ID: 22082530-006**
Matrix: GROUND WATER **Date/Time Received: 08/25/2022 14:35**

TCL Volatiles plus Oxygenates Analytical Method: SW-846 8260 D Preparation Method: SW5030B

Qualifier(s): See Batch 196702 on Case Narrative.

	Result	Units	RL	Flag	Dil	Prepared	Analyzed	Analyst
1,2-Dichloroethane	ND	ug/L	1.0		1	08/27/22	08/27/22 14:36	1011
cis-1,2-Dichloroethene	ND	ug/L	1.0		1	08/27/22	08/27/22 14:36	1011
1,1-Dichloroethene	ND	ug/L	1.0		1	08/27/22	08/27/22 14:36	1011
1,2-Dichloropropane	ND	ug/L	1.0		1	08/27/22	08/27/22 14:36	1011
cis-1,3-Dichloropropene	ND	ug/L	1.0		1	08/27/22	08/27/22 14:36	1011
trans-1,3-Dichloropropene	ND	ug/L	1.0		1	08/27/22	08/27/22 14:36	1011
trans-1,2-Dichloroethene	ND	ug/L	1.0		1	08/27/22	08/27/22 14:36	1011
Diisopropyl ether	ND	ug/L	1.0		1	08/27/22	08/27/22 14:36	1011
Ethylbenzene	ND	ug/L	1.0		1	08/27/22	08/27/22 14:36	1011
2-Hexanone (MBK)	ND	ug/L	5.0		1	08/27/22	08/27/22 14:36	1011
Isopropylbenzene	ND	ug/L	1.0		1	08/27/22	08/27/22 14:36	1011
Methyl Acetate	ND	ug/L	1.0		1	08/27/22	08/27/22 14:36	1011
Methylcyclohexane	ND	ug/L	1.0		1	08/27/22	08/27/22 14:36	1011
Methylene chloride	ND	ug/L	1.0		1	08/27/22	08/27/22 14:36	1011
4-Methyl-2-Pentanone (MIBK)	ND	ug/L	5.0		1	08/27/22	08/27/22 14:36	1011
Methyl-t-Butyl Ether	ND	ug/L	1.0		1	08/27/22	08/27/22 14:36	1011
Naphthalene	ND	ug/L	1.0		1	08/27/22	08/27/22 14:36	1011
Styrene	ND	ug/L	1.0		1	08/27/22	08/27/22 14:36	1011
1,1,2,2-Tetrachloroethane	ND	ug/L	1.0		1	08/27/22	08/27/22 14:36	1011
Tetrachloroethene	ND	ug/L	1.0		1	08/27/22	08/27/22 14:36	1011
Toluene	ND	ug/L	1.0		1	08/27/22	08/27/22 14:36	1011
1,2,3-Trichlorobenzene	ND	ug/L	1.0		1	08/27/22	08/27/22 14:36	1011
1,2,4-Trichlorobenzene	ND	ug/L	1.0		1	08/27/22	08/27/22 14:36	1011
1,1,1-Trichloroethane	ND	ug/L	1.0		1	08/27/22	08/27/22 14:36	1011
Trichloroethene	ND	ug/L	1.0		1	08/27/22	08/27/22 14:36	1011
1,1,2-Trichloroethane	ND	ug/L	1.0		1	08/27/22	08/27/22 14:36	1011
Trichlorofluoromethane	ND	ug/L	1.0		1	08/27/22	08/27/22 14:36	1011
1,1,2-Trichlorotrifluoroethane	ND	ug/L	1.0		1	08/27/22	08/27/22 14:36	1011
Vinyl chloride	ND	ug/L	1.0		1	08/27/22	08/27/22 14:36	1011
m&p-Xylene	ND	ug/L	2.0		1	08/27/22	08/27/22 14:36	1011
o-Xylene	ND	ug/L	1.0		1	08/27/22	08/27/22 14:36	1011

Surrogate(s)	*Recovery*		*Limits*				
4-Bromofluorobenzene	*100*	*%*	*88-120*		*1*	*08/27/22*	*08/27/22 14:36*	*1011*
Dibromofluoromethane	*99*	*%*	*92-107*		*1*	*08/27/22*	*08/27/22 14:36*	*1011*
Toluene-D8	*99*	*%*	*95-106*		*1*	*08/27/22*	*08/27/22 14:36*	*1011*

PHASE SEPARATION SCIENCE

6630 Baltimore National Pike
Baltimore, MD 21228
410-747-8770
800-932-9047
www.phaseonline.com

Certificate of Analysis

Project Name: Chester River Hospital Center
PSS Project No.: 22082530

Sample ID: MW-32 **Date/Time Sampled: 08/24/2022 09:00** **PSS Sample ID: 22082530-007**
Matrix: GROUND WATER **Date/Time Received: 08/25/2022 14:35**

Total Petroleum Hydrocarbons - DRO Analytical Method: SW-846 8015C DRO Preparation Method: SW3510C

	Result	Units	RL	Flag	Dil	Prepared	Analyzed	Analyst
TPH-DRO (Diesel Range Organics)	ND	mg/L	0.10		1	08/29/22	08/29/22 18:41	1069
Surrogate(s)	***Recovery***		***Limits***					
o-Terphenyl	*81*	*%*	*52-100*		*1*	*08/29/22*	*08/29/22 18:41*	*1069*

TCL Volatiles plus Oxygenates Analytical Method: SW-846 8260 D Preparation Method: SW5030B

Qualifier(s): See Batch 196702 on Case Narrative.

	Result	Units	RL	Flag	Dil	Prepared	Analyzed	Analyst
Acetone	ND	ug/L	5.0		1	08/27/22	08/27/22 14:59	1011
tert-Amyl alcohol	ND	ug/L	5.0		1	08/27/22	08/27/22 14:59	1011
tert-Amyl ethyl ether	ND	ug/L	1.0		1	08/27/22	08/27/22 14:59	1011
tert-Amyl methyl ether	ND	ug/L	1.0		1	08/27/22	08/27/22 14:59	1011
Benzene	ND	ug/L	1.0		1	08/27/22	08/27/22 14:59	1011
Bromochloromethane	ND	ug/L	1.0		1	08/27/22	08/27/22 14:59	1011
Bromodichloromethane	ND	ug/L	1.0		1	08/27/22	08/27/22 14:59	1011
Bromoform	ND	ug/L	1.0		1	08/27/22	08/27/22 14:59	1011
Bromomethane	ND	ug/L	1.0		1	08/27/22	08/27/22 14:59	1011
tert-Butyl alcohol	ND	ug/L	5.0		1	08/27/22	08/27/22 14:59	1011
2-Butanone (MEK)	ND	ug/L	5.0		1	08/27/22	08/27/22 14:59	1011
tert-Butyl ethyl ether	ND	ug/L	1.0		1	08/27/22	08/27/22 14:59	1011
Carbon Disulfide	ND	ug/L	1.0		1	08/27/22	08/27/22 14:59	1011
Carbon tetrachloride	ND	ug/L	1.0		1	08/27/22	08/27/22 14:59	1011
Chlorobenzene	ND	ug/L	1.0		1	08/27/22	08/27/22 14:59	1011
Chloroethane	ND	ug/L	1.0		1	08/27/22	08/27/22 14:59	1011
Chloroform	ND	ug/L	1.0		1	08/27/22	08/27/22 14:59	1011
Chloromethane	ND	ug/L	1.0		1	08/27/22	08/27/22 14:59	1011
Cyclohexane	ND	ug/L	1.0		1	08/27/22	08/27/22 14:59	1011
1,2-Dibromo-3-chloropropane	ND	ug/L	1.0		1	08/27/22	08/27/22 14:59	1011
Dibromochloromethane	ND	ug/L	1.0		1	08/27/22	08/27/22 14:59	1011
1,2-Dibromoethane	ND	ug/L	1.0		1	08/27/22	08/27/22 14:59	1011
1,2-Dichlorobenzene	ND	ug/L	1.0		1	08/27/22	08/27/22 14:59	1011
1,3-Dichlorobenzene	ND	ug/L	1.0		1	08/27/22	08/27/22 14:59	1011
Dichlorodifluoromethane	ND	ug/L	1.0		1	08/27/22	08/27/22 14:59	1011
1,4-Dichlorobenzene	ND	ug/L	1.0		1	08/27/22	08/27/22 14:59	1011
1,1-Dichloroethane	ND	ug/L	1.0		1	08/27/22	08/27/22 14:59	1011

PHASE SEPARATION SCIENCE

6630 Baltimore National Pike
Baltimore, MD 21228
410-747-8770
800-932-9047
www.phaseonline.com

Certificate of Analysis

Project Name: Chester River Hospital Center
PSS Project No.: 22082530

Sample ID: MW-32 **Date/Time Sampled: 08/24/2022 09:00** **PSS Sample ID: 22082530-007**
Matrix: GROUND WATER **Date/Time Received: 08/25/2022 14:35**

TCL Volatiles plus Oxygenates Analytical Method: SW-846 8260 D Preparation Method: SW5030B

Qualifier(s): See Batch 196702 on Case Narrative.

	Result	Units	RL	Flag	Dil	Prepared	Analyzed	Analyst
1,2-Dichloroethane	ND	ug/L	1.0		1	08/27/22	08/27/22 14:59	1011
cis-1,2-Dichloroethene	ND	ug/L	1.0		1	08/27/22	08/27/22 14:59	1011
1,1-Dichloroethene	ND	ug/L	1.0		1	08/27/22	08/27/22 14:59	1011
1,2-Dichloropropane	ND	ug/L	1.0		1	08/27/22	08/27/22 14:59	1011
cis-1,3-Dichloropropene	ND	ug/L	1.0		1	08/27/22	08/27/22 14:59	1011
trans-1,3-Dichloropropene	ND	ug/L	1.0		1	08/27/22	08/27/22 14:59	1011
trans-1,2-Dichloroethene	ND	ug/L	1.0		1	08/27/22	08/27/22 14:59	1011
Diisopropyl ether	ND	ug/L	1.0		1	08/27/22	08/27/22 14:59	1011
Ethylbenzene	ND	ug/L	1.0		1	08/27/22	08/27/22 14:59	1011
2-Hexanone (MBK)	ND	ug/L	5.0		1	08/27/22	08/27/22 14:59	1011
Isopropylbenzene	ND	ug/L	1.0		1	08/27/22	08/27/22 14:59	1011
Methyl Acetate	ND	ug/L	1.0		1	08/27/22	08/27/22 14:59	1011
Methylcyclohexane	ND	ug/L	1.0		1	08/27/22	08/27/22 14:59	1011
Methylene chloride	ND	ug/L	1.0		1	08/27/22	08/27/22 14:59	1011
4-Methyl-2-Pentanone (MIBK)	ND	ug/L	5.0		1	08/27/22	08/27/22 14:59	1011
Methyl-t-Butyl Ether	ND	ug/L	1.0		1	08/27/22	08/27/22 14:59	1011
Naphthalene	ND	ug/L	1.0		1	08/27/22	08/27/22 14:59	1011
Styrene	ND	ug/L	1.0		1	08/27/22	08/27/22 14:59	1011
1,1,2,2-Tetrachloroethane	ND	ug/L	1.0		1	08/27/22	08/27/22 14:59	1011
Tetrachloroethene	ND	ug/L	1.0		1	08/27/22	08/27/22 14:59	1011
Toluene	ND	ug/L	1.0		1	08/27/22	08/27/22 14:59	1011
1,2,3-Trichlorobenzene	ND	ug/L	1.0		1	08/27/22	08/27/22 14:59	1011
1,2,4-Trichlorobenzene	ND	ug/L	1.0		1	08/27/22	08/27/22 14:59	1011
1,1,1-Trichloroethane	ND	ug/L	1.0		1	08/27/22	08/27/22 14:59	1011
Trichloroethene	ND	ug/L	1.0		1	08/27/22	08/27/22 14:59	1011
1,1,2-Trichloroethane	ND	ug/L	1.0		1	08/27/22	08/27/22 14:59	1011
Trichlorofluoromethane	ND	ug/L	1.0		1	08/27/22	08/27/22 14:59	1011
1,1,2-Trichlorotrifluoroethane	ND	ug/L	1.0		1	08/27/22	08/27/22 14:59	1011
Vinyl chloride	ND	ug/L	1.0		1	08/27/22	08/27/22 14:59	1011
m&p-Xylene	ND	ug/L	2.0		1	08/27/22	08/27/22 14:59	1011
o-Xylene	ND	ug/L	1.0		1	08/27/22	08/27/22 14:59	1011

Surrogate(s)	*Recovery*		*Limits*				
4-Bromofluorobenzene	*99*	*%*	*88-120*		*1*	*08/27/22*	*08/27/22 14:59*	*1011*
Dibromofluoromethane	*100*	*%*	*92-107*		*1*	*08/27/22*	*08/27/22 14:59*	*1011*
Toluene-D8	*100*	*%*	*95-106*		*1*	*08/27/22*	*08/27/22 14:59*	*1011*

PHASE SEPARATION SCIENCE

6630 Baltimore National Pike
Baltimore, MD 21228
410-747-8770
800-932-9047
www.phaseonline.com

Certificate of Analysis

Project Name: Chester River Hospital Center
PSS Project No.: 22082530

Sample ID: MW-44 **Date/Time Sampled: 08/24/2022 09:50** **PSS Sample ID: 22082530-008**
Matrix: GROUND WATER **Date/Time Received: 08/25/2022 14:35**

Total Petroleum Hydrocarbons - DRO Analytical Method: SW-846 8015C DRO Preparation Method: SW3510C

	Result	Units	RL	Flag	Dil	Prepared	Analyzed	Analyst
TPH-DRO (Diesel Range Organics)	ND	mg/L	0.10		1	08/29/22	08/29/22 21:34	1069
Surrogate(s)	***Recovery***		***Limits***					
o-Terphenyl	*78*	*%*	*52-100*		*1*	*08/29/22*	*08/29/22 21:34*	*1069*

TCL Volatiles plus Oxygenates Analytical Method: SW-846 8260 D Preparation Method: SW5030B

Qualifier(s): See Batch 196702 on Case Narrative.

	Result	Units	RL	Flag	Dil	Prepared	Analyzed	Analyst
Acetone	ND	ug/L	5.0		1	08/27/22	08/27/22 15:22	1011
tert-Amyl alcohol	ND	ug/L	5.0		1	08/27/22	08/27/22 15:22	1011
tert-Amyl ethyl ether	ND	ug/L	1.0		1	08/27/22	08/27/22 15:22	1011
tert-Amyl methyl ether	ND	ug/L	1.0		1	08/27/22	08/27/22 15:22	1011
Benzene	ND	ug/L	1.0		1	08/27/22	08/27/22 15:22	1011
Bromochloromethane	ND	ug/L	1.0		1	08/27/22	08/27/22 15:22	1011
Bromodichloromethane	ND	ug/L	1.0		1	08/27/22	08/27/22 15:22	1011
Bromoform	ND	ug/L	1.0		1	08/27/22	08/27/22 15:22	1011
Bromomethane	ND	ug/L	1.0		1	08/27/22	08/27/22 15:22	1011
tert-Butyl alcohol	ND	ug/L	5.0		1	08/27/22	08/27/22 15:22	1011
2-Butanone (MEK)	ND	ug/L	5.0		1	08/27/22	08/27/22 15:22	1011
tert-Butyl ethyl ether	ND	ug/L	1.0		1	08/27/22	08/27/22 15:22	1011
Carbon Disulfide	ND	ug/L	1.0		1	08/27/22	08/27/22 15:22	1011
Carbon tetrachloride	ND	ug/L	1.0		1	08/27/22	08/27/22 15:22	1011
Chlorobenzene	ND	ug/L	1.0		1	08/27/22	08/27/22 15:22	1011
Chloroethane	ND	ug/L	1.0		1	08/27/22	08/27/22 15:22	1011
Chloroform	ND	ug/L	1.0		1	08/27/22	08/27/22 15:22	1011
Chloromethane	ND	ug/L	1.0		1	08/27/22	08/27/22 15:22	1011
Cyclohexane	ND	ug/L	1.0		1	08/27/22	08/27/22 15:22	1011
1,2-Dibromo-3-chloropropane	ND	ug/L	1.0		1	08/27/22	08/27/22 15:22	1011
Dibromochloromethane	ND	ug/L	1.0		1	08/27/22	08/27/22 15:22	1011
1,2-Dibromoethane	ND	ug/L	1.0		1	08/27/22	08/27/22 15:22	1011
1,2-Dichlorobenzene	ND	ug/L	1.0		1	08/27/22	08/27/22 15:22	1011
1,3-Dichlorobenzene	ND	ug/L	1.0		1	08/27/22	08/27/22 15:22	1011
Dichlorodifluoromethane	ND	ug/L	1.0		1	08/27/22	08/27/22 15:22	1011
1,4-Dichlorobenzene	ND	ug/L	1.0		1	08/27/22	08/27/22 15:22	1011
1,1-Dichloroethane	ND	ug/L	1.0		1	08/27/22	08/27/22 15:22	1011

PHASE SEPARATION SCIENCE

6630 Baltimore National Pike
Baltimore, MD 21228
410-747-8770
800-932-9047
www.phaseonline.com

Certificate of Analysis

Project Name: Chester River Hospital Center
PSS Project No.: 22082530

Sample ID: MW-44 **Date/Time Sampled: 08/24/2022 09:50** **PSS Sample ID: 22082530-008**
Matrix: GROUND WATER **Date/Time Received: 08/25/2022 14:35**

TCL Volatiles plus Oxygenates Analytical Method: SW-846 8260 D Preparation Method: SW5030B

Qualifier(s): See Batch 196702 on Case Narrative.

	Result	Units	RL	Flag	Dil	Prepared	Analyzed	Analyst
1,2-Dichloroethane	ND	ug/L	1.0		1	08/27/22	08/27/22 15:22	1011
cis-1,2-Dichloroethene	ND	ug/L	1.0		1	08/27/22	08/27/22 15:22	1011
1,1-Dichloroethene	ND	ug/L	1.0		1	08/27/22	08/27/22 15:22	1011
1,2-Dichloropropane	ND	ug/L	1.0		1	08/27/22	08/27/22 15:22	1011
cis-1,3-Dichloropropene	ND	ug/L	1.0		1	08/27/22	08/27/22 15:22	1011
trans-1,3-Dichloropropene	ND	ug/L	1.0		1	08/27/22	08/27/22 15:22	1011
trans-1,2-Dichloroethene	ND	ug/L	1.0		1	08/27/22	08/27/22 15:22	1011
Diisopropyl ether	ND	ug/L	1.0		1	08/27/22	08/27/22 15:22	1011
Ethylbenzene	ND	ug/L	1.0		1	08/27/22	08/27/22 15:22	1011
2-Hexanone (MBK)	ND	ug/L	5.0		1	08/27/22	08/27/22 15:22	1011
Isopropylbenzene	ND	ug/L	1.0		1	08/27/22	08/27/22 15:22	1011
Methyl Acetate	ND	ug/L	1.0		1	08/27/22	08/27/22 15:22	1011
Methylcyclohexane	ND	ug/L	1.0		1	08/27/22	08/27/22 15:22	1011
Methylene chloride	ND	ug/L	1.0		1	08/27/22	08/27/22 15:22	1011
4-Methyl-2-Pentanone (MIBK)	ND	ug/L	5.0		1	08/27/22	08/27/22 15:22	1011
Methyl-t-Butyl Ether	ND	ug/L	1.0		1	08/27/22	08/27/22 15:22	1011
Naphthalene	ND	ug/L	1.0		1	08/27/22	08/27/22 15:22	1011
Styrene	ND	ug/L	1.0		1	08/27/22	08/27/22 15:22	1011
1,1,2,2-Tetrachloroethane	ND	ug/L	1.0		1	08/27/22	08/27/22 15:22	1011
Tetrachloroethene	ND	ug/L	1.0		1	08/27/22	08/27/22 15:22	1011
Toluene	ND	ug/L	1.0		1	08/27/22	08/27/22 15:22	1011
1,2,3-Trichlorobenzene	ND	ug/L	1.0		1	08/27/22	08/27/22 15:22	1011
1,2,4-Trichlorobenzene	ND	ug/L	1.0		1	08/27/22	08/27/22 15:22	1011
1,1,1-Trichloroethane	ND	ug/L	1.0		1	08/27/22	08/27/22 15:22	1011
Trichloroethene	ND	ug/L	1.0		1	08/27/22	08/27/22 15:22	1011
1,1,2-Trichloroethane	ND	ug/L	1.0		1	08/27/22	08/27/22 15:22	1011
Trichlorofluoromethane	ND	ug/L	1.0		1	08/27/22	08/27/22 15:22	1011
1,1,2-Trichlorotrifluoroethane	ND	ug/L	1.0		1	08/27/22	08/27/22 15:22	1011
Vinyl chloride	ND	ug/L	1.0		1	08/27/22	08/27/22 15:22	1011
m&p-Xylene	ND	ug/L	2.0		1	08/27/22	08/27/22 15:22	1011
o-Xylene	ND	ug/L	1.0		1	08/27/22	08/27/22 15:22	1011

Surrogate(s)	*Recovery*		*Limits*				
4-Bromofluorobenzene	*103*	*%*	*88-120*	*1*	*08/27/22*	*08/27/22 15:22*	*1011*
Dibromofluoromethane	*100*	*%*	*92-107*	*1*	*08/27/22*	*08/27/22 15:22*	*1011*
Toluene-D8	*100*	*%*	*95-106*	*1*	*08/27/22*	*08/27/22 15:22*	*1011*

PHASE SEPARATION SCIENCE

6630 Baltimore National Pike
Baltimore, MD 21228
410-747-8770
800-932-9047
www.phaseonline.com

Certificate of Analysis

Project Name: Chester River Hospital Center
PSS Project No.: 22082530

Sample ID: MW-52 **Date/Time Sampled: 08/24/2022 09:50** **PSS Sample ID: 22082530-009**
Matrix: GROUND WATER **Date/Time Received: 08/25/2022 14:35**

Total Petroleum Hydrocarbons - DRO Analytical Method: SW-846 8015C DRO Preparation Method: SW3510C

	Result	Units	RL	Flag	Dil	Prepared	Analyzed	Analyst
TPH-DRO (Diesel Range Organics)	ND	mg/L	0.10		1	08/29/22	08/29/22 20:45	1069
Surrogate(s)	***Recovery***		***Limits***					
o-Terphenyl	*87*	*%*	*52-100*		*1*	*08/29/22*	*08/29/22 20:45*	*1069*

TCL Volatiles plus Oxygenates Analytical Method: SW-846 8260 D Preparation Method: SW5030B

Qualifier(s): See Batch 196702 on Case Narrative.

	Result	Units	RL	Flag	Dil	Prepared	Analyzed	Analyst
Acetone	ND	ug/L	5.0		1	08/27/22	08/27/22 15:44	1011
tert-Amyl alcohol	ND	ug/L	5.0		1	08/27/22	08/27/22 15:44	1011
tert-Amyl ethyl ether	ND	ug/L	1.0		1	08/27/22	08/27/22 15:44	1011
tert-Amyl methyl ether	ND	ug/L	1.0		1	08/27/22	08/27/22 15:44	1011
Benzene	ND	ug/L	1.0		1	08/27/22	08/27/22 15:44	1011
Bromochloromethane	ND	ug/L	1.0		1	08/27/22	08/27/22 15:44	1011
Bromodichloromethane	ND	ug/L	1.0		1	08/27/22	08/27/22 15:44	1011
Bromoform	ND	ug/L	1.0		1	08/27/22	08/27/22 15:44	1011
Bromomethane	ND	ug/L	1.0		1	08/27/22	08/27/22 15:44	1011
tert-Butyl alcohol	ND	ug/L	5.0		1	08/27/22	08/27/22 15:44	1011
2-Butanone (MEK)	ND	ug/L	5.0		1	08/27/22	08/27/22 15:44	1011
tert-Butyl ethyl ether	ND	ug/L	1.0		1	08/27/22	08/27/22 15:44	1011
Carbon Disulfide	ND	ug/L	1.0		1	08/27/22	08/27/22 15:44	1011
Carbon tetrachloride	ND	ug/L	1.0		1	08/27/22	08/27/22 15:44	1011
Chlorobenzene	ND	ug/L	1.0		1	08/27/22	08/27/22 15:44	1011
Chloroethane	ND	ug/L	1.0		1	08/27/22	08/27/22 15:44	1011
Chloroform	ND	ug/L	1.0		1	08/27/22	08/27/22 15:44	1011
Chloromethane	ND	ug/L	1.0		1	08/27/22	08/27/22 15:44	1011
Cyclohexane	ND	ug/L	1.0		1	08/27/22	08/27/22 15:44	1011
1,2-Dibromo-3-chloropropane	ND	ug/L	1.0		1	08/27/22	08/27/22 15:44	1011
Dibromochloromethane	ND	ug/L	1.0		1	08/27/22	08/27/22 15:44	1011
1,2-Dibromoethane	ND	ug/L	1.0		1	08/27/22	08/27/22 15:44	1011
1,2-Dichlorobenzene	ND	ug/L	1.0		1	08/27/22	08/27/22 15:44	1011
1,3-Dichlorobenzene	ND	ug/L	1.0		1	08/27/22	08/27/22 15:44	1011
Dichlorodifluoromethane	ND	ug/L	1.0		1	08/27/22	08/27/22 15:44	1011
1,4-Dichlorobenzene	ND	ug/L	1.0		1	08/27/22	08/27/22 15:44	1011
1,1-Dichloroethane	ND	ug/L	1.0		1	08/27/22	08/27/22 15:44	1011

PHASE SEPARATION SCIENCE

6630 Baltimore National Pike
Baltimore, MD 21228
410-747-8770
800-932-9047
www.phaseonline.com

Certificate of Analysis

Project Name: Chester River Hospital Center
PSS Project No.: 22082530

Sample ID: MW-52 **Date/Time Sampled: 08/24/2022 09:50** **PSS Sample ID: 22082530-009**
Matrix: GROUND WATER **Date/Time Received: 08/25/2022 14:35**

TCL Volatiles plus Oxygenates Analytical Method: SW-846 8260 D Preparation Method: SW5030B

Qualifier(s): See Batch 196702 on Case Narrative.

	Result	Units	RL	Flag	Dil	Prepared	Analyzed	Analyst
1,2-Dichloroethane	ND	ug/L	1.0		1	08/27/22	08/27/22 15:44	1011
cis-1,2-Dichloroethene	ND	ug/L	1.0		1	08/27/22	08/27/22 15:44	1011
1,1-Dichloroethene	ND	ug/L	1.0		1	08/27/22	08/27/22 15:44	1011
1,2-Dichloropropane	ND	ug/L	1.0		1	08/27/22	08/27/22 15:44	1011
cis-1,3-Dichloropropene	ND	ug/L	1.0		1	08/27/22	08/27/22 15:44	1011
trans-1,3-Dichloropropene	ND	ug/L	1.0		1	08/27/22	08/27/22 15:44	1011
trans-1,2-Dichloroethene	ND	ug/L	1.0		1	08/27/22	08/27/22 15:44	1011
Diisopropyl ether	ND	ug/L	1.0		1	08/27/22	08/27/22 15:44	1011
Ethylbenzene	ND	ug/L	1.0		1	08/27/22	08/27/22 15:44	1011
2-Hexanone (MBK)	ND	ug/L	5.0		1	08/27/22	08/27/22 15:44	1011
Isopropylbenzene	ND	ug/L	1.0		1	08/27/22	08/27/22 15:44	1011
Methyl Acetate	ND	ug/L	1.0		1	08/27/22	08/27/22 15:44	1011
Methylcyclohexane	ND	ug/L	1.0		1	08/27/22	08/27/22 15:44	1011
Methylene chloride	ND	ug/L	1.0		1	08/27/22	08/27/22 15:44	1011
4-Methyl-2-Pentanone (MIBK)	ND	ug/L	5.0		1	08/27/22	08/27/22 15:44	1011
Methyl-t-Butyl Ether	ND	ug/L	1.0		1	08/27/22	08/27/22 15:44	1011
Naphthalene	ND	ug/L	1.0		1	08/27/22	08/27/22 15:44	1011
Styrene	ND	ug/L	1.0		1	08/27/22	08/27/22 15:44	1011
1,1,2,2-Tetrachloroethane	ND	ug/L	1.0		1	08/27/22	08/27/22 15:44	1011
Tetrachloroethene	ND	ug/L	1.0		1	08/27/22	08/27/22 15:44	1011
Toluene	ND	ug/L	1.0		1	08/27/22	08/27/22 15:44	1011
1,2,3-Trichlorobenzene	ND	ug/L	1.0		1	08/27/22	08/27/22 15:44	1011
1,2,4-Trichlorobenzene	ND	ug/L	1.0		1	08/27/22	08/27/22 15:44	1011
1,1,1-Trichloroethane	ND	ug/L	1.0		1	08/27/22	08/27/22 15:44	1011
Trichloroethene	ND	ug/L	1.0		1	08/27/22	08/27/22 15:44	1011
1,1,2-Trichloroethane	ND	ug/L	1.0		1	08/27/22	08/27/22 15:44	1011
Trichlorofluoromethane	ND	ug/L	1.0		1	08/27/22	08/27/22 15:44	1011
1,1,2-Trichlorotrifluoroethane	ND	ug/L	1.0		1	08/27/22	08/27/22 15:44	1011
Vinyl chloride	ND	ug/L	1.0		1	08/27/22	08/27/22 15:44	1011
m&p-Xylene	ND	ug/L	2.0		1	08/27/22	08/27/22 15:44	1011
o-Xylene	ND	ug/L	1.0		1	08/27/22	08/27/22 15:44	1011

Surrogate(s)	*Recovery*		*Limits*				
4-Bromofluorobenzene	*100*	*%*	*88-120*	*1*	*08/27/22*	*08/27/22 15:44*	*1011*
Dibromofluoromethane	*99*	*%*	*92-107*	*1*	*08/27/22*	*08/27/22 15:44*	*1011*
Toluene-D8	*100*	*%*	*95-106*	*1*	*08/27/22*	*08/27/22 15:44*	*1011*

PHASE SEPARATION SCIENCE

6630 Baltimore National Pike
Baltimore, MD 21228
410-747-8770
800-932-9047
www.phaseonline.com

Certificate of Analysis

Project Name: Chester River Hospital Center
PSS Project No.: 22082530

Sample ID: Trip Blank **Date/Time Sampled: 08/24/2022 00:00** **PSS Sample ID: 22082530-010**
Matrix: GROUND WATER **Date/Time Received: 08/25/2022 14:35**

TCL Volatiles plus Oxygenates Analytical Method: SW-846 8260 D Preparation Method: SW5030B

Qualifier(s): See Batch 196702 on Case Narrative.

	Result	Units	RL	Flag	Dil	Prepared	Analyzed	Analyst
Acetone	ND	ug/L	5.0		1	08/27/22	08/27/22 16:07	1011
tert-Amyl alcohol	ND	ug/L	5.0		1	08/27/22	08/27/22 16:07	1011
tert-Amyl ethyl ether	ND	ug/L	1.0		1	08/27/22	08/27/22 16:07	1011
tert-Amyl methyl ether	ND	ug/L	1.0		1	08/27/22	08/27/22 16:07	1011
Benzene	ND	ug/L	1.0		1	08/27/22	08/27/22 16:07	1011
Bromochloromethane	ND	ug/L	1.0		1	08/27/22	08/27/22 16:07	1011
Bromodichloromethane	ND	ug/L	1.0		1	08/27/22	08/27/22 16:07	1011
Bromoform	ND	ug/L	1.0		1	08/27/22	08/27/22 16:07	1011
Bromomethane	ND	ug/L	1.0		1	08/27/22	08/27/22 16:07	1011
tert-Butyl alcohol	ND	ug/L	5.0		1	08/27/22	08/27/22 16:07	1011
2-Butanone (MEK)	ND	ug/L	5.0		1	08/27/22	08/27/22 16:07	1011
tert-Butyl ethyl ether	ND	ug/L	1.0		1	08/27/22	08/27/22 16:07	1011
Carbon Disulfide	ND	ug/L	1.0		1	08/27/22	08/27/22 16:07	1011
Carbon tetrachloride	ND	ug/L	1.0		1	08/27/22	08/27/22 16:07	1011
Chlorobenzene	ND	ug/L	1.0		1	08/27/22	08/27/22 16:07	1011
Chloroethane	ND	ug/L	1.0		1	08/27/22	08/27/22 16:07	1011
Chloroform	ND	ug/L	1.0		1	08/27/22	08/27/22 16:07	1011
Chloromethane	ND	ug/L	1.0		1	08/27/22	08/27/22 16:07	1011
Cyclohexane	ND	ug/L	1.0		1	08/27/22	08/27/22 16:07	1011
1,2-Dibromo-3-chloropropane	ND	ug/L	1.0		1	08/27/22	08/27/22 16:07	1011
Dibromochloromethane	ND	ug/L	1.0		1	08/27/22	08/27/22 16:07	1011
1,2-Dibromoethane	ND	ug/L	1.0		1	08/27/22	08/27/22 16:07	1011
1,2-Dichlorobenzene	ND	ug/L	1.0		1	08/27/22	08/27/22 16:07	1011
1,3-Dichlorobenzene	ND	ug/L	1.0		1	08/27/22	08/27/22 16:07	1011
Dichlorodifluoromethane	ND	ug/L	1.0		1	08/27/22	08/27/22 16:07	1011
1,4-Dichlorobenzene	ND	ug/L	1.0		1	08/27/22	08/27/22 16:07	1011
1,1-Dichloroethane	ND	ug/L	1.0		1	08/27/22	08/27/22 16:07	1011
1,2-Dichloroethane	ND	ug/L	1.0		1	08/27/22	08/27/22 16:07	1011
cis-1,2-Dichloroethene	ND	ug/L	1.0		1	08/27/22	08/27/22 16:07	1011
1,1-Dichloroethene	ND	ug/L	1.0		1	08/27/22	08/27/22 16:07	1011
1,2-Dichloropropane	ND	ug/L	1.0		1	08/27/22	08/27/22 16:07	1011
cis-1,3-Dichloropropene	ND	ug/L	1.0		1	08/27/22	08/27/22 16:07	1011
trans-1,3-Dichloropropene	ND	ug/L	1.0		1	08/27/22	08/27/22 16:07	1011
trans-1,2-Dichloroethene	ND	ug/L	1.0		1	08/27/22	08/27/22 16:07	1011
Diisopropyl ether	ND	ug/L	1.0		1	08/27/22	08/27/22 16:07	1011

PHASE SEPARATION SCIENCE

6630 Baltimore National Pike
Baltimore, MD 21228
410-747-8770
800-932-9047
www.phaseonline.com

Certificate of Analysis

Project Name: Chester River Hospital Center
PSS Project No.: 22082530

Sample ID: Trip Blank **Date/Time Sampled: 08/24/2022 00:00** **PSS Sample ID: 22082530-010**
Matrix: GROUND WATER **Date/Time Received: 08/25/2022 14:35**

TCL Volatiles plus Oxygenates Analytical Method: SW-846 8260 D Preparation Method: SW5030B

Qualifier(s): See Batch 196702 on Case Narrative.

	Result	Units	RL	Flag	Dil	Prepared	Analyzed	Analyst
Ethylbenzene	ND	ug/L	1.0		1	08/27/22	08/27/22 16:07	1011
2-Hexanone (MBK)	ND	ug/L	5.0		1	08/27/22	08/27/22 16:07	1011
Isopropylbenzene	ND	ug/L	1.0		1	08/27/22	08/27/22 16:07	1011
Methyl Acetate	ND	ug/L	1.0		1	08/27/22	08/27/22 16:07	1011
Methylcyclohexane	ND	ug/L	1.0		1	08/27/22	08/27/22 16:07	1011
Methylene chloride	ND	ug/L	1.0		1	08/27/22	08/27/22 16:07	1011
4-Methyl-2-Pentanone (MIBK)	ND	ug/L	5.0		1	08/27/22	08/27/22 16:07	1011
Methyl-t-Butyl Ether	ND	ug/L	1.0		1	08/27/22	08/27/22 16:07	1011
Naphthalene	ND	ug/L	1.0		1	08/27/22	08/27/22 16:07	1011
Styrene	ND	ug/L	1.0		1	08/27/22	08/27/22 16:07	1011
1,1,2,2-Tetrachloroethane	ND	ug/L	1.0		1	08/27/22	08/27/22 16:07	1011
Tetrachloroethene	ND	ug/L	1.0		1	08/27/22	08/27/22 16:07	1011
Toluene	ND	ug/L	1.0		1	08/27/22	08/27/22 16:07	1011
1,2,3-Trichlorobenzene	ND	ug/L	1.0		1	08/27/22	08/27/22 16:07	1011
1,2,4-Trichlorobenzene	ND	ug/L	1.0		1	08/27/22	08/27/22 16:07	1011
1,1,1-Trichloroethane	ND	ug/L	1.0		1	08/27/22	08/27/22 16:07	1011
Trichloroethene	ND	ug/L	1.0		1	08/27/22	08/27/22 16:07	1011
1,1,2-Trichloroethane	ND	ug/L	1.0		1	08/27/22	08/27/22 16:07	1011
Trichlorofluoromethane	ND	ug/L	1.0		1	08/27/22	08/27/22 16:07	1011
1,1,2-Trichlorotrifluoroethane	ND	ug/L	1.0		1	08/27/22	08/27/22 16:07	1011
Vinyl chloride	ND	ug/L	1.0		1	08/27/22	08/27/22 16:07	1011
m&p-Xylene	ND	ug/L	2.0		1	08/27/22	08/27/22 16:07	1011
o-Xylene	ND	ug/L	1.0		1	08/27/22	08/27/22 16:07	1011

Surrogate(s)	*Recovery*		*Limits*				
4-Bromofluorobenzene	*102*	*%*	*88-120*		*1*	*08/27/22*	*08/27/22 16:07*	*1011*
Dibromofluoromethane	*99*	*%*	*92-107*		*1*	*08/27/22*	*08/27/22 16:07*	*1011*
Toluene-D8	*99*	*%*	*95-106*		*1*	*08/27/22*	*08/27/22 16:07*	*1011*

PHASE SEPARATION SCIENCE

6630 Baltimore National Pike
Baltimore, MD 21228
410-747-8770
800-932-9047
www.phaseonline.com

Certificate of Analysis

Project Name: Chester River Hospital Center
PSS Project No.: 22082530

Sample ID: MW-22 **Date/Time Sampled: 08/24/2022 10:45** **PSS Sample ID: 22082530-011**
Matrix: GROUND WATER **Date/Time Received: 08/25/2022 14:35**

Total Petroleum Hydrocarbons - DRO Analytical Method: SW-846 8015C DRO Preparation Method: SW3510C

	Result	Units	RL	Flag	Dil	Prepared	Analyzed	Analyst
TPH-DRO (Diesel Range Organics)	ND	mg/L	0.10		1	08/29/22	08/30/22 12:21	1069
Surrogate(s)	***Recovery***		***Limits***					
o-Terphenyl	*88*	*%*	*52-100*		*1*	*08/29/22*	*08/30/22 12:21*	*1069*

TCL Volatiles plus Oxygenates Analytical Method: SW-846 8260 D Preparation Method: SW5030B

Qualifier(s): See Batch 196702 on Case Narrative.

	Result	Units	RL	Flag	Dil	Prepared	Analyzed	Analyst
Acetone	ND	ug/L	5.0		1	08/27/22	08/27/22 16:30	1011
tert-Amyl alcohol	ND	ug/L	5.0		1	08/27/22	08/27/22 16:30	1011
tert-Amyl ethyl ether	ND	ug/L	1.0		1	08/27/22	08/27/22 16:30	1011
tert-Amyl methyl ether	ND	ug/L	1.0		1	08/27/22	08/27/22 16:30	1011
Benzene	ND	ug/L	1.0		1	08/27/22	08/27/22 16:30	1011
Bromochloromethane	ND	ug/L	1.0		1	08/27/22	08/27/22 16:30	1011
Bromodichloromethane	ND	ug/L	1.0		1	08/27/22	08/27/22 16:30	1011
Bromoform	ND	ug/L	1.0		1	08/27/22	08/27/22 16:30	1011
Bromomethane	ND	ug/L	1.0		1	08/27/22	08/27/22 16:30	1011
tert-Butyl alcohol	ND	ug/L	5.0		1	08/27/22	08/27/22 16:30	1011
2-Butanone (MEK)	ND	ug/L	5.0		1	08/27/22	08/27/22 16:30	1011
tert-Butyl ethyl ether	ND	ug/L	1.0		1	08/27/22	08/27/22 16:30	1011
Carbon Disulfide	ND	ug/L	1.0		1	08/27/22	08/27/22 16:30	1011
Carbon tetrachloride	ND	ug/L	1.0		1	08/27/22	08/27/22 16:30	1011
Chlorobenzene	ND	ug/L	1.0		1	08/27/22	08/27/22 16:30	1011
Chloroethane	ND	ug/L	1.0		1	08/27/22	08/27/22 16:30	1011
Chloroform	ND	ug/L	1.0		1	08/27/22	08/27/22 16:30	1011
Chloromethane	ND	ug/L	1.0		1	08/27/22	08/27/22 16:30	1011
Cyclohexane	ND	ug/L	1.0		1	08/27/22	08/27/22 16:30	1011
1,2-Dibromo-3-chloropropane	ND	ug/L	1.0		1	08/27/22	08/27/22 16:30	1011
Dibromochloromethane	ND	ug/L	1.0		1	08/27/22	08/27/22 16:30	1011
1,2-Dibromoethane	ND	ug/L	1.0		1	08/27/22	08/27/22 16:30	1011
1,2-Dichlorobenzene	ND	ug/L	1.0		1	08/27/22	08/27/22 16:30	1011
1,3-Dichlorobenzene	ND	ug/L	1.0		1	08/27/22	08/27/22 16:30	1011
Dichlorodifluoromethane	ND	ug/L	1.0		1	08/27/22	08/27/22 16:30	1011
1,4-Dichlorobenzene	ND	ug/L	1.0		1	08/27/22	08/27/22 16:30	1011
1,1-Dichloroethane	ND	ug/L	1.0		1	08/27/22	08/27/22 16:30	1011

PHASE SEPARATION SCIENCE

6630 Baltimore National Pike
Baltimore, MD 21228
410-747-8770
800-932-9047
www.phaseonline.com

Certificate of Analysis

Project Name: Chester River Hospital Center
PSS Project No.: 22082530

Sample ID: MW-22 **Date/Time Sampled: 08/24/2022 10:45** **PSS Sample ID: 22082530-011**
Matrix: GROUND WATER **Date/Time Received: 08/25/2022 14:35**

TCL Volatiles plus Oxygenates Analytical Method: SW-846 8260 D Preparation Method: SW5030B

Qualifier(s): See Batch 196702 on Case Narrative.

	Result	Units	RL	Flag	Dil	Prepared	Analyzed	Analyst
1,2-Dichloroethane	ND	ug/L	1.0		1	08/27/22	08/27/22 16:30	1011
cis-1,2-Dichloroethene	ND	ug/L	1.0		1	08/27/22	08/27/22 16:30	1011
1,1-Dichloroethene	ND	ug/L	1.0		1	08/27/22	08/27/22 16:30	1011
1,2-Dichloropropane	ND	ug/L	1.0		1	08/27/22	08/27/22 16:30	1011
cis-1,3-Dichloropropene	ND	ug/L	1.0		1	08/27/22	08/27/22 16:30	1011
trans-1,3-Dichloropropene	ND	ug/L	1.0		1	08/27/22	08/27/22 16:30	1011
trans-1,2-Dichloroethene	ND	ug/L	1.0		1	08/27/22	08/27/22 16:30	1011
Diisopropyl ether	ND	ug/L	1.0		1	08/27/22	08/27/22 16:30	1011
Ethylbenzene	ND	ug/L	1.0		1	08/27/22	08/27/22 16:30	1011
2-Hexanone (MBK)	ND	ug/L	5.0		1	08/27/22	08/27/22 16:30	1011
Isopropylbenzene	ND	ug/L	1.0		1	08/27/22	08/27/22 16:30	1011
Methyl Acetate	ND	ug/L	1.0		1	08/27/22	08/27/22 16:30	1011
Methylcyclohexane	ND	ug/L	1.0		1	08/27/22	08/27/22 16:30	1011
Methylene chloride	ND	ug/L	1.0		1	08/27/22	08/27/22 16:30	1011
4-Methyl-2-Pentanone (MIBK)	ND	ug/L	5.0		1	08/27/22	08/27/22 16:30	1011
Methyl-t-Butyl Ether	ND	ug/L	1.0		1	08/27/22	08/27/22 16:30	1011
Naphthalene	ND	ug/L	1.0		1	08/27/22	08/27/22 16:30	1011
Styrene	ND	ug/L	1.0		1	08/27/22	08/27/22 16:30	1011
1,1,2,2-Tetrachloroethane	ND	ug/L	1.0		1	08/27/22	08/27/22 16:30	1011
Tetrachloroethene	ND	ug/L	1.0		1	08/27/22	08/27/22 16:30	1011
Toluene	ND	ug/L	1.0		1	08/27/22	08/27/22 16:30	1011
1,2,3-Trichlorobenzene	ND	ug/L	1.0		1	08/27/22	08/27/22 16:30	1011
1,2,4-Trichlorobenzene	ND	ug/L	1.0		1	08/27/22	08/27/22 16:30	1011
1,1,1-Trichloroethane	ND	ug/L	1.0		1	08/27/22	08/27/22 16:30	1011
Trichloroethene	ND	ug/L	1.0		1	08/27/22	08/27/22 16:30	1011
1,1,2-Trichloroethane	ND	ug/L	1.0		1	08/27/22	08/27/22 16:30	1011
Trichlorofluoromethane	ND	ug/L	1.0		1	08/27/22	08/27/22 16:30	1011
1,1,2-Trichlorotrifluoroethane	ND	ug/L	1.0		1	08/27/22	08/27/22 16:30	1011
Vinyl chloride	ND	ug/L	1.0		1	08/27/22	08/27/22 16:30	1011
m&p-Xylene	ND	ug/L	2.0		1	08/27/22	08/27/22 16:30	1011
o-Xylene	ND	ug/L	1.0		1	08/27/22	08/27/22 16:30	1011

Surrogate(s)	*Recovery*		*Limits*				
4-Bromofluorobenzene	*99*	*%*	*88-120*		*1*	*08/27/22*	*08/27/22 16:30*	*1011*
Dibromofluoromethane	*100*	*%*	*92-107*		*1*	*08/27/22*	*08/27/22 16:30*	*1011*
Toluene-D8	*100*	*%*	*95-106*		*1*	*08/27/22*	*08/27/22 16:30*	*1011*

PHASE SEPARATION SCIENCE

6630 Baltimore National Pike
Baltimore, MD 21228
410-747-8770
800-932-9047
www.phaseonline.com

Certificate of Analysis

Project Name: Chester River Hospital Center
PSS Project No.: 22082530

Sample ID: MW-31R **Date/Time Sampled: 08/25/2022 10:52** **PSS Sample ID: 22082530-012**
Matrix: GROUND WATER **Date/Time Received: 08/25/2022 14:35**

Total Petroleum Hydrocarbons - DRO Analytical Method: SW-846 8015C DRO Preparation Method: SW3510C

	Result	Units	RL	Flag	Dil	Prepared	Analyzed	Analyst
TPH-DRO (Diesel Range Organics)	ND	mg/L	0.10		1	08/29/22	08/30/22 17:25	1069
Surrogate(s)	***Recovery***		***Limits***					
o-Terphenyl	*93*	*%*	*52-100*		*1*	*08/29/22*	*08/30/22 17:25*	*1069*

TCL Volatiles plus Oxygenates Analytical Method: SW-846 8260 D Preparation Method: SW5030B

Qualifier(s): See Batch 196702 on Case Narrative.

	Result	Units	RL	Flag	Dil	Prepared	Analyzed	Analyst
Acetone	ND	ug/L	5.0		1	08/27/22	08/27/22 16:52	1011
tert-Amyl alcohol	ND	ug/L	5.0		1	08/27/22	08/27/22 16:52	1011
tert-Amyl ethyl ether	ND	ug/L	1.0		1	08/27/22	08/27/22 16:52	1011
tert-Amyl methyl ether	ND	ug/L	1.0		1	08/27/22	08/27/22 16:52	1011
Benzene	ND	ug/L	1.0		1	08/27/22	08/27/22 16:52	1011
Bromochloromethane	ND	ug/L	1.0		1	08/27/22	08/27/22 16:52	1011
Bromodichloromethane	ND	ug/L	1.0		1	08/27/22	08/27/22 16:52	1011
Bromoform	ND	ug/L	1.0		1	08/27/22	08/27/22 16:52	1011
Bromomethane	ND	ug/L	1.0		1	08/27/22	08/27/22 16:52	1011
tert-Butyl alcohol	ND	ug/L	5.0		1	08/27/22	08/27/22 16:52	1011
2-Butanone (MEK)	ND	ug/L	5.0		1	08/27/22	08/27/22 16:52	1011
tert-Butyl ethyl ether	ND	ug/L	1.0		1	08/27/22	08/27/22 16:52	1011
Carbon Disulfide	ND	ug/L	1.0		1	08/27/22	08/27/22 16:52	1011
Carbon tetrachloride	ND	ug/L	1.0		1	08/27/22	08/27/22 16:52	1011
Chlorobenzene	ND	ug/L	1.0		1	08/27/22	08/27/22 16:52	1011
Chloroethane	ND	ug/L	1.0		1	08/27/22	08/27/22 16:52	1011
Chloroform	ND	ug/L	1.0		1	08/27/22	08/27/22 16:52	1011
Chloromethane	ND	ug/L	1.0		1	08/27/22	08/27/22 16:52	1011
Cyclohexane	ND	ug/L	1.0		1	08/27/22	08/27/22 16:52	1011
1,2-Dibromo-3-chloropropane	ND	ug/L	1.0		1	08/27/22	08/27/22 16:52	1011
Dibromochloromethane	ND	ug/L	1.0		1	08/27/22	08/27/22 16:52	1011
1,2-Dibromoethane	ND	ug/L	1.0		1	08/27/22	08/27/22 16:52	1011
1,2-Dichlorobenzene	ND	ug/L	1.0		1	08/27/22	08/27/22 16:52	1011
1,3-Dichlorobenzene	ND	ug/L	1.0		1	08/27/22	08/27/22 16:52	1011
Dichlorodifluoromethane	ND	ug/L	1.0		1	08/27/22	08/27/22 16:52	1011
1,4-Dichlorobenzene	ND	ug/L	1.0		1	08/27/22	08/27/22 16:52	1011
1,1-Dichloroethane	ND	ug/L	1.0		1	08/27/22	08/27/22 16:52	1011

PHASE SEPARATION SCIENCE

6630 Baltimore National Pike
Baltimore, MD 21228
410-747-8770
800-932-9047
www.phaseonline.com

Certificate of Analysis

Project Name: Chester River Hospital Center
PSS Project No.: 22082530

Sample ID: MW-31R **Date/Time Sampled: 08/25/2022 10:52** **PSS Sample ID: 22082530-012**
Matrix: GROUND WATER **Date/Time Received: 08/25/2022 14:35**

TCL Volatiles plus Oxygenates Analytical Method: SW-846 8260 D Preparation Method: SW5030B

Qualifier(s): See Batch 196702 on Case Narrative.

	Result	Units	RL	Flag	Dil	Prepared	Analyzed	Analyst
1,2-Dichloroethane	ND	ug/L	1.0		1	08/27/22	08/27/22 16:52	1011
cis-1,2-Dichloroethene	ND	ug/L	1.0		1	08/27/22	08/27/22 16:52	1011
1,1-Dichloroethene	ND	ug/L	1.0		1	08/27/22	08/27/22 16:52	1011
1,2-Dichloropropane	ND	ug/L	1.0		1	08/27/22	08/27/22 16:52	1011
cis-1,3-Dichloropropene	ND	ug/L	1.0		1	08/27/22	08/27/22 16:52	1011
trans-1,3-Dichloropropene	ND	ug/L	1.0		1	08/27/22	08/27/22 16:52	1011
trans-1,2-Dichloroethene	ND	ug/L	1.0		1	08/27/22	08/27/22 16:52	1011
Diisopropyl ether	ND	ug/L	1.0		1	08/27/22	08/27/22 16:52	1011
Ethylbenzene	ND	ug/L	1.0		1	08/27/22	08/27/22 16:52	1011
2-Hexanone (MBK)	ND	ug/L	5.0		1	08/27/22	08/27/22 16:52	1011
Isopropylbenzene	ND	ug/L	1.0		1	08/27/22	08/27/22 16:52	1011
Methyl Acetate	ND	ug/L	1.0		1	08/27/22	08/27/22 16:52	1011
Methylcyclohexane	ND	ug/L	1.0		1	08/27/22	08/27/22 16:52	1011
Methylene chloride	ND	ug/L	1.0		1	08/27/22	08/27/22 16:52	1011
4-Methyl-2-Pentanone (MIBK)	ND	ug/L	5.0		1	08/27/22	08/27/22 16:52	1011
Methyl-t-Butyl Ether	ND	ug/L	1.0		1	08/27/22	08/27/22 16:52	1011
Naphthalene	ND	ug/L	1.0		1	08/27/22	08/27/22 16:52	1011
Styrene	ND	ug/L	1.0		1	08/27/22	08/27/22 16:52	1011
1,1,2,2-Tetrachloroethane	ND	ug/L	1.0		1	08/27/22	08/27/22 16:52	1011
Tetrachloroethene	ND	ug/L	1.0		1	08/27/22	08/27/22 16:52	1011
Toluene	ND	ug/L	1.0		1	08/27/22	08/27/22 16:52	1011
1,2,3-Trichlorobenzene	ND	ug/L	1.0		1	08/27/22	08/27/22 16:52	1011
1,2,4-Trichlorobenzene	ND	ug/L	1.0		1	08/27/22	08/27/22 16:52	1011
1,1,1-Trichloroethane	ND	ug/L	1.0		1	08/27/22	08/27/22 16:52	1011
Trichloroethene	ND	ug/L	1.0		1	08/27/22	08/27/22 16:52	1011
1,1,2-Trichloroethane	ND	ug/L	1.0		1	08/27/22	08/27/22 16:52	1011
Trichlorofluoromethane	ND	ug/L	1.0		1	08/27/22	08/27/22 16:52	1011
1,1,2-Trichlorotrifluoroethane	ND	ug/L	1.0		1	08/27/22	08/27/22 16:52	1011
Vinyl chloride	ND	ug/L	1.0		1	08/27/22	08/27/22 16:52	1011
m&p-Xylene	ND	ug/L	2.0		1	08/27/22	08/27/22 16:52	1011
o-Xylene	ND	ug/L	1.0		1	08/27/22	08/27/22 16:52	1011

Surrogate(s)	*Recovery*		*Limits*				
4-Bromofluorobenzene	*99*	*%*	*88-120*	*1*	*08/27/22*	*08/27/22 16:52*	*1011*
Dibromofluoromethane	*99*	*%*	*92-107*	*1*	*08/27/22*	*08/27/22 16:52*	*1011*
Toluene-D8	*100*	*%*	*95-106*	*1*	*08/27/22*	*08/27/22 16:52*	*1011*

PHASE SEPARATION SCIENCE

6630 Baltimore National Pike
Baltimore, MD 21228
410-747-8770
800-932-9047
www.phaseonline.com

Certificate of Analysis

Project Name: Chester River Hospital Center
PSS Project No.: 22082530

Sample ID: MW-43 **Date/Time Sampled: 08/25/2022 11:35** **PSS Sample ID: 22082530-013**
Matrix: GROUND WATER **Date/Time Received: 08/25/2022 14:35**

Total Petroleum Hydrocarbons - DRO Analytical Method: SW-846 8015C DRO Preparation Method: SW3510C

	Result	Units	RL	Flag	Dil	Prepared	Analyzed	Analyst
TPH-DRO (Diesel Range Organics)	**3.7**	mg/L	0.10		1	08/26/22	08/26/22 15:20	1069
Surrogate(s)	***Recovery***		***Limits***					
o-Terphenyl	*81*	*%*	*52-100*		*1*	*08/26/22*	*08/26/22 15:20*	*1069*

TCL Volatiles plus Oxygenates Analytical Method: SW-846 8260 D Preparation Method: SW5030B

Qualifier(s): See Batch 196702 on Case Narrative.

	Result	Units	RL	Flag	Dil	Prepared	Analyzed	Analyst
Acetone	ND	ug/L	5.0		1	08/27/22	08/27/22 17:15	1011
tert-Amyl alcohol	ND	ug/L	5.0		1	08/27/22	08/27/22 17:15	1011
tert-Amyl ethyl ether	ND	ug/L	1.0		1	08/27/22	08/27/22 17:15	1011
tert-Amyl methyl ether	ND	ug/L	1.0		1	08/27/22	08/27/22 17:15	1011
Benzene	ND	ug/L	1.0		1	08/27/22	08/27/22 17:15	1011
Bromochloromethane	ND	ug/L	1.0		1	08/27/22	08/27/22 17:15	1011
Bromodichloromethane	ND	ug/L	1.0		1	08/27/22	08/27/22 17:15	1011
Bromoform	ND	ug/L	1.0		1	08/27/22	08/27/22 17:15	1011
Bromomethane	ND	ug/L	1.0		1	08/27/22	08/27/22 17:15	1011
tert-Butyl alcohol	ND	ug/L	5.0		1	08/27/22	08/27/22 17:15	1011
2-Butanone (MEK)	ND	ug/L	5.0		1	08/27/22	08/27/22 17:15	1011
tert-Butyl ethyl ether	ND	ug/L	1.0		1	08/27/22	08/27/22 17:15	1011
Carbon Disulfide	ND	ug/L	1.0		1	08/27/22	08/27/22 17:15	1011
Carbon tetrachloride	ND	ug/L	1.0		1	08/27/22	08/27/22 17:15	1011
Chlorobenzene	ND	ug/L	1.0		1	08/27/22	08/27/22 17:15	1011
Chloroethane	ND	ug/L	1.0		1	08/27/22	08/27/22 17:15	1011
Chloroform	ND	ug/L	1.0		1	08/27/22	08/27/22 17:15	1011
Chloromethane	ND	ug/L	1.0		1	08/27/22	08/27/22 17:15	1011
Cyclohexane	ND	ug/L	1.0		1	08/27/22	08/27/22 17:15	1011
1,2-Dibromo-3-chloropropane	ND	ug/L	1.0		1	08/27/22	08/27/22 17:15	1011
Dibromochloromethane	ND	ug/L	1.0		1	08/27/22	08/27/22 17:15	1011
1,2-Dibromoethane	ND	ug/L	1.0		1	08/27/22	08/27/22 17:15	1011
1,2-Dichlorobenzene	ND	ug/L	1.0		1	08/27/22	08/27/22 17:15	1011
1,3-Dichlorobenzene	ND	ug/L	1.0		1	08/27/22	08/27/22 17:15	1011
Dichlorodifluoromethane	ND	ug/L	1.0		1	08/27/22	08/27/22 17:15	1011
1,4-Dichlorobenzene	ND	ug/L	1.0		1	08/27/22	08/27/22 17:15	1011
1,1-Dichloroethane	ND	ug/L	1.0		1	08/27/22	08/27/22 17:15	1011

PHASE SEPARATION SCIENCE

6630 Baltimore National Pike
Baltimore, MD 21228
410-747-8770
800-932-9047
www.phaseonline.com

Certificate of Analysis

Project Name: Chester River Hospital Center
PSS Project No.: 22082530

Sample ID: MW-43 **Date/Time Sampled: 08/25/2022 11:35** **PSS Sample ID: 22082530-013**
Matrix: GROUND WATER **Date/Time Received: 08/25/2022 14:35**

TCL Volatiles plus Oxygenates Analytical Method: SW-846 8260 D Preparation Method: SW5030B

Qualifier(s): See Batch 196702 on Case Narrative.

	Result	Units	RL	Flag	Dil	Prepared	Analyzed	Analyst
1,2-Dichloroethane	ND	ug/L	1.0		1	08/27/22	08/27/22 17:15	1011
cis-1,2-Dichloroethene	ND	ug/L	1.0		1	08/27/22	08/27/22 17:15	1011
1,1-Dichloroethene	ND	ug/L	1.0		1	08/27/22	08/27/22 17:15	1011
1,2-Dichloropropane	ND	ug/L	1.0		1	08/27/22	08/27/22 17:15	1011
cis-1,3-Dichloropropene	ND	ug/L	1.0		1	08/27/22	08/27/22 17:15	1011
trans-1,3-Dichloropropene	ND	ug/L	1.0		1	08/27/22	08/27/22 17:15	1011
trans-1,2-Dichloroethene	ND	ug/L	1.0		1	08/27/22	08/27/22 17:15	1011
Diisopropyl ether	ND	ug/L	1.0		1	08/27/22	08/27/22 17:15	1011
Ethylbenzene	ND	ug/L	1.0		1	08/27/22	08/27/22 17:15	1011
2-Hexanone (MBK)	ND	ug/L	5.0		1	08/27/22	08/27/22 17:15	1011
Isopropylbenzene	ND	ug/L	1.0		1	08/27/22	08/27/22 17:15	1011
Methyl Acetate	ND	ug/L	1.0		1	08/27/22	08/27/22 17:15	1011
Methylcyclohexane	ND	ug/L	1.0		1	08/27/22	08/27/22 17:15	1011
Methylene chloride	ND	ug/L	1.0		1	08/27/22	08/27/22 17:15	1011
4-Methyl-2-Pentanone (MIBK)	ND	ug/L	5.0		1	08/27/22	08/27/22 17:15	1011
Methyl-t-Butyl Ether	ND	ug/L	1.0		1	08/27/22	08/27/22 17:15	1011
Naphthalene	ND	ug/L	1.0		1	08/27/22	08/27/22 17:15	1011
Styrene	ND	ug/L	1.0		1	08/27/22	08/27/22 17:15	1011
1,1,2,2-Tetrachloroethane	ND	ug/L	1.0		1	08/27/22	08/27/22 17:15	1011
Tetrachloroethene	ND	ug/L	1.0		1	08/27/22	08/27/22 17:15	1011
Toluene	ND	ug/L	1.0		1	08/27/22	08/27/22 17:15	1011
1,2,3-Trichlorobenzene	ND	ug/L	1.0		1	08/27/22	08/27/22 17:15	1011
1,2,4-Trichlorobenzene	ND	ug/L	1.0		1	08/27/22	08/27/22 17:15	1011
1,1,1-Trichloroethane	ND	ug/L	1.0		1	08/27/22	08/27/22 17:15	1011
Trichloroethene	ND	ug/L	1.0		1	08/27/22	08/27/22 17:15	1011
1,1,2-Trichloroethane	ND	ug/L	1.0		1	08/27/22	08/27/22 17:15	1011
Trichlorofluoromethane	ND	ug/L	1.0		1	08/27/22	08/27/22 17:15	1011
1,1,2-Trichlorotrifluoroethane	ND	ug/L	1.0		1	08/27/22	08/27/22 17:15	1011
Vinyl chloride	ND	ug/L	1.0		1	08/27/22	08/27/22 17:15	1011
m&p-Xylene	ND	ug/L	2.0		1	08/27/22	08/27/22 17:15	1011
o-Xylene	ND	ug/L	1.0		1	08/27/22	08/27/22 17:15	1011

Surrogate(s)	*Recovery*		*Limits*				
4-Bromofluorobenzene	*102*	*%*	*88-120*		*1*	*08/27/22*	*08/27/22 17:15*	*1011*
Dibromofluoromethane	*101*	*%*	*92-107*		*1*	*08/27/22*	*08/27/22 17:15*	*1011*
Toluene-D8	*100*	*%*	*95-106*		*1*	*08/27/22*	*08/27/22 17:15*	*1011*

PHASE SEPARATION SCIENCE

6630 Baltimore National Pike
Baltimore, MD 21228
410-747-8770
800-932-9047
www.phaseonline.com

Certificate of Analysis

Project Name: Chester River Hospital Center
PSS Project No.: 22082530

Sample ID: MW-11 **Date/Time Sampled: 08/25/2022 11:45** **PSS Sample ID: 22082530-014**
Matrix: GROUND WATER **Date/Time Received: 08/25/2022 14:35**

Total Petroleum Hydrocarbons - DRO Analytical Method: SW-846 8015C DRO Preparation Method: SW3510C

	Result	Units	RL	Flag	Dil	Prepared	Analyzed	Analyst
TPH-DRO (Diesel Range Organics)	ND	mg/L	0.10		1	08/26/22	08/26/22 15:45	1069
Surrogate(s)	***Recovery***		***Limits***					
o-Terphenyl	*74*	*%*	*52-100*		*1*	*08/26/22*	*08/26/22 15:45*	*1069*

TCL Volatiles plus Oxygenates Analytical Method: SW-846 8260 D Preparation Method: SW5030B

Qualifier(s): See Batch 196702 on Case Narrative.

	Result	Units	RL	Flag	Dil	Prepared	Analyzed	Analyst
Acetone	ND	ug/L	5.0		1	08/27/22	08/27/22 17:38	1011
tert-Amyl alcohol	ND	ug/L	5.0		1	08/27/22	08/27/22 17:38	1011
tert-Amyl ethyl ether	ND	ug/L	1.0		1	08/27/22	08/27/22 17:38	1011
tert-Amyl methyl ether	ND	ug/L	1.0		1	08/27/22	08/27/22 17:38	1011
Benzene	ND	ug/L	1.0		1	08/27/22	08/27/22 17:38	1011
Bromochloromethane	ND	ug/L	1.0		1	08/27/22	08/27/22 17:38	1011
Bromodichloromethane	ND	ug/L	1.0		1	08/27/22	08/27/22 17:38	1011
Bromoform	ND	ug/L	1.0		1	08/27/22	08/27/22 17:38	1011
Bromomethane	ND	ug/L	1.0		1	08/27/22	08/27/22 17:38	1011
tert-Butyl alcohol	ND	ug/L	5.0		1	08/27/22	08/27/22 17:38	1011
2-Butanone (MEK)	ND	ug/L	5.0		1	08/27/22	08/27/22 17:38	1011
tert-Butyl ethyl ether	ND	ug/L	1.0		1	08/27/22	08/27/22 17:38	1011
Carbon Disulfide	ND	ug/L	1.0		1	08/27/22	08/27/22 17:38	1011
Carbon tetrachloride	ND	ug/L	1.0		1	08/27/22	08/27/22 17:38	1011
Chlorobenzene	ND	ug/L	1.0		1	08/27/22	08/27/22 17:38	1011
Chloroethane	ND	ug/L	1.0		1	08/27/22	08/27/22 17:38	1011
Chloroform	ND	ug/L	1.0		1	08/27/22	08/27/22 17:38	1011
Chloromethane	ND	ug/L	1.0		1	08/27/22	08/27/22 17:38	1011
Cyclohexane	ND	ug/L	1.0		1	08/27/22	08/27/22 17:38	1011
1,2-Dibromo-3-chloropropane	ND	ug/L	1.0		1	08/27/22	08/27/22 17:38	1011
Dibromochloromethane	ND	ug/L	1.0		1	08/27/22	08/27/22 17:38	1011
1,2-Dibromoethane	ND	ug/L	1.0		1	08/27/22	08/27/22 17:38	1011
1,2-Dichlorobenzene	ND	ug/L	1.0		1	08/27/22	08/27/22 17:38	1011
1,3-Dichlorobenzene	ND	ug/L	1.0		1	08/27/22	08/27/22 17:38	1011
Dichlorodifluoromethane	ND	ug/L	1.0		1	08/27/22	08/27/22 17:38	1011
1,4-Dichlorobenzene	ND	ug/L	1.0		1	08/27/22	08/27/22 17:38	1011
1,1-Dichloroethane	ND	ug/L	1.0		1	08/27/22	08/27/22 17:38	1011

PHASE SEPARATION SCIENCE

6630 Baltimore National Pike
Baltimore, MD 21228
410-747-8770
800-932-9047
www.phaseonline.com

Certificate of Analysis

Project Name: Chester River Hospital Center
PSS Project No.: 22082530

Sample ID: MW-11 **Date/Time Sampled: 08/25/2022 11:45** **PSS Sample ID: 22082530-014**
Matrix: GROUND WATER **Date/Time Received: 08/25/2022 14:35**

TCL Volatiles plus Oxygenates Analytical Method: SW-846 8260 D Preparation Method: SW5030B

Qualifier(s): See Batch 196702 on Case Narrative.

	Result	Units	RL	Flag	Dil	Prepared	Analyzed	Analyst
1,2-Dichloroethane	ND	ug/L	1.0		1	08/27/22	08/27/22 17:38	1011
cis-1,2-Dichloroethene	ND	ug/L	1.0		1	08/27/22	08/27/22 17:38	1011
1,1-Dichloroethene	ND	ug/L	1.0		1	08/27/22	08/27/22 17:38	1011
1,2-Dichloropropane	ND	ug/L	1.0		1	08/27/22	08/27/22 17:38	1011
cis-1,3-Dichloropropene	ND	ug/L	1.0		1	08/27/22	08/27/22 17:38	1011
trans-1,3-Dichloropropene	ND	ug/L	1.0		1	08/27/22	08/27/22 17:38	1011
trans-1,2-Dichloroethene	ND	ug/L	1.0		1	08/27/22	08/27/22 17:38	1011
Diisopropyl ether	ND	ug/L	1.0		1	08/27/22	08/27/22 17:38	1011
Ethylbenzene	ND	ug/L	1.0		1	08/27/22	08/27/22 17:38	1011
2-Hexanone (MBK)	ND	ug/L	5.0		1	08/27/22	08/27/22 17:38	1011
Isopropylbenzene	ND	ug/L	1.0		1	08/27/22	08/27/22 17:38	1011
Methyl Acetate	ND	ug/L	1.0		1	08/27/22	08/27/22 17:38	1011
Methylcyclohexane	ND	ug/L	1.0		1	08/27/22	08/27/22 17:38	1011
Methylene chloride	ND	ug/L	1.0		1	08/27/22	08/27/22 17:38	1011
4-Methyl-2-Pentanone (MIBK)	ND	ug/L	5.0		1	08/27/22	08/27/22 17:38	1011
Methyl-t-Butyl Ether	ND	ug/L	1.0		1	08/27/22	08/27/22 17:38	1011
Naphthalene	ND	ug/L	1.0		1	08/27/22	08/27/22 17:38	1011
Styrene	ND	ug/L	1.0		1	08/27/22	08/27/22 17:38	1011
1,1,2,2-Tetrachloroethane	ND	ug/L	1.0		1	08/27/22	08/27/22 17:38	1011
Tetrachloroethene	ND	ug/L	1.0		1	08/27/22	08/27/22 17:38	1011
Toluene	ND	ug/L	1.0		1	08/27/22	08/27/22 17:38	1011
1,2,3-Trichlorobenzene	ND	ug/L	1.0		1	08/27/22	08/27/22 17:38	1011
1,2,4-Trichlorobenzene	ND	ug/L	1.0		1	08/27/22	08/27/22 17:38	1011
1,1,1-Trichloroethane	ND	ug/L	1.0		1	08/27/22	08/27/22 17:38	1011
Trichloroethene	ND	ug/L	1.0		1	08/27/22	08/27/22 17:38	1011
1,1,2-Trichloroethane	ND	ug/L	1.0		1	08/27/22	08/27/22 17:38	1011
Trichlorofluoromethane	ND	ug/L	1.0		1	08/27/22	08/27/22 17:38	1011
1,1,2-Trichlorotrifluoroethane	ND	ug/L	1.0		1	08/27/22	08/27/22 17:38	1011
Vinyl chloride	ND	ug/L	1.0		1	08/27/22	08/27/22 17:38	1011
m&p-Xylene	ND	ug/L	2.0		1	08/27/22	08/27/22 17:38	1011
o-Xylene	ND	ug/L	1.0		1	08/27/22	08/27/22 17:38	1011

Surrogate(s)	*Recovery*		*Limits*				
4-Bromofluorobenzene	*102*	*%*	*88-120*	*1*	*08/27/22*	*08/27/22 17:38*	*1011*
Dibromofluoromethane	*100*	*%*	*92-107*	*1*	*08/27/22*	*08/27/22 17:38*	*1011*
Toluene-D8	*99*	*%*	*95-106*	*1*	*08/27/22*	*08/27/22 17:38*	*1011*

PHASE SEPARATION SCIENCE

6630 Baltimore National Pike
Baltimore, MD 21228
410-747-8770
800-932-9047
www.phaseonline.com

Certificate of Analysis

Project Name: Chester River Hospital Center
PSS Project No.: 22082530

Sample ID: MW-45 **Date/Time Sampled: 08/25/2022 13:35** **PSS Sample ID: 22082530-015**
Matrix: GROUND WATER **Date/Time Received: 08/25/2022 14:35**

Total Petroleum Hydrocarbons - DRO Analytical Method: SW-846 8015C DRO Preparation Method: SW3510C

	Result	Units	RL	Flag	Dil	Prepared	Analyzed	Analyst
TPH-DRO (Diesel Range Organics)	**1.2**	mg/L	0.10		1	08/26/22	08/26/22 16:10	1069
Surrogate(s)	***Recovery***		***Limits***					
o-Terphenyl	*87*	*%*	*52-100*		*1*	*08/26/22*	*08/26/22 16:10*	*1069*

TCL Volatiles plus Oxygenates Analytical Method: SW-846 8260 D Preparation Method: SW5030B

Qualifier(s): See Batch 196702 on Case Narrative.

	Result	Units	RL	Flag	Dil	Prepared	Analyzed	Analyst
Acetone	ND	ug/L	5.0		1	08/27/22	08/27/22 18:01	1011
tert-Amyl alcohol	ND	ug/L	5.0		1	08/27/22	08/27/22 18:01	1011
tert-Amyl ethyl ether	ND	ug/L	1.0		1	08/27/22	08/27/22 18:01	1011
tert-Amyl methyl ether	ND	ug/L	1.0		1	08/27/22	08/27/22 18:01	1011
Benzene	ND	ug/L	1.0		1	08/27/22	08/27/22 18:01	1011
Bromochloromethane	ND	ug/L	1.0		1	08/27/22	08/27/22 18:01	1011
Bromodichloromethane	ND	ug/L	1.0		1	08/27/22	08/27/22 18:01	1011
Bromoform	ND	ug/L	1.0		1	08/27/22	08/27/22 18:01	1011
Bromomethane	ND	ug/L	1.0		1	08/27/22	08/27/22 18:01	1011
tert-Butyl alcohol	ND	ug/L	5.0		1	08/27/22	08/27/22 18:01	1011
2-Butanone (MEK)	ND	ug/L	5.0		1	08/27/22	08/27/22 18:01	1011
tert-Butyl ethyl ether	ND	ug/L	1.0		1	08/27/22	08/27/22 18:01	1011
Carbon Disulfide	ND	ug/L	1.0		1	08/27/22	08/27/22 18:01	1011
Carbon tetrachloride	ND	ug/L	1.0		1	08/27/22	08/27/22 18:01	1011
Chlorobenzene	ND	ug/L	1.0		1	08/27/22	08/27/22 18:01	1011
Chloroethane	ND	ug/L	1.0		1	08/27/22	08/27/22 18:01	1011
Chloroform	ND	ug/L	1.0		1	08/27/22	08/27/22 18:01	1011
Chloromethane	ND	ug/L	1.0		1	08/27/22	08/27/22 18:01	1011
Cyclohexane	ND	ug/L	1.0		1	08/27/22	08/27/22 18:01	1011
1,2-Dibromo-3-chloropropane	ND	ug/L	1.0		1	08/27/22	08/27/22 18:01	1011
Dibromochloromethane	ND	ug/L	1.0		1	08/27/22	08/27/22 18:01	1011
1,2-Dibromoethane	ND	ug/L	1.0		1	08/27/22	08/27/22 18:01	1011
1,2-Dichlorobenzene	ND	ug/L	1.0		1	08/27/22	08/27/22 18:01	1011
1,3-Dichlorobenzene	ND	ug/L	1.0		1	08/27/22	08/27/22 18:01	1011
Dichlorodifluoromethane	ND	ug/L	1.0		1	08/27/22	08/27/22 18:01	1011
1,4-Dichlorobenzene	ND	ug/L	1.0		1	08/27/22	08/27/22 18:01	1011
1,1-Dichloroethane	ND	ug/L	1.0		1	08/27/22	08/27/22 18:01	1011

PHASE SEPARATION SCIENCE

6630 Baltimore National Pike
Baltimore, MD 21228
410-747-8770
800-932-9047
www.phaseonline.com

Certificate of Analysis

Project Name: Chester River Hospital Center
PSS Project No.: 22082530

Sample ID: MW-45 **Date/Time Sampled: 08/25/2022 13:35** **PSS Sample ID: 22082530-015**
Matrix: GROUND WATER **Date/Time Received: 08/25/2022 14:35**

TCL Volatiles plus Oxygenates Analytical Method: SW-846 8260 D Preparation Method: SW5030B

Qualifier(s): See Batch 196702 on Case Narrative.

	Result	Units	RL	Flag	Dil	Prepared	Analyzed	Analyst
1,2-Dichloroethane	ND	ug/L	1.0		1	08/27/22	08/27/22 18:01	1011
cis-1,2-Dichloroethene	ND	ug/L	1.0		1	08/27/22	08/27/22 18:01	1011
1,1-Dichloroethene	ND	ug/L	1.0		1	08/27/22	08/27/22 18:01	1011
1,2-Dichloropropane	ND	ug/L	1.0		1	08/27/22	08/27/22 18:01	1011
cis-1,3-Dichloropropene	ND	ug/L	1.0		1	08/27/22	08/27/22 18:01	1011
trans-1,3-Dichloropropene	ND	ug/L	1.0		1	08/27/22	08/27/22 18:01	1011
trans-1,2-Dichloroethene	ND	ug/L	1.0		1	08/27/22	08/27/22 18:01	1011
Diisopropyl ether	ND	ug/L	1.0		1	08/27/22	08/27/22 18:01	1011
Ethylbenzene	ND	ug/L	1.0		1	08/27/22	08/27/22 18:01	1011
2-Hexanone (MBK)	ND	ug/L	5.0		1	08/27/22	08/27/22 18:01	1011
Isopropylbenzene	ND	ug/L	1.0		1	08/27/22	08/27/22 18:01	1011
Methyl Acetate	ND	ug/L	1.0		1	08/27/22	08/27/22 18:01	1011
Methylcyclohexane	ND	ug/L	1.0		1	08/27/22	08/27/22 18:01	1011
Methylene chloride	ND	ug/L	1.0		1	08/27/22	08/27/22 18:01	1011
4-Methyl-2-Pentanone (MIBK)	ND	ug/L	5.0		1	08/27/22	08/27/22 18:01	1011
Methyl-t-Butyl Ether	ND	ug/L	1.0		1	08/27/22	08/27/22 18:01	1011
Naphthalene	ND	ug/L	1.0		1	08/27/22	08/27/22 18:01	1011
Styrene	ND	ug/L	1.0		1	08/27/22	08/27/22 18:01	1011
1,1,2,2-Tetrachloroethane	ND	ug/L	1.0		1	08/27/22	08/27/22 18:01	1011
Tetrachloroethene	ND	ug/L	1.0		1	08/27/22	08/27/22 18:01	1011
Toluene	ND	ug/L	1.0		1	08/27/22	08/27/22 18:01	1011
1,2,3-Trichlorobenzene	ND	ug/L	1.0		1	08/27/22	08/27/22 18:01	1011
1,2,4-Trichlorobenzene	ND	ug/L	1.0		1	08/27/22	08/27/22 18:01	1011
1,1,1-Trichloroethane	ND	ug/L	1.0		1	08/27/22	08/27/22 18:01	1011
Trichloroethene	ND	ug/L	1.0		1	08/27/22	08/27/22 18:01	1011
1,1,2-Trichloroethane	ND	ug/L	1.0		1	08/27/22	08/27/22 18:01	1011
Trichlorofluoromethane	ND	ug/L	1.0		1	08/27/22	08/27/22 18:01	1011
1,1,2-Trichlorotrifluoroethane	ND	ug/L	1.0		1	08/27/22	08/27/22 18:01	1011
Vinyl chloride	ND	ug/L	1.0		1	08/27/22	08/27/22 18:01	1011
m&p-Xylene	ND	ug/L	2.0		1	08/27/22	08/27/22 18:01	1011
o-Xylene	ND	ug/L	1.0		1	08/27/22	08/27/22 18:01	1011

Surrogate(s)	*Recovery*		*Limits*				
4-Bromofluorobenzene	*99*	*%*	*88-120*		*1*	*08/27/22*	*08/27/22 18:01*	*1011*
Dibromofluoromethane	*100*	*%*	*92-107*		*1*	*08/27/22*	*08/27/22 18:01*	*1011*
Toluene-D8	*100*	*%*	*95-106*		*1*	*08/27/22*	*08/27/22 18:01*	*1011*

PHASE SEPARATION SCIENCE

6630 Baltimore National Pike
Baltimore, MD 21228
410-747-8770
800-932-9047
www.phaseonline.com

Certificate of Analysis

Project Name: Chester River Hospital Center
PSS Project No.: 22082530

Sample ID: MW-53 **Date/Time Sampled: 08/24/2022 13:50** **PSS Sample ID: 22082530-016**
Matrix: GROUND WATER **Date/Time Received: 08/25/2022 14:35**

Total Petroleum Hydrocarbons - DRO Analytical Method: SW-846 8015C DRO Preparation Method: SW3510C

	Result	Units	RL	Flag	Dil	Prepared	Analyzed	Analyst
TPH-DRO (Diesel Range Organics)	ND	mg/L	0.10		1	08/26/22	08/26/22 16:35	1069
Surrogate(s)	***Recovery***		***Limits***					
o-Terphenyl	*80*	*%*	*52-100*		*1*	*08/26/22*	*08/26/22 16:35*	*1069*

TCL Volatiles plus Oxygenates Analytical Method: SW-846 8260 D Preparation Method: SW5030B

Qualifier(s): See Batch 196702 on Case Narrative.

	Result	Units	RL	Flag	Dil	Prepared	Analyzed	Analyst
Acetone	ND	ug/L	5.0		1	08/27/22	08/27/22 18:23	1011
tert-Amyl alcohol	ND	ug/L	5.0		1	08/27/22	08/27/22 18:23	1011
tert-Amyl ethyl ether	ND	ug/L	1.0		1	08/27/22	08/27/22 18:23	1011
tert-Amyl methyl ether	ND	ug/L	1.0		1	08/27/22	08/27/22 18:23	1011
Benzene	ND	ug/L	1.0		1	08/27/22	08/27/22 18:23	1011
Bromochloromethane	ND	ug/L	1.0		1	08/27/22	08/27/22 18:23	1011
Bromodichloromethane	ND	ug/L	1.0		1	08/27/22	08/27/22 18:23	1011
Bromoform	ND	ug/L	1.0		1	08/27/22	08/27/22 18:23	1011
Bromomethane	ND	ug/L	1.0		1	08/27/22	08/27/22 18:23	1011
tert-Butyl alcohol	ND	ug/L	5.0		1	08/27/22	08/27/22 18:23	1011
2-Butanone (MEK)	ND	ug/L	5.0		1	08/27/22	08/27/22 18:23	1011
tert-Butyl ethyl ether	ND	ug/L	1.0		1	08/27/22	08/27/22 18:23	1011
Carbon Disulfide	ND	ug/L	1.0		1	08/27/22	08/27/22 18:23	1011
Carbon tetrachloride	ND	ug/L	1.0		1	08/27/22	08/27/22 18:23	1011
Chlorobenzene	ND	ug/L	1.0		1	08/27/22	08/27/22 18:23	1011
Chloroethane	ND	ug/L	1.0		1	08/27/22	08/27/22 18:23	1011
Chloroform	ND	ug/L	1.0		1	08/27/22	08/27/22 18:23	1011
Chloromethane	ND	ug/L	1.0		1	08/27/22	08/27/22 18:23	1011
Cyclohexane	ND	ug/L	1.0		1	08/27/22	08/27/22 18:23	1011
1,2-Dibromo-3-chloropropane	ND	ug/L	1.0		1	08/27/22	08/27/22 18:23	1011
Dibromochloromethane	ND	ug/L	1.0		1	08/27/22	08/27/22 18:23	1011
1,2-Dibromoethane	ND	ug/L	1.0		1	08/27/22	08/27/22 18:23	1011
1,2-Dichlorobenzene	ND	ug/L	1.0		1	08/27/22	08/27/22 18:23	1011
1,3-Dichlorobenzene	ND	ug/L	1.0		1	08/27/22	08/27/22 18:23	1011
Dichlorodifluoromethane	ND	ug/L	1.0		1	08/27/22	08/27/22 18:23	1011
1,4-Dichlorobenzene	ND	ug/L	1.0		1	08/27/22	08/27/22 18:23	1011
1,1-Dichloroethane	ND	ug/L	1.0		1	08/27/22	08/27/22 18:23	1011

PHASE SEPARATION SCIENCE

6630 Baltimore National Pike
Baltimore, MD 21228
410-747-8770
800-932-9047
www.phaseonline.com

Certificate of Analysis

Project Name: Chester River Hospital Center
PSS Project No.: 22082530

Sample ID: MW-53 **Date/Time Sampled: 08/24/2022 13:50** **PSS Sample ID: 22082530-016**
Matrix: GROUND WATER **Date/Time Received: 08/25/2022 14:35**

TCL Volatiles plus Oxygenates Analytical Method: SW-846 8260 D Preparation Method: SW5030B

Qualifier(s): See Batch 196702 on Case Narrative.

	Result	Units	RL	Flag	Dil	Prepared	Analyzed	Analyst
1,2-Dichloroethane	ND	ug/L	1.0		1	08/27/22	08/27/22 18:23	1011
cis-1,2-Dichloroethene	ND	ug/L	1.0		1	08/27/22	08/27/22 18:23	1011
1,1-Dichloroethene	ND	ug/L	1.0		1	08/27/22	08/27/22 18:23	1011
1,2-Dichloropropane	ND	ug/L	1.0		1	08/27/22	08/27/22 18:23	1011
cis-1,3-Dichloropropene	ND	ug/L	1.0		1	08/27/22	08/27/22 18:23	1011
trans-1,3-Dichloropropene	ND	ug/L	1.0		1	08/27/22	08/27/22 18:23	1011
trans-1,2-Dichloroethene	ND	ug/L	1.0		1	08/27/22	08/27/22 18:23	1011
Diisopropyl ether	ND	ug/L	1.0		1	08/27/22	08/27/22 18:23	1011
Ethylbenzene	ND	ug/L	1.0		1	08/27/22	08/27/22 18:23	1011
2-Hexanone (MBK)	ND	ug/L	5.0		1	08/27/22	08/27/22 18:23	1011
Isopropylbenzene	ND	ug/L	1.0		1	08/27/22	08/27/22 18:23	1011
Methyl Acetate	ND	ug/L	1.0		1	08/27/22	08/27/22 18:23	1011
Methylcyclohexane	ND	ug/L	1.0		1	08/27/22	08/27/22 18:23	1011
Methylene chloride	ND	ug/L	1.0		1	08/27/22	08/27/22 18:23	1011
4-Methyl-2-Pentanone (MIBK)	ND	ug/L	5.0		1	08/27/22	08/27/22 18:23	1011
Methyl-t-Butyl Ether	ND	ug/L	1.0		1	08/27/22	08/27/22 18:23	1011
Naphthalene	ND	ug/L	1.0		1	08/27/22	08/27/22 18:23	1011
Styrene	ND	ug/L	1.0		1	08/27/22	08/27/22 18:23	1011
1,1,2,2-Tetrachloroethane	ND	ug/L	1.0		1	08/27/22	08/27/22 18:23	1011
Tetrachloroethene	ND	ug/L	1.0		1	08/27/22	08/27/22 18:23	1011
Toluene	ND	ug/L	1.0		1	08/27/22	08/27/22 18:23	1011
1,2,3-Trichlorobenzene	ND	ug/L	1.0		1	08/27/22	08/27/22 18:23	1011
1,2,4-Trichlorobenzene	ND	ug/L	1.0		1	08/27/22	08/27/22 18:23	1011
1,1,1-Trichloroethane	ND	ug/L	1.0		1	08/27/22	08/27/22 18:23	1011
Trichloroethene	ND	ug/L	1.0		1	08/27/22	08/27/22 18:23	1011
1,1,2-Trichloroethane	ND	ug/L	1.0		1	08/27/22	08/27/22 18:23	1011
Trichlorofluoromethane	ND	ug/L	1.0		1	08/27/22	08/27/22 18:23	1011
1,1,2-Trichlorotrifluoroethane	ND	ug/L	1.0		1	08/27/22	08/27/22 18:23	1011
Vinyl chloride	ND	ug/L	1.0		1	08/27/22	08/27/22 18:23	1011
m&p-Xylene	ND	ug/L	2.0		1	08/27/22	08/27/22 18:23	1011
o-Xylene	ND	ug/L	1.0		1	08/27/22	08/27/22 18:23	1011

Surrogate(s)	*Recovery*		*Limits*				
4-Bromofluorobenzene	*99*	*%*	*88-120*	*1*	*08/27/22*	*08/27/22 18:23*	*1011*
Dibromofluoromethane	*99*	*%*	*92-107*	*1*	*08/27/22*	*08/27/22 18:23*	*1011*
Toluene-D8	*99*	*%*	*95-106*	*1*	*08/27/22*	*08/27/22 18:23*	*1011*

PHASE SEPARATION SCIENCE

6630 Baltimore National Pike
Baltimore, MD 21228
410-747-8770
800-932-9047
www.phaseonline.com

Certificate of Analysis

Project Name: Chester River Hospital Center
PSS Project No.: 22082530

Sample ID: MW-13 **Date/Time Sampled: 08/24/2022 14:20** **PSS Sample ID: 22082530-017**
Matrix: GROUND WATER **Date/Time Received: 08/25/2022 14:35**

Total Petroleum Hydrocarbons - DRO Analytical Method: SW-846 8015C DRO Preparation Method: SW3510C

	Result	Units	RL	Flag	Dil	Prepared	Analyzed	Analyst
TPH-DRO (Diesel Range Organics)	**6.4**	mg/L	0.10		1	08/26/22	08/26/22 14:31	1069
Surrogate(s)	***Recovery***		***Limits***					
o-Terphenyl	*67*	*%*	*52-100*		*1*	*08/26/22*	*08/26/22 14:31*	*1069*

TCL Volatiles plus Oxygenates Analytical Method: SW-846 8260 D Preparation Method: SW5030B

Qualifier(s): See Batch 196702 on Case Narrative.

	Result	Units	RL	Flag	Dil	Prepared	Analyzed	Analyst
Acetone	ND	ug/L	5.0		1	08/27/22	08/27/22 18:46	1011
tert-Amyl alcohol	ND	ug/L	5.0		1	08/27/22	08/27/22 18:46	1011
tert-Amyl ethyl ether	ND	ug/L	1.0		1	08/27/22	08/27/22 18:46	1011
tert-Amyl methyl ether	ND	ug/L	1.0		1	08/27/22	08/27/22 18:46	1011
Benzene	ND	ug/L	1.0		1	08/27/22	08/27/22 18:46	1011
Bromochloromethane	ND	ug/L	1.0		1	08/27/22	08/27/22 18:46	1011
Bromodichloromethane	ND	ug/L	1.0		1	08/27/22	08/27/22 18:46	1011
Bromoform	ND	ug/L	1.0		1	08/27/22	08/27/22 18:46	1011
Bromomethane	ND	ug/L	1.0		1	08/27/22	08/27/22 18:46	1011
tert-Butyl alcohol	ND	ug/L	5.0		1	08/27/22	08/27/22 18:46	1011
2-Butanone (MEK)	ND	ug/L	5.0		1	08/27/22	08/27/22 18:46	1011
tert-Butyl ethyl ether	ND	ug/L	1.0		1	08/27/22	08/27/22 18:46	1011
Carbon Disulfide	ND	ug/L	1.0		1	08/27/22	08/27/22 18:46	1011
Carbon tetrachloride	ND	ug/L	1.0		1	08/27/22	08/27/22 18:46	1011
Chlorobenzene	ND	ug/L	1.0		1	08/27/22	08/27/22 18:46	1011
Chloroethane	ND	ug/L	1.0		1	08/27/22	08/27/22 18:46	1011
Chloroform	ND	ug/L	1.0		1	08/27/22	08/27/22 18:46	1011
Chloromethane	ND	ug/L	1.0		1	08/27/22	08/27/22 18:46	1011
Cyclohexane	ND	ug/L	1.0		1	08/27/22	08/27/22 18:46	1011
1,2-Dibromo-3-chloropropane	ND	ug/L	1.0		1	08/27/22	08/27/22 18:46	1011
Dibromochloromethane	ND	ug/L	1.0		1	08/27/22	08/27/22 18:46	1011
1,2-Dibromoethane	ND	ug/L	1.0		1	08/27/22	08/27/22 18:46	1011
1,2-Dichlorobenzene	ND	ug/L	1.0		1	08/27/22	08/27/22 18:46	1011
1,3-Dichlorobenzene	ND	ug/L	1.0		1	08/27/22	08/27/22 18:46	1011
Dichlorodifluoromethane	ND	ug/L	1.0		1	08/27/22	08/27/22 18:46	1011
1,4-Dichlorobenzene	ND	ug/L	1.0		1	08/27/22	08/27/22 18:46	1011
1,1-Dichloroethane	ND	ug/L	1.0		1	08/27/22	08/27/22 18:46	1011

PHASE SEPARATION SCIENCE

6630 Baltimore National Pike
Baltimore, MD 21228
410-747-8770
800-932-9047
www.phaseonline.com

Certificate of Analysis

Project Name: Chester River Hospital Center
PSS Project No.: 22082530

Sample ID: MW-13 **Date/Time Sampled: 08/24/2022 14:20** **PSS Sample ID: 22082530-017**
Matrix: GROUND WATER **Date/Time Received: 08/25/2022 14:35**

TCL Volatiles plus Oxygenates Analytical Method: SW-846 8260 D Preparation Method: SW5030B

Qualifier(s): See Batch 196702 on Case Narrative.

	Result	Units	RL	Flag	Dil	Prepared	Analyzed	Analyst
1,2-Dichloroethane	ND	ug/L	1.0		1	08/27/22	08/27/22 18:46	1011
cis-1,2-Dichloroethene	ND	ug/L	1.0		1	08/27/22	08/27/22 18:46	1011
1,1-Dichloroethene	ND	ug/L	1.0		1	08/27/22	08/27/22 18:46	1011
1,2-Dichloropropane	ND	ug/L	1.0		1	08/27/22	08/27/22 18:46	1011
cis-1,3-Dichloropropene	ND	ug/L	1.0		1	08/27/22	08/27/22 18:46	1011
trans-1,3-Dichloropropene	ND	ug/L	1.0		1	08/27/22	08/27/22 18:46	1011
trans-1,2-Dichloroethene	ND	ug/L	1.0		1	08/27/22	08/27/22 18:46	1011
Diisopropyl ether	ND	ug/L	1.0		1	08/27/22	08/27/22 18:46	1011
Ethylbenzene	ND	ug/L	1.0		1	08/27/22	08/27/22 18:46	1011
2-Hexanone (MBK)	ND	ug/L	5.0		1	08/27/22	08/27/22 18:46	1011
Isopropylbenzene	ND	ug/L	1.0		1	08/27/22	08/27/22 18:46	1011
Methyl Acetate	ND	ug/L	1.0		1	08/27/22	08/27/22 18:46	1011
Methylcyclohexane	ND	ug/L	1.0		1	08/27/22	08/27/22 18:46	1011
Methylene chloride	ND	ug/L	1.0		1	08/27/22	08/27/22 18:46	1011
4-Methyl-2-Pentanone (MIBK)	ND	ug/L	5.0		1	08/27/22	08/27/22 18:46	1011
Methyl-t-Butyl Ether	ND	ug/L	1.0		1	08/27/22	08/27/22 18:46	1011
Naphthalene	ND	ug/L	1.0		1	08/27/22	08/27/22 18:46	1011
Styrene	ND	ug/L	1.0		1	08/27/22	08/27/22 18:46	1011
1,1,2,2-Tetrachloroethane	ND	ug/L	1.0		1	08/27/22	08/27/22 18:46	1011
Tetrachloroethene	ND	ug/L	1.0		1	08/27/22	08/27/22 18:46	1011
Toluene	ND	ug/L	1.0		1	08/27/22	08/27/22 18:46	1011
1,2,3-Trichlorobenzene	ND	ug/L	1.0		1	08/27/22	08/27/22 18:46	1011
1,2,4-Trichlorobenzene	ND	ug/L	1.0		1	08/27/22	08/27/22 18:46	1011
1,1,1-Trichloroethane	ND	ug/L	1.0		1	08/27/22	08/27/22 18:46	1011
Trichloroethene	ND	ug/L	1.0		1	08/27/22	08/27/22 18:46	1011
1,1,2-Trichloroethane	ND	ug/L	1.0		1	08/27/22	08/27/22 18:46	1011
Trichlorofluoromethane	ND	ug/L	1.0		1	08/27/22	08/27/22 18:46	1011
1,1,2-Trichlorotrifluoroethane	ND	ug/L	1.0		1	08/27/22	08/27/22 18:46	1011
Vinyl chloride	ND	ug/L	1.0		1	08/27/22	08/27/22 18:46	1011
m&p-Xylene	ND	ug/L	2.0		1	08/27/22	08/27/22 18:46	1011
o-Xylene	ND	ug/L	1.0		1	08/27/22	08/27/22 18:46	1011

Surrogate(s)	*Recovery*		*Limits*				
4-Bromofluorobenzene	*98*	*%*	*88-120*	*1*	*08/27/22*	*08/27/22 18:46*	*1011*
Dibromofluoromethane	*99*	*%*	*92-107*	*1*	*08/27/22*	*08/27/22 18:46*	*1011*
Toluene-D8	*99*	*%*	*95-106*	*1*	*08/27/22*	*08/27/22 18:46*	*1011*

PHASE SEPARATION SCIENCE

6630 Baltimore National Pike
Baltimore, MD 21228
410-747-8770
800-932-9047
www.phaseonline.com

Certificate of Analysis

Project Name: Chester River Hospital Center
PSS Project No.: 22082530

Sample ID: MW-46 **Date/Time Sampled: 08/24/2022 15:05** **PSS Sample ID: 22082530-018**
Matrix: GROUND WATER **Date/Time Received: 08/25/2022 14:35**

Total Petroleum Hydrocarbons - DRO Analytical Method: SW-846 8015C DRO Preparation Method: SW3510C

	Result	Units	RL	Flag	Dil	Prepared	Analyzed	Analyst
TPH-DRO (Diesel Range Organics)	**2.2**	mg/L	0.10		1	08/26/22	08/26/22 14:55	1069
Surrogate(s)	***Recovery***		***Limits***					
o-Terphenyl	*75*	*%*	*52-100*		*1*	*08/26/22*	*08/26/22 14:55*	*1069*

TCL Volatiles plus Oxygenates Analytical Method: SW-846 8260 D Preparation Method: SW5030B

Qualifier(s): See Batch 196702 on Case Narrative.

	Result	Units	RL	Flag	Dil	Prepared	Analyzed	Analyst
Acetone	ND	ug/L	5.0		1	08/27/22	08/27/22 19:09	1011
tert-Amyl alcohol	ND	ug/L	5.0		1	08/27/22	08/27/22 19:09	1011
tert-Amyl ethyl ether	ND	ug/L	1.0		1	08/27/22	08/27/22 19:09	1011
tert-Amyl methyl ether	ND	ug/L	1.0		1	08/27/22	08/27/22 19:09	1011
Benzene	ND	ug/L	1.0		1	08/27/22	08/27/22 19:09	1011
Bromochloromethane	ND	ug/L	1.0		1	08/27/22	08/27/22 19:09	1011
Bromodichloromethane	ND	ug/L	1.0		1	08/27/22	08/27/22 19:09	1011
Bromoform	ND	ug/L	1.0		1	08/27/22	08/27/22 19:09	1011
Bromomethane	ND	ug/L	1.0		1	08/27/22	08/27/22 19:09	1011
tert-Butyl alcohol	ND	ug/L	5.0		1	08/27/22	08/27/22 19:09	1011
2-Butanone (MEK)	ND	ug/L	5.0		1	08/27/22	08/27/22 19:09	1011
tert-Butyl ethyl ether	ND	ug/L	1.0		1	08/27/22	08/27/22 19:09	1011
Carbon Disulfide	ND	ug/L	1.0		1	08/27/22	08/27/22 19:09	1011
Carbon tetrachloride	ND	ug/L	1.0		1	08/27/22	08/27/22 19:09	1011
Chlorobenzene	ND	ug/L	1.0		1	08/27/22	08/27/22 19:09	1011
Chloroethane	ND	ug/L	1.0		1	08/27/22	08/27/22 19:09	1011
Chloroform	ND	ug/L	1.0		1	08/27/22	08/27/22 19:09	1011
Chloromethane	ND	ug/L	1.0		1	08/27/22	08/27/22 19:09	1011
Cyclohexane	ND	ug/L	1.0		1	08/27/22	08/27/22 19:09	1011
1,2-Dibromo-3-chloropropane	ND	ug/L	1.0		1	08/27/22	08/27/22 19:09	1011
Dibromochloromethane	ND	ug/L	1.0		1	08/27/22	08/27/22 19:09	1011
1,2-Dibromoethane	ND	ug/L	1.0		1	08/27/22	08/27/22 19:09	1011
1,2-Dichlorobenzene	ND	ug/L	1.0		1	08/27/22	08/27/22 19:09	1011
1,3-Dichlorobenzene	ND	ug/L	1.0		1	08/27/22	08/27/22 19:09	1011
Dichlorodifluoromethane	ND	ug/L	1.0		1	08/27/22	08/27/22 19:09	1011
1,4-Dichlorobenzene	ND	ug/L	1.0		1	08/27/22	08/27/22 19:09	1011
1,1-Dichloroethane	ND	ug/L	1.0		1	08/27/22	08/27/22 19:09	1011

PHASE SEPARATION SCIENCE

6630 Baltimore National Pike
Baltimore, MD 21228
410-747-8770
800-932-9047
www.phaseonline.com

Certificate of Analysis

Project Name: Chester River Hospital Center
PSS Project No.: 22082530

Sample ID: MW-46 **Date/Time Sampled: 08/24/2022 15:05** **PSS Sample ID: 22082530-018**
Matrix: GROUND WATER **Date/Time Received: 08/25/2022 14:35**

TCL Volatiles plus Oxygenates Analytical Method: SW-846 8260 D Preparation Method: SW5030B

Qualifier(s): See Batch 196702 on Case Narrative.

	Result	Units	RL	Flag	Dil	Prepared	Analyzed	Analyst
1,2-Dichloroethane	ND	ug/L	1.0		1	08/27/22	08/27/22 19:09	1011
cis-1,2-Dichloroethene	ND	ug/L	1.0		1	08/27/22	08/27/22 19:09	1011
1,1-Dichloroethene	ND	ug/L	1.0		1	08/27/22	08/27/22 19:09	1011
1,2-Dichloropropane	ND	ug/L	1.0		1	08/27/22	08/27/22 19:09	1011
cis-1,3-Dichloropropene	ND	ug/L	1.0		1	08/27/22	08/27/22 19:09	1011
trans-1,3-Dichloropropene	ND	ug/L	1.0		1	08/27/22	08/27/22 19:09	1011
trans-1,2-Dichloroethene	ND	ug/L	1.0		1	08/27/22	08/27/22 19:09	1011
Diisopropyl ether	ND	ug/L	1.0		1	08/27/22	08/27/22 19:09	1011
Ethylbenzene	ND	ug/L	1.0		1	08/27/22	08/27/22 19:09	1011
2-Hexanone (MBK)	ND	ug/L	5.0		1	08/27/22	08/27/22 19:09	1011
Isopropylbenzene	**8.3**	ug/L	1.0		1	08/27/22	08/27/22 19:09	1011
Methyl Acetate	ND	ug/L	1.0		1	08/27/22	08/27/22 19:09	1011
Methylcyclohexane	ND	ug/L	1.0		1	08/27/22	08/27/22 19:09	1011
Methylene chloride	ND	ug/L	1.0		1	08/27/22	08/27/22 19:09	1011
4-Methyl-2-Pentanone (MIBK)	ND	ug/L	5.0		1	08/27/22	08/27/22 19:09	1011
Methyl-t-Butyl Ether	ND	ug/L	1.0		1	08/27/22	08/27/22 19:09	1011
Naphthalene	**14**	ug/L	1.0		1	08/27/22	08/27/22 19:09	1011
Styrene	ND	ug/L	1.0		1	08/27/22	08/27/22 19:09	1011
1,1,2,2-Tetrachloroethane	ND	ug/L	1.0		1	08/27/22	08/27/22 19:09	1011
Tetrachloroethene	ND	ug/L	1.0		1	08/27/22	08/27/22 19:09	1011
Toluene	ND	ug/L	1.0		1	08/27/22	08/27/22 19:09	1011
1,2,3-Trichlorobenzene	ND	ug/L	1.0		1	08/27/22	08/27/22 19:09	1011
1,2,4-Trichlorobenzene	ND	ug/L	1.0		1	08/27/22	08/27/22 19:09	1011
1,1,1-Trichloroethane	ND	ug/L	1.0		1	08/27/22	08/27/22 19:09	1011
Trichloroethene	ND	ug/L	1.0		1	08/27/22	08/27/22 19:09	1011
1,1,2-Trichloroethane	ND	ug/L	1.0		1	08/27/22	08/27/22 19:09	1011
Trichlorofluoromethane	ND	ug/L	1.0		1	08/27/22	08/27/22 19:09	1011
1,1,2-Trichlorotrifluoroethane	ND	ug/L	1.0		1	08/27/22	08/27/22 19:09	1011
Vinyl chloride	ND	ug/L	1.0		1	08/27/22	08/27/22 19:09	1011
m&p-Xylene	ND	ug/L	2.0		1	08/27/22	08/27/22 19:09	1011
o-Xylene	ND	ug/L	1.0		1	08/27/22	08/27/22 19:09	1011

Surrogate(s)	*Recovery*		*Limits*				
4-Bromofluorobenzene	*97*	*%*	*88-120*	*1*	*08/27/22*	*08/27/22 19:09*	*1011*
Dibromofluoromethane	*99*	*%*	*92-107*	*1*	*08/27/22*	*08/27/22 19:09*	*1011*
Toluene-D8	*99*	*%*	*95-106*	*1*	*08/27/22*	*08/27/22 19:09*	*1011*

PHASE SEPARATION SCIENCE

6630 Baltimore National Pike
Baltimore, MD 21228
410-747-8770
800-932-9047
www.phaseonline.com

Certificate of Analysis

Project Name: Chester River Hospital Center
PSS Project No.: 22082530

Sample ID: RW-4 **Date/Time Sampled: 08/24/2022 14:40** **PSS Sample ID: 22082530-019**
Matrix: GROUND WATER **Date/Time Received: 08/25/2022 14:35**

Total Petroleum Hydrocarbons - DRO Analytical Method: SW-846 8015C DRO Preparation Method: SW3510C

	Result	Units	RL	Flag	Dil	Prepared	Analyzed	Analyst
TPH-DRO (Diesel Range Organics)	ND	mg/L	0.10		1	08/29/22	08/30/22 17:25	1069
Surrogate(s)	***Recovery***		***Limits***					
o-Terphenyl	*79*	*%*	*52-100*		*1*	*08/29/22*	*08/30/22 17:25*	*1069*

TCL Volatiles plus Oxygenates Analytical Method: SW-846 8260 D Preparation Method: SW5030B

Qualifier(s): See Batch 196702 on Case Narrative.

	Result	Units	RL	Flag	Dil	Prepared	Analyzed	Analyst
Acetone	ND	ug/L	5.0		1	08/27/22	08/27/22 19:32	1011
tert-Amyl alcohol	ND	ug/L	5.0		1	08/27/22	08/27/22 19:32	1011
tert-Amyl ethyl ether	ND	ug/L	1.0		1	08/27/22	08/27/22 19:32	1011
tert-Amyl methyl ether	ND	ug/L	1.0		1	08/27/22	08/27/22 19:32	1011
Benzene	ND	ug/L	1.0		1	08/27/22	08/27/22 19:32	1011
Bromochloromethane	ND	ug/L	1.0		1	08/27/22	08/27/22 19:32	1011
Bromodichloromethane	ND	ug/L	1.0		1	08/27/22	08/27/22 19:32	1011
Bromoform	ND	ug/L	1.0		1	08/27/22	08/27/22 19:32	1011
Bromomethane	ND	ug/L	1.0		1	08/27/22	08/27/22 19:32	1011
tert-Butyl alcohol	ND	ug/L	5.0		1	08/27/22	08/27/22 19:32	1011
2-Butanone (MEK)	ND	ug/L	5.0		1	08/27/22	08/27/22 19:32	1011
tert-Butyl ethyl ether	ND	ug/L	1.0		1	08/27/22	08/27/22 19:32	1011
Carbon Disulfide	ND	ug/L	1.0		1	08/27/22	08/27/22 19:32	1011
Carbon tetrachloride	ND	ug/L	1.0		1	08/27/22	08/27/22 19:32	1011
Chlorobenzene	ND	ug/L	1.0		1	08/27/22	08/27/22 19:32	1011
Chloroethane	ND	ug/L	1.0		1	08/27/22	08/27/22 19:32	1011
Chloroform	ND	ug/L	1.0		1	08/27/22	08/27/22 19:32	1011
Chloromethane	ND	ug/L	1.0		1	08/27/22	08/27/22 19:32	1011
Cyclohexane	ND	ug/L	1.0		1	08/27/22	08/27/22 19:32	1011
1,2-Dibromo-3-chloropropane	ND	ug/L	1.0		1	08/27/22	08/27/22 19:32	1011
Dibromochloromethane	ND	ug/L	1.0		1	08/27/22	08/27/22 19:32	1011
1,2-Dibromoethane	ND	ug/L	1.0		1	08/27/22	08/27/22 19:32	1011
1,2-Dichlorobenzene	ND	ug/L	1.0		1	08/27/22	08/27/22 19:32	1011
1,3-Dichlorobenzene	ND	ug/L	1.0		1	08/27/22	08/27/22 19:32	1011
Dichlorodifluoromethane	ND	ug/L	1.0		1	08/27/22	08/27/22 19:32	1011
1,4-Dichlorobenzene	ND	ug/L	1.0		1	08/27/22	08/27/22 19:32	1011
1,1-Dichloroethane	ND	ug/L	1.0		1	08/27/22	08/27/22 19:32	1011

PHASE SEPARATION SCIENCE

6630 Baltimore National Pike
Baltimore, MD 21228
410-747-8770
800-932-9047
www.phaseonline.com

Certificate of Analysis

Project Name: Chester River Hospital Center
PSS Project No.: 22082530

Sample ID: RW-4 **Date/Time Sampled: 08/24/2022 14:40** **PSS Sample ID: 22082530-019**
Matrix: GROUND WATER **Date/Time Received: 08/25/2022 14:35**

TCL Volatiles plus Oxygenates Analytical Method: SW-846 8260 D Preparation Method: SW5030B

Qualifier(s): See Batch 196702 on Case Narrative.

	Result	Units	RL	Flag	Dil	Prepared	Analyzed	Analyst
1,2-Dichloroethane	ND	ug/L	1.0		1	08/27/22	08/27/22 19:32	1011
cis-1,2-Dichloroethene	ND	ug/L	1.0		1	08/27/22	08/27/22 19:32	1011
1,1-Dichloroethene	ND	ug/L	1.0		1	08/27/22	08/27/22 19:32	1011
1,2-Dichloropropane	ND	ug/L	1.0		1	08/27/22	08/27/22 19:32	1011
cis-1,3-Dichloropropene	ND	ug/L	1.0		1	08/27/22	08/27/22 19:32	1011
trans-1,3-Dichloropropene	ND	ug/L	1.0		1	08/27/22	08/27/22 19:32	1011
trans-1,2-Dichloroethene	ND	ug/L	1.0		1	08/27/22	08/27/22 19:32	1011
Diisopropyl ether	ND	ug/L	1.0		1	08/27/22	08/27/22 19:32	1011
Ethylbenzene	ND	ug/L	1.0		1	08/27/22	08/27/22 19:32	1011
2-Hexanone (MBK)	ND	ug/L	5.0		1	08/27/22	08/27/22 19:32	1011
Isopropylbenzene	ND	ug/L	1.0		1	08/27/22	08/27/22 19:32	1011
Methyl Acetate	ND	ug/L	1.0		1	08/27/22	08/27/22 19:32	1011
Methylcyclohexane	ND	ug/L	1.0		1	08/27/22	08/27/22 19:32	1011
Methylene chloride	ND	ug/L	1.0		1	08/27/22	08/27/22 19:32	1011
4-Methyl-2-Pentanone (MIBK)	ND	ug/L	5.0		1	08/27/22	08/27/22 19:32	1011
Methyl-t-Butyl Ether	ND	ug/L	1.0		1	08/27/22	08/27/22 19:32	1011
Naphthalene	ND	ug/L	1.0		1	08/27/22	08/27/22 19:32	1011
Styrene	ND	ug/L	1.0		1	08/27/22	08/27/22 19:32	1011
1,1,2,2-Tetrachloroethane	ND	ug/L	1.0		1	08/27/22	08/27/22 19:32	1011
Tetrachloroethene	ND	ug/L	1.0		1	08/27/22	08/27/22 19:32	1011
Toluene	ND	ug/L	1.0		1	08/27/22	08/27/22 19:32	1011
1,2,3-Trichlorobenzene	ND	ug/L	1.0		1	08/27/22	08/27/22 19:32	1011
1,2,4-Trichlorobenzene	ND	ug/L	1.0		1	08/27/22	08/27/22 19:32	1011
1,1,1-Trichloroethane	ND	ug/L	1.0		1	08/27/22	08/27/22 19:32	1011
Trichloroethene	ND	ug/L	1.0		1	08/27/22	08/27/22 19:32	1011
1,1,2-Trichloroethane	ND	ug/L	1.0		1	08/27/22	08/27/22 19:32	1011
Trichlorofluoromethane	ND	ug/L	1.0		1	08/27/22	08/27/22 19:32	1011
1,1,2-Trichlorotrifluoroethane	ND	ug/L	1.0		1	08/27/22	08/27/22 19:32	1011
Vinyl chloride	ND	ug/L	1.0		1	08/27/22	08/27/22 19:32	1011
m&p-Xylene	ND	ug/L	2.0		1	08/27/22	08/27/22 19:32	1011
o-Xylene	ND	ug/L	1.0		1	08/27/22	08/27/22 19:32	1011

Surrogate(s)	*Recovery*		*Limits*				
4-Bromofluorobenzene	*99*	*%*	*88-120*		*1*	*08/27/22*	*08/27/22 19:32*	*1011*
Dibromofluoromethane	*97*	*%*	*92-107*		*1*	*08/27/22*	*08/27/22 19:32*	*1011*
Toluene-D8	*101*	*%*	*95-106*		*1*	*08/27/22*	*08/27/22 19:32*	*1011*

PHASE SEPARATION SCIENCE

6630 Baltimore National Pike
Baltimore, MD 21228
410-747-8770
800-932-9047
www.phaseonline.com

Certificate of Analysis

Project Name: Chester River Hospital Center
PSS Project No.: 22082530

Sample ID: MW-40 **Date/Time Sampled: 08/24/2022 15:30** **PSS Sample ID: 22082530-020**
Matrix: GROUND WATER **Date/Time Received: 08/25/2022 14:35**

Total Petroleum Hydrocarbons - DRO Analytical Method: SW-846 8015C DRO Preparation Method: SW3510C

	Result	Units	RL	Flag	Dil	Prepared	Analyzed	Analyst
TPH-DRO (Diesel Range Organics)	ND	mg/L	0.10		1	08/29/22	08/30/22 18:14	1069
Surrogate(s)	***Recovery***		***Limits***					
o-Terphenyl	*83*	*%*	*52-100*		*1*	*08/29/22*	*08/30/22 18:14*	*1069*

TCL Volatiles plus Oxygenates Analytical Method: SW-846 8260 D Preparation Method: SW5030B

Qualifier(s): See Batch 196703 on Case Narrative.

	Result	Units	RL	Flag	Dil	Prepared	Analyzed	Analyst
Acetone	ND	ug/L	5.0		1	08/27/22	08/27/22 22:11	1011
tert-Amyl alcohol	ND	ug/L	5.0		1	08/27/22	08/27/22 22:11	1011
tert-Amyl ethyl ether	ND	ug/L	1.0		1	08/27/22	08/27/22 22:11	1011
tert-Amyl methyl ether	ND	ug/L	1.0		1	08/27/22	08/27/22 22:11	1011
Benzene	ND	ug/L	1.0		1	08/27/22	08/27/22 22:11	1011
Bromochloromethane	ND	ug/L	1.0		1	08/27/22	08/27/22 22:11	1011
Bromodichloromethane	ND	ug/L	1.0		1	08/27/22	08/27/22 22:11	1011
Bromoform	ND	ug/L	1.0		1	08/27/22	08/27/22 22:11	1011
Bromomethane	ND	ug/L	1.0		1	08/27/22	08/27/22 22:11	1011
tert-Butyl alcohol	ND	ug/L	5.0		1	08/27/22	08/27/22 22:11	1011
2-Butanone (MEK)	ND	ug/L	5.0		1	08/27/22	08/27/22 22:11	1011
tert-Butyl ethyl ether	ND	ug/L	1.0		1	08/27/22	08/27/22 22:11	1011
Carbon Disulfide	ND	ug/L	1.0		1	08/27/22	08/27/22 22:11	1011
Carbon tetrachloride	ND	ug/L	1.0		1	08/27/22	08/27/22 22:11	1011
Chlorobenzene	ND	ug/L	1.0		1	08/27/22	08/27/22 22:11	1011
Chloroethane	ND	ug/L	1.0		1	08/27/22	08/27/22 22:11	1011
Chloroform	ND	ug/L	1.0		1	08/27/22	08/27/22 22:11	1011
Chloromethane	ND	ug/L	1.0		1	08/27/22	08/27/22 22:11	1011
Cyclohexane	ND	ug/L	1.0		1	08/27/22	08/27/22 22:11	1011
1,2-Dibromo-3-chloropropane	ND	ug/L	1.0		1	08/27/22	08/27/22 22:11	1011
Dibromochloromethane	ND	ug/L	1.0		1	08/27/22	08/27/22 22:11	1011
1,2-Dibromoethane	ND	ug/L	1.0		1	08/27/22	08/27/22 22:11	1011
1,2-Dichlorobenzene	ND	ug/L	1.0		1	08/27/22	08/27/22 22:11	1011
1,3-Dichlorobenzene	ND	ug/L	1.0		1	08/27/22	08/27/22 22:11	1011
Dichlorodifluoromethane	ND	ug/L	1.0		1	08/27/22	08/27/22 22:11	1011
1,4-Dichlorobenzene	ND	ug/L	1.0		1	08/27/22	08/27/22 22:11	1011
1,1-Dichloroethane	ND	ug/L	1.0		1	08/27/22	08/27/22 22:11	1011

PHASE SEPARATION SCIENCE

6630 Baltimore National Pike
Baltimore, MD 21228
410-747-8770
800-932-9047
www.phaseonline.com

Certificate of Analysis

Project Name: Chester River Hospital Center
PSS Project No.: 22082530

Sample ID: MW-40 **Date/Time Sampled: 08/24/2022 15:30** **PSS Sample ID: 22082530-020**
Matrix: GROUND WATER **Date/Time Received: 08/25/2022 14:35**

TCL Volatiles plus Oxygenates Analytical Method: SW-846 8260 D Preparation Method: SW5030B

Qualifier(s): See Batch 196703 on Case Narrative.

	Result	Units	RL	Flag	Dil	Prepared	Analyzed	Analyst
1,2-Dichloroethane	ND	ug/L	1.0		1	08/27/22	08/27/22 22:11	1011
cis-1,2-Dichloroethene	ND	ug/L	1.0		1	08/27/22	08/27/22 22:11	1011
1,1-Dichloroethene	ND	ug/L	1.0		1	08/27/22	08/27/22 22:11	1011
1,2-Dichloropropane	ND	ug/L	1.0		1	08/27/22	08/27/22 22:11	1011
cis-1,3-Dichloropropene	ND	ug/L	1.0		1	08/27/22	08/27/22 22:11	1011
trans-1,3-Dichloropropene	ND	ug/L	1.0		1	08/27/22	08/27/22 22:11	1011
trans-1,2-Dichloroethene	ND	ug/L	1.0		1	08/27/22	08/27/22 22:11	1011
Diisopropyl ether	ND	ug/L	1.0		1	08/27/22	08/27/22 22:11	1011
Ethylbenzene	ND	ug/L	1.0		1	08/27/22	08/27/22 22:11	1011
2-Hexanone (MBK)	ND	ug/L	5.0		1	08/27/22	08/27/22 22:11	1011
Isopropylbenzene	ND	ug/L	1.0		1	08/27/22	08/27/22 22:11	1011
Methyl Acetate	ND	ug/L	1.0		1	08/27/22	08/27/22 22:11	1011
Methylcyclohexane	ND	ug/L	1.0		1	08/27/22	08/27/22 22:11	1011
Methylene chloride	ND	ug/L	1.0		1	08/27/22	08/27/22 22:11	1011
4-Methyl-2-Pentanone (MIBK)	ND	ug/L	5.0		1	08/27/22	08/27/22 22:11	1011
Methyl-t-Butyl Ether	ND	ug/L	1.0		1	08/27/22	08/27/22 22:11	1011
Naphthalene	ND	ug/L	1.0		1	08/27/22	08/27/22 22:11	1011
Styrene	ND	ug/L	1.0		1	08/27/22	08/27/22 22:11	1011
1,1,2,2-Tetrachloroethane	ND	ug/L	1.0		1	08/27/22	08/27/22 22:11	1011
Tetrachloroethene	ND	ug/L	1.0		1	08/27/22	08/27/22 22:11	1011
Toluene	ND	ug/L	1.0		1	08/27/22	08/27/22 22:11	1011
1,2,3-Trichlorobenzene	ND	ug/L	1.0		1	08/27/22	08/27/22 22:11	1011
1,2,4-Trichlorobenzene	ND	ug/L	1.0		1	08/27/22	08/27/22 22:11	1011
1,1,1-Trichloroethane	ND	ug/L	1.0		1	08/27/22	08/27/22 22:11	1011
Trichloroethene	ND	ug/L	1.0		1	08/27/22	08/27/22 22:11	1011
1,1,2-Trichloroethane	ND	ug/L	1.0		1	08/27/22	08/27/22 22:11	1011
Trichlorofluoromethane	ND	ug/L	1.0		1	08/27/22	08/27/22 22:11	1011
1,1,2-Trichlorotrifluoroethane	ND	ug/L	1.0		1	08/27/22	08/27/22 22:11	1011
Vinyl chloride	ND	ug/L	1.0		1	08/27/22	08/27/22 22:11	1011
m&p-Xylene	ND	ug/L	2.0		1	08/27/22	08/27/22 22:11	1011
o-Xylene	ND	ug/L	1.0		1	08/27/22	08/27/22 22:11	1011

Surrogate(s)	*Recovery*		*Limits*				
4-Bromofluorobenzene	*99*	*%*	*88-120*	*1*	*08/27/22*	*08/27/22 22:11*	*1011*
Dibromofluoromethane	*98*	*%*	*92-107*	*1*	*08/27/22*	*08/27/22 22:11*	*1011*
Toluene-D8	*100*	*%*	*95-106*	*1*	*08/27/22*	*08/27/22 22:11*	*1011*

PHASE SEPARATION SCIENCE

6630 Baltimore National Pike
Baltimore, MD 21228
410-747-8770
800-932-9047
www.phaseonline.com

Certificate of Analysis

Project Name: Chester River Hospital Center
PSS Project No.: 22082530

Sample ID: MW-55 **Date/Time Sampled: 08/25/2022 08:25** **PSS Sample ID: 22082530-021**
Matrix: GROUND WATER **Date/Time Received: 08/25/2022 14:35**

Total Petroleum Hydrocarbons - DRO Analytical Method: SW-846 8015C DRO Preparation Method: SW3510C

	Result	Units	RL	Flag	Dil	Prepared	Analyzed	Analyst
TPH-DRO (Diesel Range Organics)	ND	mg/L	0.10		1	08/29/22	08/30/22 17:00	1069
Surrogate(s)	***Recovery***		***Limits***					
o-Terphenyl	*86*	*%*	*52-100*		*1*	*08/29/22*	*08/30/22 17:00*	*1069*

TCL Volatiles plus Oxygenates Analytical Method: SW-846 8260 D Preparation Method: SW5030B

Qualifier(s): See Batch 196703 on Case Narrative.

	Result	Units	RL	Flag	Dil	Prepared	Analyzed	Analyst
Acetone	ND	ug/L	5.0		1	08/27/22	08/28/22 00:04	1011
tert-Amyl alcohol	ND	ug/L	5.0		1	08/27/22	08/28/22 00:04	1011
tert-Amyl ethyl ether	ND	ug/L	1.0		1	08/27/22	08/28/22 00:04	1011
tert-Amyl methyl ether	ND	ug/L	1.0		1	08/27/22	08/28/22 00:04	1011
Benzene	ND	ug/L	1.0		1	08/27/22	08/28/22 00:04	1011
Bromochloromethane	ND	ug/L	1.0		1	08/27/22	08/28/22 00:04	1011
Bromodichloromethane	ND	ug/L	1.0		1	08/27/22	08/28/22 00:04	1011
Bromoform	ND	ug/L	1.0		1	08/27/22	08/28/22 00:04	1011
Bromomethane	ND	ug/L	1.0		1	08/27/22	08/28/22 00:04	1011
tert-Butyl alcohol	ND	ug/L	5.0		1	08/27/22	08/28/22 00:04	1011
2-Butanone (MEK)	ND	ug/L	5.0		1	08/27/22	08/28/22 00:04	1011
tert-Butyl ethyl ether	ND	ug/L	1.0		1	08/27/22	08/28/22 00:04	1011
Carbon Disulfide	ND	ug/L	1.0		1	08/27/22	08/28/22 00:04	1011
Carbon tetrachloride	ND	ug/L	1.0		1	08/27/22	08/28/22 00:04	1011
Chlorobenzene	ND	ug/L	1.0		1	08/27/22	08/28/22 00:04	1011
Chloroethane	ND	ug/L	1.0		1	08/27/22	08/28/22 00:04	1011
Chloroform	ND	ug/L	1.0		1	08/27/22	08/28/22 00:04	1011
Chloromethane	ND	ug/L	1.0		1	08/27/22	08/28/22 00:04	1011
Cyclohexane	ND	ug/L	1.0		1	08/27/22	08/28/22 00:04	1011
1,2-Dibromo-3-chloropropane	ND	ug/L	1.0		1	08/27/22	08/28/22 00:04	1011
Dibromochloromethane	ND	ug/L	1.0		1	08/27/22	08/28/22 00:04	1011
1,2-Dibromoethane	ND	ug/L	1.0		1	08/27/22	08/28/22 00:04	1011
1,2-Dichlorobenzene	ND	ug/L	1.0		1	08/27/22	08/28/22 00:04	1011
1,3-Dichlorobenzene	ND	ug/L	1.0		1	08/27/22	08/28/22 00:04	1011
Dichlorodifluoromethane	ND	ug/L	1.0		1	08/27/22	08/28/22 00:04	1011
1,4-Dichlorobenzene	ND	ug/L	1.0		1	08/27/22	08/28/22 00:04	1011
1,1-Dichloroethane	ND	ug/L	1.0		1	08/27/22	08/28/22 00:04	1011

PHASE SEPARATION SCIENCE

6630 Baltimore National Pike
Baltimore, MD 21228
410-747-8770
800-932-9047
www.phaseonline.com

Certificate of Analysis

Project Name: Chester River Hospital Center
PSS Project No.: 22082530

Sample ID: MW-55 **Date/Time Sampled: 08/25/2022 08:25** **PSS Sample ID: 22082530-021**
Matrix: GROUND WATER **Date/Time Received: 08/25/2022 14:35**

TCL Volatiles plus Oxygenates Analytical Method: SW-846 8260 D Preparation Method: SW5030B

Qualifier(s): See Batch 196703 on Case Narrative.

	Result	Units	RL	Flag	Dil	Prepared	Analyzed	Analyst
1,2-Dichloroethane	ND	ug/L	1.0		1	08/27/22	08/28/22 00:04	1011
cis-1,2-Dichloroethene	ND	ug/L	1.0		1	08/27/22	08/28/22 00:04	1011
1,1-Dichloroethene	ND	ug/L	1.0		1	08/27/22	08/28/22 00:04	1011
1,2-Dichloropropane	ND	ug/L	1.0		1	08/27/22	08/28/22 00:04	1011
cis-1,3-Dichloropropene	ND	ug/L	1.0		1	08/27/22	08/28/22 00:04	1011
trans-1,3-Dichloropropene	ND	ug/L	1.0		1	08/27/22	08/28/22 00:04	1011
trans-1,2-Dichloroethene	ND	ug/L	1.0		1	08/27/22	08/28/22 00:04	1011
Diisopropyl ether	ND	ug/L	1.0		1	08/27/22	08/28/22 00:04	1011
Ethylbenzene	ND	ug/L	1.0		1	08/27/22	08/28/22 00:04	1011
2-Hexanone (MBK)	ND	ug/L	5.0		1	08/27/22	08/28/22 00:04	1011
Isopropylbenzene	ND	ug/L	1.0		1	08/27/22	08/28/22 00:04	1011
Methyl Acetate	ND	ug/L	1.0		1	08/27/22	08/28/22 00:04	1011
Methylcyclohexane	ND	ug/L	1.0		1	08/27/22	08/28/22 00:04	1011
Methylene chloride	ND	ug/L	1.0		1	08/27/22	08/28/22 00:04	1011
4-Methyl-2-Pentanone (MIBK)	ND	ug/L	5.0		1	08/27/22	08/28/22 00:04	1011
Methyl-t-Butyl Ether	ND	ug/L	1.0		1	08/27/22	08/28/22 00:04	1011
Naphthalene	ND	ug/L	1.0		1	08/27/22	08/28/22 00:04	1011
Styrene	ND	ug/L	1.0		1	08/27/22	08/28/22 00:04	1011
1,1,2,2-Tetrachloroethane	ND	ug/L	1.0		1	08/27/22	08/28/22 00:04	1011
Tetrachloroethene	ND	ug/L	1.0		1	08/27/22	08/28/22 00:04	1011
Toluene	ND	ug/L	1.0		1	08/27/22	08/28/22 00:04	1011
1,2,3-Trichlorobenzene	ND	ug/L	1.0		1	08/27/22	08/28/22 00:04	1011
1,2,4-Trichlorobenzene	ND	ug/L	1.0		1	08/27/22	08/28/22 00:04	1011
1,1,1-Trichloroethane	ND	ug/L	1.0		1	08/27/22	08/28/22 00:04	1011
Trichloroethene	ND	ug/L	1.0		1	08/27/22	08/28/22 00:04	1011
1,1,2-Trichloroethane	ND	ug/L	1.0		1	08/27/22	08/28/22 00:04	1011
Trichlorofluoromethane	ND	ug/L	1.0		1	08/27/22	08/28/22 00:04	1011
1,1,2-Trichlorotrifluoroethane	ND	ug/L	1.0		1	08/27/22	08/28/22 00:04	1011
Vinyl chloride	ND	ug/L	1.0		1	08/27/22	08/28/22 00:04	1011
m&p-Xylene	ND	ug/L	2.0		1	08/27/22	08/28/22 00:04	1011
o-Xylene	ND	ug/L	1.0		1	08/27/22	08/28/22 00:04	1011

Surrogate(s)	*Recovery*		*Limits*				
4-Bromofluorobenzene	*100*	*%*	*88-120*		*1*	*08/27/22*	*08/28/22 00:04*	*1011*
Dibromofluoromethane	*99*	*%*	*92-107*		*1*	*08/27/22*	*08/28/22 00:04*	*1011*
Toluene-D8	*99*	*%*	*95-106*		*1*	*08/27/22*	*08/28/22 00:04*	*1011*

PHASE SEPARATION SCIENCE

6630 Baltimore National Pike
Baltimore, MD 21228
410-747-8770
800-932-9047
www.phaseonline.com

Certificate of Analysis

Project Name: Chester River Hospital Center
PSS Project No.: 22082530

Sample ID: RW-5 **Date/Time Sampled: 08/25/2022 08:35** **PSS Sample ID: 22082530-022**
Matrix: GROUND WATER **Date/Time Received: 08/25/2022 14:35**

Inorganic Anions: Nitrate — Analytical Method: EPA 300.0 — Preparation Method: E300.0P

	Result	Units	RL	Flag	Dil	Prepared	Analyzed	Analyst
Nitrate (as N)	**4.2**	mg/L	0.10		1	08/25/22	08/25/22 18:58	1053

Total Petroleum Hydrocarbons - DRO — Analytical Method: SW-846 8015C DRO — Preparation Method: SW3510C

	Result	Units	RL	Flag	Dil	Prepared	Analyzed	Analyst
TPH-DRO (Diesel Range Organics)	ND	mg/L	0.10		1	08/29/22	08/30/22 17:00	1069
Surrogate(s)	***Recovery***		***Limits***					
o-Terphenyl	*75*	*%*	*52-100*		*1*	*08/29/22*	*08/30/22 17:00*	*1069*

TCL Volatiles plus Oxygenates — Analytical Method: SW-846 8260 D — Preparation Method: SW5030B

Qualifier(s): See Batch 196703 on Case Narrative.

	Result	Units	RL	Flag	Dil	Prepared	Analyzed	Analyst
Acetone	ND	ug/L	5.0		1	08/27/22	08/28/22 00:27	1011
tert-Amyl alcohol	ND	ug/L	5.0		1	08/27/22	08/28/22 00:27	1011
tert-Amyl ethyl ether	ND	ug/L	1.0		1	08/27/22	08/28/22 00:27	1011
tert-Amyl methyl ether	ND	ug/L	1.0		1	08/27/22	08/28/22 00:27	1011
Benzene	ND	ug/L	1.0		1	08/27/22	08/28/22 00:27	1011
Bromochloromethane	ND	ug/L	1.0		1	08/27/22	08/28/22 00:27	1011
Bromodichloromethane	ND	ug/L	1.0		1	08/27/22	08/28/22 00:27	1011
Bromoform	ND	ug/L	1.0		1	08/27/22	08/28/22 00:27	1011
Bromomethane	ND	ug/L	1.0		1	08/27/22	08/28/22 00:27	1011
tert-Butyl alcohol	ND	ug/L	5.0		1	08/27/22	08/28/22 00:27	1011
2-Butanone (MEK)	ND	ug/L	5.0		1	08/27/22	08/28/22 00:27	1011
tert-Butyl ethyl ether	ND	ug/L	1.0		1	08/27/22	08/28/22 00:27	1011
Carbon Disulfide	ND	ug/L	1.0		1	08/27/22	08/28/22 00:27	1011
Carbon tetrachloride	ND	ug/L	1.0		1	08/27/22	08/28/22 00:27	1011
Chlorobenzene	ND	ug/L	1.0		1	08/27/22	08/28/22 00:27	1011
Chloroethane	ND	ug/L	1.0		1	08/27/22	08/28/22 00:27	1011
Chloroform	ND	ug/L	1.0		1	08/27/22	08/28/22 00:27	1011
Chloromethane	ND	ug/L	1.0		1	08/27/22	08/28/22 00:27	1011

PHASE SEPARATION SCIENCE

6630 Baltimore National Pike
Baltimore, MD 21228
410-747-8770
800-932-9047
www.phaseonline.com

Certificate of Analysis

Project Name: Chester River Hospital Center
PSS Project No.: 22082530

Sample ID: RW-5 **Date/Time Sampled: 08/25/2022 08:35** **PSS Sample ID: 22082530-022**
Matrix: GROUND WATER **Date/Time Received: 08/25/2022 14:35**

TCL Volatiles plus Oxygenates Analytical Method: SW-846 8260 D Preparation Method: SW5030B

Qualifier(s): See Batch 196703 on Case Narrative.

	Result	Units	RL	Flag	Dil	Prepared	Analyzed	Analyst
Cyclohexane	ND	ug/L	1.0		1	08/27/22	08/28/22 00:27	1011
1,2-Dibromo-3-chloropropane	ND	ug/L	1.0		1	08/27/22	08/28/22 00:27	1011
Dibromochloromethane	ND	ug/L	1.0		1	08/27/22	08/28/22 00:27	1011
1,2-Dibromoethane	ND	ug/L	1.0		1	08/27/22	08/28/22 00:27	1011
1,2-Dichlorobenzene	ND	ug/L	1.0		1	08/27/22	08/28/22 00:27	1011
1,3-Dichlorobenzene	ND	ug/L	1.0		1	08/27/22	08/28/22 00:27	1011
Dichlorodifluoromethane	ND	ug/L	1.0		1	08/27/22	08/28/22 00:27	1011
1,4-Dichlorobenzene	ND	ug/L	1.0		1	08/27/22	08/28/22 00:27	1011
1,1-Dichloroethane	ND	ug/L	1.0		1	08/27/22	08/28/22 00:27	1011
1,2-Dichloroethane	ND	ug/L	1.0		1	08/27/22	08/28/22 00:27	1011
cis-1,2-Dichloroethene	ND	ug/L	1.0		1	08/27/22	08/28/22 00:27	1011
1,1-Dichloroethene	ND	ug/L	1.0		1	08/27/22	08/28/22 00:27	1011
1,2-Dichloropropane	ND	ug/L	1.0		1	08/27/22	08/28/22 00:27	1011
cis-1,3-Dichloropropene	ND	ug/L	1.0		1	08/27/22	08/28/22 00:27	1011
trans-1,3-Dichloropropene	ND	ug/L	1.0		1	08/27/22	08/28/22 00:27	1011
trans-1,2-Dichloroethene	ND	ug/L	1.0		1	08/27/22	08/28/22 00:27	1011
Diisopropyl ether	ND	ug/L	1.0		1	08/27/22	08/28/22 00:27	1011
Ethylbenzene	ND	ug/L	1.0		1	08/27/22	08/28/22 00:27	1011
2-Hexanone (MBK)	ND	ug/L	5.0		1	08/27/22	08/28/22 00:27	1011
Isopropylbenzene	ND	ug/L	1.0		1	08/27/22	08/28/22 00:27	1011
Methyl Acetate	ND	ug/L	1.0		1	08/27/22	08/28/22 00:27	1011
Methylcyclohexane	ND	ug/L	1.0		1	08/27/22	08/28/22 00:27	1011
Methylene chloride	ND	ug/L	1.0		1	08/27/22	08/28/22 00:27	1011
4-Methyl-2-Pentanone (MIBK)	ND	ug/L	5.0		1	08/27/22	08/28/22 00:27	1011
Methyl-t-Butyl Ether	ND	ug/L	1.0		1	08/27/22	08/28/22 00:27	1011
Naphthalene	ND	ug/L	1.0		1	08/27/22	08/28/22 00:27	1011
Styrene	ND	ug/L	1.0		1	08/27/22	08/28/22 00:27	1011
1,1,2,2-Tetrachloroethane	ND	ug/L	1.0		1	08/27/22	08/28/22 00:27	1011
Tetrachloroethene	ND	ug/L	1.0		1	08/27/22	08/28/22 00:27	1011
Toluene	ND	ug/L	1.0		1	08/27/22	08/28/22 00:27	1011
1,2,3-Trichlorobenzene	ND	ug/L	1.0		1	08/27/22	08/28/22 00:27	1011
1,2,4-Trichlorobenzene	ND	ug/L	1.0		1	08/27/22	08/28/22 00:27	1011
1,1,1-Trichloroethane	ND	ug/L	1.0		1	08/27/22	08/28/22 00:27	1011
Trichloroethene	ND	ug/L	1.0		1	08/27/22	08/28/22 00:27	1011
1,1,2-Trichloroethane	ND	ug/L	1.0		1	08/27/22	08/28/22 00:27	1011

PHASE SEPARATION SCIENCE

6630 Baltimore National Pike
Baltimore, MD 21228
410-747-8770
800-932-9047
www.phaseonline.com

Certificate of Analysis

Project Name: Chester River Hospital Center
PSS Project No.: 22082530

Sample ID: RW-5 **Date/Time Sampled: 08/25/2022 08:35** **PSS Sample ID: 22082530-022**
Matrix: GROUND WATER **Date/Time Received: 08/25/2022 14:35**

TCL Volatiles plus Oxygenates Analytical Method: SW-846 8260 D Preparation Method: SW5030B

Qualifier(s): See Batch 196703 on Case Narrative.

	Result	Units	RL	Flag	Dil	Prepared	Analyzed	Analyst
Trichlorofluoromethane	ND	ug/L	1.0		1	08/27/22	08/28/22 00:27	1011
1,1,2-Trichlorotrifluoroethane	ND	ug/L	1.0		1	08/27/22	08/28/22 00:27	1011
Vinyl chloride	ND	ug/L	1.0		1	08/27/22	08/28/22 00:27	1011
m&p-Xylene	ND	ug/L	2.0		1	08/27/22	08/28/22 00:27	1011
o-Xylene	ND	ug/L	1.0		1	08/27/22	08/28/22 00:27	1011

Surrogate(s)	*Recovery*		*Limits*				
4-Bromofluorobenzene	*99*	*%*	*88-120*		*1*	*08/27/22*	*08/28/22 00:27*	*1011*
Dibromofluoromethane	*98*	*%*	*92-107*		*1*	*08/27/22*	*08/28/22 00:27*	*1011*
Toluene-D8	*99*	*%*	*95-106*		*1*	*08/27/22*	*08/28/22 00:27*	*1011*

PHASE SEPARATION SCIENCE

6630 Baltimore National Pike
Baltimore, MD 21228
410-747-8770
800-932-9047
www.phaseonline.com

Certificate of Analysis

Project Name: Chester River Hospital Center
PSS Project No.: 22082530

Sample ID: MW-54 **Date/Time Sampled: 08/25/2022 09:10** **PSS Sample ID: 22082530-023**
Matrix: GROUND WATER **Date/Time Received: 08/25/2022 14:35**

Total Petroleum Hydrocarbons - DRO Analytical Method: SW-846 8015C DRO Preparation Method: SW3510C

	Result	Units	RL	Flag	Dil	Prepared	Analyzed	Analyst
TPH-DRO (Diesel Range Organics)	**2.7**	mg/L	0.10		1	08/26/22	08/26/22 15:20	1069
Surrogate(s)	***Recovery***		***Limits***					
o-Terphenyl	*82*	*%*	*52-100*		*1*	*08/26/22*	*08/26/22 15:20*	*1069*

TCL Volatiles plus Oxygenates Analytical Method: SW-846 8260 D Preparation Method: SW5030B

Qualifier(s): See Batch 196703 on Case Narrative.

	Result	Units	RL	Flag	Dil	Prepared	Analyzed	Analyst
Acetone	ND	ug/L	5.0		1	08/27/22	08/28/22 00:50	1011
tert-Amyl alcohol	ND	ug/L	5.0		1	08/27/22	08/28/22 00:50	1011
tert-Amyl ethyl ether	ND	ug/L	1.0		1	08/27/22	08/28/22 00:50	1011
tert-Amyl methyl ether	ND	ug/L	1.0		1	08/27/22	08/28/22 00:50	1011
Benzene	ND	ug/L	1.0		1	08/27/22	08/28/22 00:50	1011
Bromochloromethane	ND	ug/L	1.0		1	08/27/22	08/28/22 00:50	1011
Bromodichloromethane	ND	ug/L	1.0		1	08/27/22	08/28/22 00:50	1011
Bromoform	ND	ug/L	1.0		1	08/27/22	08/28/22 00:50	1011
Bromomethane	ND	ug/L	1.0		1	08/27/22	08/28/22 00:50	1011
tert-Butyl alcohol	ND	ug/L	5.0		1	08/27/22	08/28/22 00:50	1011
2-Butanone (MEK)	ND	ug/L	5.0		1	08/27/22	08/28/22 00:50	1011
tert-Butyl ethyl ether	ND	ug/L	1.0		1	08/27/22	08/28/22 00:50	1011
Carbon Disulfide	ND	ug/L	1.0		1	08/27/22	08/28/22 00:50	1011
Carbon tetrachloride	ND	ug/L	1.0		1	08/27/22	08/28/22 00:50	1011
Chlorobenzene	ND	ug/L	1.0		1	08/27/22	08/28/22 00:50	1011
Chloroethane	ND	ug/L	1.0		1	08/27/22	08/28/22 00:50	1011
Chloroform	ND	ug/L	1.0		1	08/27/22	08/28/22 00:50	1011
Chloromethane	ND	ug/L	1.0		1	08/27/22	08/28/22 00:50	1011
Cyclohexane	ND	ug/L	1.0		1	08/27/22	08/28/22 00:50	1011
1,2-Dibromo-3-chloropropane	ND	ug/L	1.0		1	08/27/22	08/28/22 00:50	1011
Dibromochloromethane	ND	ug/L	1.0		1	08/27/22	08/28/22 00:50	1011
1,2-Dibromoethane	ND	ug/L	1.0		1	08/27/22	08/28/22 00:50	1011
1,2-Dichlorobenzene	ND	ug/L	1.0		1	08/27/22	08/28/22 00:50	1011
1,3-Dichlorobenzene	ND	ug/L	1.0		1	08/27/22	08/28/22 00:50	1011
Dichlorodifluoromethane	ND	ug/L	1.0		1	08/27/22	08/28/22 00:50	1011
1,4-Dichlorobenzene	ND	ug/L	1.0		1	08/27/22	08/28/22 00:50	1011
1,1-Dichloroethane	ND	ug/L	1.0		1	08/27/22	08/28/22 00:50	1011

PHASE SEPARATION SCIENCE

6630 Baltimore National Pike
Baltimore, MD 21228
410-747-8770
800-932-9047
www.phaseonline.com

Certificate of Analysis

Project Name: Chester River Hospital Center
PSS Project No.: 22082530

Sample ID: MW-54 **Date/Time Sampled: 08/25/2022 09:10** **PSS Sample ID: 22082530-023**
Matrix: GROUND WATER **Date/Time Received: 08/25/2022 14:35**

TCL Volatiles plus Oxygenates Analytical Method: SW-846 8260 D Preparation Method: SW5030B

Qualifier(s): See Batch 196703 on Case Narrative.

	Result	Units	RL	Flag	Dil	Prepared	Analyzed	Analyst
1,2-Dichloroethane	ND	ug/L	1.0		1	08/27/22	08/28/22 00:50	1011
cis-1,2-Dichloroethene	ND	ug/L	1.0		1	08/27/22	08/28/22 00:50	1011
1,1-Dichloroethene	ND	ug/L	1.0		1	08/27/22	08/28/22 00:50	1011
1,2-Dichloropropane	ND	ug/L	1.0		1	08/27/22	08/28/22 00:50	1011
cis-1,3-Dichloropropene	ND	ug/L	1.0		1	08/27/22	08/28/22 00:50	1011
trans-1,3-Dichloropropene	ND	ug/L	1.0		1	08/27/22	08/28/22 00:50	1011
trans-1,2-Dichloroethene	ND	ug/L	1.0		1	08/27/22	08/28/22 00:50	1011
Diisopropyl ether	ND	ug/L	1.0		1	08/27/22	08/28/22 00:50	1011
Ethylbenzene	ND	ug/L	1.0		1	08/27/22	08/28/22 00:50	1011
2-Hexanone (MBK)	ND	ug/L	5.0		1	08/27/22	08/28/22 00:50	1011
Isopropylbenzene	**1.9**	ug/L	1.0		1	08/27/22	08/28/22 00:50	1011
Methyl Acetate	ND	ug/L	1.0		1	08/27/22	08/28/22 00:50	1011
Methylcyclohexane	ND	ug/L	1.0		1	08/27/22	08/28/22 00:50	1011
Methylene chloride	ND	ug/L	1.0		1	08/27/22	08/28/22 00:50	1011
4-Methyl-2-Pentanone (MIBK)	ND	ug/L	5.0		1	08/27/22	08/28/22 00:50	1011
Methyl-t-Butyl Ether	ND	ug/L	1.0		1	08/27/22	08/28/22 00:50	1011
Naphthalene	**5.0**	ug/L	1.0		1	08/27/22	08/28/22 00:50	1011
Styrene	ND	ug/L	1.0		1	08/27/22	08/28/22 00:50	1011
1,1,2,2-Tetrachloroethane	ND	ug/L	1.0		1	08/27/22	08/28/22 00:50	1011
Tetrachloroethene	ND	ug/L	1.0		1	08/27/22	08/28/22 00:50	1011
Toluene	ND	ug/L	1.0		1	08/27/22	08/28/22 00:50	1011
1,2,3-Trichlorobenzene	ND	ug/L	1.0		1	08/27/22	08/28/22 00:50	1011
1,2,4-Trichlorobenzene	ND	ug/L	1.0		1	08/27/22	08/28/22 00:50	1011
1,1,1-Trichloroethane	ND	ug/L	1.0		1	08/27/22	08/28/22 00:50	1011
Trichloroethene	ND	ug/L	1.0		1	08/27/22	08/28/22 00:50	1011
1,1,2-Trichloroethane	ND	ug/L	1.0		1	08/27/22	08/28/22 00:50	1011
Trichlorofluoromethane	ND	ug/L	1.0		1	08/27/22	08/28/22 00:50	1011
1,1,2-Trichlorotrifluoroethane	ND	ug/L	1.0		1	08/27/22	08/28/22 00:50	1011
Vinyl chloride	ND	ug/L	1.0		1	08/27/22	08/28/22 00:50	1011
m&p-Xylene	ND	ug/L	2.0		1	08/27/22	08/28/22 00:50	1011
o-Xylene	ND	ug/L	1.0		1	08/27/22	08/28/22 00:50	1011

Surrogate(s)	*Recovery*		*Limits*				
4-Bromofluorobenzene	*96*	*%*	*88-120*	*1*	*08/27/22*	*08/28/22 00:50*	*1011*
Dibromofluoromethane	*98*	*%*	*92-107*	*1*	*08/27/22*	*08/28/22 00:50*	*1011*
Toluene-D8	*99*	*%*	*95-106*	*1*	*08/27/22*	*08/28/22 00:50*	*1011*

PHASE SEPARATION SCIENCE

6630 Baltimore National Pike
Baltimore, MD 21228
410-747-8770
800-932-9047
www.phaseonline.com

Certificate of Analysis

Project Name: Chester River Hospital Center
PSS Project No.: 22082530

Sample ID: MW-41 **Date/Time Sampled: 08/25/2022 09:20** **PSS Sample ID: 22082530-024**
Matrix: GROUND WATER **Date/Time Received: 08/25/2022 14:35**

Inorganic Anions: Nitrate — Analytical Method: EPA 300.0 — Preparation Method: E300.0P

	Result	Units	RL	Flag	Dil	Prepared	Analyzed	Analyst
Nitrate (as N)	ND	mg/L	0.10		1	08/25/22	08/25/22 19:21	1053

Total Petroleum Hydrocarbons - DRO — Analytical Method: SW-846 8015C DRO — Preparation Method: SW3510C

	Result	Units	RL	Flag	Dil	Prepared	Analyzed	Analyst
TPH-DRO (Diesel Range Organics)	**0.20**	mg/L	0.10		1	08/26/22	08/26/22 16:35	1069
Surrogate(s)	***Recovery***		***Limits***					
o-Terphenyl	*78*	*%*	*52-100*		*1*	*08/26/22*	*08/26/22 16:35*	*1069*

TCL Volatiles plus Oxygenates — Analytical Method: SW-846 8260 D — Preparation Method: SW5030B

Qualifier(s): See Batch 196703 on Case Narrative.

	Result	Units	RL	Flag	Dil	Prepared	Analyzed	Analyst
Acetone	ND	ug/L	5.0		1	08/27/22	08/28/22 01:12	1011
tert-Amyl alcohol	ND	ug/L	5.0		1	08/27/22	08/28/22 01:12	1011
tert-Amyl ethyl ether	ND	ug/L	1.0		1	08/27/22	08/28/22 01:12	1011
tert-Amyl methyl ether	ND	ug/L	1.0		1	08/27/22	08/28/22 01:12	1011
Benzene	ND	ug/L	1.0		1	08/27/22	08/28/22 01:12	1011
Bromochloromethane	ND	ug/L	1.0		1	08/27/22	08/28/22 01:12	1011
Bromodichloromethane	ND	ug/L	1.0		1	08/27/22	08/28/22 01:12	1011
Bromoform	ND	ug/L	1.0		1	08/27/22	08/28/22 01:12	1011
Bromomethane	ND	ug/L	1.0		1	08/27/22	08/28/22 01:12	1011
tert-Butyl alcohol	ND	ug/L	5.0		1	08/27/22	08/28/22 01:12	1011
2-Butanone (MEK)	ND	ug/L	5.0		1	08/27/22	08/28/22 01:12	1011
tert-Butyl ethyl ether	ND	ug/L	1.0		1	08/27/22	08/28/22 01:12	1011
Carbon Disulfide	ND	ug/L	1.0		1	08/27/22	08/28/22 01:12	1011
Carbon tetrachloride	ND	ug/L	1.0		1	08/27/22	08/28/22 01:12	1011
Chlorobenzene	ND	ug/L	1.0		1	08/27/22	08/28/22 01:12	1011
Chloroethane	ND	ug/L	1.0		1	08/27/22	08/28/22 01:12	1011
Chloroform	ND	ug/L	1.0		1	08/27/22	08/28/22 01:12	1011
Chloromethane	ND	ug/L	1.0		1	08/27/22	08/28/22 01:12	1011

PHASE SEPARATION SCIENCE

6630 Baltimore National Pike
Baltimore, MD 21228
410-747-8770
800-932-9047
www.phaseonline.com

Certificate of Analysis

Project Name: Chester River Hospital Center
PSS Project No.: 22082530

Sample ID: MW-41 **Date/Time Sampled: 08/25/2022 09:20** **PSS Sample ID: 22082530-024**
Matrix: GROUND WATER **Date/Time Received: 08/25/2022 14:35**

TCL Volatiles plus Oxygenates Analytical Method: SW-846 8260 D Preparation Method: SW5030B

Qualifier(s): See Batch 196703 on Case Narrative.

	Result	Units	RL	Flag	Dil	Prepared	Analyzed	Analyst
Cyclohexane	ND	ug/L	1.0		1	08/27/22	08/28/22 01:12	1011
1,2-Dibromo-3-chloropropane	ND	ug/L	1.0		1	08/27/22	08/28/22 01:12	1011
Dibromochloromethane	ND	ug/L	1.0		1	08/27/22	08/28/22 01:12	1011
1,2-Dibromoethane	ND	ug/L	1.0		1	08/27/22	08/28/22 01:12	1011
1,2-Dichlorobenzene	ND	ug/L	1.0		1	08/27/22	08/28/22 01:12	1011
1,3-Dichlorobenzene	ND	ug/L	1.0		1	08/27/22	08/28/22 01:12	1011
Dichlorodifluoromethane	ND	ug/L	1.0		1	08/27/22	08/28/22 01:12	1011
1,4-Dichlorobenzene	ND	ug/L	1.0		1	08/27/22	08/28/22 01:12	1011
1,1-Dichloroethane	ND	ug/L	1.0		1	08/27/22	08/28/22 01:12	1011
1,2-Dichloroethane	ND	ug/L	1.0		1	08/27/22	08/28/22 01:12	1011
cis-1,2-Dichloroethene	ND	ug/L	1.0		1	08/27/22	08/28/22 01:12	1011
1,1-Dichloroethene	ND	ug/L	1.0		1	08/27/22	08/28/22 01:12	1011
1,2-Dichloropropane	ND	ug/L	1.0		1	08/27/22	08/28/22 01:12	1011
cis-1,3-Dichloropropene	ND	ug/L	1.0		1	08/27/22	08/28/22 01:12	1011
trans-1,3-Dichloropropene	ND	ug/L	1.0		1	08/27/22	08/28/22 01:12	1011
trans-1,2-Dichloroethene	ND	ug/L	1.0		1	08/27/22	08/28/22 01:12	1011
Diisopropyl ether	ND	ug/L	1.0		1	08/27/22	08/28/22 01:12	1011
Ethylbenzene	ND	ug/L	1.0		1	08/27/22	08/28/22 01:12	1011
2-Hexanone (MBK)	ND	ug/L	5.0		1	08/27/22	08/28/22 01:12	1011
Isopropylbenzene	ND	ug/L	1.0		1	08/27/22	08/28/22 01:12	1011
Methyl Acetate	ND	ug/L	1.0		1	08/27/22	08/28/22 01:12	1011
Methylcyclohexane	ND	ug/L	1.0		1	08/27/22	08/28/22 01:12	1011
Methylene chloride	ND	ug/L	1.0		1	08/27/22	08/28/22 01:12	1011
4-Methyl-2-Pentanone (MIBK)	ND	ug/L	5.0		1	08/27/22	08/28/22 01:12	1011
Methyl-t-Butyl Ether	ND	ug/L	1.0		1	08/27/22	08/28/22 01:12	1011
Naphthalene	ND	ug/L	1.0		1	08/27/22	08/28/22 01:12	1011
Styrene	ND	ug/L	1.0		1	08/27/22	08/28/22 01:12	1011
1,1,2,2-Tetrachloroethane	ND	ug/L	1.0		1	08/27/22	08/28/22 01:12	1011
Tetrachloroethene	ND	ug/L	1.0		1	08/27/22	08/28/22 01:12	1011
Toluene	ND	ug/L	1.0		1	08/27/22	08/28/22 01:12	1011
1,2,3-Trichlorobenzene	ND	ug/L	1.0		1	08/27/22	08/28/22 01:12	1011
1,2,4-Trichlorobenzene	ND	ug/L	1.0		1	08/27/22	08/28/22 01:12	1011
1,1,1-Trichloroethane	ND	ug/L	1.0		1	08/27/22	08/28/22 01:12	1011
Trichloroethene	ND	ug/L	1.0		1	08/27/22	08/28/22 01:12	1011
1,1,2-Trichloroethane	ND	ug/L	1.0		1	08/27/22	08/28/22 01:12	1011

PHASE SEPARATION SCIENCE

6630 Baltimore National Pike
Baltimore, MD 21228
410-747-8770
800-932-9047
www.phaseonline.com

Certificate of Analysis

Project Name: Chester River Hospital Center
PSS Project No.: 22082530

Sample ID: MW-41 **Date/Time Sampled: 08/25/2022 09:20** **PSS Sample ID: 22082530-024**
Matrix: GROUND WATER **Date/Time Received: 08/25/2022 14:35**

TCL Volatiles plus Oxygenates Analytical Method: SW-846 8260 D Preparation Method: SW5030B

Qualifier(s): See Batch 196703 on Case Narrative.

	Result	Units	RL	Flag	Dil	Prepared	Analyzed	Analyst
Trichlorofluoromethane	ND	ug/L	1.0		1	08/27/22	08/28/22 01:12	1011
1,1,2-Trichlorotrifluoroethane	ND	ug/L	1.0		1	08/27/22	08/28/22 01:12	1011
Vinyl chloride	ND	ug/L	1.0		1	08/27/22	08/28/22 01:12	1011
m&p-Xylene	ND	ug/L	2.0		1	08/27/22	08/28/22 01:12	1011
o-Xylene	ND	ug/L	1.0		1	08/27/22	08/28/22 01:12	1011

Surrogate(s)	*Recovery*		*Limits*				
4-Bromofluorobenzene	*100*	*%*	*88-120*		*1*	*08/27/22*	*08/28/22 01:12*	*1011*
Dibromofluoromethane	*99*	*%*	*92-107*		*1*	*08/27/22*	*08/28/22 01:12*	*1011*
Toluene-D8	*100*	*%*	*95-106*		*1*	*08/27/22*	*08/28/22 01:12*	*1011*

PHASE SEPARATION SCIENCE

6630 Baltimore National Pike
Baltimore, MD 21228
410-747-8770
800-932-9047
www.phaseonline.com

Certificate of Analysis

Project Name: Chester River Hospital Center
PSS Project No.: 22082530

Sample ID: MW-47 **Date/Time Sampled: 08/25/2022 10:00** **PSS Sample ID: 22082530-025**
Matrix: GROUND WATER **Date/Time Received: 08/25/2022 14:35**

Total Petroleum Hydrocarbons - DRO Analytical Method: SW-846 8015C DRO Preparation Method: SW3510C

	Result	Units	RL	Flag	Dil	Prepared	Analyzed	Analyst
TPH-DRO (Diesel Range Organics)	**0.34**	mg/L	0.10		1	08/26/22	08/26/22 15:45	1069
Surrogate(s)	***Recovery***		***Limits***					
o-Terphenyl	*72*	*%*	*52-100*		*1*	*08/26/22*	*08/26/22 15:45*	*1069*

TCL Volatiles plus Oxygenates Analytical Method: SW-846 8260 D Preparation Method: SW5030B

Qualifier(s): See Batch 196703 on Case Narrative.

	Result	Units	RL	Flag	Dil	Prepared	Analyzed	Analyst
Acetone	ND	ug/L	5.0		1	08/27/22	08/28/22 01:35	1011
tert-Amyl alcohol	ND	ug/L	5.0		1	08/27/22	08/28/22 01:35	1011
tert-Amyl ethyl ether	ND	ug/L	1.0		1	08/27/22	08/28/22 01:35	1011
tert-Amyl methyl ether	ND	ug/L	1.0		1	08/27/22	08/28/22 01:35	1011
Benzene	ND	ug/L	1.0		1	08/27/22	08/28/22 01:35	1011
Bromochloromethane	ND	ug/L	1.0		1	08/27/22	08/28/22 01:35	1011
Bromodichloromethane	ND	ug/L	1.0		1	08/27/22	08/28/22 01:35	1011
Bromoform	ND	ug/L	1.0		1	08/27/22	08/28/22 01:35	1011
Bromomethane	ND	ug/L	1.0		1	08/27/22	08/28/22 01:35	1011
tert-Butyl alcohol	ND	ug/L	5.0		1	08/27/22	08/28/22 01:35	1011
2-Butanone (MEK)	ND	ug/L	5.0		1	08/27/22	08/28/22 01:35	1011
tert-Butyl ethyl ether	ND	ug/L	1.0		1	08/27/22	08/28/22 01:35	1011
Carbon Disulfide	ND	ug/L	1.0		1	08/27/22	08/28/22 01:35	1011
Carbon tetrachloride	ND	ug/L	1.0		1	08/27/22	08/28/22 01:35	1011
Chlorobenzene	ND	ug/L	1.0		1	08/27/22	08/28/22 01:35	1011
Chloroethane	ND	ug/L	1.0		1	08/27/22	08/28/22 01:35	1011
Chloroform	ND	ug/L	1.0		1	08/27/22	08/28/22 01:35	1011
Chloromethane	ND	ug/L	1.0		1	08/27/22	08/28/22 01:35	1011
Cyclohexane	ND	ug/L	1.0		1	08/27/22	08/28/22 01:35	1011
1,2-Dibromo-3-chloropropane	ND	ug/L	1.0		1	08/27/22	08/28/22 01:35	1011
Dibromochloromethane	ND	ug/L	1.0		1	08/27/22	08/28/22 01:35	1011
1,2-Dibromoethane	ND	ug/L	1.0		1	08/27/22	08/28/22 01:35	1011
1,2-Dichlorobenzene	ND	ug/L	1.0		1	08/27/22	08/28/22 01:35	1011
1,3-Dichlorobenzene	ND	ug/L	1.0		1	08/27/22	08/28/22 01:35	1011
Dichlorodifluoromethane	ND	ug/L	1.0		1	08/27/22	08/28/22 01:35	1011
1,4-Dichlorobenzene	ND	ug/L	1.0		1	08/27/22	08/28/22 01:35	1011
1,1-Dichloroethane	ND	ug/L	1.0		1	08/27/22	08/28/22 01:35	1011

PHASE SEPARATION SCIENCE

6630 Baltimore National Pike
Baltimore, MD 21228
410-747-8770
800-932-9047
www.phaseonline.com

Certificate of Analysis

Project Name: Chester River Hospital Center
PSS Project No.: 22082530

Sample ID: MW-47 **Date/Time Sampled: 08/25/2022 10:00** **PSS Sample ID: 22082530-025**
Matrix: GROUND WATER **Date/Time Received: 08/25/2022 14:35**

TCL Volatiles plus Oxygenates Analytical Method: SW-846 8260 D Preparation Method: SW5030B

Qualifier(s): See Batch 196703 on Case Narrative.

	Result	Units	RL	Flag	Dil	Prepared	Analyzed	Analyst
1,2-Dichloroethane	ND	ug/L	1.0		1	08/27/22	08/28/22 01:35	1011
cis-1,2-Dichloroethene	ND	ug/L	1.0		1	08/27/22	08/28/22 01:35	1011
1,1-Dichloroethene	ND	ug/L	1.0		1	08/27/22	08/28/22 01:35	1011
1,2-Dichloropropane	ND	ug/L	1.0		1	08/27/22	08/28/22 01:35	1011
cis-1,3-Dichloropropene	ND	ug/L	1.0		1	08/27/22	08/28/22 01:35	1011
trans-1,3-Dichloropropene	ND	ug/L	1.0		1	08/27/22	08/28/22 01:35	1011
trans-1,2-Dichloroethene	ND	ug/L	1.0		1	08/27/22	08/28/22 01:35	1011
Diisopropyl ether	ND	ug/L	1.0		1	08/27/22	08/28/22 01:35	1011
Ethylbenzene	ND	ug/L	1.0		1	08/27/22	08/28/22 01:35	1011
2-Hexanone (MBK)	ND	ug/L	5.0		1	08/27/22	08/28/22 01:35	1011
Isopropylbenzene	ND	ug/L	1.0		1	08/27/22	08/28/22 01:35	1011
Methyl Acetate	ND	ug/L	1.0		1	08/27/22	08/28/22 01:35	1011
Methylcyclohexane	ND	ug/L	1.0		1	08/27/22	08/28/22 01:35	1011
Methylene chloride	ND	ug/L	1.0		1	08/27/22	08/28/22 01:35	1011
4-Methyl-2-Pentanone (MIBK)	ND	ug/L	5.0		1	08/27/22	08/28/22 01:35	1011
Methyl-t-Butyl Ether	ND	ug/L	1.0		1	08/27/22	08/28/22 01:35	1011
Naphthalene	ND	ug/L	1.0		1	08/27/22	08/28/22 01:35	1011
Styrene	ND	ug/L	1.0		1	08/27/22	08/28/22 01:35	1011
1,1,2,2-Tetrachloroethane	ND	ug/L	1.0		1	08/27/22	08/28/22 01:35	1011
Tetrachloroethene	ND	ug/L	1.0		1	08/27/22	08/28/22 01:35	1011
Toluene	ND	ug/L	1.0		1	08/27/22	08/28/22 01:35	1011
1,2,3-Trichlorobenzene	ND	ug/L	1.0		1	08/27/22	08/28/22 01:35	1011
1,2,4-Trichlorobenzene	ND	ug/L	1.0		1	08/27/22	08/28/22 01:35	1011
1,1,1-Trichloroethane	ND	ug/L	1.0		1	08/27/22	08/28/22 01:35	1011
Trichloroethene	ND	ug/L	1.0		1	08/27/22	08/28/22 01:35	1011
1,1,2-Trichloroethane	ND	ug/L	1.0		1	08/27/22	08/28/22 01:35	1011
Trichlorofluoromethane	ND	ug/L	1.0		1	08/27/22	08/28/22 01:35	1011
1,1,2-Trichlorotrifluoroethane	ND	ug/L	1.0		1	08/27/22	08/28/22 01:35	1011
Vinyl chloride	ND	ug/L	1.0		1	08/27/22	08/28/22 01:35	1011
m&p-Xylene	ND	ug/L	2.0		1	08/27/22	08/28/22 01:35	1011
o-Xylene	ND	ug/L	1.0		1	08/27/22	08/28/22 01:35	1011

Surrogate(s)	*Recovery*		*Limits*				
4-Bromofluorobenzene	*97*	*%*	*88-120*	*1*	*08/27/22*	*08/28/22 01:35*	*1011*
Dibromofluoromethane	*98*	*%*	*92-107*	*1*	*08/27/22*	*08/28/22 01:35*	*1011*
Toluene-D8	*99*	*%*	*95-106*	*1*	*08/27/22*	*08/28/22 01:35*	*1011*

PHASE SEPARATION SCIENCE

6630 Baltimore National Pike
Baltimore, MD 21228
410-747-8770
800-932-9047
www.phaseonline.com

Certificate of Analysis

Project Name: Chester River Hospital Center
PSS Project No.: 22082530

Sample ID: MW-14 **Date/Time Sampled: 08/25/2022 10:10** **PSS Sample ID: 22082530-026**
Matrix: GROUND WATER **Date/Time Received: 08/25/2022 14:35**

Inorganic Anions: Nitrate — Analytical Method: EPA 300.0 — Preparation Method: E300.0P

	Result	Units	RL	Flag	Dil	Prepared	Analyzed	Analyst
Nitrate (as N)	ND	mg/L	0.10		1	08/25/22	08/25/22 19:44	1053

Total Petroleum Hydrocarbons - DRO — Analytical Method: SW-846 8015C DRO — Preparation Method: SW3510C

	Result	Units	RL	Flag	Dil	Prepared	Analyzed	Analyst
TPH-DRO (Diesel Range Organics)	**1.4**	mg/L	0.10		1	08/26/22	08/26/22 16:10	1069
Surrogate(s)	***Recovery***		***Limits***					
o-Terphenyl	*66*	*%*	*52-100*		*1*	*08/26/22*	*08/26/22 16:10*	*1069*

TCL Volatiles plus Oxygenates — Analytical Method: SW-846 8260 D — Preparation Method: SW5030B

Qualifier(s): See Batch 196703 on Case Narrative.

	Result	Units	RL	Flag	Dil	Prepared	Analyzed	Analyst
Acetone	ND	ug/L	5.0		1	08/27/22	08/28/22 01:58	1011
tert-Amyl alcohol	ND	ug/L	5.0		1	08/27/22	08/28/22 01:58	1011
tert-Amyl ethyl ether	ND	ug/L	1.0		1	08/27/22	08/28/22 01:58	1011
tert-Amyl methyl ether	ND	ug/L	1.0		1	08/27/22	08/28/22 01:58	1011
Benzene	ND	ug/L	1.0		1	08/27/22	08/28/22 01:58	1011
Bromochloromethane	ND	ug/L	1.0		1	08/27/22	08/28/22 01:58	1011
Bromodichloromethane	ND	ug/L	1.0		1	08/27/22	08/28/22 01:58	1011
Bromoform	ND	ug/L	1.0		1	08/27/22	08/28/22 01:58	1011
Bromomethane	ND	ug/L	1.0		1	08/27/22	08/28/22 01:58	1011
tert-Butyl alcohol	ND	ug/L	5.0		1	08/27/22	08/28/22 01:58	1011
2-Butanone (MEK)	ND	ug/L	5.0		1	08/27/22	08/28/22 01:58	1011
tert-Butyl ethyl ether	ND	ug/L	1.0		1	08/27/22	08/28/22 01:58	1011
Carbon Disulfide	ND	ug/L	1.0		1	08/27/22	08/28/22 01:58	1011
Carbon tetrachloride	ND	ug/L	1.0		1	08/27/22	08/28/22 01:58	1011
Chlorobenzene	ND	ug/L	1.0		1	08/27/22	08/28/22 01:58	1011
Chloroethane	ND	ug/L	1.0		1	08/27/22	08/28/22 01:58	1011
Chloroform	ND	ug/L	1.0		1	08/27/22	08/28/22 01:58	1011
Chloromethane	ND	ug/L	1.0		1	08/27/22	08/28/22 01:58	1011

PHASE SEPARATION SCIENCE

6630 Baltimore National Pike
Baltimore, MD 21228
410-747-8770
800-932-9047
www.phaseonline.com

Certificate of Analysis

Project Name: Chester River Hospital Center
PSS Project No.: 22082530

Sample ID: MW-14 **Date/Time Sampled: 08/25/2022 10:10** **PSS Sample ID: 22082530-026**
Matrix: GROUND WATER **Date/Time Received: 08/25/2022 14:35**

TCL Volatiles plus Oxygenates Analytical Method: SW-846 8260 D Preparation Method: SW5030B

Qualifier(s): See Batch 196703 on Case Narrative.

	Result	Units	RL	Flag	Dil	Prepared	Analyzed	Analyst
Cyclohexane	ND	ug/L	1.0		1	08/27/22	08/28/22 01:58	1011
1,2-Dibromo-3-chloropropane	ND	ug/L	1.0		1	08/27/22	08/28/22 01:58	1011
Dibromochloromethane	ND	ug/L	1.0		1	08/27/22	08/28/22 01:58	1011
1,2-Dibromoethane	ND	ug/L	1.0		1	08/27/22	08/28/22 01:58	1011
1,2-Dichlorobenzene	ND	ug/L	1.0		1	08/27/22	08/28/22 01:58	1011
1,3-Dichlorobenzene	ND	ug/L	1.0		1	08/27/22	08/28/22 01:58	1011
Dichlorodifluoromethane	ND	ug/L	1.0		1	08/27/22	08/28/22 01:58	1011
1,4-Dichlorobenzene	ND	ug/L	1.0		1	08/27/22	08/28/22 01:58	1011
1,1-Dichloroethane	ND	ug/L	1.0		1	08/27/22	08/28/22 01:58	1011
1,2-Dichloroethane	ND	ug/L	1.0		1	08/27/22	08/28/22 01:58	1011
cis-1,2-Dichloroethene	ND	ug/L	1.0		1	08/27/22	08/28/22 01:58	1011
1,1-Dichloroethene	ND	ug/L	1.0		1	08/27/22	08/28/22 01:58	1011
1,2-Dichloropropane	ND	ug/L	1.0		1	08/27/22	08/28/22 01:58	1011
cis-1,3-Dichloropropene	ND	ug/L	1.0		1	08/27/22	08/28/22 01:58	1011
trans-1,3-Dichloropropene	ND	ug/L	1.0		1	08/27/22	08/28/22 01:58	1011
trans-1,2-Dichloroethene	ND	ug/L	1.0		1	08/27/22	08/28/22 01:58	1011
Diisopropyl ether	ND	ug/L	1.0		1	08/27/22	08/28/22 01:58	1011
Ethylbenzene	ND	ug/L	1.0		1	08/27/22	08/28/22 01:58	1011
2-Hexanone (MBK)	ND	ug/L	5.0		1	08/27/22	08/28/22 01:58	1011
Isopropylbenzene	ND	ug/L	1.0		1	08/27/22	08/28/22 01:58	1011
Methyl Acetate	ND	ug/L	1.0		1	08/27/22	08/28/22 01:58	1011
Methylcyclohexane	ND	ug/L	1.0		1	08/27/22	08/28/22 01:58	1011
Methylene chloride	ND	ug/L	1.0		1	08/27/22	08/28/22 01:58	1011
4-Methyl-2-Pentanone (MIBK)	ND	ug/L	5.0		1	08/27/22	08/28/22 01:58	1011
Methyl-t-Butyl Ether	ND	ug/L	1.0		1	08/27/22	08/28/22 01:58	1011
Naphthalene	ND	ug/L	1.0		1	08/27/22	08/28/22 01:58	1011
Styrene	ND	ug/L	1.0		1	08/27/22	08/28/22 01:58	1011
1,1,2,2-Tetrachloroethane	ND	ug/L	1.0		1	08/27/22	08/28/22 01:58	1011
Tetrachloroethene	ND	ug/L	1.0		1	08/27/22	08/28/22 01:58	1011
Toluene	ND	ug/L	1.0		1	08/27/22	08/28/22 01:58	1011
1,2,3-Trichlorobenzene	ND	ug/L	1.0		1	08/27/22	08/28/22 01:58	1011
1,2,4-Trichlorobenzene	ND	ug/L	1.0		1	08/27/22	08/28/22 01:58	1011
1,1,1-Trichloroethane	ND	ug/L	1.0		1	08/27/22	08/28/22 01:58	1011
Trichloroethene	ND	ug/L	1.0		1	08/27/22	08/28/22 01:58	1011
1,1,2-Trichloroethane	ND	ug/L	1.0		1	08/27/22	08/28/22 01:58	1011

PHASE SEPARATION SCIENCE

6630 Baltimore National Pike
Baltimore, MD 21228
410-747-8770
800-932-9047
www.phaseonline.com

Certificate of Analysis

Project Name: Chester River Hospital Center
PSS Project No.: 22082530

Sample ID: MW-14 **Date/Time Sampled: 08/25/2022 10:10** **PSS Sample ID: 22082530-026**
Matrix: GROUND WATER **Date/Time Received: 08/25/2022 14:35**

TCL Volatiles plus Oxygenates Analytical Method: SW-846 8260 D Preparation Method: SW5030B

Qualifier(s): See Batch 196703 on Case Narrative.

	Result	Units	RL	Flag	Dil	Prepared	Analyzed	Analyst
Trichlorofluoromethane	ND	ug/L	1.0		1	08/27/22	08/28/22 01:58	1011
1,1,2-Trichlorotrifluoroethane	ND	ug/L	1.0		1	08/27/22	08/28/22 01:58	1011
Vinyl chloride	ND	ug/L	1.0		1	08/27/22	08/28/22 01:58	1011
m&p-Xylene	ND	ug/L	2.0		1	08/27/22	08/28/22 01:58	1011
o-Xylene	ND	ug/L	1.0		1	08/27/22	08/28/22 01:58	1011

Surrogate(s)	*Recovery*		*Limits*				
4-Bromofluorobenzene	*98*	*%*	*88-120*		*1*	*08/27/22*	*08/28/22 01:58*	*1011*
Dibromofluoromethane	*98*	*%*	*92-107*		*1*	*08/27/22*	*08/28/22 01:58*	*1011*
Toluene-D8	*100*	*%*	*95-106*		*1*	*08/27/22*	*08/28/22 01:58*	*1011*

PHASE SEPARATION SCIENCE

6630 Baltimore National Pike
Baltimore, MD 21228
410-747-8770
800-932-9047
www.phaseonline.com

Certificate of Analysis

Project Name: Chester River Hospital Center
PSS Project No.: 22082530

Sample ID: RW-3B **Date/Time Sampled: 08/25/2022 10:50** **PSS Sample ID: 22082530-027**
Matrix: GROUND WATER **Date/Time Received: 08/25/2022 14:35**

Total Petroleum Hydrocarbons - DRO Analytical Method: SW-846 8015C DRO Preparation Method: SW3510C

	Result	Units	RL	Flag	Dil	Prepared	Analyzed	Analyst
TPH-DRO (Diesel Range Organics)	ND	mg/L	0.10		1	08/29/22	08/30/22 17:50	1069
Surrogate(s)	***Recovery***		***Limits***					
o-Terphenyl	*79*	*%*	*52-100*		*1*	*08/29/22*	*08/30/22 17:50*	*1069*

TCL Volatiles plus Oxygenates Analytical Method: SW-846 8260 D Preparation Method: SW5030B

Qualifier(s): See Batch 196703 on Case Narrative.

	Result	Units	RL	Flag	Dil	Prepared	Analyzed	Analyst
Acetone	ND	ug/L	5.0		1	08/27/22	08/28/22 02:21	1011
tert-Amyl alcohol	ND	ug/L	5.0		1	08/27/22	08/28/22 02:21	1011
tert-Amyl ethyl ether	ND	ug/L	1.0		1	08/27/22	08/28/22 02:21	1011
tert-Amyl methyl ether	ND	ug/L	1.0		1	08/27/22	08/28/22 02:21	1011
Benzene	ND	ug/L	1.0		1	08/27/22	08/28/22 02:21	1011
Bromochloromethane	ND	ug/L	1.0		1	08/27/22	08/28/22 02:21	1011
Bromodichloromethane	ND	ug/L	1.0		1	08/27/22	08/28/22 02:21	1011
Bromoform	ND	ug/L	1.0		1	08/27/22	08/28/22 02:21	1011
Bromomethane	ND	ug/L	1.0		1	08/27/22	08/28/22 02:21	1011
tert-Butyl alcohol	ND	ug/L	5.0		1	08/27/22	08/28/22 02:21	1011
2-Butanone (MEK)	ND	ug/L	5.0		1	08/27/22	08/28/22 02:21	1011
tert-Butyl ethyl ether	ND	ug/L	1.0		1	08/27/22	08/28/22 02:21	1011
Carbon Disulfide	ND	ug/L	1.0		1	08/27/22	08/28/22 02:21	1011
Carbon tetrachloride	ND	ug/L	1.0		1	08/27/22	08/28/22 02:21	1011
Chlorobenzene	ND	ug/L	1.0		1	08/27/22	08/28/22 02:21	1011
Chloroethane	ND	ug/L	1.0		1	08/27/22	08/28/22 02:21	1011
Chloroform	ND	ug/L	1.0		1	08/27/22	08/28/22 02:21	1011
Chloromethane	ND	ug/L	1.0		1	08/27/22	08/28/22 02:21	1011
Cyclohexane	ND	ug/L	1.0		1	08/27/22	08/28/22 02:21	1011
1,2-Dibromo-3-chloropropane	ND	ug/L	1.0		1	08/27/22	08/28/22 02:21	1011
Dibromochloromethane	ND	ug/L	1.0		1	08/27/22	08/28/22 02:21	1011
1,2-Dibromoethane	ND	ug/L	1.0		1	08/27/22	08/28/22 02:21	1011
1,2-Dichlorobenzene	ND	ug/L	1.0		1	08/27/22	08/28/22 02:21	1011
1,3-Dichlorobenzene	ND	ug/L	1.0		1	08/27/22	08/28/22 02:21	1011
Dichlorodifluoromethane	ND	ug/L	1.0		1	08/27/22	08/28/22 02:21	1011
1,4-Dichlorobenzene	ND	ug/L	1.0		1	08/27/22	08/28/22 02:21	1011
1,1-Dichloroethane	ND	ug/L	1.0		1	08/27/22	08/28/22 02:21	1011

PHASE SEPARATION SCIENCE

6630 Baltimore National Pike
Baltimore, MD 21228
410-747-8770
800-932-9047
www.phaseonline.com

Certificate of Analysis

Project Name: Chester River Hospital Center
PSS Project No.: 22082530

Sample ID: RW-3B **Date/Time Sampled: 08/25/2022 10:50** **PSS Sample ID: 22082530-027**
Matrix: GROUND WATER **Date/Time Received: 08/25/2022 14:35**

TCL Volatiles plus Oxygenates Analytical Method: SW-846 8260 D Preparation Method: SW5030B

Qualifier(s): See Batch 196703 on Case Narrative.

	Result	Units	RL	Flag	Dil	Prepared	Analyzed	Analyst
1,2-Dichloroethane	ND	ug/L	1.0		1	08/27/22	08/28/22 02:21	1011
cis-1,2-Dichloroethene	ND	ug/L	1.0		1	08/27/22	08/28/22 02:21	1011
1,1-Dichloroethene	ND	ug/L	1.0		1	08/27/22	08/28/22 02:21	1011
1,2-Dichloropropane	ND	ug/L	1.0		1	08/27/22	08/28/22 02:21	1011
cis-1,3-Dichloropropene	ND	ug/L	1.0		1	08/27/22	08/28/22 02:21	1011
trans-1,3-Dichloropropene	ND	ug/L	1.0		1	08/27/22	08/28/22 02:21	1011
trans-1,2-Dichloroethene	ND	ug/L	1.0		1	08/27/22	08/28/22 02:21	1011
Diisopropyl ether	ND	ug/L	1.0		1	08/27/22	08/28/22 02:21	1011
Ethylbenzene	ND	ug/L	1.0		1	08/27/22	08/28/22 02:21	1011
2-Hexanone (MBK)	ND	ug/L	5.0		1	08/27/22	08/28/22 02:21	1011
Isopropylbenzene	ND	ug/L	1.0		1	08/27/22	08/28/22 02:21	1011
Methyl Acetate	ND	ug/L	1.0		1	08/27/22	08/28/22 02:21	1011
Methylcyclohexane	ND	ug/L	1.0		1	08/27/22	08/28/22 02:21	1011
Methylene chloride	ND	ug/L	1.0		1	08/27/22	08/28/22 02:21	1011
4-Methyl-2-Pentanone (MIBK)	ND	ug/L	5.0		1	08/27/22	08/28/22 02:21	1011
Methyl-t-Butyl Ether	ND	ug/L	1.0		1	08/27/22	08/28/22 02:21	1011
Naphthalene	ND	ug/L	1.0		1	08/27/22	08/28/22 02:21	1011
Styrene	ND	ug/L	1.0		1	08/27/22	08/28/22 02:21	1011
1,1,2,2-Tetrachloroethane	ND	ug/L	1.0		1	08/27/22	08/28/22 02:21	1011
Tetrachloroethene	ND	ug/L	1.0		1	08/27/22	08/28/22 02:21	1011
Toluene	ND	ug/L	1.0		1	08/27/22	08/28/22 02:21	1011
1,2,3-Trichlorobenzene	ND	ug/L	1.0		1	08/27/22	08/28/22 02:21	1011
1,2,4-Trichlorobenzene	ND	ug/L	1.0		1	08/27/22	08/28/22 02:21	1011
1,1,1-Trichloroethane	ND	ug/L	1.0		1	08/27/22	08/28/22 02:21	1011
Trichloroethene	ND	ug/L	1.0		1	08/27/22	08/28/22 02:21	1011
1,1,2-Trichloroethane	ND	ug/L	1.0		1	08/27/22	08/28/22 02:21	1011
Trichlorofluoromethane	ND	ug/L	1.0		1	08/27/22	08/28/22 02:21	1011
1,1,2-Trichlorotrifluoroethane	ND	ug/L	1.0		1	08/27/22	08/28/22 02:21	1011
Vinyl chloride	ND	ug/L	1.0		1	08/27/22	08/28/22 02:21	1011
m&p-Xylene	ND	ug/L	2.0		1	08/27/22	08/28/22 02:21	1011
o-Xylene	ND	ug/L	1.0		1	08/27/22	08/28/22 02:21	1011

Surrogate(s)	*Recovery*		*Limits*				
4-Bromofluorobenzene	*101*	*%*	*88-120*	*1*	*08/27/22*	*08/28/22 02:21*	*1011*
Dibromofluoromethane	*97*	*%*	*92-107*	*1*	*08/27/22*	*08/28/22 02:21*	*1011*
Toluene-D8	*99*	*%*	*95-106*	*1*	*08/27/22*	*08/28/22 02:21*	*1011*

PHASE SEPARATION SCIENCE

6630 Baltimore National Pike
Baltimore, MD 21228
410-747-8770
800-932-9047
www.phaseonline.com

Certificate of Analysis

Project Name: Chester River Hospital Center
PSS Project No.: 22082530

Sample ID: RW-2D **Date/Time Sampled: 08/25/2022 11:00** **PSS Sample ID: 22082530-028**
Matrix: GROUND WATER **Date/Time Received: 08/25/2022 14:35**

Total Petroleum Hydrocarbons - DRO Analytical Method: SW-846 8015C DRO Preparation Method: SW3510C

	Result	Units	RL	Flag	Dil	Prepared	Analyzed	Analyst
TPH-DRO (Diesel Range Organics)	**0.60**	mg/L	0.10		1	08/29/22	08/30/22 17:50	1069
Surrogate(s)	***Recovery***		***Limits***					
o-Terphenyl	*89*	*%*	*52-100*		*1*	*08/29/22*	*08/30/22 17:50*	*1069*

TCL Volatiles plus Oxygenates Analytical Method: SW-846 8260 D Preparation Method: SW5030B

Qualifier(s): See Batch 196703 on Case Narrative.

	Result	Units	RL	Flag	Dil	Prepared	Analyzed	Analyst
Acetone	ND	ug/L	5.0		1	08/27/22	08/28/22 02:43	1011
tert-Amyl alcohol	ND	ug/L	5.0		1	08/27/22	08/28/22 02:43	1011
tert-Amyl ethyl ether	ND	ug/L	1.0		1	08/27/22	08/28/22 02:43	1011
tert-Amyl methyl ether	ND	ug/L	1.0		1	08/27/22	08/28/22 02:43	1011
Benzene	ND	ug/L	1.0		1	08/27/22	08/28/22 02:43	1011
Bromochloromethane	ND	ug/L	1.0		1	08/27/22	08/28/22 02:43	1011
Bromodichloromethane	ND	ug/L	1.0		1	08/27/22	08/28/22 02:43	1011
Bromoform	ND	ug/L	1.0		1	08/27/22	08/28/22 02:43	1011
Bromomethane	ND	ug/L	1.0		1	08/27/22	08/28/22 02:43	1011
tert-Butyl alcohol	ND	ug/L	5.0		1	08/27/22	08/28/22 02:43	1011
2-Butanone (MEK)	ND	ug/L	5.0		1	08/27/22	08/28/22 02:43	1011
tert-Butyl ethyl ether	ND	ug/L	1.0		1	08/27/22	08/28/22 02:43	1011
Carbon Disulfide	ND	ug/L	1.0		1	08/27/22	08/28/22 02:43	1011
Carbon tetrachloride	ND	ug/L	1.0		1	08/27/22	08/28/22 02:43	1011
Chlorobenzene	ND	ug/L	1.0		1	08/27/22	08/28/22 02:43	1011
Chloroethane	ND	ug/L	1.0		1	08/27/22	08/28/22 02:43	1011
Chloroform	ND	ug/L	1.0		1	08/27/22	08/28/22 02:43	1011
Chloromethane	ND	ug/L	1.0		1	08/27/22	08/28/22 02:43	1011
Cyclohexane	ND	ug/L	1.0		1	08/27/22	08/28/22 02:43	1011
1,2-Dibromo-3-chloropropane	ND	ug/L	1.0		1	08/27/22	08/28/22 02:43	1011
Dibromochloromethane	ND	ug/L	1.0		1	08/27/22	08/28/22 02:43	1011
1,2-Dibromoethane	ND	ug/L	1.0		1	08/27/22	08/28/22 02:43	1011
1,2-Dichlorobenzene	ND	ug/L	1.0		1	08/27/22	08/28/22 02:43	1011
1,3-Dichlorobenzene	ND	ug/L	1.0		1	08/27/22	08/28/22 02:43	1011
Dichlorodifluoromethane	ND	ug/L	1.0		1	08/27/22	08/28/22 02:43	1011
1,4-Dichlorobenzene	ND	ug/L	1.0		1	08/27/22	08/28/22 02:43	1011
1,1-Dichloroethane	ND	ug/L	1.0		1	08/27/22	08/28/22 02:43	1011

PHASE SEPARATION SCIENCE

6630 Baltimore National Pike
Baltimore, MD 21228
410-747-8770
800-932-9047
www.phaseonline.com

Certificate of Analysis

Project Name: Chester River Hospital Center
PSS Project No.: 22082530

Sample ID: RW-2D **Date/Time Sampled: 08/25/2022 11:00** **PSS Sample ID: 22082530-028**
Matrix: GROUND WATER **Date/Time Received: 08/25/2022 14:35**

TCL Volatiles plus Oxygenates Analytical Method: SW-846 8260 D Preparation Method: SW5030B

Qualifier(s): See Batch 196703 on Case Narrative.

	Result	Units	RL	Flag	Dil	Prepared	Analyzed	Analyst
1,2-Dichloroethane	ND	ug/L	1.0		1	08/27/22	08/28/22 02:43	1011
cis-1,2-Dichloroethene	ND	ug/L	1.0		1	08/27/22	08/28/22 02:43	1011
1,1-Dichloroethene	ND	ug/L	1.0		1	08/27/22	08/28/22 02:43	1011
1,2-Dichloropropane	ND	ug/L	1.0		1	08/27/22	08/28/22 02:43	1011
cis-1,3-Dichloropropene	ND	ug/L	1.0		1	08/27/22	08/28/22 02:43	1011
trans-1,3-Dichloropropene	ND	ug/L	1.0		1	08/27/22	08/28/22 02:43	1011
trans-1,2-Dichloroethene	ND	ug/L	1.0		1	08/27/22	08/28/22 02:43	1011
Diisopropyl ether	ND	ug/L	1.0		1	08/27/22	08/28/22 02:43	1011
Ethylbenzene	ND	ug/L	1.0		1	08/27/22	08/28/22 02:43	1011
2-Hexanone (MBK)	ND	ug/L	5.0		1	08/27/22	08/28/22 02:43	1011
Isopropylbenzene	ND	ug/L	1.0		1	08/27/22	08/28/22 02:43	1011
Methyl Acetate	ND	ug/L	1.0		1	08/27/22	08/28/22 02:43	1011
Methylcyclohexane	ND	ug/L	1.0		1	08/27/22	08/28/22 02:43	1011
Methylene chloride	ND	ug/L	1.0		1	08/27/22	08/28/22 02:43	1011
4-Methyl-2-Pentanone (MIBK)	ND	ug/L	5.0		1	08/27/22	08/28/22 02:43	1011
Methyl-t-Butyl Ether	ND	ug/L	1.0		1	08/27/22	08/28/22 02:43	1011
Naphthalene	ND	ug/L	1.0		1	08/27/22	08/28/22 02:43	1011
Styrene	ND	ug/L	1.0		1	08/27/22	08/28/22 02:43	1011
1,1,2,2-Tetrachloroethane	ND	ug/L	1.0		1	08/27/22	08/28/22 02:43	1011
Tetrachloroethene	ND	ug/L	1.0		1	08/27/22	08/28/22 02:43	1011
Toluene	ND	ug/L	1.0		1	08/27/22	08/28/22 02:43	1011
1,2,3-Trichlorobenzene	ND	ug/L	1.0		1	08/27/22	08/28/22 02:43	1011
1,2,4-Trichlorobenzene	ND	ug/L	1.0		1	08/27/22	08/28/22 02:43	1011
1,1,1-Trichloroethane	ND	ug/L	1.0		1	08/27/22	08/28/22 02:43	1011
Trichloroethene	ND	ug/L	1.0		1	08/27/22	08/28/22 02:43	1011
1,1,2-Trichloroethane	ND	ug/L	1.0		1	08/27/22	08/28/22 02:43	1011
Trichlorofluoromethane	ND	ug/L	1.0		1	08/27/22	08/28/22 02:43	1011
1,1,2-Trichlorotrifluoroethane	ND	ug/L	1.0		1	08/27/22	08/28/22 02:43	1011
Vinyl chloride	ND	ug/L	1.0		1	08/27/22	08/28/22 02:43	1011
m&p-Xylene	ND	ug/L	2.0		1	08/27/22	08/28/22 02:43	1011
o-Xylene	ND	ug/L	1.0		1	08/27/22	08/28/22 02:43	1011

Surrogate(s)	*Recovery*		*Limits*				
4-Bromofluorobenzene	*100*	*%*	*88-120*	*1*	*08/27/22*	*08/28/22 02:43*	*1011*
Dibromofluoromethane	*98*	*%*	*92-107*	*1*	*08/27/22*	*08/28/22 02:43*	*1011*
Toluene-D8	*99*	*%*	*95-106*	*1*	*08/27/22*	*08/28/22 02:43*	*1011*

6630 Baltimore National Pike
Baltimore, MD 21228
410-747-8770
800-932-9047
www.phaseonline.com

Project Name: Chester River Hospital Center

PSS Project No.: 22082530

Any holding time exceedances, deviations from the method specifications, regulatory requirements or variations to the procedures outlined in the PSS Quality Assurance Manual are outlined below.

Matrix spike and matrix spike duplicate analyses may not be performed due to insufficient sample quantity. In these instances, a laboratory control sample and laboratory control sample duplicate are analyzed unless otherwise noted or specified in the method.

Sample Receipt:

All sample receipt conditions were acceptable.

Analytical:

TCL Volatiles plus Oxygenates

Batch: 196702

Continuing calibration verification standard (CCV) meets method criteria in that more than 80% of analytes are within acceptance limits, see QC summary.

Batch: 196703

Continuing calibration verification standard (CCV) meets method criteria in that more than 80% of analytes are within acceptance limits, see QC summary.

Method exceedance: Laboratory control sample (LCS) exceedances identified; see QC summary.

Matrix spike/matrix spike duplicate (MS/MSD) exceedances identified; see QC summary.

NELAP accreditation was held for all analyses performed unless noted below. See www.phaseonline.com for complete PSS scope of accreditation.

PHASE SEPARATION SCIENCE

6630 Baltimore National Pike
Baltimore, MD 21228
410-747-8770
800-932-9047
www.phaseonline.com

Lab Chronology

Project Name: Chester River Hospital Center
PSS Project No.: 22082530

Method	Client Sample ID	Analysis Type	PSS Sample ID	Mtx	Prep Batch	Analytical Batch	Prepared	Analyzed
EPA 300.0	RW-5	Initial	22082530-022	W	92042	196668	08/25/2022 16:21	08/25/2022 18:58
	MW-41	Initial	22082530-024	W	92042	196668	08/25/2022 16:21	08/25/2022 19:21
	MW-14	Initial	22082530-026	W	92042	196668	08/25/2022 16:21	08/25/2022 19:44
	92042-1-BKS	BKS	92042-1-BKS	W	92042	196668	08/25/2022 10:07	08/25/2022 11:42
	92042-1-BLK	BLK	92042-1-BLK	W	92042	196668	08/25/2022 10:07	08/25/2022 11:19
	B-22-08242022 S	MS	22082421-001 S	W	92042	196668	08/25/2022 11:20	08/25/2022 15:32
	B-22-08242022 SD	MSD	22082421-001 S	W	92042	196668	08/25/2022 11:20	08/25/2022 15:54
SW-846 8015C DRO	MW-12	Initial	22082530-002	W	92049	196688	08/26/2022 09:11	08/26/2022 14:06
	RW-6	Initial	22082530-003	W	92049	196688	08/26/2022 09:11	08/26/2022 17:00
	MW-9	Initial	22082530-004	W	92049	196688	08/26/2022 09:09	08/26/2022 14:31
	MW-10R	Initial	22082530-005	W	92049	196688	08/26/2022 09:09	08/26/2022 14:55
	MW-43	Initial	22082530-013	W	92049	196688	08/26/2022 09:09	08/26/2022 15:20
	MW-11	Initial	22082530-014	W	92049	196688	08/26/2022 09:09	08/26/2022 15:45
	MW-45	Initial	22082530-015	W	92049	196688	08/26/2022 09:09	08/26/2022 16:10
	MW-53	Initial	22082530-016	W	92049	196688	08/26/2022 09:09	08/26/2022 16:35
	92049-1-BKS	BKS	92049-1-BKS	W	92049	196688	08/26/2022 09:11	08/26/2022 13:16
	92049-1-BLK	BLK	92049-1-BLK	W	92049	196688	08/26/2022 09:11	08/26/2022 12:51
	92049-1-BSD	BSD	92049-1-BSD	W	92049	196688	08/26/2022 09:11	08/26/2022 13:41
	MW-3	Initial	22082530-001	W	92049	196689	08/26/2022 09:11	08/26/2022 17:25
	MW-13	Initial	22082530-017	W	92049	196689	08/26/2022 09:09	08/26/2022 14:31
	MW-46	Initial	22082530-018	W	92049	196689	08/26/2022 09:09	08/26/2022 14:55
	MW-54	Initial	22082530-023	W	92049	196689	08/26/2022 09:09	08/26/2022 15:20
	MW-41	Initial	22082530-024	W	92049	196689	08/26/2022 09:09	08/26/2022 16:35
	MW-47	Initial	22082530-025	W	92049	196689	08/26/2022 09:09	08/26/2022 15:45
	MW-14	Initial	22082530-026	W	92049	196689	08/26/2022 09:09	08/26/2022 16:10
	MGW-04 S	MS	22082533-002 S	W	92049	196689	08/26/2022 09:11	08/26/2022 13:16
	MGW-04 SD	MSD	22082533-002 S	W	92049	196689	08/26/2022 09:11	08/26/2022 13:41
	MW-52	Initial	22082530-009	W	92075	196747	08/29/2022 09:22	08/29/2022 20:45
	92075-1-BKS	BKS	92075-1-BKS	W	92075	196747	08/29/2022 09:18	08/29/2022 11:33
	92075-1-BLK	BLK	92075-1-BLK	W	92075	196747	08/29/2022 09:18	08/29/2022 11:08
	92075-1-BSD	BSD	92075-1-BSD	W	92075	196747	08/29/2022 09:18	08/29/2022 11:58
	MW-42	Initial	22082530-006	W	92075	196748	08/29/2022 09:22	08/29/2022 12:48
	MW-32	Initial	22082530-007	W	92075	196748	08/29/2022 09:22	08/29/2022 18:41
	MW-44	Initial	22082530-008	W	92075	196748	08/29/2022 09:22	08/29/2022 21:34
	92093-1-BKS	BKS	92093-1-BKS	W	92093	196751	08/29/2022 14:26	08/29/2022 23:14
	92093-1-BLK	BLK	92093-1-BLK	W	92093	196751	08/29/2022 14:26	08/29/2022 22:49
	92093-1-BSD	BSD	92093-1-BSD	W	92093	196751	08/29/2022 14:26	08/29/2022 23:38
	MW-22	Initial	22082530-011	W	92093	196790	08/29/2022 14:26	08/30/2022 12:21
	MW-31R	Initial	22082530-012	W	92093	196790	08/29/2022 14:26	08/30/2022 17:25
	MW-40	Initial	22082530-020	W	92093	196790	08/29/2022 14:26	08/30/2022 18:14
	MW-55	Initial	22082530-021	W	92093	196790	08/29/2022 14:26	08/30/2022 17:00
	RW-2D	Initial	22082530-028	W	92093	196790	08/29/2022 14:26	08/30/2022 17:50
	RW-4	Initial	22082530-019	W	92093	196791	08/29/2022 14:26	08/30/2022 17:25
	RW-5	Initial	22082530-022	W	92093	196791	08/29/2022 14:26	08/30/2022 17:00
	RW-3B	Initial	22082530-027	W	92093	196791	08/29/2022 14:26	08/30/2022 17:50

PHASE SEPARATION SCIENCE

6630 Baltimore National Pike
Baltimore, MD 21228
410-747-8770
800-932-9047
www.phaseonline.com

Lab Chronology

Project Name: Chester River Hospital Center
PSS Project No.: 22082530

Method	Client Sample ID	Analysis Type	PSS Sample ID	Mtx	Prep Batch	Analytical Batch	Prepared	Analyzed
SW-846 8260 D	MW-3	Initial	22082530-001	W	92073	196702	08/27/2022 08:43	08/27/2022 10:44
	MW-12	Initial	22082530-002	W	92073	196702	08/27/2022 08:43	08/27/2022 13:05
	RW-6	Initial	22082530-003	W	92073	196702	08/27/2022 08:43	08/27/2022 13:28
	MW-9	Initial	22082530-004	W	92073	196702	08/27/2022 08:43	08/27/2022 13:51
	MW-10R	Initial	22082530-005	W	92073	196702	08/27/2022 08:43	08/27/2022 14:13
	MW-42	Initial	22082530-006	W	92073	196702	08/27/2022 08:43	08/27/2022 14:36
	MW-32	Initial	22082530-007	W	92073	196702	08/27/2022 08:43	08/27/2022 14:59
	MW-44	Initial	22082530-008	W	92073	196702	08/27/2022 08:43	08/27/2022 15:22
	MW-52	Initial	22082530-009	W	92073	196702	08/27/2022 08:43	08/27/2022 15:44
	Trip Blank	Initial	22082530-010	W	92073	196702	08/27/2022 08:43	08/27/2022 16:07
	MW-22	Initial	22082530-011	W	92073	196702	08/27/2022 08:43	08/27/2022 16:30
	MW-31R	Initial	22082530-012	W	92073	196702	08/27/2022 08:43	08/27/2022 16:52
	MW-43	Initial	22082530-013	W	92073	196702	08/27/2022 08:43	08/27/2022 17:15
	MW-11	Initial	22082530-014	W	92073	196702	08/27/2022 08:43	08/27/2022 17:38
	MW-45	Initial	22082530-015	W	92073	196702	08/27/2022 08:43	08/27/2022 18:01
	MW-53	Initial	22082530-016	W	92073	196702	08/27/2022 08:43	08/27/2022 18:23
	MW-13	Initial	22082530-017	W	92073	196702	08/27/2022 08:43	08/27/2022 18:46
	MW-46	Initial	22082530-018	W	92073	196702	08/27/2022 08:43	08/27/2022 19:09
	RW-4	Initial	22082530-019	W	92073	196702	08/27/2022 08:43	08/27/2022 19:32
	92073-1-BKS	BKS	92073-1-BKS	W	92073	196702	08/27/2022 08:43	08/27/2022 08:43
	92073-1-BLK	BLK	92073-1-BLK	W	92073	196702	08/27/2022 08:43	08/27/2022 10:22
	MW-3 S	MS	22082530-001 S	W	92073	196702	08/27/2022 08:43	08/27/2022 11:34
	MW-3 SD	MSD	22082530-001 S	W	92073	196702	08/27/2022 08:43	08/27/2022 11:57
	MW-40	Initial	22082530-020	W	92074	196703	08/27/2022 20:17	08/27/2022 22:11
	MW-55	Initial	22082530-021	W	92074	196703	08/27/2022 20:17	08/28/2022 00:04
	RW-5	Initial	22082530-022	W	92074	196703	08/27/2022 20:17	08/28/2022 00:27
	MW-54	Initial	22082530-023	W	92074	196703	08/27/2022 20:17	08/28/2022 00:50
	MW-41	Initial	22082530-024	W	92074	196703	08/27/2022 20:17	08/28/2022 01:12
	MW-47	Initial	22082530-025	W	92074	196703	08/27/2022 20:17	08/28/2022 01:35
	MW-14	Initial	22082530-026	W	92074	196703	08/27/2022 20:17	08/28/2022 01:58
	RW-3B	Initial	22082530-027	W	92074	196703	08/27/2022 20:17	08/28/2022 02:21
	RW-2D	Initial	22082530-028	W	92074	196703	08/27/2022 20:17	08/28/2022 02:43
	92074-1-BKS	BKS	92074-1-BKS	W	92074	196703	08/27/2022 20:17	08/27/2022 20:17
	92074-1-BLK	BLK	92074-1-BLK	W	92074	196703	08/27/2022 20:17	08/27/2022 21:48
	MW-40 S	MS	22082530-020 S	W	92074	196703	08/27/2022 20:17	08/27/2022 22:33
	MW-40 SD	MSD	22082530-020 S	W	92074	196703	08/27/2022 20:17	08/27/2022 22:56

PHASE SEPARATION SCIENCE

6630 Baltimore National Pike
Baltimore, MD 21228
410-747-8770
800-932-9047
www.phaseonline.com

QC Summary

Project Name Chester River Hospital Center
PSS Project No.: 22082530

Analytical Method: EPA 300.0 Prep Method: E300.0P
Seq Number: 196668 Matrix: Water Date Prep: 08/25/22
MB Sample Id: 92042-1-BLK LCS Sample Id: 92042-1-BKS

Parameter	MB Result	Spike Amount	LCS Result	LCS %Rec	Limits	Units	Flag
Nitrate (as N)	<0.1000	5.000	5.074	101	90-110	mg/L	

Analytical Method: SW-846 8015C DRO Prep Method: SW3510C
Seq Number: 196688 Matrix: Water Date Prep: 08/26/22
MB Sample Id: 92049-1-BLK LCS Sample Id: 92049-1-BKS LCSD Sample Id: 92049-1-BSD

Parameter	MB Result	Spike Amount	LCS Result	LCS %Rec	LCSD Result	LCSD %Rec	Limits	RPD	RPD Limit	Units	Flag
TPH-DRO (Diesel Range Organics)	<0.1000	1.000	0.9001	90	0.9708	97	63-119	8	21	mg/L	

Surrogate	MB %Rec	MB Flag	LCS Result	LCS Flag	LCSD Result	LCSD Flag	Limits	Units
o-Terphenyl	84		86		94		52-100	%

Analytical Method: SW-846 8015C DRO Prep Method: SW3510C
Seq Number: 196747 Matrix: Water Date Prep: 08/29/22
MB Sample Id: 92075-1-BLK LCS Sample Id: 92075-1-BKS LCSD Sample Id: 92075-1-BSD

Parameter	MB Result	Spike Amount	LCS Result	LCS %Rec	LCSD Result	LCSD %Rec	Limits	RPD	RPD Limit	Units	Flag
TPH-DRO (Diesel Range Organics)	<0.1000	1.000	0.8193	82	0.8716	87	63-119	6	21	mg/L	

Surrogate	MB %Rec	MB Flag	LCS Result	LCS Flag	LCSD Result	LCSD Flag	Limits	Units
o-Terphenyl	82		75		79		52-100	%

Analytical Method: SW-846 8015C DRO Prep Method: SW3510C
Seq Number: 196751 Matrix: Water Date Prep: 08/29/22
MB Sample Id: 92093-1-BLK LCS Sample Id: 92093-1-BKS LCSD Sample Id: 92093-1-BSD

Parameter	MB Result	Spike Amount	LCS Result	LCS %Rec	LCSD Result	LCSD %Rec	Limits	RPD	RPD Limit	Units	Flag
TPH-DRO (Diesel Range Organics)	<0.1000	1.000	0.9391	94	0.9359	94	63-119	0	21	mg/L	

Surrogate	MB %Rec	MB Flag	LCS Result	LCS Flag	LCSD Result	LCSD Flag	Limits	Units
o-Terphenyl	90		87		86		52-100	%

PHASE SEPARATION SCIENCE

6630 Baltimore National Pike
Baltimore, MD 21228
410-747-8770
800-932-9047
www.phaseonline.com

QC Summary

Project Name Chester River Hospital Center
PSS Project No.: 22082530

Analytical Method: SW-846 8260 D Prep Method: SW5030B
Seq Number: 196702 Matrix: Water Date Prep: 08/27/22
MB Sample Id: 92073-1-BLK LCS Sample Id: 92073-1-BKS

Parameter	MB Result	Spike Amount	LCS Result	LCS %Rec	Limits	Units	Flag
Acetone	<5.000	50.00	43.43	87	49-154	ug/L	
tert-Amyl alcohol	<5.000	50.00	47.58	95	31-148	ug/L	
tert-Amyl ethyl ether	<1.000	50.00	47.99	96	61-125	ug/L	
tert-Amyl methyl ether	<1.000	50.00	48.11	96	72-119	ug/L	
Benzene	<1.000	50.00	53.83	108	76-112	ug/L	
Bromochloromethane	<1.000	50.00	56.93	114	74-119	ug/L	
Bromodichloromethane	<1.000	50.00	54.29	109	78-117	ug/L	
Bromoform	<1.000	50.00	54.34	109	69-123	ug/L	
Bromomethane	<1.000	50.00	54.70	109	42-118	ug/L	
tert-Butyl alcohol	<5.000	50.00	45.71	91	48-144	ug/L	
2-Butanone (MEK)	<5.000	50.00	47.75	96	55-136	ug/L	
tert-Butyl ethyl ether	<1.000	50.00	51.45	103	73-116	ug/L	
Carbon Disulfide	<1.000	50.00	50.23	100	80-124	ug/L	
Carbon tetrachloride	<1.000	50.00	53.17	106	77-119	ug/L	
Chlorobenzene	<1.000	50.00	55.65	111	76-114	ug/L	
Chloroethane	<1.000	50.00	42.61	85	61-113	ug/L	
Chloroform	<1.000	50.00	51.92	104	75-113	ug/L	
Chloromethane	<1.000	50.00	43.37	87	41-148	ug/L	
Cyclohexane	<1.000	50.00	51.51	103	76-135	ug/L	
1,2-Dibromo-3-chloropropane	<1.000	50.00	47.89	96	52-131	ug/L	
Dibromochloromethane	<1.000	50.00	53.24	106	79-121	ug/L	
1,2-Dibromoethane	<1.000	50.00	55.66	111	77-119	ug/L	
1,2-Dichlorobenzene	<1.000	50.00	58.49	117	75-121	ug/L	
1,3-Dichlorobenzene	<1.000	50.00	57.66	115	77-120	ug/L	
Dichlorodifluoromethane	<1.000	50.00	39.53	79	49-122	ug/L	
1,4-Dichlorobenzene	<1.000	50.00	57.33	115	76-118	ug/L	
1,1-Dichloroethane	<1.000	50.00	51.16	102	75-118	ug/L	
1,2-Dichloroethane	<1.000	50.00	50.77	102	72-115	ug/L	
cis-1,2-Dichloroethene	<1.000	50.00	55.41	111	75-119	ug/L	
1,1-Dichloroethene	<1.000	50.00	51.54	103	74-119	ug/L	
1,2-Dichloropropane	<1.000	50.00	51.98	104	76-115	ug/L	
cis-1,3-Dichloropropene	<1.000	50.00	50.98	102	83-122	ug/L	
trans-1,3-Dichloropropene	<1.000	50.00	50.26	101	76-118	ug/L	
trans-1,2-Dichloroethene	<1.000	50.00	54.73	109	73-121	ug/L	
Diisopropyl ether	<1.000	50.00	49.94	100	73-115	ug/L	
Ethylbenzene	<1.000	50.00	55.00	110	78-118	ug/L	
2-Hexanone (MBK)	<5.000	50.00	45.27	91	55-136	ug/L	
Isopropylbenzene	<1.000	50.00	55.78	112	76-126	ug/L	
Methyl Acetate	<1.000	50.00	52.91	106	61-117	ug/L	
Methylcyclohexane	<1.000	50.00	54.52	109	82-126	ug/L	
Methylene chloride	<1.000	50.00	52.93	106	75-113	ug/L	
4-Methyl-2-Pentanone (MIBK)	<5.000	50.00	46.05	92	57-127	ug/L	
Methyl-t-Butyl Ether	<1.000	50.00	51.37	103	71-114	ug/L	
Naphthalene	<1.000	50.00	50.62	101	60-122	ug/L	
Styrene	<1.000	50.00	57.64	115	81-124	ug/L	
1,1,2,2-Tetrachloroethane	<1.000	50.00	54.38	109	66-123	ug/L	
Tetrachloroethene	<1.000	50.00	57.03	114	76-123	ug/L	
Toluene	<1.000	50.00	54.08	108	77-112	ug/L	
1,2,3-Trichlorobenzene	<1.000	50.00	56.40	113	73-129	ug/L	
1,2,4-Trichlorobenzene	<1.000	50.00	55.51	111	73-130	ug/L	
1,1,1-Trichloroethane	<1.000	50.00	52.24	104	79-118	ug/L	

PHASE SEPARATION SCIENCE

6630 Baltimore National Pike
Baltimore, MD 21228
410-747-8770
800-932-9047
www.phaseonline.com

QC Summary

Project Name Chester River Hospital Center
PSS Project No.: 22082530

Analytical Method: SW-846 8260 D

Prep Method: SW5030B
Seq Number: 196702
Matrix: Water
Date Prep: 08/27/22
MB Sample Id: 92073-1-BLK
LCS Sample Id: 92073-1-BKS

Parameter	MB Result	Spike Amount	LCS Result	LCS %Rec	Limits	Units	Flag
Trichloroethene	<1.000	50.00	54.61	109	77-112	ug/L	
1,1,2-Trichloroethane	<1.000	50.00	54.83	110	75-115	ug/L	
Trichlorofluoromethane	<1.000	50.00	49.41	99	74-125	ug/L	
1,1,2-Trichlorotrifluoroethane	<1.000	50.00	52.28	105	77-123	ug/L	
Vinyl chloride	<1.000	50.00	48.07	96	53-151	ug/L	
m&p-Xylene	<2.000	100	110.8	111	79-121	ug/L	
o-Xylene	<1.000	50.00	56.22	112	78-122	ug/L	

Surrogate	MB %Rec	MB Flag	LCS Result	LCS Flag	Limits	Units
4-Bromofluorobenzene	100		94		88-120	%
Dibromofluoromethane	100		100		92-107	%
Toluene-D8	99		98		95-106	%

PHASE SEPARATION SCIENCE

6630 Baltimore National Pike
Baltimore, MD 21228
410-747-8770
800-932-9047
www.phaseonline.com

QC Summary

Project Name Chester River Hospital Center
PSS Project No.: 22082530

Analytical Method: SW-846 8260 D Prep Method: SW5030B
Seq Number: 196703 Matrix: Water Date Prep: 08/27/22
MB Sample Id: 92074-1-BLK LCS Sample Id: 92074-1-BKS

Parameter	MB Result	Spike Amount	LCS Result	LCS %Rec	Limits	Units	Flag
Acetone	<5.000	50.00	40.37	81	49-154	ug/L	
tert-Amyl alcohol	<5.000	50.00	51.72	103	31-148	ug/L	
tert-Amyl ethyl ether	<1.000	50.00	49.35	99	61-125	ug/L	
tert-Amyl methyl ether	<1.000	50.00	49.98	100	72-119	ug/L	
Benzene	<1.000	50.00	55.46	111	76-112	ug/L	
Bromochloromethane	<1.000	50.00	58.65	117	74-119	ug/L	
Bromodichloromethane	<1.000	50.00	55.14	110	78-117	ug/L	
Bromoform	<1.000	50.00	55.85	112	69-123	ug/L	
Bromomethane	<1.000	50.00	56.64	113	42-118	ug/L	
tert-Butyl alcohol	<5.000	50.00	49.64	99	48-144	ug/L	
2-Butanone (MEK)	<5.000	50.00	47.06	94	55-136	ug/L	
tert-Butyl ethyl ether	<1.000	50.00	53.05	106	73-116	ug/L	
Carbon Disulfide	<1.000	50.00	50.67	101	80-124	ug/L	
Carbon tetrachloride	<1.000	50.00	53.32	107	77-119	ug/L	
Chlorobenzene	<1.000	50.00	57.50	115	76-114	ug/L	H
Chloroethane	<1.000	50.00	44.08	88	61-113	ug/L	
Chloroform	<1.000	50.00	52.95	106	75-113	ug/L	
Chloromethane	<1.000	50.00	43.89	88	41-148	ug/L	
Cyclohexane	<1.000	50.00	52.57	105	76-135	ug/L	
1,2-Dibromo-3-chloropropane	<1.000	50.00	52.03	104	52-131	ug/L	
Dibromochloromethane	<1.000	50.00	54.52	109	79-121	ug/L	
1,2-Dibromoethane	<1.000	50.00	58.48	117	77-119	ug/L	
1,2-Dichlorobenzene	<1.000	50.00	61.95	124	75-121	ug/L	H
1,3-Dichlorobenzene	<1.000	50.00	60.50	121	77-120	ug/L	H
Dichlorodifluoromethane	<1.000	50.00	38.27	77	49-122	ug/L	
1,4-Dichlorobenzene	<1.000	50.00	60.33	121	76-118	ug/L	H
1,1-Dichloroethane	<1.000	50.00	52.93	106	75-118	ug/L	
1,2-Dichloroethane	<1.000	50.00	51.58	103	72-115	ug/L	
cis-1,2-Dichloroethene	<1.000	50.00	57.50	115	75-119	ug/L	
1,1-Dichloroethene	<1.000	50.00	53.06	106	74-119	ug/L	
1,2-Dichloropropane	<1.000	50.00	54.31	109	76-115	ug/L	
cis-1,3-Dichloropropene	<1.000	50.00	50.78	102	83-122	ug/L	
trans-1,3-Dichloropropene	<1.000	50.00	50.03	100	76-118	ug/L	
trans-1,2-Dichloroethene	<1.000	50.00	55.91	112	73-121	ug/L	
Diisopropyl ether	<1.000	50.00	51.68	103	73-115	ug/L	
Ethylbenzene	<1.000	50.00	57.17	114	78-118	ug/L	
2-Hexanone (MBK)	<5.000	50.00	46.70	93	55-136	ug/L	
Isopropylbenzene	<1.000	50.00	59.47	119	76-126	ug/L	
Methyl Acetate	<1.000	50.00	55.01	110	61-117	ug/L	
Methylcyclohexane	<1.000	50.00	54.12	108	82-126	ug/L	
Methylene chloride	<1.000	50.00	55.11	110	75-113	ug/L	
4-Methyl-2-Pentanone (MIBK)	<5.000	50.00	49.21	98	57-127	ug/L	
Methyl-t-Butyl Ether	<1.000	50.00	53.50	107	71-114	ug/L	
Naphthalene	<1.000	50.00	54.76	110	60-122	ug/L	
Styrene	<1.000	50.00	59.61	119	81-124	ug/L	
1,1,2,2-Tetrachloroethane	<1.000	50.00	59.40	119	66-123	ug/L	
Tetrachloroethene	<1.000	50.00	58.12	116	76-123	ug/L	
Toluene	<1.000	50.00	55.84	112	77-112	ug/L	
1,2,3-Trichlorobenzene	<1.000	50.00	59.32	119	73-129	ug/L	
1,2,4-Trichlorobenzene	<1.000	50.00	57.48	115	73-130	ug/L	
1,1,1-Trichloroethane	<1.000	50.00	53.41	107	79-118	ug/L	

PHASE SEPARATION SCIENCE

6630 Baltimore National Pike
Baltimore, MD 21228
410-747-8770
800-932-9047
www.phaseonline.com

QC Summary

Project Name Chester River Hospital Center
PSS Project No.: 22082530

Analytical Method: SW-846 8260 D
Prep Method: SW5030B
Seq Number: 196703
Matrix: Water
Date Prep: 08/27/22
MB Sample Id: 92074-1-BLK
LCS Sample Id: 92074-1-BKS

Parameter	MB Result	Spike Amount	LCS Result	LCS %Rec	Limits	Units	Flag
Trichloroethene	<1.000	50.00	56.39	113	77-112	ug/L	H
1,1,2-Trichloroethane	<1.000	50.00	56.39	113	75-115	ug/L	
Trichlorofluoromethane	<1.000	50.00	49.72	99	74-125	ug/L	
1,1,2-Trichlorotrifluoroethane	<1.000	50.00	51.82	104	77-123	ug/L	
Vinyl chloride	<1.000	50.00	48.08	96	53-151	ug/L	
m&p-Xylene	<2.000	100	115.5	116	79-121	ug/L	
o-Xylene	<1.000	50.00	58.03	116	78-122	ug/L	

Surrogate	MB %Rec	MB Flag	LCS Result	LCS Flag	Limits	Units
4-Bromofluorobenzene	101		96		88-120	%
Dibromofluoromethane	98		100		92-107	%
Toluene-D8	99		98		95-106	%

PHASE SEPARATION SCIENCE

6630 Baltimore National Pike
Baltimore, MD 21228
410-747-8770
800-932-9047
www.phaseonline.com

QC Summary

Project Name Chester River Hospital Center
PSS Project No.: 22082530

Analytical Method: SW-846 8260 D Prep Method: SW5030B
Seq Number: 196702 Matrix: Ground Water Date Prep: 08/27/22
Parent Sample Id: 22082530-001 MS Sample Id: 22082530-001 S MSD Sample Id: 22082530-001 SD

Parameter	Parent Result	Spike Amount	MS Result	MS %Rec	MSD Result	MSD %Rec	Limits	RPD	RPD Limit	Units	Flag
Acetone	<5.000	50.00	30.98	62	33.07	66	32-96	7	25	ug/L	
tert-Amyl alcohol	<5.000	50.00	47.29	95	50.00	100	26-158	6	25	ug/L	
tert-Amyl ethyl ether	<1.000	50.00	45.94	92	48.04	96	44-136	4	25	ug/L	
tert-Amyl methyl ether	<1.000	50.00	45.25	91	48.34	97	66-116	7	25	ug/L	
Benzene	<1.000	50.00	52.39	105	53.47	107	73-114	2	25	ug/L	
Bromochloromethane	<1.000	50.00	54.52	109	56.53	113	70-114	4	25	ug/L	
Bromodichloromethane	<1.000	50.00	52.15	104	53.77	108	71-118	3	25	ug/L	
Bromoform	<1.000	50.00	51.32	103	54.14	108	59-127	5	25	ug/L	
Bromomethane	<1.000	50.00	51.27	103	55.35	111	26-131	8	25	ug/L	
tert-Butyl alcohol	<5.000	50.00	44.08	88	45.25	91	32-178	3	25	ug/L	
2-Butanone (MEK)	<5.000	50.00	41.22	82	44.25	89	45-109	7	25	ug/L	
tert-Butyl ethyl ether	<1.000	50.00	49.08	98	51.53	103	70-117	5	25	ug/L	
Carbon Disulfide	<1.000	50.00	50.83	102	51.57	103	71-130	1	25	ug/L	
Carbon tetrachloride	<1.000	50.00	53.38	107	54.68	109	74-119	2	25	ug/L	
Chlorobenzene	<1.000	50.00	54.13	108	54.88	110	73-115	1	25	ug/L	
Chloroethane	<1.000	50.00	42.29	85	43.59	87	60-124	3	25	ug/L	
Chloroform	<1.000	50.00	50.31	101	51.06	102	70-113	1	25	ug/L	
Chloromethane	<1.000	50.00	42.44	85	43.17	86	32-170	2	25	ug/L	
Cyclohexane	<1.000	50.00	52.82	106	52.51	105	64-144	1	25	ug/L	
1,2-Dibromo-3-chloropropane	<1.000	50.00	45.36	91	50.14	100	48-140	10	25	ug/L	
Dibromochloromethane	<1.000	50.00	50.72	101	52.72	105	73-120	4	25	ug/L	
1,2-Dibromoethane	<1.000	50.00	52.93	106	55.47	111	71-119	5	25	ug/L	
1,2-Dichlorobenzene	<1.000	50.00	56.21	112	58.30	117	68-122	4	25	ug/L	
1,3-Dichlorobenzene	<1.000	50.00	55.66	111	57.11	114	69-122	3	25	ug/L	
Dichlorodifluoromethane	<1.000	50.00	41.61	83	41.00	82	61-118	1	25	ug/L	
1,4-Dichlorobenzene	<1.000	50.00	55.40	111	56.80	114	68-120	2	25	ug/L	
1,1-Dichloroethane	<1.000	50.00	49.99	100	50.88	102	68-122	2	25	ug/L	
1,2-Dichloroethane	<1.000	50.00	48.42	97	49.19	98	61-120	2	25	ug/L	
cis-1,2-Dichloroethene	<1.000	50.00	54.26	109	55.55	111	71-116	2	25	ug/L	
1,1-Dichloroethene	<1.000	50.00	51.98	104	52.01	104	69-120	0	25	ug/L	
1,2-Dichloropropane	<1.000	50.00	50.33	101	52.00	104	69-119	3	25	ug/L	
cis-1,3-Dichloropropene	<1.000	50.00	49.01	98	51.07	102	72-123	4	25	ug/L	
trans-1,3-Dichloropropene	<1.000	50.00	48.28	97	50.64	101	67-123	5	25	ug/L	
trans-1,2-Dichloroethene	<1.000	50.00	53.76	108	54.19	108	70-118	1	25	ug/L	
Diisopropyl ether	<1.000	50.00	47.53	95	49.41	99	63-126	4	25	ug/L	
Ethylbenzene	<1.000	50.00	54.03	108	54.39	109	74-121	1	25	ug/L	
2-Hexanone (MBK)	<5.000	50.00	41.32	83	44.58	89	44-131	8	25	ug/L	
Isopropylbenzene	<1.000	50.00	54.85	110	55.86	112	68-131	2	25	ug/L	
Methyl Acetate	<1.000	50.00	49.50	99	52.48	105	55-117	6	25	ug/L	
Methylcyclohexane	<1.000	50.00	55.25	111	54.40	109	71-126	2	25	ug/L	
Methylene chloride	<1.000	50.00	51.82	104	53.02	106	72-114	2	25	ug/L	
4-Methyl-2-Pentanone (MIBK)	<5.000	50.00	43.10	86	46.14	92	49-133	7	25	ug/L	
Methyl-t-Butyl Ether	<1.000	50.00	48.41	97	51.48	103	67-112	6	25	ug/L	
Naphthalene	<1.000	50.00	50.92	102	55.10	110	53-128	8	25	ug/L	
Styrene	<1.000	50.00	55.82	112	56.95	114	75-126	2	25	ug/L	
1,1,2,2-Tetrachloroethane	<1.000	50.00	52.10	104	55.10	110	61-125	6	25	ug/L	
Tetrachloroethene	<1.000	50.00	56.91	114	57.19	114	71-121	0	25	ug/L	
Toluene	<1.000	50.00	52.82	106	54.10	108	71-115	2	25	ug/L	
1,2,3-Trichlorobenzene	<1.000	50.00	54.77	110	56.93	114	60-124	4	25	ug/L	
1,2,4-Trichlorobenzene	<1.000	50.00	54.49	109	55.77	112	57-126	2	25	ug/L	
1,1,1-Trichloroethane	<1.000	50.00	51.69	103	53.12	106	72-121	3	25	ug/L	

PHASE SEPARATION SCIENCE

6630 Baltimore National Pike
Baltimore, MD 21228
410-747-8770
800-932-9047
www.phaseonline.com

QC Summary

Project Name Chester River Hospital Center
PSS Project No.: 22082530

Analytical Method: SW-846 8260 D Prep Method: SW5030B
Seq Number: 196702 Matrix: Ground Water Date Prep: 08/27/22
Parent Sample Id: 22082530-001 MS Sample Id: 22082530-001 S MSD Sample Id: 22082530-001 SD

Parameter	Parent Result	Spike Amount	MS Result	MS %Rec	MSD Result	MSD %Rec	Limits	RPD	RPD Limit	Units	Flag
Trichloroethene	<1.000	50.00	53.81	108	54.53	109	72-115	1	25	ug/L	
1,1,2-Trichloroethane	<1.000	50.00	51.82	104	54.20	108	70-114	4	25	ug/L	
Trichlorofluoromethane	<1.000	50.00	50.73	101	50.68	101	66-130	0	25	ug/L	
1,1,2-Trichlorotrifluoroethane	<1.000	50.00	54.33	109	53.14	106	71-121	2	25	ug/L	
Vinyl chloride	<1.000	50.00	48.07	96	52.54	105	40-160	9	25	ug/L	
m&p-Xylene	<2.000	100	108.7	109	110.1	110	73-125	1	25	ug/L	
o-Xylene	<1.000	50.00	54.64	109	55.58	111	71-126	2	25	ug/L	

Surrogate	MS Result	MS Flag	MSD Result	MSD Flag	Limits	Units
4-Bromofluorobenzene	94		94		88-120	%
Dibromofluoromethane	100		101		92-107	%
Toluene-D8	99		99		95-106	%

PHASE SEPARATION SCIENCE

6630 Baltimore National Pike
Baltimore, MD 21228
410-747-8770
800-932-9047
www.phaseonline.com

QC Summary

Project Name Chester River Hospital Center
PSS Project No.: 22082530

Analytical Method: SW-846 8260 D Prep Method: SW5030B
Seq Number: 196703 Matrix: Ground Water Date Prep: 08/27/22
Parent Sample Id: 22082530-020 MS Sample Id: 22082530-020 S MSD Sample Id: 22082530-020 SD

Parameter	Parent Result	Spike Amount	MS Result	MS %Rec	MSD Result	MSD %Rec	Limits	RPD	RPD Limit	Units	Flag
Acetone	<5.000	50.00	37.38	75	36.77	74	32-96	2	25	ug/L	
tert-Amyl alcohol	<5.000	50.00	49.20	98	53.32	107	26-158	8	25	ug/L	
tert-Amyl ethyl ether	<1.000	50.00	49.53	99	49.77	100	44-136	0	25	ug/L	
tert-Amyl methyl ether	<1.000	50.00	49.79	100	50.06	100	66-116	1	25	ug/L	
Benzene	<1.000	50.00	56.62	113	55.77	112	73-114	2	25	ug/L	
Bromochloromethane	<1.000	50.00	59.28	119	59.23	118	70-114	0	25	ug/L	X
Bromodichloromethane	<1.000	50.00	55.97	112	55.36	111	71-118	1	25	ug/L	
Bromoform	<1.000	50.00	55.39	111	56.10	112	59-127	1	25	ug/L	
Bromomethane	<1.000	50.00	58.20	116	59.51	119	26-131	2	25	ug/L	
tert-Butyl alcohol	<5.000	50.00	41.43	83	44.82	90	32-178	8	25	ug/L	
2-Butanone (MEK)	<5.000	50.00	45.41	91	45.64	91	45-109	1	25	ug/L	
tert-Butyl ethyl ether	<1.000	50.00	53.24	106	53.60	107	70-117	1	25	ug/L	
Carbon Disulfide	<1.000	50.00	53.64	107	52.90	106	71-130	1	25	ug/L	
Carbon tetrachloride	<1.000	50.00	56.65	113	55.79	112	74-119	2	25	ug/L	
Chlorobenzene	<1.000	50.00	57.67	115	57.77	116	73-115	0	25	ug/L	X
Chloroethane	<1.000	50.00	45.03	90	44.32	89	60-124	2	25	ug/L	
Chloroform	<1.000	50.00	54.40	109	53.76	108	70-113	1	25	ug/L	
Chloromethane	<1.000	50.00	44.57	89	44.39	89	32-170	0	25	ug/L	
Cyclohexane	<1.000	50.00	54.25	109	52.98	106	64-144	2	25	ug/L	
1,2-Dibromo-3-chloropropane	<1.000	50.00	49.48	99	51.43	103	48-140	4	25	ug/L	
Dibromochloromethane	<1.000	50.00	54.22	108	55.16	110	73-120	2	25	ug/L	
1,2-Dibromoethane	<1.000	50.00	57.52	115	58.72	117	71-119	2	25	ug/L	
1,2-Dichlorobenzene	<1.000	50.00	59.22	118	61.28	123	68-122	3	25	ug/L	X
1,3-Dichlorobenzene	<1.000	50.00	57.99	116	60.18	120	69-122	4	25	ug/L	
Dichlorodifluoromethane	<1.000	50.00	39.36	79	38.59	77	61-118	2	25	ug/L	
1,4-Dichlorobenzene	<1.000	50.00	57.60	115	59.50	119	68-120	3	25	ug/L	
1,1-Dichloroethane	<1.000	50.00	54.10	108	52.84	106	68-122	2	25	ug/L	
1,2-Dichloroethane	<1.000	50.00	52.15	104	51.27	103	61-120	2	25	ug/L	
cis-1,2-Dichloroethene	<1.000	50.00	58.55	117	57.63	115	71-116	2	25	ug/L	X
1,1-Dichloroethene	<1.000	50.00	55.46	111	54.07	108	69-120	3	25	ug/L	
1,2-Dichloropropane	<1.000	50.00	54.85	110	54.09	108	69-119	1	25	ug/L	
cis-1,3-Dichloropropene	<1.000	50.00	51.08	102	50.95	102	72-123	0	25	ug/L	
trans-1,3-Dichloropropene	<1.000	50.00	50.31	101	50.26	101	67-123	0	25	ug/L	
trans-1,2-Dichloroethene	<1.000	50.00	57.87	116	56.93	114	70-118	2	25	ug/L	
Diisopropyl ether	<1.000	50.00	51.73	103	51.13	102	63-126	1	25	ug/L	
Ethylbenzene	<1.000	50.00	56.74	113	56.66	113	74-121	0	25	ug/L	
2-Hexanone (MBK)	<5.000	50.00	45.29	91	45.60	91	44-131	1	25	ug/L	
Isopropylbenzene	<1.000	50.00	57.22	114	58.14	116	68-131	2	25	ug/L	
Methyl Acetate	<1.000	50.00	52.42	105	52.63	105	55-117	0	25	ug/L	
Methylcyclohexane	<1.000	50.00	54.22	108	52.98	106	71-126	2	25	ug/L	
Methylene chloride	<1.000	50.00	56.00	112	55.32	111	72-114	1	25	ug/L	
4-Methyl-2-Pentanone (MIBK)	<5.000	50.00	47.85	96	47.48	95	49-133	1	25	ug/L	
Methyl-t-Butyl Ether	<1.000	50.00	53.90	108	54.12	108	67-112	0	25	ug/L	
Naphthalene	<1.000	50.00	49.33	99	53.95	108	53-128	9	25	ug/L	
Styrene	<1.000	50.00	59.18	118	59.61	119	75-126	1	25	ug/L	
1,1,2,2-Tetrachloroethane	<1.000	50.00	56.66	113	58.26	117	61-125	3	25	ug/L	
Tetrachloroethene	<1.000	50.00	59.70	119	59.53	119	71-121	0	25	ug/L	
Toluene	<1.000	50.00	57.01	114	56.18	112	71-115	1	25	ug/L	
1,2,3-Trichlorobenzene	<1.000	50.00	54.00	108	57.41	115	60-124	6	25	ug/L	
1,2,4-Trichlorobenzene	<1.000	50.00	52.86	106	55.58	111	57-126	5	25	ug/L	
1,1,1-Trichloroethane	<1.000	50.00	55.85	112	54.83	110	72-121	2	25	ug/L	

PHASE SEPARATION SCIENCE

6630 Baltimore National Pike
Baltimore, MD 21228
410-747-8770
800-932-9047
www.phaseonline.com

QC Summary

Project Name Chester River Hospital Center
PSS Project No.: 22082530

Analytical Method: SW-846 8260 D Prep Method: SW5030B
Seq Number: 196703 Matrix: Ground Water Date Prep: 08/27/22
Parent Sample Id: 22082530-020 MS Sample Id: 22082530-020 S MSD Sample Id: 22082530-020 SD

Parameter	Parent Result	Spike Amount	MS Result	MS %Rec	MSD Result	MSD %Rec	Limits	RPD	RPD Limit	Units	Flag
Trichloroethene	<1.000	50.00	57.26	115	56.40	113	72-115	2	25	ug/L	
1,1,2-Trichloroethane	<1.000	50.00	56.53	113	56.44	113	70-114	0	25	ug/L	
Trichlorofluoromethane	<1.000	50.00	52.62	105	50.72	101	66-130	4	25	ug/L	
1,1,2-Trichlorotrifluoroethane	<1.000	50.00	53.79	108	51.74	103	71-121	4	25	ug/L	
Vinyl chloride	<1.000	50.00	49.48	99	47.87	96	40-160	3	25	ug/L	
m&p-Xylene	<2.000	100	114.3	114	114.7	115	73-125	0	25	ug/L	
o-Xylene	<1.000	50.00	58.31	117	57.96	116	71-126	1	25	ug/L	

Surrogate	MS Result	MS Flag	MSD Result	MSD Flag	Limits	Units
4-Bromofluorobenzene	94		94		88-120	%
Dibromofluoromethane	101		100		92-107	%
Toluene-D8	99		99		95-106	%

F = RPD exceeded the laboratory control limits
X = Recovery of MS, MSD or both outside of QC Criteria
H= Recovery of BS,BSD or both exceeded the laboratory control limits
L = Recovery of BS,BSD or both below the laboratory control limits

PHASE SEPARATION SCIENCE

6630 Baltimore National Pike
Baltimore, MD 21228
410-747-8770
800-932-9047
www.phaseonline.com

QC Summary

Project Name Chester River Hospital Center
PSS Project No.: 22082530

Analytical Method: EPA 300.0
Seq Number: 196668 Matrix: Water
CCV Sample Id: CCV-01 Analyzed Date: 08/25/22 10:33

Parameter	Spike Amount	CCV Result	CCV %Rec	Limits	Units	Flag
Nitrate (as N)	5.000	5.141	103	90-110	mg/L	

Analytical Method: EPA 300.0
Seq Number: 196668 Matrix: Water
CCV Sample Id: CCV-02 Analyzed Date: 08/25/22 16:17

Parameter	Spike Amount	CCV Result	CCV %Rec	Limits	Units	Flag
Nitrate (as N)	5.000	5.341	107	90-110	mg/L	

Analytical Method: EPA 300.0
Seq Number: 196668 Matrix: Water
CCV Sample Id: CCV-03 Analyzed Date: 08/25/22 20:07

Parameter	Spike Amount	CCV Result	CCV %Rec	Limits	Units	Flag
Nitrate (as N)	5.000	5.169	103	90-110	mg/L	

Analytical Method: EPA 300.0
Seq Number: 196032 Matrix: Water
Parent Sample Id: ICV-01 ICV Sample Id: ICV-01 Analyzed Date: 08/02/22 19:17

Parameter	Spike Amount	ICV Result	ICV %Rec	Limits	Units	Flag
Nitrate (as N)	5.000	5.139	103	90-110	mg/L	

Analytical Method: EPA 300.0
Seq Number: 196668 Matrix: Water
Parent Sample Id: LLLCS LLCCV Sample Id: LLLCS Analyzed Date: 08/25/22 12:05

Parameter	Spike Amount	LLCCV Result	LLCCV %Rec	Limits	Units	Flag
Nitrate (as N)	2.000	2.227	111	90-110	mg/L	X

Analytical Method: SW-846 8015 C DRO
Seq Number: 196751 Matrix: Water
CCV Sample Id: CCV-R1 Analyzed Date: 08/29/22 19:55

Parameter	Spike Amount	CCV Result	CCV %Rec	Limits	Units	Flag
TPH-DRO (Diesel Range Organics)	2500	2731	109	80-120	mg/L	

Surrogate	CCV Result	Limits	Units	Flag
o-Terphenyl	105	80-120	%	

Analytical Method: SW-846 8015 C TCLP
Seq Number: 196747 Matrix: Water
CCV Sample Id: CCV-R1 Analyzed Date: 08/29/22 10:19

Parameter	Spike Amount	CCV Result	CCV %Rec	Limits	Units	Flag
TPH-DRO (Diesel Range Organics)	2500	2383	95	80-120	mg/L	

Surrogate	CCV Result	Limits	Units	Flag
o-Terphenyl	90	80-120	%	

Analytical Method: SW-846 8015 C TCLP
Seq Number: 196748 Matrix: Water
CCV Sample Id: CCV-F1 Analyzed Date: 08/29/22 10:19

Parameter	Spike Amount	CCV Result	CCV %Rec	Limits	Units	Flag
TPH-DRO (Diesel Range Organics)	2500	2636	105	80-120	mg/L	

Surrogate	CCV Result	Limits	Units	Flag
o-Terphenyl	98	80-120	%	

Analytical Method: SW-846 8015 C TCLP
Seq Number: 196791 Matrix: Water
CCV Sample Id: CCV-F1 Analyzed Date: 08/30/22 11:31

Parameter	Spike Amount	CCV Result	CCV %Rec	Limits	Units	Flag
TPH-DRO (Diesel Range Organics)	2500	2249	90	80-120	mg/L	

Surrogate	CCV Result	Limits	Units	Flag
o-Terphenyl	83	80-120	%	

Analytical Method: SW-846 8015 C TCLP
Seq Number: 196791 Matrix: Water
CCV Sample Id: CCV-F2 Analyzed Date: 08/30/22 19:29

Parameter	Spike Amount	CCV Result	CCV %Rec	Limits	Units	Flag
TPH-DRO (Diesel Range Organics)	2500	2357	94	80-120	mg/L	

Surrogate	CCV Result	Limits	Units	Flag
o-Terphenyl	88	80-120	%	

Analytical Method: SW-846 8015 C TCLP
Seq Number: 192711 Matrix: Water
Parent Sample Id: ICV-01 ICV Sample Id: ICV-01 Analyzed Date: 03/29/22 16:06

Parameter	Spike Amount	ICV Result	ICV %Rec	Limits	Units	Flag
TPH-DRO (Diesel Range Organics)	2500	2418	97	80-120	mg/L	

Surrogate	ICV Result	Limits	Units	Flag
o-Terphenyl	97	80-120	%	

Analytical Method: SW-846 8015C DRO
Seq Number: 196689 Matrix: Water
CCV Sample Id: CCV-F1 Analyzed Date: 08/26/22 09:54

Parameter	Spike Amount	CCV Result	CCV %Rec	Limits	Units	Flag
TPH-DRO (Diesel Range Organics)	2500	2444	98	80-120	mg/L	

Surrogate	CCV Result	Limits	Units	Flag
o-Terphenyl	94	80-120	%	

Analytical Method: SW-846 8015C DRO
Seq Number: 196688 Matrix: Water
CCV Sample Id: CCV-R1 Analyzed Date: 08/26/22 12:01

Parameter	Spike Amount	CCV Result	CCV %Rec	Limits	Units	Flag
TPH-DRO (Diesel Range Organics)	2500	2790	112	80-120	mg/L	

Surrogate	CCV Result	Limits	Units	Flag
o-Terphenyl	108	80-120	%	

Analytical Method: SW-846 8015C DRO
Seq Number: 196688 Matrix: Water
CCV Sample Id: CCV-R2 Analyzed Date: 08/26/22 19:04

Parameter	Spike Amount	CCV Result	CCV %Rec	Limits	Units	Flag
TPH-DRO (Diesel Range Organics)	2500	2767	111	80-120	mg/L	

Surrogate	CCV Result	Limits	Units	Flag
o-Terphenyl	106	80-120	%	

Analytical Method: SW-846 8015C DRO
Seq Number: 196689 Matrix: Water
CCV Sample Id: CCV-F2 Analyzed Date: 08/26/22 19:04

Parameter	Spike Amount	CCV Result	CCV %Rec	Limits	Units	Flag
TPH-DRO (Diesel Range Organics)	2500	2568	103	80-120	mg/L	

Surrogate	CCV Result	Limits	Units	Flag
o-Terphenyl	95	80-120	%	

Analytical Method: SW-846 8015C DRO
Seq Number: 196688 Matrix: Water
CCV Sample Id: CCV-R3 Analyzed Date: 08/27/22 05:25

Parameter	Spike Amount	CCV Result	CCV %Rec	Limits	Units	Flag
TPH-DRO (Diesel Range Organics)	2500	2721	109	80-120	mg/L	

Surrogate	CCV Result	Limits	Units	Flag
o-Terphenyl	104	80-120	%	

Analytical Method: SW-846 8015C DRO
Seq Number: 196747 Matrix: Water
CCV Sample Id: CCV-R2 Analyzed Date: 08/29/22 19:55

Parameter	Spike Amount	CCV Result	CCV %Rec	Limits	Units	Flag
TPH-DRO (Diesel Range Organics)	2500	2731	109	80-120	mg/L	

Surrogate	CCV Result	Limits	Units	Flag
o-Terphenyl	105	80-120	%	

Analytical Method: SW-846 8015C DRO
Seq Number: 196748 Matrix: Water
CCV Sample Id: CCV-F2 Analyzed Date: 08/29/22 19:55

Parameter	Spike Amount	CCV Result	CCV %Rec	Limits	Units	Flag
TPH-DRO (Diesel Range Organics)	2500	2587	103	80-120	mg/L	

Surrogate	CCV Result	Limits	Units	Flag
o-Terphenyl	95	80-120	%	

Analytical Method: SW-846 8015C DRO
Seq Number: 196747 Matrix: Water
CCV Sample Id: CCV-R3 Analyzed Date: 08/30/22 06:15

Parameter	Spike Amount	CCV Result	CCV %Rec	Limits	Units	Flag
TPH-DRO (Diesel Range Organics)	2500	2409	96	80-120	mg/L	

Surrogate	CCV Result	Limits	Units	Flag
o-Terphenyl	91	80-120	%	

Analytical Method: SW-846 8015C DRO
Seq Number: 196748 Matrix: Water
CCV Sample Id: CCV-F3 Analyzed Date: 08/30/22 06:15

Parameter	Spike Amount	CCV Result	CCV %Rec	Limits	Units	Flag
TPH-DRO (Diesel Range Organics)	2500	2265	91	80-120	mg/L	

Surrogate	CCV Result	Limits	Units	Flag
o-Terphenyl	90	80-120	%	

Analytical Method: SW-846 8015C DRO
Seq Number: 196751 Matrix: Water
CCV Sample Id: CCV-R2 Analyzed Date: 08/30/22 06:15

Parameter	Spike Amount	CCV Result	CCV %Rec	Limits	Units	Flag
TPH-DRO (Diesel Range Organics)	2500	2409	96	80-120	mg/L	

Surrogate	CCV Result	Limits	Units	Flag
o-Terphenyl	91	80-120	%	

Analytical Method: SW-846 8015C DRO
Seq Number: 196790 Matrix: Water
CCV Sample Id: CCV-R1 Analyzed Date: 08/30/22 11:31

Parameter	Spike Amount	CCV Result	CCV %Rec	Limits	Units	Flag
TPH-DRO (Diesel Range Organics)	2500	2700	108	80-120	mg/L	

Surrogate	CCV Result	Limits	Units	Flag
o-Terphenyl	104	80-120	%	

Analytical Method: SW-846 8015C DRO
Seq Number: 196790 Matrix: Water
CCV Sample Id: CCV-R2 Analyzed Date: 08/30/22 19:29

Parameter	Spike Amount	CCV Result	CCV %Rec	Limits	Units	Flag
TPH-DRO (Diesel Range Organics)	2500	2803	112	80-120	mg/L	

Surrogate	CCV Result	Limits	Units	Flag
o-Terphenyl	108	80-120	%	

Analytical Method: SW-846 8015C DRO
Seq Number: 191075 Matrix: Water
Parent Sample Id: ICV-01 ICV Sample Id: ICV-01 Analyzed Date: 01/27/22 17:43

Parameter	Spike Amount	ICV Result	ICV %Rec	Limits	Units	Flag
TPH-DRO (Diesel Range Organics)	2500	2796	112	80-120	mg/L	

Surrogate	ICV Result	Limits	Units	Flag
o-Terphenyl	113	80-120	%	

PHASE SEPARATION SCIENCE

6630 Baltimore National Pike
Baltimore, MD 21228
410-747-8770
800-932-9047
www.phaseonline.com

QC Summary

Project Name Chester River Hospital Center
PSS Project No.: 22082530

Analytical Method: SW-846 8260 D

Seq Number: 196702 Matrix: Water

CCV Sample Id: CCV-01 Analyzed Date: 08/27/22 08:43

Parameter	Spike Amount	CCV Result	CCV %Rec	Limits	Units	Flag
Acetone	50.00	43.43	87	80-120	ug/L	
tert-Amyl alcohol	50.00	47.58	95	80-120	ug/L	
tert-Amyl ethyl ether	50.00	47.99	96	80-120	ug/L	
tert-Amyl methyl ether	50.00	48.11	96	80-120	ug/L	
Benzene	50.00	53.83	108	80-120	ug/L	
Bromochloromethane	50.00	56.93	114	80-120	ug/L	
Bromodichloromethane	50.00	54.29	109	80-120	ug/L	
Bromoform	50.00	54.34	109	80-120	ug/L	
Bromomethane	50.00	54.70	109	80-120	ug/L	
tert-Butyl alcohol	50.00	45.71	91	80-120	ug/L	
2-Butanone (MEK)	50.00	47.75	96	80-120	ug/L	
tert-Butyl ethyl ether	50.00	51.45	103	80-120	ug/L	
Carbon Disulfide	50.00	50.23	100	80-120	ug/L	
Carbon tetrachloride	50.00	53.17	106	80-120	ug/L	
Chlorobenzene	50.00	55.65	111	80-120	ug/L	
Chloroethane	50.00	42.61	85	80-120	ug/L	
Chloroform	50.00	51.92	104	80-120	ug/L	
Chloromethane	50.00	43.37	87	80-120	ug/L	
Cyclohexane	50.00	51.51	103	80-120	ug/L	
1,2-Dibromo-3-chloropropane	50.00	47.89	96	80-120	ug/L	
Dibromochloromethane	50.00	53.24	106	80-120	ug/L	
1,2-Dibromoethane	50.00	55.66	111	80-120	ug/L	
1,2-Dichlorobenzene	50.00	58.49	117	80-120	ug/L	
1,3-Dichlorobenzene	50.00	57.66	115	80-120	ug/L	
Dichlorodifluoromethane	50.00	39.53	79	80-120	ug/L	X
1,4-Dichlorobenzene	50.00	57.33	115	80-120	ug/L	
1,1-Dichloroethane	50.00	51.16	102	80-120	ug/L	
1,2-Dichloroethane	50.00	50.77	102	80-120	ug/L	
cis-1,2-Dichloroethene	50.00	55.41	111	80-120	ug/L	
1,1-Dichloroethene	50.00	51.54	103	80-120	ug/L	
1,2-Dichloropropane	50.00	51.98	104	80-120	ug/L	
cis-1,3-Dichloropropene	50.00	50.98	102	80-120	ug/L	
trans-1,3-Dichloropropene	50.00	50.26	101	80-120	ug/L	
trans-1,2-Dichloroethene	50.00	54.73	109	80-120	ug/L	
Diisopropyl ether	50.00	49.94	100	80-120	ug/L	
Ethylbenzene	50.00	55.00	110	80-120	ug/L	
2-Hexanone (MBK)	50.00	45.27	91	80-120	ug/L	
Isopropylbenzene	50.00	55.78	112	80-120	ug/L	
Methyl Acetate	50.00	52.91	106	80-120	ug/L	
Methylcyclohexane	50.00	54.52	109	80-120	ug/L	
Methylene chloride	50.00	52.93	106	80-120	ug/L	
4-Methyl-2-Pentanone (MIBK)	50.00	46.05	92	80-120	ug/L	
Methyl-t-Butyl Ether	50.00	51.37	103	80-120	ug/L	
Naphthalene	50.00	50.62	101	80-120	ug/L	
Styrene	50.00	57.64	115	80-120	ug/L	
1,1,2,2-Tetrachloroethane	50.00	54.38	109	80-120	ug/L	
Tetrachloroethene	50.00	57.03	114	80-120	ug/L	
Toluene	50.00	54.08	108	80-120	ug/L	
1,2,3-Trichlorobenzene	50.00	56.40	113	80-120	ug/L	
1,2,4-Trichlorobenzene	50.00	55.51	111	80-120	ug/L	
1,1,1-Trichloroethane	50.00	52.24	104	80-120	ug/L	

PHASE SEPARATION SCIENCE

6630 Baltimore National Pike
Baltimore, MD 21228
410-747-8770
800-932-9047
www.phaseonline.com

QC Summary

Project Name Chester River Hospital Center
PSS Project No.: 22082530

Analytical Method: SW-846 8260 D

Seq Number: 196702 Matrix: Water

CCV Sample Id: CCV-01 Analyzed Date: 08/27/22 08:43

Parameter	Spike Amount	CCV Result	CCV %Rec	Limits	Units	Flag
Trichloroethene	50.00	54.61	109	80-120	ug/L	
1,1,2-Trichloroethane	50.00	54.83	110	80-120	ug/L	
Trichlorofluoromethane	50.00	49.41	99	80-120	ug/L	
1,1,2-Trichlorotrifluoroethane	50.00	52.28	105	80-120	ug/L	
Vinyl chloride	50.00	48.07	96	80-120	ug/L	
m&p-Xylene	100	110.8	111	80-120	ug/L	
o-Xylene	50.00	56.22	112	80-120	ug/L	

Surrogate	CCV Result	Limits	Units	Flag
4-Bromofluorobenzene	94	80-120	%	
Dibromofluoromethane	100	80-120	%	
Toluene-D8	98	80-120	%	

PHASE SEPARATION SCIENCE

6630 Baltimore National Pike
Baltimore, MD 21228
410-747-8770
800-932-9047
www.phaseonline.com

QC Summary

Project Name Chester River Hospital Center
PSS Project No.: 22082530

Analytical Method: SW-846 8260 D

Seq Number: 196703 Matrix: Water

CCV Sample Id: CCV-01 Analyzed Date: 08/27/22 20:17

Parameter	Spike Amount	CCV Result	CCV %Rec	Limits	Units	Flag
Acetone	50.00	40.37	81	80-120	ug/L	
tert-Amyl alcohol	50.00	51.72	103	80-120	ug/L	
tert-Amyl ethyl ether	50.00	49.35	99	80-120	ug/L	
tert-Amyl methyl ether	50.00	49.98	100	80-120	ug/L	
Benzene	50.00	55.46	111	80-120	ug/L	
Bromochloromethane	50.00	58.65	117	80-120	ug/L	
Bromodichloromethane	50.00	55.14	110	80-120	ug/L	
Bromoform	50.00	55.85	112	80-120	ug/L	
Bromomethane	50.00	56.64	113	80-120	ug/L	
tert-Butyl alcohol	50.00	49.64	99	80-120	ug/L	
2-Butanone (MEK)	50.00	47.06	94	80-120	ug/L	
tert-Butyl ethyl ether	50.00	53.05	106	80-120	ug/L	
Carbon Disulfide	50.00	50.67	101	80-120	ug/L	
Carbon tetrachloride	50.00	53.32	107	80-120	ug/L	
Chlorobenzene	50.00	57.50	115	80-120	ug/L	
Chloroethane	50.00	44.08	88	80-120	ug/L	
Chloroform	50.00	52.95	106	80-120	ug/L	
Chloromethane	50.00	43.89	88	80-120	ug/L	
Cyclohexane	50.00	52.57	105	80-120	ug/L	
1,2-Dibromo-3-chloropropane	50.00	52.03	104	80-120	ug/L	
Dibromochloromethane	50.00	54.52	109	80-120	ug/L	
1,2-Dibromoethane	50.00	58.48	117	80-120	ug/L	
1,2-Dichlorobenzene	50.00	61.95	124	80-120	ug/L	X
1,3-Dichlorobenzene	50.00	60.50	121	80-120	ug/L	X
Dichlorodifluoromethane	50.00	38.27	77	80-120	ug/L	X
1,4-Dichlorobenzene	50.00	60.33	121	80-120	ug/L	X
1,1-Dichloroethane	50.00	52.93	106	80-120	ug/L	
1,2-Dichloroethane	50.00	51.58	103	80-120	ug/L	
cis-1,2-Dichloroethene	50.00	57.50	115	80-120	ug/L	
1,1-Dichloroethene	50.00	53.06	106	80-120	ug/L	
1,2-Dichloropropane	50.00	54.31	109	80-120	ug/L	
cis-1,3-Dichloropropene	50.00	50.78	102	80-120	ug/L	
trans-1,3-Dichloropropene	50.00	50.03	100	80-120	ug/L	
trans-1,2-Dichloroethene	50.00	55.91	112	80-120	ug/L	
Diisopropyl ether	50.00	51.68	103	80-120	ug/L	
Ethylbenzene	50.00	57.17	114	80-120	ug/L	
2-Hexanone (MBK)	50.00	46.70	93	80-120	ug/L	
Isopropylbenzene	50.00	59.47	119	80-120	ug/L	
Methyl Acetate	50.00	55.01	110	80-120	ug/L	
Methylcyclohexane	50.00	54.12	108	80-120	ug/L	
Methylene chloride	50.00	55.11	110	80-120	ug/L	
4-Methyl-2-Pentanone (MIBK)	50.00	49.21	98	80-120	ug/L	
Methyl-t-Butyl Ether	50.00	53.50	107	80-120	ug/L	
Naphthalene	50.00	54.76	110	80-120	ug/L	
Styrene	50.00	59.61	119	80-120	ug/L	
1,1,2,2-Tetrachloroethane	50.00	59.40	119	80-120	ug/L	
Tetrachloroethene	50.00	58.12	116	80-120	ug/L	
Toluene	50.00	55.84	112	80-120	ug/L	
1,2,3-Trichlorobenzene	50.00	59.32	119	80-120	ug/L	
1,2,4-Trichlorobenzene	50.00	57.48	115	80-120	ug/L	
1,1,1-Trichloroethane	50.00	53.41	107	80-120	ug/L	

PHASE SEPARATION SCIENCE

6630 Baltimore National Pike
Baltimore, MD 21228
410-747-8770
800-932-9047
www.phaseonline.com

QC Summary

Project Name Chester River Hospital Center
PSS Project No.: 22082530

Analytical Method: SW-846 8260 D

Seq Number: 196703 Matrix: Water

CCV Sample Id: CCV-01 Analyzed Date: 08/27/22 20:17

Parameter	Spike Amount	CCV Result	CCV %Rec	Limits	Units	Flag
Trichloroethene	50.00	56.39	113	80-120	ug/L	
1,1,2-Trichloroethane	50.00	56.39	113	80-120	ug/L	
Trichlorofluoromethane	50.00	49.72	99	80-120	ug/L	
1,1,2-Trichlorotrifluoroethane	50.00	51.82	104	80-120	ug/L	
Vinyl chloride	50.00	48.08	96	80-120	ug/L	
m&p-Xylene	100	115.5	116	80-120	ug/L	
o-Xylene	50.00	58.03	116	80-120	ug/L	

Surrogate	CCV Result	Limits	Units	Flag
4-Bromofluorobenzene	96	80-120	%	
Dibromofluoromethane	100	80-120	%	
Toluene-D8	98	80-120	%	

PHASE SEPARATION SCIENCE

6630 Baltimore National Pike
Baltimore, MD 21228
410-747-8770
800-932-9047
www.phaseonline.com

QC Summary

Project Name Chester River Hospital Center
PSS Project No.: 22082530

Analytical Method: SW-846 8260 D

Seq Number: 196353 Matrix: Water
Parent Sample Id: ICV-01 ICV Sample Id: ICV-01 Analyzed Date: 08/15/22 13:39

Parameter	Spike Amount	ICV Result	ICV %Rec	Limits	Units	Flag
Acetone	50.00	54.16	108	70-130	ug/L	
tert-Amyl alcohol	50.00	58.38	117	70-130	ug/L	
tert-Amyl ethyl ether	50.00	56.39	113	70-130	ug/L	
tert-Amyl methyl ether	50.00	56.39	113	70-130	ug/L	
Benzene	50.00	56.25	113	70-130	ug/L	
Bromochloromethane	50.00	56.97	114	70-130	ug/L	
Bromodichloromethane	50.00	57.61	115	70-130	ug/L	
Bromoform	50.00	54.78	110	70-130	ug/L	
Bromomethane	50.00	56.21	112	70-130	ug/L	
tert-Butyl alcohol	50.00	56.32	113	70-130	ug/L	
2-Butanone (MEK)	50.00	54.55	109	70-130	ug/L	
tert-Butyl ethyl ether	50.00	60.72	121	70-130	ug/L	
Carbon Disulfide	50.00	58.56	117	70-130	ug/L	
Carbon tetrachloride	50.00	57.52	115	70-130	ug/L	
Chlorobenzene	50.00	56.07	112	70-130	ug/L	
Chloroethane	50.00	53.53	107	70-130	ug/L	
Chloroform	50.00	54.47	109	70-130	ug/L	
Chloromethane	50.00	55.09	110	70-130	ug/L	
Cyclohexane	50.00	57.86	116	70-130	ug/L	
1,2-Dibromo-3-chloropropane	50.00	56.55	113	70-130	ug/L	
Dibromochloromethane	50.00	55.02	110	70-130	ug/L	
1,2-Dibromoethane	50.00	58.74	117	70-130	ug/L	
1,2-Dichlorobenzene	50.00	58.38	117	70-130	ug/L	
1,3-Dichlorobenzene	50.00	57.53	115	70-130	ug/L	
Dichlorodifluoromethane	50.00	54.21	108	70-130	ug/L	
1,4-Dichlorobenzene	50.00	57.33	115	70-130	ug/L	
1,1-Dichloroethane	50.00	56.41	113	70-130	ug/L	
1,2-Dichloroethane	50.00	54.50	109	70-130	ug/L	
cis-1,2-Dichloroethene	50.00	57.31	115	70-130	ug/L	
1,1-Dichloroethene	50.00	55.40	111	70-130	ug/L	
1,2-Dichloropropane	50.00	57.29	115	70-130	ug/L	
cis-1,3-Dichloropropene	50.00	55.82	112	70-130	ug/L	
trans-1,3-Dichloropropene	50.00	55.72	111	70-130	ug/L	
trans-1,2-Dichloroethene	50.00	56.84	114	70-130	ug/L	
Diisopropyl ether	50.00	58.91	118	70-130	ug/L	
Ethylbenzene	50.00	56.70	113	70-130	ug/L	
2-Hexanone (MBK)	50.00	56.67	113	70-130	ug/L	
Isopropylbenzene	50.00	59.62	119	70-130	ug/L	
Methyl Acetate	50.00	59.73	119	70-130	ug/L	
Methylcyclohexane	50.00	56.82	114	70-130	ug/L	
Methylene chloride	50.00	56.18	112	70-130	ug/L	
4-Methyl-2-Pentanone (MIBK)	50.00	58.27	117	70-130	ug/L	
Methyl-t-Butyl Ether	50.00	59.91	120	70-130	ug/L	
Naphthalene	50.00	58.87	118	70-130	ug/L	
Styrene	50.00	58.77	118	70-130	ug/L	
1,1,2,2-Tetrachloroethane	50.00	59.48	119	70-130	ug/L	
Tetrachloroethene	50.00	55.17	110	70-130	ug/L	
Toluene	50.00	55.21	110	70-130	ug/L	
1,2,3-Trichlorobenzene	50.00	58.23	116	70-130	ug/L	
1,2,4-Trichlorobenzene	50.00	57.72	115	70-130	ug/L	
1,1,1-Trichloroethane	50.00	56.98	114	70-130	ug/L	

PHASE SEPARATION SCIENCE

6630 Baltimore National Pike
Baltimore, MD 21228
410-747-8770
800-932-9047
www.phaseonline.com

QC Summary

Project Name Chester River Hospital Center
PSS Project No.: 22082530

Analytical Method: SW-846 8260 D

Seq Number: 196353 Matrix: Water
Parent Sample Id: ICV-01 ICV Sample Id: ICV-01 Analyzed Date: 08/15/22 13:39

Parameter	Spike Amount	ICV Result	ICV %Rec	Limits	Units	Flag
Trichloroethene	50.00	56.37	113	70-130	ug/L	
1,1,2-Trichloroethane	50.00	56.36	113	70-130	ug/L	
Trichlorofluoromethane	50.00	54.73	109	70-130	ug/L	
1,1,2-Trichlorotrifluoroethane	50.00	55.17	110	70-130	ug/L	
Vinyl chloride	50.00	52.14	104	70-130	ug/L	
m&p-Xylene	100	112.6	113	70-130	ug/L	
o-Xylene	50.00	56.32	113	70-130	ug/L	

Surrogate	ICV Result	Limits	Units	Flag
4-Bromofluorobenzene	102	70-130	%	
Dibromofluoromethane	101	70-130	%	
Toluene-D8	99	70-130	%	

X = Recovery outside of QC Criteria

PHASE SEPARATION SCIENCE

CHAIN OF CUSTODY FORM

All fields must be completed accurately. Shaded sections for lab use only.

www.phaseonline.com ~ info@phaseonline.com

6630 Baltimore National Pike • Suite 103-A • Baltimore, Maryland 21228 • (410) 747-8770 • (800) 932-9047

①

PSS CLIENT: Gannett Fleming, Inc — OFFICE LOCATION: Baltimore

BILL TO (if different): — PHONE #: 443-562-1292

CONTACT: Steve Slatnick — EMAIL: sslatnick@gfnet.com

PROJECT NAME: Chester River Hospital Center — PROJECT #: 67688

SITE LOCATION: Chestertown, MD — P.O. #: 67688

SAMPLER(S): DS, TD — DW CERT #:

PSS Work Order #: 2208252930 JC 8/25

PAGE 1 OF 3

Matrix Codes: SW=Surface Water DW=Drinking Water GW=Ground Water WW=Waste Water O=Oil S=Soil SOL=Solid A=Air WI=Wipe

②

PSS ID	SAMPLE IDENTIFICATION	DATE SAMPLED	TIME SAMPLED	MATRIX Use Codes	# OF CONTAINERS	SAMPLE TYPE: C=COMPOSITE G=GRAB	Preservatives Use Codes		6	6		1,6			6			
							Analysis/ Method Required ③		8015B (DRO)	3630 (DRO using	Silica Gel Cleanup)	8260 (VOCs,	fuel oxygenates,	& naphthalene)	E300.0 Nitrate			
1	MW-3	8/23/22	1435	GW	4	G			X			X						
2	MW-12	↓	1455	GW	4	G			X			X						
3	RW-6	↓	1515	GW	4	G			X			X						
4	MW-9	8/24/22	0810	GW	4	G			X	X		X						
5	MW-10R	↓	0815	GW	4	G			X	X		X						
6	MW-42	↓	0850	GW	4	G			X			X						
7	MW-32	↓	0900	GW	4	G			X			X						
8	MW-44	↓	0950	GW	4	G			X			X						
9	MW-52	↓	0950	GW	4	G			X			X						
10	Trip Blank			GW	2	G						X						

Preservative Codes: 1 - HCL; 2 - H_2SO_4; 3 - HNO_3; 4 - NaOH; 5 - E624KIT; 6 - ICE; 7 - Sodium Thiosulfate; 8 - Ascorbic Acid; 9 - TerraCore Kit

⑤

Relinquished By:	Date	Time	Received By:
(1)	8/25/22	1435	
(2)			
(3)			
(4)			

④

Requested TAT (One TAT per COC): ☒ 5-Day ☐ 3-Day ☐ 2-Day ☐ Next Day ☐ Emergency ☐ Other

STATE RESULTS REPORTED TO: ☒ MD ☐ DE ☐ PA ☐ VA ☐ WV ☐ OTHER

COMPLIANCE? ☐ DW ☐ WW

EDD FORMAT TYPE

Ice Present: PRES

Custody Seal: ABS

Coolers: 7 Temp: 0.7-5.8°C

Shipping Carrier: Client

Special Instructions: CC: Robert Scrafford & Donald Koch

This chain of custody is a legal document. The client (PSS Client), by signing, or having client's agent sign, this "Chain of Custody Form", agrees to pay for the above requested services per the latest version of the Service Brochure or PSS-provided quotation including any and all attorney's or other reasonable fees if collection becomes necessary.

PHASE SEPARATION SCIENCE

CHAIN OF CUSTODY FORM

All fields must be completed accurately. Shaded sections for lab use only.

www.phaseonline.com ~ info@phaseonline.com
6630 Baltimore National Pike • Suite 103-A • Baltimore, Maryland 21228 • (410) 747-8770 • (800) 932-9047

①

PSS CLIENT: Gannett Fleming, Inc — OFFICE LOCATION: Baltimore
BILL TO (if different): — PHONE #: 443-562-1292
CONTACT: Steve Slatnick — EMAIL: sslatnick@gfnet.com
PROJECT NAME: Chester River Hospital Center — PROJECT #: 67688
SITE LOCATION: Chestertown, MD — P.O. #: 67688
SAMPLER(S): DS, TD — DW CERT #:

PSS Work Order #: 22082529 30 JC 8/25

PAGE 2 OF 3

Matrix Codes: SW=Surface Water DW=Drinking Water GW=Ground Water WW=Waste Water O=Oil S=Soil SOL=Solid A=Air WI=Wipe

②

PSS ID	SAMPLE IDENTIFICATION	DATE SAMPLED	TIME SAMPLED	MATRIX Use Codes	# OF CONTAINERS	SAMPLE TYPE: C=COMPOSITE G=GRAB	Preservatives Use Codes		6	6		1,6			6			
							Analysis/ Method Required ③		8015B (DRO)	3630 (DRO using	Silica Gel Cleanup)	8260 (VOCs,	fuel oxygenates,	& naphthalene)	E300.0 Nitrate			
11	MW-22	8/24/22	1045	GW	4	G			X			X						
12	MW-31R		1052	GW	4	G			X			X						
13	MW-43		1135	GW	4	G			X	X		X						
14	MW-11		1145	GW	4	G			X	X		X						
15	MW-45		1335	GW	4	G			X	X		X						
16	MW-53		1350	GW	4	G			X	X		X						
17	MW-13		1420	GW	4	G			X	X		X						
18	MW-46		1505	GW	4	G			X	X		X						
19	RW-4		1440	GW	4	G			X			X						
20	MW-40		1530	GW	4	G			X			X						

Preservative Codes
1 - HCL
2 - H_2SO_4
3 - HNO_3
4 - NaOH
5 - E624KIT
6 - ICE
7 - Sodium Thiosulfate
8 - Ascorbic Acid
9 - TerraCore Kit

⑤

Relinquished By:	Date	Time	Received By:
(1)	8/25/22	1435	
(2)			
(3)			
(4)			

④

Requested TAT (One TAT per COC): ☒ 5-Day ☐ 3-Day ☐ 2-Day ☐ Next Day ☐ Emergency ☐ Other

STATE RESULTS REPORTED TO: ☒ MD ☐ DE ☐ PA ☐ VA ☐ WV ☐ OTHER

COMPLIANCE? ☐ DW ☐ WW

EDD FORMAT TYPE

Ice Present: PRES
Custody Seal: ABS
Coolers: 7 Temp: 0.7-5.8°C
Shipping Carrier: Client

Special Instructions:
CC: Robert Scrafford & Donald Koch

This chain of custody is a legal document. The client (PSS Client), by signing, or having client's agent sign, this "Chain of Custody Form", agrees to pay for the above requested services per the latest version of the Service Brochure or PSS-provided quotation including any and all attorney's or other reasonable fees if collection becomes necessary.

PHASE SEPARATION SCIENCE

CHAIN OF CUSTODY FORM

All fields must be completed accurately. Shaded sections for lab use only.

www.phaseonline.com ~ info@phaseonline.com

6630 Baltimore National Pike • Suite 103-A • Baltimore, Maryland 21228 • (410) 747-8770 • (800) 932-9047

①

PSS CLIENT: Gannett Fleming, Inc — OFFICE LOCATION: Baltimore

BILL TO (if different): — PHONE #: 443-562-1292

CONTACT: Steve Slatnick — EMAIL: sslatnick@gfnet.com

PROJECT NAME: Chester River Hospital Center — PROJECT #: 67688

SITE LOCATION: Chestertown, MD — P.O. #: 67688

SAMPLER(S): DS, TD — DW CERT #:

PSS Work Order #: 22082529 30 JC 8/25

PAGE 3 OF 3

Matrix Codes: SW=Surface Water DW=Drinking Water GW=Ground Water WW=Waste Water O=Oil S=Soil SOL=Solid A=Air WI=Wipe

②

PSS ID	SAMPLE IDENTIFICATION	DATE SAMPLED	TIME SAMPLED	MATRIX Use Codes	# OF CONTAINERS	SAMPLE TYPE: C=COMPOSITE G=GRAB			8015B (DRO)	3630 (DRO using Silica Gel Cleanup)		8260 (VOCs, fuel oxygenates, & naphthalene)		E300.0 Nitrate			
							Preservatives Use Codes		6	6		1,6			6		
							Analysis/ Method Required ③										
21	MW-55	8/25/22	0825	GW	4	G			X			X					
22	RW-5		0835	GW	5	G			X			X		X→			
23	MW-54		0910	GW	4	G			X	X		X					
24	MW-41		0920	GW	5	G			X	X		X			X		
25	MW-47		1000	GW	4	G			X	X		X					
26	MW-14		1010	GW	5	G			X	X		X			X		
27	RW-3B		1050	GW	4	G			X			X					
28	RW-2D		1100	GW	4	G			X			X					
				GW		G											
				GW		G											

Preservative Codes: 1 - HCL; 2 - H_2SO_4; 3 - HNO_3; 4 - NaOH; 5 - E624KIT; 6 - ICE; 7 - Sodium Thiosulfate; 8 - Ascorbic Acid; 9 - TerraCore Kit

⑤

Relinquished By:	Date	Time	Received By:
(1)	8/25/22	1435	
(2)			
(3)			
(4)			

④

Requested TAT (One TAT per COC): ☒ 5-Day ☐ 3-Day ☐ 2-Day ☐ Next Day ☐ Emergency ☐ Other

STATE RESULTS REPORTED TO: ☒ MD ☐ DE ☐ PA ☐ VA ☐ WV ☐ OTHER

COMPLIANCE? ☐ DW ☐ WW

EDD FORMAT TYPE

Ice Present: PRES

Custody Seal: ABS

Coolers: 7 Temp: 0.7-5.8°C

Shipping Carrier: Client

Special Instructions:

CC: Robert Scrafford & Donald Koch

This chain of custody is a legal document. The client (PSS Client), by signing, or having client's agent sign, this "Chain of Custody Form", agrees to pay for the above requested services per the latest version of the Service Brochure or PSS-provided quotation including any and all attorney's or other reasonable fees if collection becomes necessary.

PHASE SEPARATION SCIENCE

6630 Baltimore National Pike
Baltimore, MD 21228
410-747-8770
800-932-9047
www.phaseonline.com

Sample Receipt Checklist

Project Name: Chester River Hospital Center
PSS Project No.: 22082530

Client Name Gannett Fleming, Inc.
Disposal Date 09/29/2022

Received By Jillian Chapman
Date Received 08/25/2022 02:35:00 PM
Delivered By Client
Tracking No Not Applicable
Logged In By Jillian Chapman

Shipping Container(s)
No. of Coolers 1

		Ice	Present
Custody Seal(s) Intact?	N/A	Temp (deg C)	5.8
Seal(s) Signed / Dated?	N/A	Temp Blank Present	No

Documentation

		Sampler Name	DS/TD
COC agrees with sample labels?	Yes	MD DW Cert. No.	N/A
Chain of Custody	Yes		

Sample Container

		Custody Seal(s) Intact?	Not Applicable
Appropriate for Specified Analysis?	Yes	Seal(s) Signed / Dated	Not Applicable
Intact?	Yes		
Labeled and Labels Legible?	Yes		

Holding Time

		Total No. of Samples Received	28
All Samples Received Within Holding Time(s)?	Yes	Total No. of Containers Received	113

Preservation

Total Metals	(pH<2)	N/A
Dissolved Metals, filtered within 15 minutes of collection	(pH<2)	N/A
Orthophosphorus, filtered within 15 minutes of collection		N/A
Cyanides	(pH>12)	N/A
Sulfide	(pH>9)	N/A
TOC, DOC (field filtered), COD, Phenols	(pH<2)	N/A
TOX, TKN, NH3, Total Phos	(pH<2)	N/A
VOC, BTEX (VOA Vials Rcvd Preserved)	(pH<2)	Yes
Do VOA vials have zero headspace?		Yes
624 VOC (Rcvd at least one unpreserved VOA vial)		N/A
524 VOC (Rcvd with trip blanks)	(pH<2)	N/A

Comments: (Any "No" response must be detailed in the comments section below.)

For any improper preservation conditions, list sample ID, preservative added (reagent ID number) below as well as documentation of any client notification as well as client instructions. Samples for pH, chlorine and dissolved oxygen should be analyzed as soon as possible, preferably in the field at the time of sampling. Samples which require thermal preservation shall be considered acceptable when received at a temperature above freezing to 6°C. Samples that are hand delivered on the day that they are collected may not meet these criteria but shall be considered acceptable if there is evidence that the chilling process has begun such as arrival on ice.

Samples Inspected/Checklist Completed By: Jillian Chapman — Date: 08/25/2022

PM Review and Approval: Lynn Jackson — Date: 08/26/2022

PHASE
SEPARATION
SCIENCE

6630 Baltimore National Pike
Baltimore, MD 21228
410-747-8770
800-932-9047
www.phaseonline.com

Certificate of Analysis

Project Name: Chester River Hospital Center
PSS Project No.: 22082532

September 1, 2022

Steve Slatnick
Gannett Fleming, Inc.
7133 Rutherford Road, Suite 300
Baltimore, MD 21244

Reference: PSS Project No: **22082532**
Project Name: Chester River Hospital Center
Project Location: Chestertown, MD
Project ID.: 67688

Dear Steve Slatnick:

This report includes the analytical results from the analyses performed on the samples received under the project name referenced above and identified with the Phase Separation Science (PSS) Project number(s) **22082532**.

All work reported herein has been performed in accordance with current NELAP standards, referenced methodologies, PSS Standard Operating Procedures and the PSS Quality Assurance Manual unless otherwise noted in the Case Narrative Summary. PSS is limited in liability to the actual cost of the sample analysis done.

PSS reserves the right to return any unused samples, extracts or related solutions. Otherwise, the samples are scheduled for disposal, without any further notice, on September 29, 2022, with the exception of air canisters which are cleaned immediately following analysis. This includes any samples that were received with a request to be held but lacked a specific hold period. It is your responsibility to provide a written request defining a specific disposal date if additional storage is required. Upon receipt, the request will be acknowledged by PSS, thus extending the storage period.

This report shall not be reproduced except in full, without the written approval of an authorized PSS representative. A copy of this report will be retained by PSS for at least 5 years, after which time it will be disposed of without further notice, unless prior arrangements have been made.

We thank you for selecting Phase Separation Science, Inc. to serve your analytical needs. If you have any questions concerning this report, do not hesitate to contact us at 410-747-8770 or info@phaseonline.com.

Sincerely,

Dan Prucnal
Laboratory Manager

PHASE SEPARATION SCIENCE

6630 Baltimore National Pike
Baltimore, MD 21228
410-747-8770
800-932-9047
www.phaseonline.com

Explanation of Qualifiers

Project Name: Chester River Hospital Center
PSS Project No.: 22082532

Project ID: 67688

The following samples were received under chain of custody by Phase Separation Science (PSS) on 08/25/2022 at 02:35 pm

PSS Sample ID	Sample ID	Matrix	Date/Time Collected
22082532-004	MW-9	GROUND WATER	08/24/22 08:10
22082532-005	MW-10R	GROUND WATER	08/24/22 08:15
22082532-013	MW-43	GROUND WATER	08/24/22 11:35
22082532-014	MW-11	GROUND WATER	08/24/22 11:45
22082532-015	MW-45	GROUND WATER	08/24/22 13:35
22082532-016	MW-53	GROUND WATER	08/24/22 13:50
22082532-017	MW-13	GROUND WATER	08/24/22 14:20
22082532-018	MW-46	GROUND WATER	08/24/22 15:05
22082532-023	MW-54	GROUND WATER	08/25/22 09:10
22082532-024	MW-41	GROUND WATER	08/25/22 09:20
22082532-025	MW-47	GROUND WATER	08/25/22 10:00
22082532-026	MW-14	GROUND WATER	08/25/22 10:10

Please reference the Chain of Custody and Sample Receipt Checklist for specific container counts and preservatives. Any sample conditions not in compliance with sample acceptance criteria are described in Case Narrative Summary.

Notes:

1. The presence of a common laboratory contaminant such as methylene chloride may be considered a possible laboratory artifact. Where observed, appropriate consideration of data should be taken.
2. Unless otherwise noted in the case narrative, results are reported on a dry weight basis with the exception of pH, flashpoint, moisture, and paint filter test.
3. Drinking water samples collected for the purpose of compliance with SDWA may not be suitable for their intended use unless collected by a certified sampler [COMAR 26.08.05.07.C.2].
4. The analyses of 1,2-dibromo-3-chloropropane (DBCP) and 1,2-dibromoethane (EDB) by EPA 524.2 and calcium, magnesium, sodium and iron by EPA 200.8 are not currently promulgated for use in testing to meet the Safe Drinking Water Act and as such cannot be used for compliance purposes. The listings of the current promulgated methods for testing in compliance with the Safe Drinking Water Act can be found in the 40 CFR part 141.1, for the primary drinking water contaminates, and part 141.3, for the secondary drinking water contaminates.
5. Sample prepared under EPA 3550C with concentrations greater than 20 mg/Kg should employ the microtip extraction procedure if required to meet data quality objectives.
6. The analysis of acrolein by EPA 624 must be analyzed within three days of sampling unless pH is adjusted to 4-5 units [40 CFR part 136.3(e)].
7. Method 180.1, The Determination of Turbidity by Nephelometry, recommends samples over 40 NTU be diluted until the turbidity falls below 40 units. Routine samples over 40 NTU may not be diluted as long as the data quality objectives are not affected.
8. Alkalinity results analyzed by EPA 310.2 that are reported by dilution are estimated and are not in compliance with method requirements.

Standard Flags/Abbreviations:

B	A target analyte or common laboratory contaminant was identified in the method blank. Its presence indicates possible field or laboratory contamination.
C	Results Pending Final Confirmation.
E	The data exceeds the upper calibration limit; therefore, the concentration is reported as estimated.
Fail	The result exceeds the regulatory level for Toxicity Characteristic (TCLP) as cited in 40 CFR 261.24 Table 1.
J	The target analyte was positively identified below the reporting limit but greater than the MDL.
MDL	This is the Laboratory Method Detection Limit which is equivalent to the Limit of Detection (LOD). The LOD is the minimum result, which can be reliably discriminated from a blank with a predetermined confidence level. This value will remain constant across multiple similar instrumentation and among different analysts. An LOD is analyte and matrix specific. instrumentation and among different analysts. An LOD is analyte and matrix specific.
ND	Not Detected at or above the reporting limit.
RL	PSS Reporting Limit.
U	Not detected.

PHASE
SEPARATION
SCIENCE

6630 Baltimore National Pike
Baltimore, MD 21228
410-747-8770
800-932-9047
www.phaseonline.com

Explanation of Qualifiers

Project Name: Chester River Hospital Center

PSS Project No.: 22082532

Certifications:

NELAP Certifications: PA 68-03330, VA 460156
State Certifications: MD 179, WV 303
Regulated Soil Permit: P330-12-00268
NSWC USCG Accepted Laboratory
LDBE MWAA LD1997-0041-2015

PHASE SEPARATION SCIENCE

6630 Baltimore National Pike
Baltimore, MD 21228
410-747-8770
800-932-9047
www.phaseonline.com

Certificate of Analysis

Project Name: Chester River Hospital Center
PSS Project No.: 22082532

Sample ID: MW-9 **Date/Time Sampled: 08/24/2022 08:10** **PSS Sample ID: 22082532-004**
Matrix: GROUND WATER **Date/Time Received: 08/25/2022 14:35**

DRO - with silica gel column cleanup Analytical Method: SW-846 8015C DRO Preparation Method: SW3510C

Qualifier(s): See Batch 196744 on Case Narrative.

	Result	Units	RL	Flag	Dil	Prepared	Analyzed	Analyst
TPH-DRO (Diesel Range Organics)	**0.15**	mg/L	0.10		1	08/29/22	08/29/22 15:17	1069
Surrogate(s)	***Recovery***		***Limits***					
o-Terphenyl	*66*	*%*	*52-100*		*1*	*08/29/22*	*08/29/22 15:17*	*1069*

Sample ID: MW-10R **Date/Time Sampled: 08/24/2022 08:15** **PSS Sample ID: 22082532-005**
Matrix: GROUND WATER **Date/Time Received: 08/25/2022 14:35**

DRO - with silica gel column cleanup Analytical Method: SW-846 8015C DRO Preparation Method: SW3510C

Qualifier(s): See Batch 196744 on Case Narrative.

	Result	Units	RL	Flag	Dil	Prepared	Analyzed	Analyst
TPH-DRO (Diesel Range Organics)	ND	mg/L	0.10		1	08/29/22	08/29/22 15:42	1069
Surrogate(s)	***Recovery***		***Limits***					
o-Terphenyl	*64*	*%*	*52-100*		*1*	*08/29/22*	*08/29/22 15:42*	*1069*

Sample ID: MW-43 **Date/Time Sampled: 08/24/2022 11:35** **PSS Sample ID: 22082532-013**
Matrix: GROUND WATER **Date/Time Received: 08/25/2022 14:35**

DRO - with silica gel column cleanup Analytical Method: SW-846 8015C DRO Preparation Method: SW3510C

Qualifier(s): See Batch 196744 on Case Narrative.

	Result	Units	RL	Flag	Dil	Prepared	Analyzed	Analyst
TPH-DRO (Diesel Range Organics)	**0.34**	mg/L	0.10		1	08/29/22	08/29/22 16:07	1069
Surrogate(s)	***Recovery***		***Limits***					
o-Terphenyl	*64*	*%*	*52-100*		*1*	*08/29/22*	*08/29/22 16:07*	*1069*

Sample ID: MW-11 **Date/Time Sampled: 08/24/2022 11:45** **PSS Sample ID: 22082532-014**
Matrix: GROUND WATER **Date/Time Received: 08/25/2022 14:35**

DRO - with silica gel column cleanup Analytical Method: SW-846 8015C DRO Preparation Method: SW3510C

Qualifier(s): See Batch 196744 on Case Narrative.

	Result	Units	RL	Flag	Dil	Prepared	Analyzed	Analyst
TPH-DRO (Diesel Range Organics)	ND	mg/L	0.10		1	08/29/22	08/29/22 16:36	1069
Surrogate(s)	***Recovery***		***Limits***					
o-Terphenyl	*57*	*%*	*52-100*		*1*	*08/29/22*	*08/29/22 16:36*	*1069*

PHASE SEPARATION SCIENCE

6630 Baltimore National Pike
Baltimore, MD 21228
410-747-8770
800-932-9047
www.phaseonline.com

Certificate of Analysis

Project Name: Chester River Hospital Center
PSS Project No.: 22082532

Sample ID: MW-45 **Date/Time Sampled: 08/24/2022 13:35** **PSS Sample ID: 22082532-015**
Matrix: GROUND WATER **Date/Time Received: 08/25/2022 14:35**

DRO - with silica gel column cleanup Analytical Method: SW-846 8015C DRO Preparation Method: SW3510C

Qualifier(s): See Batch 196744 on Case Narrative.

	Result	Units	RL	Flag	Dil	Prepared	Analyzed	Analyst
TPH-DRO (Diesel Range Organics)	**0.31**	mg/L	0.10		1	08/29/22	08/29/22 17:01	1069
Surrogate(s)	***Recovery***		***Limits***					
o-Terphenyl	*65*	*%*	*52-100*		*1*	*08/29/22*	*08/29/22 17:01*	*1069*

Sample ID: MW-53 **Date/Time Sampled: 08/24/2022 13:50** **PSS Sample ID: 22082532-016**
Matrix: GROUND WATER **Date/Time Received: 08/25/2022 14:35**

DRO - with silica gel column cleanup Analytical Method: SW-846 8015C DRO Preparation Method: SW3510C

Qualifier(s): See Batch 196744 on Case Narrative.

	Result	Units	RL	Flag	Dil	Prepared	Analyzed	Analyst
TPH-DRO (Diesel Range Organics)	ND	mg/L	0.10		1	08/29/22	08/29/22 17:26	1069
Surrogate(s)	***Recovery***		***Limits***					
o-Terphenyl	*66*	*%*	*52-100*		*1*	*08/29/22*	*08/29/22 17:26*	*1069*

Sample ID: MW-13 **Date/Time Sampled: 08/24/2022 14:20** **PSS Sample ID: 22082532-017**
Matrix: GROUND WATER **Date/Time Received: 08/25/2022 14:35**

DRO - with silica gel column cleanup Analytical Method: SW-846 8015C DRO Preparation Method: SW3510C

	Result	Units	RL	Flag	Dil	Prepared	Analyzed	Analyst
TPH-DRO (Diesel Range Organics)	**1.5**	mg/L	0.10		1	08/29/22	08/29/22 15:42	1069
Surrogate(s)	***Recovery***		***Limits***					
o-Terphenyl	*70*	*%*	*52-100*		*1*	*08/29/22*	*08/29/22 15:42*	*1069*

Sample ID: MW-46 **Date/Time Sampled: 08/24/2022 15:05** **PSS Sample ID: 22082532-018**
Matrix: GROUND WATER **Date/Time Received: 08/25/2022 14:35**

DRO - with silica gel column cleanup Analytical Method: SW-846 8015C DRO Preparation Method: SW3510C

	Result	Units	RL	Flag	Dil	Prepared	Analyzed	Analyst
TPH-DRO (Diesel Range Organics)	**0.72**	mg/L	0.10		1	08/29/22	08/29/22 16:07	1069
Surrogate(s)	***Recovery***		***Limits***					
o-Terphenyl	*64*	*%*	*52-100*		*1*	*08/29/22*	*08/29/22 16:07*	*1069*

PHASE SEPARATION SCIENCE

6630 Baltimore National Pike
Baltimore, MD 21228
410-747-8770
800-932-9047
www.phaseonline.com

Certificate of Analysis

Project Name: Chester River Hospital Center
PSS Project No.: 22082532

Sample ID: MW-54 **Date/Time Sampled: 08/25/2022 09:10** **PSS Sample ID: 22082532-023**
Matrix: GROUND WATER **Date/Time Received: 08/25/2022 14:35**

DRO - with silica gel column cleanup Analytical Method: SW-846 8015C DRO Preparation Method: SW3510C

	Result	Units	RL	Flag	Dil	Prepared	Analyzed	Analyst
TPH-DRO (Diesel Range Organics)	**0.87**	mg/L	0.10		1	08/29/22	08/29/22 16:36	1069
Surrogate(s)	***Recovery***		***Limits***					
o-Terphenyl	*69*	*%*	*52-100*		*1*	*08/29/22*	*08/29/22 16:36*	*1069*

Sample ID: MW-41 **Date/Time Sampled: 08/25/2022 09:20** **PSS Sample ID: 22082532-024**
Matrix: GROUND WATER **Date/Time Received: 08/25/2022 14:35**

DRO - with silica gel column cleanup Analytical Method: SW-846 8015C DRO Preparation Method: SW3510C

	Result	Units	RL	Flag	Dil	Prepared	Analyzed	Analyst
TPH-DRO (Diesel Range Organics)	ND	mg/L	0.10		1	08/29/22	08/29/22 17:01	1069
Surrogate(s)	***Recovery***		***Limits***					
o-Terphenyl	*62*	*%*	*52-100*		*1*	*08/29/22*	*08/29/22 17:01*	*1069*

Sample ID: MW-47 **Date/Time Sampled: 08/25/2022 10:00** **PSS Sample ID: 22082532-025**
Matrix: GROUND WATER **Date/Time Received: 08/25/2022 14:35**

DRO - with silica gel column cleanup Analytical Method: SW-846 8015C DRO Preparation Method: SW3510C

	Result	Units	RL	Flag	Dil	Prepared	Analyzed	Analyst
TPH-DRO (Diesel Range Organics)	**0.18**	mg/L	0.10		1	08/29/22	08/29/22 17:26	1069
Surrogate(s)	***Recovery***		***Limits***					
o-Terphenyl	*59*	*%*	*52-100*		*1*	*08/29/22*	*08/29/22 17:26*	*1069*

Sample ID: MW-14 **Date/Time Sampled: 08/25/2022 10:10** **PSS Sample ID: 22082532-026**
Matrix: GROUND WATER **Date/Time Received: 08/25/2022 14:35**

DRO - with silica gel column cleanup Analytical Method: SW-846 8015C DRO Preparation Method: SW3510C

	Result	Units	RL	Flag	Dil	Prepared	Analyzed	Analyst
TPH-DRO (Diesel Range Organics)	**0.69**	mg/L	0.10		1	08/29/22	08/29/22 17:51	1069
Surrogate(s)	***Recovery***		***Limits***					
o-Terphenyl	*63*	*%*	*52-100*		*1*	*08/29/22*	*08/29/22 17:51*	*1069*

6630 Baltimore National Pike
Baltimore, MD 21228
410-747-8770
800-932-9047
www.phaseonline.com

Project Name: Chester River Hospital Center

PSS Project No.: 22082532

Any holding time exceedances, deviations from the method specifications, regulatory requirements or variations to the procedures outlined in the PSS Quality Assurance Manual are outlined below.

Matrix spike and matrix spike duplicate analyses may not be performed due to insufficient sample quantity. In these instances, a laboratory control sample and laboratory control sample duplicate are analyzed unless otherwise noted or specified in the method.

Sample Receipt:

All sample receipt conditions were acceptable.

Analytical:

Total Petroleum Hydrocarbons - DRO

Batch: 196744

Method exceedance: Laboratory control (LCS/LCSD) exceedances identified; see QC summary.

NELAP accreditation was held for all analyses performed unless noted below. See www.phaseonline.com for complete PSS scope of accreditation.

PHASE SEPARATION SCIENCE

6630 Baltimore National Pike
Baltimore, MD 21228
410-747-8770
800-932-9047
www.phaseonline.com

Lab Chronology

Project Name: Chester River Hospital Center
PSS Project No.: 22082532

Method	Client Sample ID	Analysis Type	PSS Sample ID	Mtx	Prep Batch	Analytical Batch	Prepared	Analyzed
SW-846 8015C DRO	MW-9	Initial	22082532-004	W	92080	196744	08/29/2022 09:38	08/29/2022 15:17
	MW-10R	Initial	22082532-005	W	92080	196744	08/29/2022 09:38	08/29/2022 15:42
	MW-43	Initial	22082532-013	W	92080	196744	08/29/2022 09:38	08/29/2022 16:07
	MW-11	Initial	22082532-014	W	92080	196744	08/29/2022 09:38	08/29/2022 16:36
	MW-45	Initial	22082532-015	W	92080	196744	08/29/2022 09:38	08/29/2022 17:01
	MW-53	Initial	22082532-016	W	92080	196744	08/29/2022 09:38	08/29/2022 17:26
	92080-1-BKS	BKS	92080-1-BKS	W	92080	196744	08/29/2022 09:38	08/29/2022 14:27
	92080-1-BLK	BLK	92080-1-BLK	W	92080	196744	08/29/2022 09:38	08/29/2022 14:02
	92080-1-BSD	BSD	92080-1-BSD	W	92080	196744	08/29/2022 09:38	08/29/2022 14:52
	MW-13	Initial	22082532-017	W	92080	196746	08/29/2022 09:38	08/29/2022 15:42
	MW-46	Initial	22082532-018	W	92080	196746	08/29/2022 09:38	08/29/2022 16:07
	MW-54	Initial	22082532-023	W	92080	196746	08/29/2022 09:38	08/29/2022 16:36
	MW-41	Initial	22082532-024	W	92080	196746	08/29/2022 09:38	08/29/2022 17:01
	MW-47	Initial	22082532-025	W	92080	196746	08/29/2022 09:38	08/29/2022 17:26
	MW-14	Initial	22082532-026	W	92080	196746	08/29/2022 09:38	08/29/2022 17:51

PHASE SEPARATION SCIENCE

6630 Baltimore National Pike
Baltimore, MD 21228
410-747-8770
800-932-9047
www.phaseonline.com

QC Summary

Project Name Chester River Hospital Center
PSS Project No.: 22082532

Analytical Method: SW-846 8015C DRO Prep Method: SW3510C
Seq Number: 196744 Matrix: Water Date Prep: 08/29/22
MB Sample Id: 92080-1-BLK LCS Sample Id: 92080-1-BKS LCSD Sample Id: 92080-1-BSD

Parameter	MB Result	Spike Amount	LCS Result	LCS %Rec	LCSD Result	LCSD %Rec	Limits	RPD	RPD Limit	Units	Flag
TPH-DRO (Diesel Range Organics)	<0.1000	1.000	0.6048	60	0.5829	58	63-119	4	21	mg/L	L

Surrogate	MB %Rec	MB Flag	LCS Result	LCS Flag	LCSD Result	LCSD Flag	Limits	Units
o-Terphenyl	64		75		71		52-100	%

F = RPD exceeded the laboratory control limits
X = Recovery of MS, MSD or both outside of QC Criteria
H= Recovery of BS,BSD or both exceeded the laboratory control limits
L = Recovery of BS,BSD or both below the laboratory control limits

PHASE SEPARATION SCIENCE

6630 Baltimore National Pike
Baltimore, MD 21228
410-747-8770
800-932-9047
www.phaseonline.com

QC Summary

Project Name Chester River Hospital Center
PSS Project No.: 22082532

Analytical Method: SW-846 8015 C TCLP
Seq Number: 192711 Matrix: Water
Parent Sample Id: ICV-01 ICV Sample Id: ICV-01 Analyzed Date: 03/29/22 16:06

Parameter	Spike Amount	ICV Result	ICV %Rec	Limits	Units	Flag
TPH-DRO (Diesel Range Organics)	2500	2418	97	80-120	mg/L	

Surrogate	ICV Result	Limits	Units	Flag
o-Terphenyl	97	80-120	%	

Analytical Method: SW-846 8015C DRO
Seq Number: 196744 Matrix: Water
CCV Sample Id: CCV-R1 Analyzed Date: 08/29/22 10:19

Parameter	Spike Amount	CCV Result	CCV %Rec	Limits	Units	Flag
TPH-DRO (Diesel Range Organics)	2500	2383	95	80-120	mg/L	

Surrogate	CCV Result	Limits	Units	Flag
o-Terphenyl	90	80-120	%	

Analytical Method: SW-846 8015C DRO
Seq Number: 196746 Matrix: Water
CCV Sample Id: CCV-F1 Analyzed Date: 08/29/22 10:19

Parameter	Spike Amount	CCV Result	CCV %Rec	Limits	Units	Flag
TPH-DRO (Diesel Range Organics)	2500	2636	105	80-120	mg/L	

Surrogate	CCV Result	Limits	Units	Flag
o-Terphenyl	98	80-120	%	

Analytical Method: SW-846 8015C DRO
Seq Number: 196744 Matrix: Water
CCV Sample Id: CCV-R2 Analyzed Date: 08/29/22 19:55

Parameter	Spike Amount	CCV Result	CCV %Rec	Limits	Units	Flag
TPH-DRO (Diesel Range Organics)	2500	2731	109	80-120	mg/L	

Surrogate	CCV Result	Limits	Units	Flag
o-Terphenyl	105	80-120	%	

PHASE SEPARATION SCIENCE

6630 Baltimore National Pike
Baltimore, MD 21228
410-747-8770
800-932-9047
www.phaseonline.com

QC Summary

Project Name Chester River Hospital Center
PSS Project No.: 22082532

Analytical Method: SW-846 8015C DRO
Seq Number: 196746 Matrix: Water
CCV Sample Id: CCV-F2 Analyzed Date: 08/29/22 19:55

Parameter	Spike Amount	CCV Result	CCV %Rec	Limits	Units	Flag
TPH-DRO (Diesel Range Organics)	2500	2587	103	80-120	mg/L	

Surrogate	CCV Result	Limits	Units	Flag
o-Terphenyl	95	80-120	%	

Analytical Method: SW-846 8015C DRO
Seq Number: 191075 Matrix: Water
Parent Sample Id: ICV-01 ICV Sample Id: ICV-01 Analyzed Date: 01/27/22 17:43

Parameter	Spike Amount	ICV Result	ICV %Rec	Limits	Units	Flag
TPH-DRO (Diesel Range Organics)	2500	2796	112	80-120	mg/L	

Surrogate	ICV Result	Limits	Units	Flag
o-Terphenyl	113	80-120	%	

X = Recovery outside of QC Criteria

PHASE SEPARATION SCIENCE

CHAIN OF CUSTODY FORM

All fields must be completed accurately. Shaded sections for lab use only.

www.phaseonline.com ~ info@phaseonline.com

6630 Baltimore National Pike • Suite 103-A • Baltimore, Maryland 21228 • (410) 747-8770 • (800) 932-9047

22082532

① PSS CLIENT: Gannett Fleming, Inc — OFFICE LOCATION: Baltimore

BILL TO (if different): — PHONE #: 443-562-1292

CONTACT: Steve Slatnick — EMAIL: sslatnick@gfnet.com

PROJECT NAME: Chester River Hospital Center — PROJECT #: 67688

SITE LOCATION: Chestertown, MD — P.O. #: 67688

SAMPLER(S): DS, TD — DW CERT #:

PSS Work Order #: ~~22082532~~30 JC 8/26

PAGE 1 OF 3

Matrix Codes: SW=Surface Water DW=Drinking Water GW=Ground Water WW=Waste Water O=Oil S=Soil SOL=Solid A=Air WI=Wipe

② Preservatives Use Codes / Analysis/ Method Required ③

PSS ID	SAMPLE IDENTIFICATION	DATE SAMPLED	TIME SAMPLED	MATRIX Use Codes	# OF CONTAINERS	SAMPLE TYPE: C=COMPOSITE G=GRAB			8015B (DRO)	3630 (DRO using Silica Gel Cleanup)	8260 (VOCs, fuel oxygenates, & naphthalene)	E300.0 Nitrate
									6	6	1,6	6
1	MW-3	8/23/22	1435	GW	4	G			X		X	
2	MW-12	↓	1455	GW	4	G			X		X	
3	RW-6	↓	1515	GW	4	G			X		X	
4	MW-9	8/24/22	0810	GW	4	G			X	X	X	
5	MW-10R	↓	0815	GW	4	G			X	X	X	
6	MW-42	↓	0850	GW	4	G			X		X	
7	MW-32	↓	0900	GW	4	G			X		X	
8	MW-44	↓	0950	GW	4	G			X		X	
9	MW-52	↓	0950	GW	4	G			X		X	
10	Trip Blank			GW	2	G					X	

Preservative Codes: 1 - HCL; 2 - H_2SO_4; 3 - HNO_3; 4 - NaOH; 5 - E624KIT; 6 - ICE; 7 - Sodium Thiosulfate; 8 - Ascorbic Acid; 9 - TerraCore Kit

⑤

Relinquished By:	Date	Time	Received By:
(1)	8/25/22	1435	
(2)			
(3)			
(4)			

④ Requested TAT (One TAT per COC): ☒ 5-Day ☐ 3-Day ☐ 2-Day ☐ Next Day ☐ Emergency ☐ Other

STATE RESULTS REPORTED TO: ☒ MD ☐ DE ☐ PA ☐ VA ☐ WV ☐ OTHER

COMPLIANCE? ☐ DW ☐ WW

EDD FORMAT TYPE

Ice Present: PRES

Custody Seal: ABS

Coolers: 1 Temp: 0.7-5.8°C

Shipping Carrier: Client

Special Instructions: CC: Robert Scrafford & Donald Koch

This chain of custody is a legal document. The client (PSS Client), by signing, or having client's agent sign, this "Chain of Custody Form", agrees to pay for the above requested services per the latest version of the Service Brochure or PSS-provided quotation including any and all attorney's or other reasonable fees if collection becomes necessary.

PHASE SEPARATION SCIENCE

CHAIN OF CUSTODY FORM

All fields must be completed accurately. Shaded sections for lab use only.

www.phaseonline.com ~ info@phaseonline.com

6630 Baltimore National Pike • Suite 103-A • Baltimore, Maryland 21228 • (410) 747-8770 • (800) 932-9047

22082532

①

PSS CLIENT: Gannett Fleming, Inc — OFFICE LOCATION: Baltimore

BILL TO (if different): — PHONE #: 443-562-1292

CONTACT: Steve Slatnick — EMAIL: sslatnick@gfnet.com

PROJECT NAME: Chester River Hospital Center — PROJECT #: 67688

SITE LOCATION: Chestertown, MD — P.O. #: 67688

SAMPLER(S): DS, TD — DW CERT #:

PSS Work Order #: ~~22082529~~ 50 JC 8/25

PAGE 2 OF 3

Matrix Codes: SW=Surface Water DW=Drinking Water GW=Ground Water WW=Waste Water O=Oil S=Soil SOL=Solid A=Air WI=Wipe

②

PSS ID	SAMPLE IDENTIFICATION	DATE SAMPLED	TIME SAMPLED	MATRIX Use Codes	# OF CONTAINERS	SAMPLE TYPE: C=COMPOSITE G=GRAB	Preservatives Use Codes		6	6		1,6			6			
							Analysis/ Method Required ③		8015B (DRO)	3630 (DRO using	Silica Gel Cleanup)	8260 (VOCs,	fuel oxygenates,	& naphthalene)	E300.0 Nitrate			
11	MW-22	8/24/22	1045	GW	4	G			X			X						
12	MW-31R		1052	GW	4	G			X			X						
13	MW-43		1135	GW	4	G			X	X		X						
14	MW-11		1145	GW	4	G			X	X		X						
15	MW-45		1335	GW	4	G			X	X		X						
16	MW-53		1350	GW	4	G			X	X		X						
17	MW-13		1420	GW	4	G			X	X		X						
18	MW-46		1505	GW	4	G			X	X		X						
19	RW-4		1440	GW	4	G			X			X						
20	MW-40		1530	GW	4	G			X			X						

Preservative Codes: 1 - HCL 2 - H_2SO_4 3 - HNO_3 4 - NaOH 5 - E624KIT 6 - ICE 7 - Sodium Thiosulfate 8 - Ascorbic Acid 9 - TerraCore Kit

⑤

Relinquished By:	Date	Time	Received By:
(1)	8/25/22	1435	
(2)			
(3)			
(4)			

④

Requested TAT (One TAT per COC): ☒ 5-Day ☐ 3-Day ☐ 2-Day ☐ Next Day ☐ Emergency ☐ Other

STATE RESULTS REPORTED TO: ☒ MD ☐ DE ☐ PA ☐ VA ☐ WV ☐ OTHER

COMPLIANCE? ☐ DW ☐ WW

EDD FORMAT TYPE

Ice Present: PRES

Custody Seal: ABS

Coolers: 7 Temp: 0.7-5.8°C

Shipping Carrier: Client

Special Instructions:

CC: Robert Scrafford & Donald Koch

This chain of custody is a legal document. The client (PSS Client), by signing, or having client's agent sign, this "Chain of Custody Form", agrees to pay for the above requested services per the latest version of the Service Brochure or PSS-provided quotation including any and all attorney's or other reasonable fees if collection becomes necessary.

PHASE SEPARATION SCIENCE

CHAIN OF CUSTODY FORM

All fields must be completed accurately. Shaded sections for lab use only.

www.phaseonline.com ~ info@phaseonline.com

6630 Baltimore National Pike • Suite 103-A • Baltimore, Maryland 21228 • (410) 747-8770 • (800) 932-9047

22082532

① PSS CLIENT: Gannett Fleming, Inc — OFFICE LOCATION: Baltimore

BILL TO (if different): — PHONE #: 443-562-1292

CONTACT: Steve Slatnick — EMAIL: sslatnick@gfnet.com

PROJECT NAME: Chester River Hospital Center — PROJECT #: 67688

SITE LOCATION: Chestertown, MD — P.O. #: 67688

SAMPLER(S): DS, TD — DW CERT #:

PSS Work Order #: 22082524 30 JC 8/25

PAGE 3 OF 3

Matrix Codes: SW=Surface Water DW=Drinking Water GW=Ground Water WW=Waste Water O=Oil S=Soil SOL=Solid A=Air WI=Wipe

② Preservatives Use Codes — Analysis/Method Required ③

PSS ID	SAMPLE IDENTIFICATION	DATE SAMPLED	TIME SAMPLED	MATRIX Use Codes	# OF CONTAINERS	SAMPLE TYPE: C=COMPOSITE G=GRAB	8015B (DRO)	3630 (DRO using Silica Gel Cleanup)	8260 (VOCs, fuel oxygenates, & naphthalene)	E300.0 Nitrate
Preservatives Use Codes							6	6	1,6	6
21	MW-55	8/25/22	0825	GW	4	G	X		X	
22	RW-5		0835	GW	5	G	X		X	X
23	MW-54		0910	GW	4	G	X	X	X	
24	MW-41		0920	GW	5	G	X	X	X	X
25	MW-47		1000	GW	4	G	X	X	X	
26	MW-14		1010	GW	5	G	X	X	X	X
27	RW-3B		1050	GW	4	G	X		X	
28	RW-2D		1100	GW	4	G	X		X	
				GW		G				
				GW		G				

Preservative Codes: 1 - HCL; 2 - H_2SO_4; 3 - HNO_3; 4 - NaOH; 5 - E624KIT; 6 - ICE; 7 - Sodium Thiosulfate; 8 - Ascorbic Acid; 9 - TerraCore Kit

⑤

Relinquished By:	Date	Time	Received By:
(1)	8/25/22	1435	
(2)			
(3)			
(4)			

④ Requested TAT (One TAT per COC): ☒ 5-Day ☐ 3-Day ☐ 2-Day ☐ Next Day ☐ Emergency ☐ Other

STATE RESULTS REPORTED TO: ☒ MD ☐ DE ☐ PA ☐ VA ☐ WV ☐ OTHER

COMPLIANCE? ☐ DW ☐ WW

EDD FORMAT TYPE

Ice Present: PRES

Custody Seal: ABS

Coolers: 7 Temp: 0.7-5.8°C

Shipping Carrier: Client

Special Instructions: CC: Robert Scrafford & Donald Koch

This chain of custody is a legal document. The client (PSS Client), by signing, or having client's agent sign, this "Chain of Custody Form", agrees to pay for the above requested services per the latest version of the Service Brochure or PSS-provided quotation including any and all attorney's or other reasonable fees if collection becomes necessary.

PHASE SEPARATION SCIENCE

6630 Baltimore National Pike
Baltimore, MD 21228
410-747-8770
800-932-9047
www.phaseonline.com

Sample Receipt Checklist

Project Name: Chester River Hospital Center
PSS Project No.: 22082532

Client Name	Gannett Fleming, Inc.	**Received By**	Jillian Chapman
Disposal Date	09/29/2022	**Date Received**	08/25/2022 02:35:00 PM
		Delivered By	Client
		Tracking No	Not Applicable
		Logged In By	Jillian Chapman

Shipping Container(s)

No. of Coolers 7

		Ice	Present
Custody Seal(s) Intact?	N/A	Temp (deg C)	5.8
Seal(s) Signed / Dated?	N/A	Temp Blank Present	No

Documentation

		Sampler Name	DS/TD
COC agrees with sample labels?	Yes	MD DW Cert. No.	N/A
Chain of Custody	Yes		

Sample Container

		Custody Seal(s) Intact?	Not Applicable
Appropriate for Specified Analysis?	Yes	Seal(s) Signed / Dated	Not Applicable
Intact?	Yes		
Labeled and Labels Legible?	Yes		

Holding Time

		Total No. of Samples Received	13
All Samples Received Within Holding Time(s)?	Yes	Total No. of Containers Received	12

Preservation

Total Metals	(pH<2)	N/A
Dissolved Metals, filtered within 15 minutes of collection	(pH<2)	N/A
Orthophosphorus, filtered within 15 minutes of collection		N/A
Cyanides	(pH>12)	N/A
Sulfide	(pH>9)	N/A
TOC, DOC (field filtered), COD, Phenols	(pH<2)	N/A
TOX, TKN, NH3, Total Phos	(pH<2)	N/A
VOC, BTEX (VOA Vials Rcvd Preserved)	(pH<2)	N/A
Do VOA vials have zero headspace?		N/A
624 VOC (Rcvd at least one unpreserved VOA vial)		N/A
524 VOC (Rcvd with trip blanks)	(pH<2)	N/A

Comments: (Any "No" response must be detailed in the comments section below.)

For any improper preservation conditions, list sample ID, preservative added (reagent ID number) below as well as documentation of any client notification as well as client instructions. Samples for pH, chlorine and dissolved oxygen should be analyzed as soon as possible, preferably in the field at the time of sampling. Samples which require thermal preservation shall be considered acceptable when received at a temperature above freezing to 6°C. Samples that are hand delivered on the day that they are collected may not meet these criteria but shall be considered acceptable if there is evidence that the chilling process has begun such as arrival on ice.

Samples Inspected/Checklist Completed By: Jillian Chapman — Date: 08/25/2022

PM Review and Approval: Lynn Jackson — Date: 08/26/2022

PHASE
SEPARATION
SCIENCE

6630 Baltimore National Pike
Baltimore, MD 21228
410-747-8770
800-932-9047
www.phaseonline.com

Certificate of Analysis

Project Name: Chester River Hospital Center
PSS Project No.: 22091530

September 22, 2022

Steve Slatnick
Gannett Fleming, Inc.
7133 Rutherford Road, Suite 300
Baltimore, MD 21244

Reference: PSS Project No: **22091530**
Project Name: Chester River Hospital Center
Project Location: Chestertown, MD
Project ID.: 67688

Dear Steve Slatnick:

This report includes the analytical results from the analyses performed on the samples received under the project name referenced above and identified with the Phase Separation Science (PSS) Project number(s) **22091530**.

All work reported herein has been performed in accordance with current NELAP standards, referenced methodologies, PSS Standard Operating Procedures and the PSS Quality Assurance Manual unless otherwise noted in the Case Narrative Summary. PSS is limited in liability to the actual cost of the sample analysis done.

PSS reserves the right to return any unused samples, extracts or related solutions. Otherwise, the samples are scheduled for disposal, without any further notice, on October 20, 2022, with the exception of air canisters which are cleaned immediately following analysis. This includes any samples that were received with a request to be held but lacked a specific hold period. It is your responsibility to provide a written request defining a specific disposal date if additional storage is required. Upon receipt, the request will be acknowledged by PSS, thus extending the storage period.

This report shall not be reproduced except in full, without the written approval of an authorized PSS representative. A copy of this report will be retained by PSS for at least 5 years, after which time it will be disposed of without further notice, unless prior arrangements have been made.

We thank you for selecting Phase Separation Science, Inc. to serve your analytical needs. If you have any questions concerning this report, do not hesitate to contact us at 410-747-8770 or info@phaseonline.com.

Sincerely,

Dan Prucnal
Laboratory Manager

PHASE SEPARATION SCIENCE

6630 Baltimore National Pike
Baltimore, MD 21228
410-747-8770
800-932-9047
www.phaseonline.com

Explanation of Qualifiers

Project Name: Chester River Hospital Center
PSS Project No.: 22091530

Project ID: 67688

The following samples were received under chain of custody by Phase Separation Science (PSS) on 09/15/2022 at 05:00 pm

PSS Sample ID	Sample ID	Matrix	Date/Time Collected
22091530-001	MW-23	GROUND WATER	09/14/22 12:10
22091530-002	MW-18	GROUND WATER	09/14/22 11:10
22091530-003	S-3	GROUND WATER	09/14/22 12:12
22091530-004	MW-28	GROUND WATER	09/14/22 10:17
22091530-005	MW-25	GROUND WATER	09/14/22 11:19
22091530-006	MW-29	GROUND WATER	09/14/22 10:13
22091530-007	MW-24	GROUND WATER	09/14/22 10:20
22091530-008	S-1	GROUND WATER	09/14/22 13:10
22091530-009	S-2	GROUND WATER	09/14/22 13:10
22091530-010	Trip Blank	WATER	09/14/22 00:00
22091530-011	MW-34	GROUND WATER	09/14/22 14:10
22091530-012	MW-17	GROUND WATER	09/14/22 13:35
22091530-013	MW-15	GROUND WATER	09/14/22 12:55
22091530-014	MW-49	GROUND WATER	09/14/22 12:20
22091530-015	MW-50	GROUND WATER	09/14/22 11:40
22091530-016	MW-16	GROUND WATER	09/14/22 10:50
22091530-017	MW-33	GROUND WATER	09/14/22 14:15
22091530-018	MW-48	GROUND WATER	09/14/22 14:19
22091530-019	MW-11	GROUND WATER	09/14/22 15:10
22091530-020	MW-43	GROUND WATER	09/14/22 15:15

Please reference the Chain of Custody and Sample Receipt Checklist for specific container counts and preservatives. Any sample conditions not in compliance with sample acceptance criteria are described in Case Narrative Summary.

Notes:

1. The presence of a common laboratory contaminant such as methylene chloride may be considered a possible laboratory artifact. Where observed, appropriate consideration of data should be taken.
2. Unless otherwise noted in the case narrative, results are reported on a dry weight basis with the exception of pH, flashpoint, moisture, and paint filter test.
3. Drinking water samples collected for the purpose of compliance with SDWA may not be suitable for their intended use unless collected by a certified sampler [COMAR 26.08.05.07.C.2].
4. The analyses of 1,2-dibromo-3-chloropropane (DBCP) and 1,2-dibromoethane (EDB) by EPA 524.2 and calcium, magnesium, sodium and iron by EPA 200.8 are not currently promulgated for use in testing to meet the Safe Drinking Water Act and as such cannot be used for compliance purposes. The listings of the current promulgated methods for testing in compliance with the Safe Drinking Water Act can be found in the 40 CFR part 141.1, for the primary drinking water contaminates, and part 141.3, for the secondary drinking water contaminates.
5. Sample prepared under EPA 3550C with concentrations greater than 20 mg/Kg should employ the microtip extraction procedure if required to meet data quality objectives.
6. The analysis of acrolein by EPA 624 must be analyzed within three days of sampling unless pH is adjusted to 4-5 units [40 CFR part 136.3(e)].
7. Method 180.1, The Determination of Turbidity by Nephelometry, recommends samples over 40 NTU be diluted until the turbidity falls below 40 units. Routine samples over 40 NTU may not be diluted as long as the data quality objectives are not affected.
8. Alkalinity results analyzed by EPA 310.2 that are reported by dilution are estimated and are not in compliance with method requirements.

PHASE SEPARATION SCIENCE

6630 Baltimore National Pike
Baltimore, MD 21228
410-747-8770
800-932-9047
www.phaseonline.com

Explanation of Qualifiers

Project Name: Chester River Hospital Center

PSS Project No.: 22091530

Standard Flags/Abbreviations:

B	A target analyte or common laboratory contaminant was identified in the method blank. Its presence indicates possible field or laboratory contamination.
C	Results Pending Final Confirmation.
E	The data exceeds the upper calibration limit; therefore, the concentration is reported as estimated.
Fail	The result exceeds the regulatory level for Toxicity Characteristic (TCLP) as cited in 40 CFR 261.24 Table 1.
J	The target analyte was positively identified below the reporting limit but greater than the MDL.
MDL	This is the Laboratory Method Detection Limit which is equivalent to the Limit of Detection (LOD). The LOD is the minimum result, which can be reliably discriminated from a blank with a predetermined confidence level. This value will remain constant across multiple similar instrumentation and among different analysts. An LOD is analyte and matrix specific. instrumentation and among different analysts. An LOD is analyte and matrix specific.
ND	Not Detected at or above the reporting limit.
RL	PSS Reporting Limit.
U	Not detected.

Certifications:

NELAP Certifications: PA 68-03330, VA 460156
State Certifications: MD 179, WV 303
Regulated Soil Permit: P330-12-00268
NSWC USCG Accepted Laboratory
LDBE MWAA LD1997-0041-2015

PHASE SEPARATION SCIENCE

6630 Baltimore National Pike
Baltimore, MD 21228
410-747-8770
800-932-9047
www.phaseonline.com

Certificate of Analysis

Project Name: Chester River Hospital Center
PSS Project No.: 22091530

Sample ID: MW-23 **Date/Time Sampled: 09/14/2022 12:10** **PSS Sample ID: 22091530-001**
Matrix: GROUND WATER **Date/Time Received: 09/15/2022 17:00**

Total Petroleum Hydrocarbons - DRO Analytical Method: SW-846 8015C DRO Preparation Method: SW3510C

	Result	Units	RL	Flag	Dil	Prepared	Analyzed	Analyst
TPH-DRO (Diesel Range Organics)	ND	mg/L	0.10		1	09/19/22	09/20/22 06:47	1069
Surrogate(s)	***Recovery***		***Limits***					
o-Terphenyl	*78*	*%*	*52-100*		*1*	*09/19/22*	*09/20/22 06:47*	*1069*

TCL Volatiles plus Oxygenates Analytical Method: SW-846 8260 D Preparation Method: SW5030B

Qualifier(s): See Batch 197341 on Case Narrative.

	Result	Units	RL	Flag	Dil	Prepared	Analyzed	Analyst
Acetone	ND	ug/L	5.0		1	09/17/22	09/17/22 13:50	1011
tert-Amyl alcohol	ND	ug/L	5.0		1	09/17/22	09/17/22 13:50	1011
tert-Amyl ethyl ether	ND	ug/L	1.0		1	09/17/22	09/17/22 13:50	1011
tert-Amyl methyl ether	ND	ug/L	1.0		1	09/17/22	09/17/22 13:50	1011
Benzene	ND	ug/L	1.0		1	09/17/22	09/17/22 13:50	1011
Bromochloromethane	ND	ug/L	1.0		1	09/17/22	09/17/22 13:50	1011
Bromodichloromethane	ND	ug/L	1.0		1	09/17/22	09/17/22 13:50	1011
Bromoform	ND	ug/L	1.0		1	09/17/22	09/17/22 13:50	1011
Bromomethane	ND	ug/L	1.0		1	09/17/22	09/17/22 13:50	1011
tert-Butyl alcohol	ND	ug/L	5.0		1	09/17/22	09/17/22 13:50	1011
2-Butanone (MEK)	ND	ug/L	5.0		1	09/17/22	09/17/22 13:50	1011
tert-Butyl ethyl ether	ND	ug/L	1.0		1	09/17/22	09/17/22 13:50	1011
Carbon Disulfide	ND	ug/L	1.0		1	09/17/22	09/17/22 13:50	1011
Carbon tetrachloride	ND	ug/L	1.0		1	09/17/22	09/17/22 13:50	1011
Chlorobenzene	ND	ug/L	1.0		1	09/17/22	09/17/22 13:50	1011
Chloroethane	ND	ug/L	1.0		1	09/17/22	09/17/22 13:50	1011
Chloroform	ND	ug/L	1.0		1	09/17/22	09/17/22 13:50	1011
Chloromethane	ND	ug/L	1.0		1	09/17/22	09/17/22 13:50	1011
Cyclohexane	ND	ug/L	1.0		1	09/17/22	09/17/22 13:50	1011
1,2-Dibromo-3-chloropropane	ND	ug/L	1.0		1	09/17/22	09/17/22 13:50	1011
Dibromochloromethane	ND	ug/L	1.0		1	09/17/22	09/17/22 13:50	1011
1,2-Dibromoethane	ND	ug/L	1.0		1	09/17/22	09/17/22 13:50	1011
1,2-Dichlorobenzene	ND	ug/L	1.0		1	09/17/22	09/17/22 13:50	1011
1,3-Dichlorobenzene	ND	ug/L	1.0		1	09/17/22	09/17/22 13:50	1011
Dichlorodifluoromethane	ND	ug/L	1.0		1	09/17/22	09/17/22 13:50	1011
1,4-Dichlorobenzene	ND	ug/L	1.0		1	09/17/22	09/17/22 13:50	1011
1,1-Dichloroethane	ND	ug/L	1.0		1	09/17/22	09/17/22 13:50	1011

PHASE SEPARATION SCIENCE

6630 Baltimore National Pike
Baltimore, MD 21228
410-747-8770
800-932-9047
www.phaseonline.com

Certificate of Analysis

Project Name: Chester River Hospital Center
PSS Project No.: 22091530

Sample ID: MW-23 **Date/Time Sampled: 09/14/2022 12:10** **PSS Sample ID: 22091530-001**
Matrix: GROUND WATER **Date/Time Received: 09/15/2022 17:00**

TCL Volatiles plus Oxygenates Analytical Method: SW-846 8260 D Preparation Method: SW5030B

Qualifier(s): See Batch 197341 on Case Narrative.

	Result	Units	RL	Flag	Dil	Prepared	Analyzed	Analyst
1,2-Dichloroethane	ND	ug/L	1.0		1	09/17/22	09/17/22 13:50	1011
cis-1,2-Dichloroethene	ND	ug/L	1.0		1	09/17/22	09/17/22 13:50	1011
1,1-Dichloroethene	ND	ug/L	1.0		1	09/17/22	09/17/22 13:50	1011
1,2-Dichloropropane	ND	ug/L	1.0		1	09/17/22	09/17/22 13:50	1011
cis-1,3-Dichloropropene	ND	ug/L	1.0		1	09/17/22	09/17/22 13:50	1011
trans-1,3-Dichloropropene	ND	ug/L	1.0		1	09/17/22	09/17/22 13:50	1011
trans-1,2-Dichloroethene	ND	ug/L	1.0		1	09/17/22	09/17/22 13:50	1011
Diisopropyl ether	ND	ug/L	1.0		1	09/17/22	09/17/22 13:50	1011
Ethylbenzene	ND	ug/L	1.0		1	09/17/22	09/17/22 13:50	1011
2-Hexanone (MBK)	ND	ug/L	5.0		1	09/17/22	09/17/22 13:50	1011
Isopropylbenzene	ND	ug/L	1.0		1	09/17/22	09/17/22 13:50	1011
Methyl Acetate	ND	ug/L	1.0		1	09/17/22	09/17/22 13:50	1011
Methylcyclohexane	ND	ug/L	1.0		1	09/17/22	09/17/22 13:50	1011
Methylene chloride	ND	ug/L	1.0		1	09/17/22	09/17/22 13:50	1011
4-Methyl-2-Pentanone (MIBK)	ND	ug/L	5.0		1	09/17/22	09/17/22 13:50	1011
Methyl-t-Butyl Ether	ND	ug/L	1.0		1	09/17/22	09/17/22 13:50	1011
Naphthalene	ND	ug/L	1.0		1	09/17/22	09/17/22 13:50	1011
Styrene	ND	ug/L	1.0		1	09/17/22	09/17/22 13:50	1011
1,1,2,2-Tetrachloroethane	ND	ug/L	1.0		1	09/17/22	09/17/22 13:50	1011
Tetrachloroethene	ND	ug/L	1.0		1	09/17/22	09/17/22 13:50	1011
Toluene	ND	ug/L	1.0		1	09/17/22	09/17/22 13:50	1011
1,2,3-Trichlorobenzene	ND	ug/L	1.0		1	09/17/22	09/17/22 13:50	1011
1,2,4-Trichlorobenzene	ND	ug/L	1.0		1	09/17/22	09/17/22 13:50	1011
1,1,1-Trichloroethane	ND	ug/L	1.0		1	09/17/22	09/17/22 13:50	1011
Trichloroethene	ND	ug/L	1.0		1	09/17/22	09/17/22 13:50	1011
1,1,2-Trichloroethane	ND	ug/L	1.0		1	09/17/22	09/17/22 13:50	1011
Trichlorofluoromethane	ND	ug/L	1.0		1	09/17/22	09/17/22 13:50	1011
1,1,2-Trichlorotrifluoroethane	ND	ug/L	1.0		1	09/17/22	09/17/22 13:50	1011
Vinyl chloride	ND	ug/L	1.0		1	09/17/22	09/17/22 13:50	1011
m&p-Xylene	ND	ug/L	2.0		1	09/17/22	09/17/22 13:50	1011
o-Xylene	ND	ug/L	1.0		1	09/17/22	09/17/22 13:50	1011

Surrogate(s)	*Recovery*		*Limits*				
4-Bromofluorobenzene	*100*	*%*	*88-120*		*1*	*09/17/22*	*09/17/22 13:50*	*1011*
Dibromofluoromethane	*100*	*%*	*92-107*		*1*	*09/17/22*	*09/17/22 13:50*	*1011*
Toluene-D8	*98*	*%*	*95-106*		*1*	*09/17/22*	*09/17/22 13:50*	*1011*

PHASE SEPARATION SCIENCE

6630 Baltimore National Pike
Baltimore, MD 21228
410-747-8770
800-932-9047
www.phaseonline.com

Certificate of Analysis

Project Name: Chester River Hospital Center
PSS Project No.: 22091530

Sample ID: MW-18 **Date/Time Sampled: 09/14/2022 11:10** **PSS Sample ID: 22091530-002**
Matrix: GROUND WATER **Date/Time Received: 09/15/2022 17:00**

Total Petroleum Hydrocarbons - DRO Analytical Method: SW-846 8015C DRO Preparation Method: SW3510C

	Result	Units	RL	Flag	Dil	Prepared	Analyzed	Analyst
TPH-DRO (Diesel Range Organics)	ND	mg/L	0.10		1	09/19/22	09/20/22 07:13	1069
Surrogate(s)	***Recovery***		***Limits***					
o-Terphenyl	*78*	*%*	*52-100*		*1*	*09/19/22*	*09/20/22 07:13*	*1069*

TCL Volatiles plus Oxygenates Analytical Method: SW-846 8260 D Preparation Method: SW5030B

Qualifier(s): See Batch 197341 on Case Narrative.

	Result	Units	RL	Flag	Dil	Prepared	Analyzed	Analyst
Acetone	ND	ug/L	5.0		1	09/17/22	09/17/22 14:12	1011
tert-Amyl alcohol	ND	ug/L	5.0		1	09/17/22	09/17/22 14:12	1011
tert-Amyl ethyl ether	ND	ug/L	1.0		1	09/17/22	09/17/22 14:12	1011
tert-Amyl methyl ether	ND	ug/L	1.0		1	09/17/22	09/17/22 14:12	1011
Benzene	ND	ug/L	1.0		1	09/17/22	09/17/22 14:12	1011
Bromochloromethane	ND	ug/L	1.0		1	09/17/22	09/17/22 14:12	1011
Bromodichloromethane	ND	ug/L	1.0		1	09/17/22	09/17/22 14:12	1011
Bromoform	ND	ug/L	1.0		1	09/17/22	09/17/22 14:12	1011
Bromomethane	ND	ug/L	1.0		1	09/17/22	09/17/22 14:12	1011
tert-Butyl alcohol	ND	ug/L	5.0		1	09/17/22	09/17/22 14:12	1011
2-Butanone (MEK)	ND	ug/L	5.0		1	09/17/22	09/17/22 14:12	1011
tert-Butyl ethyl ether	ND	ug/L	1.0		1	09/17/22	09/17/22 14:12	1011
Carbon Disulfide	ND	ug/L	1.0		1	09/17/22	09/17/22 14:12	1011
Carbon tetrachloride	ND	ug/L	1.0		1	09/17/22	09/17/22 14:12	1011
Chlorobenzene	ND	ug/L	1.0		1	09/17/22	09/17/22 14:12	1011
Chloroethane	ND	ug/L	1.0		1	09/17/22	09/17/22 14:12	1011
Chloroform	ND	ug/L	1.0		1	09/17/22	09/17/22 14:12	1011
Chloromethane	ND	ug/L	1.0		1	09/17/22	09/17/22 14:12	1011
Cyclohexane	ND	ug/L	1.0		1	09/17/22	09/17/22 14:12	1011
1,2-Dibromo-3-chloropropane	ND	ug/L	1.0		1	09/17/22	09/17/22 14:12	1011
Dibromochloromethane	ND	ug/L	1.0		1	09/17/22	09/17/22 14:12	1011
1,2-Dibromoethane	ND	ug/L	1.0		1	09/17/22	09/17/22 14:12	1011
1,2-Dichlorobenzene	ND	ug/L	1.0		1	09/17/22	09/17/22 14:12	1011
1,3-Dichlorobenzene	ND	ug/L	1.0		1	09/17/22	09/17/22 14:12	1011
Dichlorodifluoromethane	ND	ug/L	1.0		1	09/17/22	09/17/22 14:12	1011
1,4-Dichlorobenzene	ND	ug/L	1.0		1	09/17/22	09/17/22 14:12	1011
1,1-Dichloroethane	ND	ug/L	1.0		1	09/17/22	09/17/22 14:12	1011

PHASE SEPARATION SCIENCE

6630 Baltimore National Pike
Baltimore, MD 21228
410-747-8770
800-932-9047
www.phaseonline.com

Certificate of Analysis

Project Name: Chester River Hospital Center
PSS Project No.: 22091530

Sample ID: MW-18 **Date/Time Sampled: 09/14/2022 11:10** **PSS Sample ID: 22091530-002**
Matrix: GROUND WATER **Date/Time Received: 09/15/2022 17:00**

TCL Volatiles plus Oxygenates Analytical Method: SW-846 8260 D Preparation Method: SW5030B

Qualifier(s): See Batch 197341 on Case Narrative.

	Result	Units	RL	Flag	Dil	Prepared	Analyzed	Analyst
1,2-Dichloroethane	ND	ug/L	1.0		1	09/17/22	09/17/22 14:12	1011
cis-1,2-Dichloroethene	ND	ug/L	1.0		1	09/17/22	09/17/22 14:12	1011
1,1-Dichloroethene	ND	ug/L	1.0		1	09/17/22	09/17/22 14:12	1011
1,2-Dichloropropane	ND	ug/L	1.0		1	09/17/22	09/17/22 14:12	1011
cis-1,3-Dichloropropene	ND	ug/L	1.0		1	09/17/22	09/17/22 14:12	1011
trans-1,3-Dichloropropene	ND	ug/L	1.0		1	09/17/22	09/17/22 14:12	1011
trans-1,2-Dichloroethene	ND	ug/L	1.0		1	09/17/22	09/17/22 14:12	1011
Diisopropyl ether	ND	ug/L	1.0		1	09/17/22	09/17/22 14:12	1011
Ethylbenzene	ND	ug/L	1.0		1	09/17/22	09/17/22 14:12	1011
2-Hexanone (MBK)	ND	ug/L	5.0		1	09/17/22	09/17/22 14:12	1011
Isopropylbenzene	ND	ug/L	1.0		1	09/17/22	09/17/22 14:12	1011
Methyl Acetate	ND	ug/L	1.0		1	09/17/22	09/17/22 14:12	1011
Methylcyclohexane	ND	ug/L	1.0		1	09/17/22	09/17/22 14:12	1011
Methylene chloride	ND	ug/L	1.0		1	09/17/22	09/17/22 14:12	1011
4-Methyl-2-Pentanone (MIBK)	ND	ug/L	5.0		1	09/17/22	09/17/22 14:12	1011
Methyl-t-Butyl Ether	ND	ug/L	1.0		1	09/17/22	09/17/22 14:12	1011
Naphthalene	ND	ug/L	1.0		1	09/17/22	09/17/22 14:12	1011
Styrene	ND	ug/L	1.0		1	09/17/22	09/17/22 14:12	1011
1,1,2,2-Tetrachloroethane	ND	ug/L	1.0		1	09/17/22	09/17/22 14:12	1011
Tetrachloroethene	ND	ug/L	1.0		1	09/17/22	09/17/22 14:12	1011
Toluene	ND	ug/L	1.0		1	09/17/22	09/17/22 14:12	1011
1,2,3-Trichlorobenzene	ND	ug/L	1.0		1	09/17/22	09/17/22 14:12	1011
1,2,4-Trichlorobenzene	ND	ug/L	1.0		1	09/17/22	09/17/22 14:12	1011
1,1,1-Trichloroethane	ND	ug/L	1.0		1	09/17/22	09/17/22 14:12	1011
Trichloroethene	ND	ug/L	1.0		1	09/17/22	09/17/22 14:12	1011
1,1,2-Trichloroethane	ND	ug/L	1.0		1	09/17/22	09/17/22 14:12	1011
Trichlorofluoromethane	ND	ug/L	1.0		1	09/17/22	09/17/22 14:12	1011
1,1,2-Trichlorotrifluoroethane	ND	ug/L	1.0		1	09/17/22	09/17/22 14:12	1011
Vinyl chloride	ND	ug/L	1.0		1	09/17/22	09/17/22 14:12	1011
m&p-Xylene	ND	ug/L	2.0		1	09/17/22	09/17/22 14:12	1011
o-Xylene	ND	ug/L	1.0		1	09/17/22	09/17/22 14:12	1011

Surrogate(s)	*Recovery*		*Limits*				
4-Bromofluorobenzene	*105*	*%*	*88-120*		*1*	*09/17/22*	*09/17/22 14:12*	*1011*
Dibromofluoromethane	*99*	*%*	*92-107*		*1*	*09/17/22*	*09/17/22 14:12*	*1011*
Toluene-D8	*99*	*%*	*95-106*		*1*	*09/17/22*	*09/17/22 14:12*	*1011*

PHASE SEPARATION SCIENCE

6630 Baltimore National Pike
Baltimore, MD 21228
410-747-8770
800-932-9047
www.phaseonline.com

Certificate of Analysis

Project Name: Chester River Hospital Center
PSS Project No.: 22091530

Sample ID: S-3 **Date/Time Sampled: 09/14/2022 12:12** **PSS Sample ID: 22091530-003**
Matrix: GROUND WATER **Date/Time Received: 09/15/2022 17:00**

Total Petroleum Hydrocarbons - DRO Analytical Method: SW-846 8015C DRO Preparation Method: SW3510C

	Result	Units	RL	Flag	Dil	Prepared	Analyzed	Analyst
TPH-DRO (Diesel Range Organics)	ND	mg/L	0.10		1	09/19/22	09/20/22 07:13	1069
Surrogate(s)	***Recovery***		***Limits***					
o-Terphenyl	*87*	*%*	*52-100*		*1*	*09/19/22*	*09/20/22 07:13*	*1069*

TCL Volatiles plus Oxygenates Analytical Method: SW-846 8260 D Preparation Method: SW5030B

Qualifier(s): See Batch 197341 on Case Narrative.

	Result	Units	RL	Flag	Dil	Prepared	Analyzed	Analyst
Acetone	ND	ug/L	5.0		1	09/17/22	09/17/22 14:35	1011
tert-Amyl alcohol	ND	ug/L	5.0		1	09/17/22	09/17/22 14:35	1011
tert-Amyl ethyl ether	ND	ug/L	1.0		1	09/17/22	09/17/22 14:35	1011
tert-Amyl methyl ether	ND	ug/L	1.0		1	09/17/22	09/17/22 14:35	1011
Benzene	ND	ug/L	1.0		1	09/17/22	09/17/22 14:35	1011
Bromochloromethane	ND	ug/L	1.0		1	09/17/22	09/17/22 14:35	1011
Bromodichloromethane	ND	ug/L	1.0		1	09/17/22	09/17/22 14:35	1011
Bromoform	ND	ug/L	1.0		1	09/17/22	09/17/22 14:35	1011
Bromomethane	ND	ug/L	1.0		1	09/17/22	09/17/22 14:35	1011
tert-Butyl alcohol	ND	ug/L	5.0		1	09/17/22	09/17/22 14:35	1011
2-Butanone (MEK)	ND	ug/L	5.0		1	09/17/22	09/17/22 14:35	1011
tert-Butyl ethyl ether	ND	ug/L	1.0		1	09/17/22	09/17/22 14:35	1011
Carbon Disulfide	ND	ug/L	1.0		1	09/17/22	09/17/22 14:35	1011
Carbon tetrachloride	ND	ug/L	1.0		1	09/17/22	09/17/22 14:35	1011
Chlorobenzene	ND	ug/L	1.0		1	09/17/22	09/17/22 14:35	1011
Chloroethane	ND	ug/L	1.0		1	09/17/22	09/17/22 14:35	1011
Chloroform	ND	ug/L	1.0		1	09/17/22	09/17/22 14:35	1011
Chloromethane	ND	ug/L	1.0		1	09/17/22	09/17/22 14:35	1011
Cyclohexane	ND	ug/L	1.0		1	09/17/22	09/17/22 14:35	1011
1,2-Dibromo-3-chloropropane	ND	ug/L	1.0		1	09/17/22	09/17/22 14:35	1011
Dibromochloromethane	ND	ug/L	1.0		1	09/17/22	09/17/22 14:35	1011
1,2-Dibromoethane	ND	ug/L	1.0		1	09/17/22	09/17/22 14:35	1011
1,2-Dichlorobenzene	ND	ug/L	1.0		1	09/17/22	09/17/22 14:35	1011
1,3-Dichlorobenzene	ND	ug/L	1.0		1	09/17/22	09/17/22 14:35	1011
Dichlorodifluoromethane	ND	ug/L	1.0		1	09/17/22	09/17/22 14:35	1011
1,4-Dichlorobenzene	ND	ug/L	1.0		1	09/17/22	09/17/22 14:35	1011
1,1-Dichloroethane	ND	ug/L	1.0		1	09/17/22	09/17/22 14:35	1011

PHASE SEPARATION SCIENCE

6630 Baltimore National Pike
Baltimore, MD 21228
410-747-8770
800-932-9047
www.phaseonline.com

Certificate of Analysis

Project Name: Chester River Hospital Center
PSS Project No.: 22091530

Sample ID: S-3 **Date/Time Sampled: 09/14/2022 12:12** **PSS Sample ID: 22091530-003**
Matrix: GROUND WATER **Date/Time Received: 09/15/2022 17:00**

TCL Volatiles plus Oxygenates Analytical Method: SW-846 8260 D Preparation Method: SW5030B

Qualifier(s): See Batch 197341 on Case Narrative.

	Result	Units	RL	Flag	Dil	Prepared	Analyzed	Analyst
1,2-Dichloroethane	ND	ug/L	1.0		1	09/17/22	09/17/22 14:35	1011
cis-1,2-Dichloroethene	ND	ug/L	1.0		1	09/17/22	09/17/22 14:35	1011
1,1-Dichloroethene	ND	ug/L	1.0		1	09/17/22	09/17/22 14:35	1011
1,2-Dichloropropane	ND	ug/L	1.0		1	09/17/22	09/17/22 14:35	1011
cis-1,3-Dichloropropene	ND	ug/L	1.0		1	09/17/22	09/17/22 14:35	1011
trans-1,3-Dichloropropene	ND	ug/L	1.0		1	09/17/22	09/17/22 14:35	1011
trans-1,2-Dichloroethene	ND	ug/L	1.0		1	09/17/22	09/17/22 14:35	1011
Diisopropyl ether	ND	ug/L	1.0		1	09/17/22	09/17/22 14:35	1011
Ethylbenzene	ND	ug/L	1.0		1	09/17/22	09/17/22 14:35	1011
2-Hexanone (MBK)	ND	ug/L	5.0		1	09/17/22	09/17/22 14:35	1011
Isopropylbenzene	ND	ug/L	1.0		1	09/17/22	09/17/22 14:35	1011
Methyl Acetate	ND	ug/L	1.0		1	09/17/22	09/17/22 14:35	1011
Methylcyclohexane	ND	ug/L	1.0		1	09/17/22	09/17/22 14:35	1011
Methylene chloride	ND	ug/L	1.0		1	09/17/22	09/17/22 14:35	1011
4-Methyl-2-Pentanone (MIBK)	ND	ug/L	5.0		1	09/17/22	09/17/22 14:35	1011
Methyl-t-Butyl Ether	ND	ug/L	1.0		1	09/17/22	09/17/22 14:35	1011
Naphthalene	ND	ug/L	1.0		1	09/17/22	09/17/22 14:35	1011
Styrene	ND	ug/L	1.0		1	09/17/22	09/17/22 14:35	1011
1,1,2,2-Tetrachloroethane	ND	ug/L	1.0		1	09/17/22	09/17/22 14:35	1011
Tetrachloroethene	ND	ug/L	1.0		1	09/17/22	09/17/22 14:35	1011
Toluene	ND	ug/L	1.0		1	09/17/22	09/17/22 14:35	1011
1,2,3-Trichlorobenzene	ND	ug/L	1.0		1	09/17/22	09/17/22 14:35	1011
1,2,4-Trichlorobenzene	ND	ug/L	1.0		1	09/17/22	09/17/22 14:35	1011
1,1,1-Trichloroethane	ND	ug/L	1.0		1	09/17/22	09/17/22 14:35	1011
Trichloroethene	ND	ug/L	1.0		1	09/17/22	09/17/22 14:35	1011
1,1,2-Trichloroethane	ND	ug/L	1.0		1	09/17/22	09/17/22 14:35	1011
Trichlorofluoromethane	ND	ug/L	1.0		1	09/17/22	09/17/22 14:35	1011
1,1,2-Trichlorotrifluoroethane	ND	ug/L	1.0		1	09/17/22	09/17/22 14:35	1011
Vinyl chloride	ND	ug/L	1.0		1	09/17/22	09/17/22 14:35	1011
m&p-Xylene	ND	ug/L	2.0		1	09/17/22	09/17/22 14:35	1011
o-Xylene	ND	ug/L	1.0		1	09/17/22	09/17/22 14:35	1011

Surrogate(s)	*Recovery*		*Limits*				
4-Bromofluorobenzene	*100*	*%*	*88-120*		*1*	*09/17/22*	*09/17/22 14:35*	*1011*
Dibromofluoromethane	*99*	*%*	*92-107*		*1*	*09/17/22*	*09/17/22 14:35*	*1011*
Toluene-D8	*100*	*%*	*95-106*		*1*	*09/17/22*	*09/17/22 14:35*	*1011*

PHASE SEPARATION SCIENCE

6630 Baltimore National Pike
Baltimore, MD 21228
410-747-8770
800-932-9047
www.phaseonline.com

Certificate of Analysis

Project Name: Chester River Hospital Center
PSS Project No.: 22091530

Sample ID: MW-28 **Date/Time Sampled: 09/14/2022 10:17** **PSS Sample ID: 22091530-004**
Matrix: GROUND WATER **Date/Time Received: 09/15/2022 17:00**

Total Petroleum Hydrocarbons - DRO Analytical Method: SW-846 8015C DRO Preparation Method: SW3510C

	Result	Units	RL	Flag	Dil	Prepared	Analyzed	Analyst
TPH-DRO (Diesel Range Organics)	ND	mg/L	0.10		1	09/19/22	09/20/22 07:41	1069
Surrogate(s)	***Recovery***		***Limits***					
o-Terphenyl	*80*	*%*	*52-100*		*1*	*09/19/22*	*09/20/22 07:41*	*1069*

TCL Volatiles plus Oxygenates Analytical Method: SW-846 8260 D Preparation Method: SW5030B

Qualifier(s): See Batch 197341 on Case Narrative.

	Result	Units	RL	Flag	Dil	Prepared	Analyzed	Analyst
Acetone	ND	ug/L	5.0		1	09/17/22	09/17/22 14:58	1011
tert-Amyl alcohol	ND	ug/L	5.0		1	09/17/22	09/17/22 14:58	1011
tert-Amyl ethyl ether	ND	ug/L	1.0		1	09/17/22	09/17/22 14:58	1011
tert-Amyl methyl ether	ND	ug/L	1.0		1	09/17/22	09/17/22 14:58	1011
Benzene	ND	ug/L	1.0		1	09/17/22	09/17/22 14:58	1011
Bromochloromethane	ND	ug/L	1.0		1	09/17/22	09/17/22 14:58	1011
Bromodichloromethane	ND	ug/L	1.0		1	09/17/22	09/17/22 14:58	1011
Bromoform	ND	ug/L	1.0		1	09/17/22	09/17/22 14:58	1011
Bromomethane	ND	ug/L	1.0		1	09/17/22	09/17/22 14:58	1011
tert-Butyl alcohol	ND	ug/L	5.0		1	09/17/22	09/17/22 14:58	1011
2-Butanone (MEK)	ND	ug/L	5.0		1	09/17/22	09/17/22 14:58	1011
tert-Butyl ethyl ether	ND	ug/L	1.0		1	09/17/22	09/17/22 14:58	1011
Carbon Disulfide	ND	ug/L	1.0		1	09/17/22	09/17/22 14:58	1011
Carbon tetrachloride	ND	ug/L	1.0		1	09/17/22	09/17/22 14:58	1011
Chlorobenzene	ND	ug/L	1.0		1	09/17/22	09/17/22 14:58	1011
Chloroethane	ND	ug/L	1.0		1	09/17/22	09/17/22 14:58	1011
Chloroform	ND	ug/L	1.0		1	09/17/22	09/17/22 14:58	1011
Chloromethane	ND	ug/L	1.0		1	09/17/22	09/17/22 14:58	1011
Cyclohexane	ND	ug/L	1.0		1	09/17/22	09/17/22 14:58	1011
1,2-Dibromo-3-chloropropane	ND	ug/L	1.0		1	09/17/22	09/17/22 14:58	1011
Dibromochloromethane	ND	ug/L	1.0		1	09/17/22	09/17/22 14:58	1011
1,2-Dibromoethane	ND	ug/L	1.0		1	09/17/22	09/17/22 14:58	1011
1,2-Dichlorobenzene	ND	ug/L	1.0		1	09/17/22	09/17/22 14:58	1011
1,3-Dichlorobenzene	ND	ug/L	1.0		1	09/17/22	09/17/22 14:58	1011
Dichlorodifluoromethane	ND	ug/L	1.0		1	09/17/22	09/17/22 14:58	1011
1,4-Dichlorobenzene	ND	ug/L	1.0		1	09/17/22	09/17/22 14:58	1011
1,1-Dichloroethane	ND	ug/L	1.0		1	09/17/22	09/17/22 14:58	1011

PHASE SEPARATION SCIENCE

6630 Baltimore National Pike
Baltimore, MD 21228
410-747-8770
800-932-9047
www.phaseonline.com

Certificate of Analysis

Project Name: Chester River Hospital Center
PSS Project No.: 22091530

Sample ID: MW-28 **Date/Time Sampled: 09/14/2022 10:17** **PSS Sample ID: 22091530-004**
Matrix: GROUND WATER **Date/Time Received: 09/15/2022 17:00**

TCL Volatiles plus Oxygenates Analytical Method: SW-846 8260 D Preparation Method: SW5030B

Qualifier(s): See Batch 197341 on Case Narrative.

	Result	Units	RL	Flag	Dil	Prepared	Analyzed	Analyst
1,2-Dichloroethane	ND	ug/L	1.0		1	09/17/22	09/17/22 14:58	1011
cis-1,2-Dichloroethene	ND	ug/L	1.0		1	09/17/22	09/17/22 14:58	1011
1,1-Dichloroethene	ND	ug/L	1.0		1	09/17/22	09/17/22 14:58	1011
1,2-Dichloropropane	ND	ug/L	1.0		1	09/17/22	09/17/22 14:58	1011
cis-1,3-Dichloropropene	ND	ug/L	1.0		1	09/17/22	09/17/22 14:58	1011
trans-1,3-Dichloropropene	ND	ug/L	1.0		1	09/17/22	09/17/22 14:58	1011
trans-1,2-Dichloroethene	ND	ug/L	1.0		1	09/17/22	09/17/22 14:58	1011
Diisopropyl ether	ND	ug/L	1.0		1	09/17/22	09/17/22 14:58	1011
Ethylbenzene	ND	ug/L	1.0		1	09/17/22	09/17/22 14:58	1011
2-Hexanone (MBK)	ND	ug/L	5.0		1	09/17/22	09/17/22 14:58	1011
Isopropylbenzene	ND	ug/L	1.0		1	09/17/22	09/17/22 14:58	1011
Methyl Acetate	ND	ug/L	1.0		1	09/17/22	09/17/22 14:58	1011
Methylcyclohexane	ND	ug/L	1.0		1	09/17/22	09/17/22 14:58	1011
Methylene chloride	ND	ug/L	1.0		1	09/17/22	09/17/22 14:58	1011
4-Methyl-2-Pentanone (MIBK)	ND	ug/L	5.0		1	09/17/22	09/17/22 14:58	1011
Methyl-t-Butyl Ether	ND	ug/L	1.0		1	09/17/22	09/17/22 14:58	1011
Naphthalene	ND	ug/L	1.0		1	09/17/22	09/17/22 14:58	1011
Styrene	ND	ug/L	1.0		1	09/17/22	09/17/22 14:58	1011
1,1,2,2-Tetrachloroethane	ND	ug/L	1.0		1	09/17/22	09/17/22 14:58	1011
Tetrachloroethene	ND	ug/L	1.0		1	09/17/22	09/17/22 14:58	1011
Toluene	ND	ug/L	1.0		1	09/17/22	09/17/22 14:58	1011
1,2,3-Trichlorobenzene	ND	ug/L	1.0		1	09/17/22	09/17/22 14:58	1011
1,2,4-Trichlorobenzene	ND	ug/L	1.0		1	09/17/22	09/17/22 14:58	1011
1,1,1-Trichloroethane	ND	ug/L	1.0		1	09/17/22	09/17/22 14:58	1011
Trichloroethene	ND	ug/L	1.0		1	09/17/22	09/17/22 14:58	1011
1,1,2-Trichloroethane	ND	ug/L	1.0		1	09/17/22	09/17/22 14:58	1011
Trichlorofluoromethane	ND	ug/L	1.0		1	09/17/22	09/17/22 14:58	1011
1,1,2-Trichlorotrifluoroethane	ND	ug/L	1.0		1	09/17/22	09/17/22 14:58	1011
Vinyl chloride	ND	ug/L	1.0		1	09/17/22	09/17/22 14:58	1011
m&p-Xylene	ND	ug/L	2.0		1	09/17/22	09/17/22 14:58	1011
o-Xylene	ND	ug/L	1.0		1	09/17/22	09/17/22 14:58	1011

Surrogate(s)	*Recovery*		*Limits*				
4-Bromofluorobenzene	*100*	*%*	*88-120*	*1*	*09/17/22*	*09/17/22 14:58*	*1011*
Dibromofluoromethane	*100*	*%*	*92-107*	*1*	*09/17/22*	*09/17/22 14:58*	*1011*
Toluene-D8	*99*	*%*	*95-106*	*1*	*09/17/22*	*09/17/22 14:58*	*1011*

PHASE SEPARATION SCIENCE

6630 Baltimore National Pike
Baltimore, MD 21228
410-747-8770
800-932-9047
www.phaseonline.com

Certificate of Analysis

Project Name: Chester River Hospital Center
PSS Project No.: 22091530

Sample ID: MW-25 **Date/Time Sampled: 09/14/2022 11:19** **PSS Sample ID: 22091530-005**
Matrix: GROUND WATER **Date/Time Received: 09/15/2022 17:00**

Total Petroleum Hydrocarbons - DRO Analytical Method: SW-846 8015C DRO Preparation Method: SW3510C

	Result	Units	RL	Flag	Dil	Prepared	Analyzed	Analyst
TPH-DRO (Diesel Range Organics)	ND	mg/L	0.10		1	09/19/22	09/20/22 07:41	1069
Surrogate(s)	***Recovery***		***Limits***					
o-Terphenyl	*86*	*%*	*52-100*		*1*	*09/19/22*	*09/20/22 07:41*	*1069*

TCL Volatiles plus Oxygenates Analytical Method: SW-846 8260 D Preparation Method: SW5030B

Qualifier(s): See Batch 197341 on Case Narrative.

	Result	Units	RL	Flag	Dil	Prepared	Analyzed	Analyst
Acetone	ND	ug/L	5.0		1	09/17/22	09/17/22 15:21	1011
tert-Amyl alcohol	ND	ug/L	5.0		1	09/17/22	09/17/22 15:21	1011
tert-Amyl ethyl ether	ND	ug/L	1.0		1	09/17/22	09/17/22 15:21	1011
tert-Amyl methyl ether	ND	ug/L	1.0		1	09/17/22	09/17/22 15:21	1011
Benzene	ND	ug/L	1.0		1	09/17/22	09/17/22 15:21	1011
Bromochloromethane	ND	ug/L	1.0		1	09/17/22	09/17/22 15:21	1011
Bromodichloromethane	ND	ug/L	1.0		1	09/17/22	09/17/22 15:21	1011
Bromoform	ND	ug/L	1.0		1	09/17/22	09/17/22 15:21	1011
Bromomethane	ND	ug/L	1.0		1	09/17/22	09/17/22 15:21	1011
tert-Butyl alcohol	ND	ug/L	5.0		1	09/17/22	09/17/22 15:21	1011
2-Butanone (MEK)	ND	ug/L	5.0		1	09/17/22	09/17/22 15:21	1011
tert-Butyl ethyl ether	ND	ug/L	1.0		1	09/17/22	09/17/22 15:21	1011
Carbon Disulfide	ND	ug/L	1.0		1	09/17/22	09/17/22 15:21	1011
Carbon tetrachloride	ND	ug/L	1.0		1	09/17/22	09/17/22 15:21	1011
Chlorobenzene	ND	ug/L	1.0		1	09/17/22	09/17/22 15:21	1011
Chloroethane	ND	ug/L	1.0		1	09/17/22	09/17/22 15:21	1011
Chloroform	ND	ug/L	1.0		1	09/17/22	09/17/22 15:21	1011
Chloromethane	ND	ug/L	1.0		1	09/17/22	09/17/22 15:21	1011
Cyclohexane	ND	ug/L	1.0		1	09/17/22	09/17/22 15:21	1011
1,2-Dibromo-3-chloropropane	ND	ug/L	1.0		1	09/17/22	09/17/22 15:21	1011
Dibromochloromethane	ND	ug/L	1.0		1	09/17/22	09/17/22 15:21	1011
1,2-Dibromoethane	ND	ug/L	1.0		1	09/17/22	09/17/22 15:21	1011
1,2-Dichlorobenzene	ND	ug/L	1.0		1	09/17/22	09/17/22 15:21	1011
1,3-Dichlorobenzene	ND	ug/L	1.0		1	09/17/22	09/17/22 15:21	1011
Dichlorodifluoromethane	ND	ug/L	1.0		1	09/17/22	09/17/22 15:21	1011
1,4-Dichlorobenzene	ND	ug/L	1.0		1	09/17/22	09/17/22 15:21	1011
1,1-Dichloroethane	ND	ug/L	1.0		1	09/17/22	09/17/22 15:21	1011

PHASE SEPARATION SCIENCE

6630 Baltimore National Pike
Baltimore, MD 21228
410-747-8770
800-932-9047
www.phaseonline.com

Certificate of Analysis

Project Name: Chester River Hospital Center
PSS Project No.: 22091530

Sample ID: MW-25 **Date/Time Sampled: 09/14/2022 11:19** **PSS Sample ID: 22091530-005**
Matrix: GROUND WATER **Date/Time Received: 09/15/2022 17:00**

TCL Volatiles plus Oxygenates Analytical Method: SW-846 8260 D Preparation Method: SW5030B

Qualifier(s): See Batch 197341 on Case Narrative.

	Result	Units	RL	Flag	Dil	Prepared	Analyzed	Analyst
1,2-Dichloroethane	ND	ug/L	1.0		1	09/17/22	09/17/22 15:21	1011
cis-1,2-Dichloroethene	ND	ug/L	1.0		1	09/17/22	09/17/22 15:21	1011
1,1-Dichloroethene	ND	ug/L	1.0		1	09/17/22	09/17/22 15:21	1011
1,2-Dichloropropane	ND	ug/L	1.0		1	09/17/22	09/17/22 15:21	1011
cis-1,3-Dichloropropene	ND	ug/L	1.0		1	09/17/22	09/17/22 15:21	1011
trans-1,3-Dichloropropene	ND	ug/L	1.0		1	09/17/22	09/17/22 15:21	1011
trans-1,2-Dichloroethene	ND	ug/L	1.0		1	09/17/22	09/17/22 15:21	1011
Diisopropyl ether	ND	ug/L	1.0		1	09/17/22	09/17/22 15:21	1011
Ethylbenzene	ND	ug/L	1.0		1	09/17/22	09/17/22 15:21	1011
2-Hexanone (MBK)	ND	ug/L	5.0		1	09/17/22	09/17/22 15:21	1011
Isopropylbenzene	ND	ug/L	1.0		1	09/17/22	09/17/22 15:21	1011
Methyl Acetate	ND	ug/L	1.0		1	09/17/22	09/17/22 15:21	1011
Methylcyclohexane	ND	ug/L	1.0		1	09/17/22	09/17/22 15:21	1011
Methylene chloride	ND	ug/L	1.0		1	09/17/22	09/17/22 15:21	1011
4-Methyl-2-Pentanone (MIBK)	ND	ug/L	5.0		1	09/17/22	09/17/22 15:21	1011
Methyl-t-Butyl Ether	ND	ug/L	1.0		1	09/17/22	09/17/22 15:21	1011
Naphthalene	ND	ug/L	1.0		1	09/17/22	09/17/22 15:21	1011
Styrene	ND	ug/L	1.0		1	09/17/22	09/17/22 15:21	1011
1,1,2,2-Tetrachloroethane	ND	ug/L	1.0		1	09/17/22	09/17/22 15:21	1011
Tetrachloroethene	ND	ug/L	1.0		1	09/17/22	09/17/22 15:21	1011
Toluene	ND	ug/L	1.0		1	09/17/22	09/17/22 15:21	1011
1,2,3-Trichlorobenzene	ND	ug/L	1.0		1	09/17/22	09/17/22 15:21	1011
1,2,4-Trichlorobenzene	ND	ug/L	1.0		1	09/17/22	09/17/22 15:21	1011
1,1,1-Trichloroethane	ND	ug/L	1.0		1	09/17/22	09/17/22 15:21	1011
Trichloroethene	ND	ug/L	1.0		1	09/17/22	09/17/22 15:21	1011
1,1,2-Trichloroethane	ND	ug/L	1.0		1	09/17/22	09/17/22 15:21	1011
Trichlorofluoromethane	ND	ug/L	1.0		1	09/17/22	09/17/22 15:21	1011
1,1,2-Trichlorotrifluoroethane	ND	ug/L	1.0		1	09/17/22	09/17/22 15:21	1011
Vinyl chloride	ND	ug/L	1.0		1	09/17/22	09/17/22 15:21	1011
m&p-Xylene	ND	ug/L	2.0		1	09/17/22	09/17/22 15:21	1011
o-Xylene	ND	ug/L	1.0		1	09/17/22	09/17/22 15:21	1011

Surrogate(s)	*Recovery*		*Limits*				
4-Bromofluorobenzene	*101*	*%*	*88-120*	*1*	*09/17/22*	*09/17/22 15:21*	*1011*
Dibromofluoromethane	*100*	*%*	*92-107*	*1*	*09/17/22*	*09/17/22 15:21*	*1011*
Toluene-D8	*100*	*%*	*95-106*	*1*	*09/17/22*	*09/17/22 15:21*	*1011*

PHASE SEPARATION SCIENCE

6630 Baltimore National Pike
Baltimore, MD 21228
410-747-8770
800-932-9047
www.phaseonline.com

Certificate of Analysis

Project Name: Chester River Hospital Center
PSS Project No.: 22091530

Sample ID: MW-29 **Date/Time Sampled: 09/14/2022 10:13** **PSS Sample ID: 22091530-006**
Matrix: GROUND WATER **Date/Time Received: 09/15/2022 17:00**

Total Petroleum Hydrocarbons - DRO Analytical Method: SW-846 8015C DRO Preparation Method: SW3510C

	Result	Units	RL	Flag	Dil	Prepared	Analyzed	Analyst
TPH-DRO (Diesel Range Organics)	ND	mg/L	0.10		1	09/19/22	09/20/22 08:09	1069
Surrogate(s)	***Recovery***		***Limits***					
o-Terphenyl	*75*	*%*	*52-100*		*1*	*09/19/22*	*09/20/22 08:09*	*1069*

TCL Volatiles plus Oxygenates Analytical Method: SW-846 8260 D Preparation Method: SW5030B

Qualifier(s): See Batch 197341 on Case Narrative.

	Result	Units	RL	Flag	Dil	Prepared	Analyzed	Analyst
Acetone	ND	ug/L	5.0		1	09/17/22	09/17/22 15:43	1011
tert-Amyl alcohol	ND	ug/L	5.0		1	09/17/22	09/17/22 15:43	1011
tert-Amyl ethyl ether	ND	ug/L	1.0		1	09/17/22	09/17/22 15:43	1011
tert-Amyl methyl ether	ND	ug/L	1.0		1	09/17/22	09/17/22 15:43	1011
Benzene	ND	ug/L	1.0		1	09/17/22	09/17/22 15:43	1011
Bromochloromethane	ND	ug/L	1.0		1	09/17/22	09/17/22 15:43	1011
Bromodichloromethane	ND	ug/L	1.0		1	09/17/22	09/17/22 15:43	1011
Bromoform	ND	ug/L	1.0		1	09/17/22	09/17/22 15:43	1011
Bromomethane	ND	ug/L	1.0		1	09/17/22	09/17/22 15:43	1011
tert-Butyl alcohol	ND	ug/L	5.0		1	09/17/22	09/17/22 15:43	1011
2-Butanone (MEK)	ND	ug/L	5.0		1	09/17/22	09/17/22 15:43	1011
tert-Butyl ethyl ether	ND	ug/L	1.0		1	09/17/22	09/17/22 15:43	1011
Carbon Disulfide	ND	ug/L	1.0		1	09/17/22	09/17/22 15:43	1011
Carbon tetrachloride	ND	ug/L	1.0		1	09/17/22	09/17/22 15:43	1011
Chlorobenzene	ND	ug/L	1.0		1	09/17/22	09/17/22 15:43	1011
Chloroethane	ND	ug/L	1.0		1	09/17/22	09/17/22 15:43	1011
Chloroform	ND	ug/L	1.0		1	09/17/22	09/17/22 15:43	1011
Chloromethane	ND	ug/L	1.0		1	09/17/22	09/17/22 15:43	1011
Cyclohexane	ND	ug/L	1.0		1	09/17/22	09/17/22 15:43	1011
1,2-Dibromo-3-chloropropane	ND	ug/L	1.0		1	09/17/22	09/17/22 15:43	1011
Dibromochloromethane	ND	ug/L	1.0		1	09/17/22	09/17/22 15:43	1011
1,2-Dibromoethane	ND	ug/L	1.0		1	09/17/22	09/17/22 15:43	1011
1,2-Dichlorobenzene	ND	ug/L	1.0		1	09/17/22	09/17/22 15:43	1011
1,3-Dichlorobenzene	ND	ug/L	1.0		1	09/17/22	09/17/22 15:43	1011
Dichlorodifluoromethane	ND	ug/L	1.0		1	09/17/22	09/17/22 15:43	1011
1,4-Dichlorobenzene	ND	ug/L	1.0		1	09/17/22	09/17/22 15:43	1011
1,1-Dichloroethane	ND	ug/L	1.0		1	09/17/22	09/17/22 15:43	1011

PHASE SEPARATION SCIENCE

6630 Baltimore National Pike
Baltimore, MD 21228
410-747-8770
800-932-9047
www.phaseonline.com

Certificate of Analysis

Project Name: Chester River Hospital Center
PSS Project No.: 22091530

Sample ID: MW-29 **Date/Time Sampled: 09/14/2022 10:13** **PSS Sample ID: 22091530-006**
Matrix: GROUND WATER **Date/Time Received: 09/15/2022 17:00**

TCL Volatiles plus Oxygenates Analytical Method: SW-846 8260 D Preparation Method: SW5030B

Qualifier(s): See Batch 197341 on Case Narrative.

	Result	Units	RL	Flag	Dil	Prepared	Analyzed	Analyst
1,2-Dichloroethane	ND	ug/L	1.0		1	09/17/22	09/17/22 15:43	1011
cis-1,2-Dichloroethene	ND	ug/L	1.0		1	09/17/22	09/17/22 15:43	1011
1,1-Dichloroethene	ND	ug/L	1.0		1	09/17/22	09/17/22 15:43	1011
1,2-Dichloropropane	ND	ug/L	1.0		1	09/17/22	09/17/22 15:43	1011
cis-1,3-Dichloropropene	ND	ug/L	1.0		1	09/17/22	09/17/22 15:43	1011
trans-1,3-Dichloropropene	ND	ug/L	1.0		1	09/17/22	09/17/22 15:43	1011
trans-1,2-Dichloroethene	ND	ug/L	1.0		1	09/17/22	09/17/22 15:43	1011
Diisopropyl ether	ND	ug/L	1.0		1	09/17/22	09/17/22 15:43	1011
Ethylbenzene	ND	ug/L	1.0		1	09/17/22	09/17/22 15:43	1011
2-Hexanone (MBK)	ND	ug/L	5.0		1	09/17/22	09/17/22 15:43	1011
Isopropylbenzene	ND	ug/L	1.0		1	09/17/22	09/17/22 15:43	1011
Methyl Acetate	ND	ug/L	1.0		1	09/17/22	09/17/22 15:43	1011
Methylcyclohexane	ND	ug/L	1.0		1	09/17/22	09/17/22 15:43	1011
Methylene chloride	ND	ug/L	1.0		1	09/17/22	09/17/22 15:43	1011
4-Methyl-2-Pentanone (MIBK)	ND	ug/L	5.0		1	09/17/22	09/17/22 15:43	1011
Methyl-t-Butyl Ether	ND	ug/L	1.0		1	09/17/22	09/17/22 15:43	1011
Naphthalene	ND	ug/L	1.0		1	09/17/22	09/17/22 15:43	1011
Styrene	ND	ug/L	1.0		1	09/17/22	09/17/22 15:43	1011
1,1,2,2-Tetrachloroethane	ND	ug/L	1.0		1	09/17/22	09/17/22 15:43	1011
Tetrachloroethene	ND	ug/L	1.0		1	09/17/22	09/17/22 15:43	1011
Toluene	ND	ug/L	1.0		1	09/17/22	09/17/22 15:43	1011
1,2,3-Trichlorobenzene	ND	ug/L	1.0		1	09/17/22	09/17/22 15:43	1011
1,2,4-Trichlorobenzene	ND	ug/L	1.0		1	09/17/22	09/17/22 15:43	1011
1,1,1-Trichloroethane	ND	ug/L	1.0		1	09/17/22	09/17/22 15:43	1011
Trichloroethene	ND	ug/L	1.0		1	09/17/22	09/17/22 15:43	1011
1,1,2-Trichloroethane	ND	ug/L	1.0		1	09/17/22	09/17/22 15:43	1011
Trichlorofluoromethane	ND	ug/L	1.0		1	09/17/22	09/17/22 15:43	1011
1,1,2-Trichlorotrifluoroethane	ND	ug/L	1.0		1	09/17/22	09/17/22 15:43	1011
Vinyl chloride	ND	ug/L	1.0		1	09/17/22	09/17/22 15:43	1011
m&p-Xylene	ND	ug/L	2.0		1	09/17/22	09/17/22 15:43	1011
o-Xylene	ND	ug/L	1.0		1	09/17/22	09/17/22 15:43	1011

Surrogate(s)	*Recovery*		*Limits*				
4-Bromofluorobenzene	*99*	*%*	*88-120*		*1*	*09/17/22*	*09/17/22 15:43*	*1011*
Dibromofluoromethane	*99*	*%*	*92-107*		*1*	*09/17/22*	*09/17/22 15:43*	*1011*
Toluene-D8	*99*	*%*	*95-106*		*1*	*09/17/22*	*09/17/22 15:43*	*1011*

PHASE SEPARATION SCIENCE

6630 Baltimore National Pike
Baltimore, MD 21228
410-747-8770
800-932-9047
www.phaseonline.com

Certificate of Analysis

Project Name: Chester River Hospital Center
PSS Project No.: 22091530

Sample ID: MW-24 **Date/Time Sampled: 09/14/2022 10:20** **PSS Sample ID: 22091530-007**
Matrix: GROUND WATER **Date/Time Received: 09/15/2022 17:00**

Total Petroleum Hydrocarbons - DRO Analytical Method: SW-846 8015C DRO Preparation Method: SW3510C

	Result	Units	RL	Flag	Dil	Prepared	Analyzed	Analyst
TPH-DRO (Diesel Range Organics)	ND	mg/L	0.10		1	09/19/22	09/20/22 08:09	1069
Surrogate(s)	***Recovery***		***Limits***					
o-Terphenyl	*86*	*%*	*52-100*		*1*	*09/19/22*	*09/20/22 08:09*	*1069*

TCL Volatiles plus Oxygenates Analytical Method: SW-846 8260 D Preparation Method: SW5030B

Qualifier(s): See Batch 197341 on Case Narrative.

	Result	Units	RL	Flag	Dil	Prepared	Analyzed	Analyst
Acetone	ND	ug/L	5.0		1	09/17/22	09/17/22 16:06	1011
tert-Amyl alcohol	ND	ug/L	5.0		1	09/17/22	09/17/22 16:06	1011
tert-Amyl ethyl ether	ND	ug/L	1.0		1	09/17/22	09/17/22 16:06	1011
tert-Amyl methyl ether	ND	ug/L	1.0		1	09/17/22	09/17/22 16:06	1011
Benzene	ND	ug/L	1.0		1	09/17/22	09/17/22 16:06	1011
Bromochloromethane	ND	ug/L	1.0		1	09/17/22	09/17/22 16:06	1011
Bromodichloromethane	ND	ug/L	1.0		1	09/17/22	09/17/22 16:06	1011
Bromoform	ND	ug/L	1.0		1	09/17/22	09/17/22 16:06	1011
Bromomethane	ND	ug/L	1.0		1	09/17/22	09/17/22 16:06	1011
tert-Butyl alcohol	ND	ug/L	5.0		1	09/17/22	09/17/22 16:06	1011
2-Butanone (MEK)	ND	ug/L	5.0		1	09/17/22	09/17/22 16:06	1011
tert-Butyl ethyl ether	ND	ug/L	1.0		1	09/17/22	09/17/22 16:06	1011
Carbon Disulfide	ND	ug/L	1.0		1	09/17/22	09/17/22 16:06	1011
Carbon tetrachloride	ND	ug/L	1.0		1	09/17/22	09/17/22 16:06	1011
Chlorobenzene	ND	ug/L	1.0		1	09/17/22	09/17/22 16:06	1011
Chloroethane	ND	ug/L	1.0		1	09/17/22	09/17/22 16:06	1011
Chloroform	ND	ug/L	1.0		1	09/17/22	09/17/22 16:06	1011
Chloromethane	ND	ug/L	1.0		1	09/17/22	09/17/22 16:06	1011
Cyclohexane	ND	ug/L	1.0		1	09/17/22	09/17/22 16:06	1011
1,2-Dibromo-3-chloropropane	ND	ug/L	1.0		1	09/17/22	09/17/22 16:06	1011
Dibromochloromethane	ND	ug/L	1.0		1	09/17/22	09/17/22 16:06	1011
1,2-Dibromoethane	ND	ug/L	1.0		1	09/17/22	09/17/22 16:06	1011
1,2-Dichlorobenzene	ND	ug/L	1.0		1	09/17/22	09/17/22 16:06	1011
1,3-Dichlorobenzene	ND	ug/L	1.0		1	09/17/22	09/17/22 16:06	1011
Dichlorodifluoromethane	ND	ug/L	1.0		1	09/17/22	09/17/22 16:06	1011
1,4-Dichlorobenzene	ND	ug/L	1.0		1	09/17/22	09/17/22 16:06	1011
1,1-Dichloroethane	ND	ug/L	1.0		1	09/17/22	09/17/22 16:06	1011

PHASE SEPARATION SCIENCE

6630 Baltimore National Pike
Baltimore, MD 21228
410-747-8770
800-932-9047
www.phaseonline.com

Certificate of Analysis

Project Name: Chester River Hospital Center
PSS Project No.: 22091530

Sample ID: MW-24 **Date/Time Sampled: 09/14/2022 10:20** **PSS Sample ID: 22091530-007**
Matrix: GROUND WATER **Date/Time Received: 09/15/2022 17:00**

TCL Volatiles plus Oxygenates Analytical Method: SW-846 8260 D Preparation Method: SW5030B

Qualifier(s): See Batch 197341 on Case Narrative.

	Result	Units	RL	Flag	Dil	Prepared	Analyzed	Analyst
1,2-Dichloroethane	ND	ug/L	1.0		1	09/17/22	09/17/22 16:06	1011
cis-1,2-Dichloroethene	ND	ug/L	1.0		1	09/17/22	09/17/22 16:06	1011
1,1-Dichloroethene	ND	ug/L	1.0		1	09/17/22	09/17/22 16:06	1011
1,2-Dichloropropane	ND	ug/L	1.0		1	09/17/22	09/17/22 16:06	1011
cis-1,3-Dichloropropene	ND	ug/L	1.0		1	09/17/22	09/17/22 16:06	1011
trans-1,3-Dichloropropene	ND	ug/L	1.0		1	09/17/22	09/17/22 16:06	1011
trans-1,2-Dichloroethene	ND	ug/L	1.0		1	09/17/22	09/17/22 16:06	1011
Diisopropyl ether	ND	ug/L	1.0		1	09/17/22	09/17/22 16:06	1011
Ethylbenzene	ND	ug/L	1.0		1	09/17/22	09/17/22 16:06	1011
2-Hexanone (MBK)	ND	ug/L	5.0		1	09/17/22	09/17/22 16:06	1011
Isopropylbenzene	ND	ug/L	1.0		1	09/17/22	09/17/22 16:06	1011
Methyl Acetate	ND	ug/L	1.0		1	09/17/22	09/17/22 16:06	1011
Methylcyclohexane	ND	ug/L	1.0		1	09/17/22	09/17/22 16:06	1011
Methylene chloride	ND	ug/L	1.0		1	09/17/22	09/17/22 16:06	1011
4-Methyl-2-Pentanone (MIBK)	ND	ug/L	5.0		1	09/17/22	09/17/22 16:06	1011
Methyl-t-Butyl Ether	ND	ug/L	1.0		1	09/17/22	09/17/22 16:06	1011
Naphthalene	ND	ug/L	1.0		1	09/17/22	09/17/22 16:06	1011
Styrene	ND	ug/L	1.0		1	09/17/22	09/17/22 16:06	1011
1,1,2,2-Tetrachloroethane	ND	ug/L	1.0		1	09/17/22	09/17/22 16:06	1011
Tetrachloroethene	ND	ug/L	1.0		1	09/17/22	09/17/22 16:06	1011
Toluene	ND	ug/L	1.0		1	09/17/22	09/17/22 16:06	1011
1,2,3-Trichlorobenzene	ND	ug/L	1.0		1	09/17/22	09/17/22 16:06	1011
1,2,4-Trichlorobenzene	ND	ug/L	1.0		1	09/17/22	09/17/22 16:06	1011
1,1,1-Trichloroethane	ND	ug/L	1.0		1	09/17/22	09/17/22 16:06	1011
Trichloroethene	ND	ug/L	1.0		1	09/17/22	09/17/22 16:06	1011
1,1,2-Trichloroethane	ND	ug/L	1.0		1	09/17/22	09/17/22 16:06	1011
Trichlorofluoromethane	ND	ug/L	1.0		1	09/17/22	09/17/22 16:06	1011
1,1,2-Trichlorotrifluoroethane	ND	ug/L	1.0		1	09/17/22	09/17/22 16:06	1011
Vinyl chloride	ND	ug/L	1.0		1	09/17/22	09/17/22 16:06	1011
m&p-Xylene	ND	ug/L	2.0		1	09/17/22	09/17/22 16:06	1011
o-Xylene	ND	ug/L	1.0		1	09/17/22	09/17/22 16:06	1011

Surrogate(s)	*Recovery*		*Limits*				
4-Bromofluorobenzene	*99*	*%*	*88-120*	*1*	*09/17/22*	*09/17/22 16:06*	*1011*
Dibromofluoromethane	*99*	*%*	*92-107*	*1*	*09/17/22*	*09/17/22 16:06*	*1011*
Toluene-D8	*99*	*%*	*95-106*	*1*	*09/17/22*	*09/17/22 16:06*	*1011*

PHASE SEPARATION SCIENCE

6630 Baltimore National Pike
Baltimore, MD 21228
410-747-8770
800-932-9047
www.phaseonline.com

Certificate of Analysis

Project Name: Chester River Hospital Center
PSS Project No.: 22091530

Sample ID: S-1 **Date/Time Sampled: 09/14/2022 13:10** **PSS Sample ID: 22091530-008**
Matrix: GROUND WATER **Date/Time Received: 09/15/2022 17:00**

Total Petroleum Hydrocarbons - DRO Analytical Method: SW-846 8015C DRO Preparation Method: SW3510C

	Result	Units	RL	Flag	Dil	Prepared	Analyzed	Analyst
TPH-DRO (Diesel Range Organics)	ND	mg/L	0.10		1	09/20/22	09/20/22 13:16	1069
Surrogate(s)	***Recovery***		***Limits***					
o-Terphenyl	*93*	*%*	*52-100*		*1*	*09/20/22*	*09/20/22 13:16*	*1069*

TCL Volatiles plus Oxygenates Analytical Method: SW-846 8260 D Preparation Method: SW5030B

Qualifier(s): See Batch 197341 on Case Narrative.

	Result	Units	RL	Flag	Dil	Prepared	Analyzed	Analyst
Acetone	ND	ug/L	5.0		1	09/17/22	09/17/22 16:29	1011
tert-Amyl alcohol	ND	ug/L	5.0		1	09/17/22	09/17/22 16:29	1011
tert-Amyl ethyl ether	ND	ug/L	1.0		1	09/17/22	09/17/22 16:29	1011
tert-Amyl methyl ether	ND	ug/L	1.0		1	09/17/22	09/17/22 16:29	1011
Benzene	ND	ug/L	1.0		1	09/17/22	09/17/22 16:29	1011
Bromochloromethane	ND	ug/L	1.0		1	09/17/22	09/17/22 16:29	1011
Bromodichloromethane	ND	ug/L	1.0		1	09/17/22	09/17/22 16:29	1011
Bromoform	ND	ug/L	1.0		1	09/17/22	09/17/22 16:29	1011
Bromomethane	ND	ug/L	1.0		1	09/17/22	09/17/22 16:29	1011
tert-Butyl alcohol	ND	ug/L	5.0		1	09/17/22	09/17/22 16:29	1011
2-Butanone (MEK)	ND	ug/L	5.0		1	09/17/22	09/17/22 16:29	1011
tert-Butyl ethyl ether	ND	ug/L	1.0		1	09/17/22	09/17/22 16:29	1011
Carbon Disulfide	ND	ug/L	1.0		1	09/17/22	09/17/22 16:29	1011
Carbon tetrachloride	ND	ug/L	1.0		1	09/17/22	09/17/22 16:29	1011
Chlorobenzene	ND	ug/L	1.0		1	09/17/22	09/17/22 16:29	1011
Chloroethane	ND	ug/L	1.0		1	09/17/22	09/17/22 16:29	1011
Chloroform	ND	ug/L	1.0		1	09/17/22	09/17/22 16:29	1011
Chloromethane	ND	ug/L	1.0		1	09/17/22	09/17/22 16:29	1011
Cyclohexane	ND	ug/L	1.0		1	09/17/22	09/17/22 16:29	1011
1,2-Dibromo-3-chloropropane	ND	ug/L	1.0		1	09/17/22	09/17/22 16:29	1011
Dibromochloromethane	ND	ug/L	1.0		1	09/17/22	09/17/22 16:29	1011
1,2-Dibromoethane	ND	ug/L	1.0		1	09/17/22	09/17/22 16:29	1011
1,2-Dichlorobenzene	ND	ug/L	1.0		1	09/17/22	09/17/22 16:29	1011
1,3-Dichlorobenzene	ND	ug/L	1.0		1	09/17/22	09/17/22 16:29	1011
Dichlorodifluoromethane	ND	ug/L	1.0		1	09/17/22	09/17/22 16:29	1011
1,4-Dichlorobenzene	ND	ug/L	1.0		1	09/17/22	09/17/22 16:29	1011
1,1-Dichloroethane	ND	ug/L	1.0		1	09/17/22	09/17/22 16:29	1011

PHASE SEPARATION SCIENCE

6630 Baltimore National Pike
Baltimore, MD 21228
410-747-8770
800-932-9047
www.phaseonline.com

Certificate of Analysis

Project Name: Chester River Hospital Center
PSS Project No.: 22091530

Sample ID: S-1 **Date/Time Sampled: 09/14/2022 13:10** **PSS Sample ID: 22091530-008**
Matrix: GROUND WATER **Date/Time Received: 09/15/2022 17:00**

TCL Volatiles plus Oxygenates Analytical Method: SW-846 8260 D Preparation Method: SW5030B

Qualifier(s): See Batch 197341 on Case Narrative.

	Result	Units	RL	Flag	Dil	Prepared	Analyzed	Analyst
1,2-Dichloroethane	ND	ug/L	1.0		1	09/17/22	09/17/22 16:29	1011
cis-1,2-Dichloroethene	ND	ug/L	1.0		1	09/17/22	09/17/22 16:29	1011
1,1-Dichloroethene	ND	ug/L	1.0		1	09/17/22	09/17/22 16:29	1011
1,2-Dichloropropane	ND	ug/L	1.0		1	09/17/22	09/17/22 16:29	1011
cis-1,3-Dichloropropene	ND	ug/L	1.0		1	09/17/22	09/17/22 16:29	1011
trans-1,3-Dichloropropene	ND	ug/L	1.0		1	09/17/22	09/17/22 16:29	1011
trans-1,2-Dichloroethene	ND	ug/L	1.0		1	09/17/22	09/17/22 16:29	1011
Diisopropyl ether	ND	ug/L	1.0		1	09/17/22	09/17/22 16:29	1011
Ethylbenzene	ND	ug/L	1.0		1	09/17/22	09/17/22 16:29	1011
2-Hexanone (MBK)	ND	ug/L	5.0		1	09/17/22	09/17/22 16:29	1011
Isopropylbenzene	ND	ug/L	1.0		1	09/17/22	09/17/22 16:29	1011
Methyl Acetate	ND	ug/L	1.0		1	09/17/22	09/17/22 16:29	1011
Methylcyclohexane	ND	ug/L	1.0		1	09/17/22	09/17/22 16:29	1011
Methylene chloride	ND	ug/L	1.0		1	09/17/22	09/17/22 16:29	1011
4-Methyl-2-Pentanone (MIBK)	ND	ug/L	5.0		1	09/17/22	09/17/22 16:29	1011
Methyl-t-Butyl Ether	ND	ug/L	1.0		1	09/17/22	09/17/22 16:29	1011
Naphthalene	ND	ug/L	1.0		1	09/17/22	09/17/22 16:29	1011
Styrene	ND	ug/L	1.0		1	09/17/22	09/17/22 16:29	1011
1,1,2,2-Tetrachloroethane	ND	ug/L	1.0		1	09/17/22	09/17/22 16:29	1011
Tetrachloroethene	ND	ug/L	1.0		1	09/17/22	09/17/22 16:29	1011
Toluene	ND	ug/L	1.0		1	09/17/22	09/17/22 16:29	1011
1,2,3-Trichlorobenzene	ND	ug/L	1.0		1	09/17/22	09/17/22 16:29	1011
1,2,4-Trichlorobenzene	ND	ug/L	1.0		1	09/17/22	09/17/22 16:29	1011
1,1,1-Trichloroethane	ND	ug/L	1.0		1	09/17/22	09/17/22 16:29	1011
Trichloroethene	ND	ug/L	1.0		1	09/17/22	09/17/22 16:29	1011
1,1,2-Trichloroethane	ND	ug/L	1.0		1	09/17/22	09/17/22 16:29	1011
Trichlorofluoromethane	ND	ug/L	1.0		1	09/17/22	09/17/22 16:29	1011
1,1,2-Trichlorotrifluoroethane	ND	ug/L	1.0		1	09/17/22	09/17/22 16:29	1011
Vinyl chloride	ND	ug/L	1.0		1	09/17/22	09/17/22 16:29	1011
m&p-Xylene	ND	ug/L	2.0		1	09/17/22	09/17/22 16:29	1011
o-Xylene	ND	ug/L	1.0		1	09/17/22	09/17/22 16:29	1011

Surrogate(s)	*Recovery*		*Limits*				
4-Bromofluorobenzene	*97*	*%*	*88-120*		*1*	*09/17/22*	*09/17/22 16:29*	*1011*
Dibromofluoromethane	*99*	*%*	*92-107*		*1*	*09/17/22*	*09/17/22 16:29*	*1011*
Toluene-D8	*100*	*%*	*95-106*		*1*	*09/17/22*	*09/17/22 16:29*	*1011*

PHASE SEPARATION SCIENCE

6630 Baltimore National Pike
Baltimore, MD 21228
410-747-8770
800-932-9047
www.phaseonline.com

Certificate of Analysis

Project Name: Chester River Hospital Center
PSS Project No.: 22091530

Sample ID: S-2 **Date/Time Sampled: 09/14/2022 13:10** **PSS Sample ID: 22091530-009**
Matrix: GROUND WATER **Date/Time Received: 09/15/2022 17:00**

Total Petroleum Hydrocarbons - DRO Analytical Method: SW-846 8015C DRO Preparation Method: SW3510C

	Result	Units	RL	Flag	Dil	Prepared	Analyzed	Analyst
TPH-DRO (Diesel Range Organics)	ND	mg/L	0.10		1	09/20/22	09/20/22 13:41	1069
Surrogate(s)	***Recovery***		***Limits***					
o-Terphenyl	*94*	*%*	*52-100*		*1*	*09/20/22*	*09/20/22 13:41*	*1069*

TCL Volatiles plus Oxygenates Analytical Method: SW-846 8260 D Preparation Method: SW5030B
Qualifier(s): See Batch 197341 on Case Narrative.

	Result	Units	RL	Flag	Dil	Prepared	Analyzed	Analyst
Acetone	ND	ug/L	5.0		1	09/17/22	09/17/22 16:52	1011
tert-Amyl alcohol	ND	ug/L	5.0		1	09/17/22	09/17/22 16:52	1011
tert-Amyl ethyl ether	ND	ug/L	1.0		1	09/17/22	09/17/22 16:52	1011
tert-Amyl methyl ether	ND	ug/L	1.0		1	09/17/22	09/17/22 16:52	1011
Benzene	ND	ug/L	1.0		1	09/17/22	09/17/22 16:52	1011
Bromochloromethane	ND	ug/L	1.0		1	09/17/22	09/17/22 16:52	1011
Bromodichloromethane	ND	ug/L	1.0		1	09/17/22	09/17/22 16:52	1011
Bromoform	ND	ug/L	1.0		1	09/17/22	09/17/22 16:52	1011
Bromomethane	ND	ug/L	1.0		1	09/17/22	09/17/22 16:52	1011
tert-Butyl alcohol	ND	ug/L	5.0		1	09/17/22	09/17/22 16:52	1011
2-Butanone (MEK)	ND	ug/L	5.0		1	09/17/22	09/17/22 16:52	1011
tert-Butyl ethyl ether	ND	ug/L	1.0		1	09/17/22	09/17/22 16:52	1011
Carbon Disulfide	ND	ug/L	1.0		1	09/17/22	09/17/22 16:52	1011
Carbon tetrachloride	ND	ug/L	1.0		1	09/17/22	09/17/22 16:52	1011
Chlorobenzene	ND	ug/L	1.0		1	09/17/22	09/17/22 16:52	1011
Chloroethane	ND	ug/L	1.0		1	09/17/22	09/17/22 16:52	1011
Chloroform	ND	ug/L	1.0		1	09/17/22	09/17/22 16:52	1011
Chloromethane	ND	ug/L	1.0		1	09/17/22	09/17/22 16:52	1011
Cyclohexane	ND	ug/L	1.0		1	09/17/22	09/17/22 16:52	1011
1,2-Dibromo-3-chloropropane	ND	ug/L	1.0		1	09/17/22	09/17/22 16:52	1011
Dibromochloromethane	ND	ug/L	1.0		1	09/17/22	09/17/22 16:52	1011
1,2-Dibromoethane	ND	ug/L	1.0		1	09/17/22	09/17/22 16:52	1011
1,2-Dichlorobenzene	ND	ug/L	1.0		1	09/17/22	09/17/22 16:52	1011
1,3-Dichlorobenzene	ND	ug/L	1.0		1	09/17/22	09/17/22 16:52	1011
Dichlorodifluoromethane	ND	ug/L	1.0		1	09/17/22	09/17/22 16:52	1011
1,4-Dichlorobenzene	ND	ug/L	1.0		1	09/17/22	09/17/22 16:52	1011
1,1-Dichloroethane	ND	ug/L	1.0		1	09/17/22	09/17/22 16:52	1011

PHASE SEPARATION SCIENCE

6630 Baltimore National Pike
Baltimore, MD 21228
410-747-8770
800-932-9047
www.phaseonline.com

Certificate of Analysis

Project Name: Chester River Hospital Center
PSS Project No.: 22091530

Sample ID: S-2 **Date/Time Sampled: 09/14/2022 13:10** **PSS Sample ID: 22091530-009**
Matrix: GROUND WATER **Date/Time Received: 09/15/2022 17:00**

TCL Volatiles plus Oxygenates Analytical Method: SW-846 8260 D Preparation Method: SW5030B

Qualifier(s): See Batch 197341 on Case Narrative.

	Result	Units	RL	Flag	Dil	Prepared	Analyzed	Analyst
1,2-Dichloroethane	ND	ug/L	1.0		1	09/17/22	09/17/22 16:52	1011
cis-1,2-Dichloroethene	ND	ug/L	1.0		1	09/17/22	09/17/22 16:52	1011
1,1-Dichloroethene	ND	ug/L	1.0		1	09/17/22	09/17/22 16:52	1011
1,2-Dichloropropane	ND	ug/L	1.0		1	09/17/22	09/17/22 16:52	1011
cis-1,3-Dichloropropene	ND	ug/L	1.0		1	09/17/22	09/17/22 16:52	1011
trans-1,3-Dichloropropene	ND	ug/L	1.0		1	09/17/22	09/17/22 16:52	1011
trans-1,2-Dichloroethene	ND	ug/L	1.0		1	09/17/22	09/17/22 16:52	1011
Diisopropyl ether	ND	ug/L	1.0		1	09/17/22	09/17/22 16:52	1011
Ethylbenzene	ND	ug/L	1.0		1	09/17/22	09/17/22 16:52	1011
2-Hexanone (MBK)	ND	ug/L	5.0		1	09/17/22	09/17/22 16:52	1011
Isopropylbenzene	ND	ug/L	1.0		1	09/17/22	09/17/22 16:52	1011
Methyl Acetate	ND	ug/L	1.0		1	09/17/22	09/17/22 16:52	1011
Methylcyclohexane	ND	ug/L	1.0		1	09/17/22	09/17/22 16:52	1011
Methylene chloride	ND	ug/L	1.0		1	09/17/22	09/17/22 16:52	1011
4-Methyl-2-Pentanone (MIBK)	ND	ug/L	5.0		1	09/17/22	09/17/22 16:52	1011
Methyl-t-Butyl Ether	ND	ug/L	1.0		1	09/17/22	09/17/22 16:52	1011
Naphthalene	ND	ug/L	1.0		1	09/17/22	09/17/22 16:52	1011
Styrene	ND	ug/L	1.0		1	09/17/22	09/17/22 16:52	1011
1,1,2,2-Tetrachloroethane	ND	ug/L	1.0		1	09/17/22	09/17/22 16:52	1011
Tetrachloroethene	ND	ug/L	1.0		1	09/17/22	09/17/22 16:52	1011
Toluene	ND	ug/L	1.0		1	09/17/22	09/17/22 16:52	1011
1,2,3-Trichlorobenzene	ND	ug/L	1.0		1	09/17/22	09/17/22 16:52	1011
1,2,4-Trichlorobenzene	ND	ug/L	1.0		1	09/17/22	09/17/22 16:52	1011
1,1,1-Trichloroethane	ND	ug/L	1.0		1	09/17/22	09/17/22 16:52	1011
Trichloroethene	ND	ug/L	1.0		1	09/17/22	09/17/22 16:52	1011
1,1,2-Trichloroethane	ND	ug/L	1.0		1	09/17/22	09/17/22 16:52	1011
Trichlorofluoromethane	ND	ug/L	1.0		1	09/17/22	09/17/22 16:52	1011
1,1,2-Trichlorotrifluoroethane	ND	ug/L	1.0		1	09/17/22	09/17/22 16:52	1011
Vinyl chloride	ND	ug/L	1.0		1	09/17/22	09/17/22 16:52	1011
m&p-Xylene	ND	ug/L	2.0		1	09/17/22	09/17/22 16:52	1011
o-Xylene	ND	ug/L	1.0		1	09/17/22	09/17/22 16:52	1011

Surrogate(s)	*Recovery*		*Limits*				
4-Bromofluorobenzene	*102*	*%*	*88-120*	*1*	*09/17/22*	*09/17/22 16:52*	*1011*
Dibromofluoromethane	*100*	*%*	*92-107*	*1*	*09/17/22*	*09/17/22 16:52*	*1011*
Toluene-D8	*99*	*%*	*95-106*	*1*	*09/17/22*	*09/17/22 16:52*	*1011*

PHASE SEPARATION SCIENCE

6630 Baltimore National Pike
Baltimore, MD 21228
410-747-8770
800-932-9047
www.phaseonline.com

Certificate of Analysis

Project Name: Chester River Hospital Center
PSS Project No.: 22091530

Sample ID: Trip Blank **Date/Time Sampled: 09/14/2022 00:00** **PSS Sample ID: 22091530-010**
Matrix: WATER **Date/Time Received: 09/15/2022 17:00**

TCL Volatiles plus Oxygenates Analytical Method: SW-846 8260 D Preparation Method: SW5030B

Qualifier(s): See Batch 197341 on Case Narrative.

	Result	Units	RL	Flag	Dil	Prepared	Analyzed	Analyst
Acetone	ND	ug/L	5.0		1	09/17/22	09/17/22 17:14	1011
tert-Amyl alcohol	ND	ug/L	5.0		1	09/17/22	09/17/22 17:14	1011
tert-Amyl ethyl ether	ND	ug/L	1.0		1	09/17/22	09/17/22 17:14	1011
tert-Amyl methyl ether	ND	ug/L	1.0		1	09/17/22	09/17/22 17:14	1011
Benzene	ND	ug/L	1.0		1	09/17/22	09/17/22 17:14	1011
Bromochloromethane	ND	ug/L	1.0		1	09/17/22	09/17/22 17:14	1011
Bromodichloromethane	ND	ug/L	1.0		1	09/17/22	09/17/22 17:14	1011
Bromoform	ND	ug/L	1.0		1	09/17/22	09/17/22 17:14	1011
Bromomethane	ND	ug/L	1.0		1	09/17/22	09/17/22 17:14	1011
tert-Butyl alcohol	ND	ug/L	5.0		1	09/17/22	09/17/22 17:14	1011
2-Butanone (MEK)	ND	ug/L	5.0		1	09/17/22	09/17/22 17:14	1011
tert-Butyl ethyl ether	ND	ug/L	1.0		1	09/17/22	09/17/22 17:14	1011
Carbon Disulfide	ND	ug/L	1.0		1	09/17/22	09/17/22 17:14	1011
Carbon tetrachloride	ND	ug/L	1.0		1	09/17/22	09/17/22 17:14	1011
Chlorobenzene	ND	ug/L	1.0		1	09/17/22	09/17/22 17:14	1011
Chloroethane	ND	ug/L	1.0		1	09/17/22	09/17/22 17:14	1011
Chloroform	ND	ug/L	1.0		1	09/17/22	09/17/22 17:14	1011
Chloromethane	ND	ug/L	1.0		1	09/17/22	09/17/22 17:14	1011
Cyclohexane	ND	ug/L	1.0		1	09/17/22	09/17/22 17:14	1011
1,2-Dibromo-3-chloropropane	ND	ug/L	1.0		1	09/17/22	09/17/22 17:14	1011
Dibromochloromethane	ND	ug/L	1.0		1	09/17/22	09/17/22 17:14	1011
1,2-Dibromoethane	ND	ug/L	1.0		1	09/17/22	09/17/22 17:14	1011
1,2-Dichlorobenzene	ND	ug/L	1.0		1	09/17/22	09/17/22 17:14	1011
1,3-Dichlorobenzene	ND	ug/L	1.0		1	09/17/22	09/17/22 17:14	1011
Dichlorodifluoromethane	ND	ug/L	1.0		1	09/17/22	09/17/22 17:14	1011
1,4-Dichlorobenzene	ND	ug/L	1.0		1	09/17/22	09/17/22 17:14	1011
1,1-Dichloroethane	ND	ug/L	1.0		1	09/17/22	09/17/22 17:14	1011
1,2-Dichloroethane	ND	ug/L	1.0		1	09/17/22	09/17/22 17:14	1011
cis-1,2-Dichloroethene	ND	ug/L	1.0		1	09/17/22	09/17/22 17:14	1011
1,1-Dichloroethene	ND	ug/L	1.0		1	09/17/22	09/17/22 17:14	1011
1,2-Dichloropropane	ND	ug/L	1.0		1	09/17/22	09/17/22 17:14	1011
cis-1,3-Dichloropropene	ND	ug/L	1.0		1	09/17/22	09/17/22 17:14	1011
trans-1,3-Dichloropropene	ND	ug/L	1.0		1	09/17/22	09/17/22 17:14	1011
trans-1,2-Dichloroethene	ND	ug/L	1.0		1	09/17/22	09/17/22 17:14	1011
Diisopropyl ether	ND	ug/L	1.0		1	09/17/22	09/17/22 17:14	1011

PHASE SEPARATION SCIENCE

6630 Baltimore National Pike
Baltimore, MD 21228
410-747-8770
800-932-9047
www.phaseonline.com

Certificate of Analysis

Project Name: Chester River Hospital Center
PSS Project No.: 22091530

Sample ID: Trip Blank **Date/Time Sampled: 09/14/2022 00:00** **PSS Sample ID: 22091530-010**
Matrix: WATER **Date/Time Received: 09/15/2022 17:00**

TCL Volatiles plus Oxygenates Analytical Method: SW-846 8260 D Preparation Method: SW5030B

Qualifier(s): See Batch 197341 on Case Narrative.

	Result	Units	RL	Flag	Dil	Prepared	Analyzed	Analyst
Ethylbenzene	ND	ug/L	1.0		1	09/17/22	09/17/22 17:14	1011
2-Hexanone (MBK)	ND	ug/L	5.0		1	09/17/22	09/17/22 17:14	1011
Isopropylbenzene	ND	ug/L	1.0		1	09/17/22	09/17/22 17:14	1011
Methyl Acetate	ND	ug/L	1.0		1	09/17/22	09/17/22 17:14	1011
Methylcyclohexane	ND	ug/L	1.0		1	09/17/22	09/17/22 17:14	1011
Methylene chloride	ND	ug/L	1.0		1	09/17/22	09/17/22 17:14	1011
4-Methyl-2-Pentanone (MIBK)	ND	ug/L	5.0		1	09/17/22	09/17/22 17:14	1011
Methyl-t-Butyl Ether	ND	ug/L	1.0		1	09/17/22	09/17/22 17:14	1011
Naphthalene	ND	ug/L	1.0		1	09/17/22	09/17/22 17:14	1011
Styrene	ND	ug/L	1.0		1	09/17/22	09/17/22 17:14	1011
1,1,2,2-Tetrachloroethane	ND	ug/L	1.0		1	09/17/22	09/17/22 17:14	1011
Tetrachloroethene	ND	ug/L	1.0		1	09/17/22	09/17/22 17:14	1011
Toluene	ND	ug/L	1.0		1	09/17/22	09/17/22 17:14	1011
1,2,3-Trichlorobenzene	ND	ug/L	1.0		1	09/17/22	09/17/22 17:14	1011
1,2,4-Trichlorobenzene	ND	ug/L	1.0		1	09/17/22	09/17/22 17:14	1011
1,1,1-Trichloroethane	ND	ug/L	1.0		1	09/17/22	09/17/22 17:14	1011
Trichloroethene	ND	ug/L	1.0		1	09/17/22	09/17/22 17:14	1011
1,1,2-Trichloroethane	ND	ug/L	1.0		1	09/17/22	09/17/22 17:14	1011
Trichlorofluoromethane	ND	ug/L	1.0		1	09/17/22	09/17/22 17:14	1011
1,1,2-Trichlorotrifluoroethane	ND	ug/L	1.0		1	09/17/22	09/17/22 17:14	1011
Vinyl chloride	ND	ug/L	1.0		1	09/17/22	09/17/22 17:14	1011
m&p-Xylene	ND	ug/L	2.0		1	09/17/22	09/17/22 17:14	1011
o-Xylene	ND	ug/L	1.0		1	09/17/22	09/17/22 17:14	1011

Surrogate(s)	*Recovery*		*Limits*				
4-Bromofluorobenzene	*100*	*%*	*88-120*		*1*	*09/17/22*	*09/17/22 17:14*	*1011*
Dibromofluoromethane	*101*	*%*	*92-107*		*1*	*09/17/22*	*09/17/22 17:14*	*1011*
Toluene-D8	*100*	*%*	*95-106*		*1*	*09/17/22*	*09/17/22 17:14*	*1011*

PHASE SEPARATION SCIENCE

6630 Baltimore National Pike
Baltimore, MD 21228
410-747-8770
800-932-9047
www.phaseonline.com

Certificate of Analysis

Project Name: Chester River Hospital Center
PSS Project No.: 22091530

Sample ID: MW-34 **Date/Time Sampled: 09/14/2022 14:10** **PSS Sample ID: 22091530-011**
Matrix: GROUND WATER **Date/Time Received: 09/15/2022 17:00**

Total Petroleum Hydrocarbons - DRO Analytical Method: SW-846 8015C DRO Preparation Method: SW3510C

	Result	Units	RL	Flag	Dil	Prepared	Analyzed	Analyst
TPH-DRO (Diesel Range Organics)	ND	mg/L	0.10		1	09/20/22	09/20/22 15:21	1069
Surrogate(s)	***Recovery***		***Limits***					
o-Terphenyl	*85*	*%*	*52-100*		*1*	*09/20/22*	*09/20/22 15:21*	*1069*

TCL Volatiles plus Oxygenates Analytical Method: SW-846 8260 D Preparation Method: SW5030B

Qualifier(s): See Batch 197341 on Case Narrative.

	Result	Units	RL	Flag	Dil	Prepared	Analyzed	Analyst
Acetone	ND	ug/L	5.0		1	09/17/22	09/17/22 17:37	1011
tert-Amyl alcohol	ND	ug/L	5.0		1	09/17/22	09/17/22 17:37	1011
tert-Amyl ethyl ether	ND	ug/L	1.0		1	09/17/22	09/17/22 17:37	1011
tert-Amyl methyl ether	ND	ug/L	1.0		1	09/17/22	09/17/22 17:37	1011
Benzene	ND	ug/L	1.0		1	09/17/22	09/17/22 17:37	1011
Bromochloromethane	ND	ug/L	1.0		1	09/17/22	09/17/22 17:37	1011
Bromodichloromethane	ND	ug/L	1.0		1	09/17/22	09/17/22 17:37	1011
Bromoform	ND	ug/L	1.0		1	09/17/22	09/17/22 17:37	1011
Bromomethane	ND	ug/L	1.0		1	09/17/22	09/17/22 17:37	1011
tert-Butyl alcohol	ND	ug/L	5.0		1	09/17/22	09/17/22 17:37	1011
2-Butanone (MEK)	ND	ug/L	5.0		1	09/17/22	09/17/22 17:37	1011
tert-Butyl ethyl ether	ND	ug/L	1.0		1	09/17/22	09/17/22 17:37	1011
Carbon Disulfide	ND	ug/L	1.0		1	09/17/22	09/17/22 17:37	1011
Carbon tetrachloride	ND	ug/L	1.0		1	09/17/22	09/17/22 17:37	1011
Chlorobenzene	ND	ug/L	1.0		1	09/17/22	09/17/22 17:37	1011
Chloroethane	ND	ug/L	1.0		1	09/17/22	09/17/22 17:37	1011
Chloroform	ND	ug/L	1.0		1	09/17/22	09/17/22 17:37	1011
Chloromethane	ND	ug/L	1.0		1	09/17/22	09/17/22 17:37	1011
Cyclohexane	ND	ug/L	1.0		1	09/17/22	09/17/22 17:37	1011
1,2-Dibromo-3-chloropropane	ND	ug/L	1.0		1	09/17/22	09/17/22 17:37	1011
Dibromochloromethane	ND	ug/L	1.0		1	09/17/22	09/17/22 17:37	1011
1,2-Dibromoethane	ND	ug/L	1.0		1	09/17/22	09/17/22 17:37	1011
1,2-Dichlorobenzene	ND	ug/L	1.0		1	09/17/22	09/17/22 17:37	1011
1,3-Dichlorobenzene	ND	ug/L	1.0		1	09/17/22	09/17/22 17:37	1011
Dichlorodifluoromethane	ND	ug/L	1.0		1	09/17/22	09/17/22 17:37	1011
1,4-Dichlorobenzene	ND	ug/L	1.0		1	09/17/22	09/17/22 17:37	1011
1,1-Dichloroethane	ND	ug/L	1.0		1	09/17/22	09/17/22 17:37	1011

PHASE SEPARATION SCIENCE

6630 Baltimore National Pike
Baltimore, MD 21228
410-747-8770
800-932-9047
www.phaseonline.com

Certificate of Analysis

Project Name: Chester River Hospital Center
PSS Project No.: 22091530

Sample ID: MW-34 **Date/Time Sampled: 09/14/2022 14:10** **PSS Sample ID: 22091530-011**
Matrix: GROUND WATER **Date/Time Received: 09/15/2022 17:00**

TCL Volatiles plus Oxygenates Analytical Method: SW-846 8260 D Preparation Method: SW5030B

Qualifier(s): See Batch 197341 on Case Narrative.

	Result	Units	RL	Flag	Dil	Prepared	Analyzed	Analyst
1,2-Dichloroethane	ND	ug/L	1.0		1	09/17/22	09/17/22 17:37	1011
cis-1,2-Dichloroethene	ND	ug/L	1.0		1	09/17/22	09/17/22 17:37	1011
1,1-Dichloroethene	ND	ug/L	1.0		1	09/17/22	09/17/22 17:37	1011
1,2-Dichloropropane	ND	ug/L	1.0		1	09/17/22	09/17/22 17:37	1011
cis-1,3-Dichloropropene	ND	ug/L	1.0		1	09/17/22	09/17/22 17:37	1011
trans-1,3-Dichloropropene	ND	ug/L	1.0		1	09/17/22	09/17/22 17:37	1011
trans-1,2-Dichloroethene	ND	ug/L	1.0		1	09/17/22	09/17/22 17:37	1011
Diisopropyl ether	ND	ug/L	1.0		1	09/17/22	09/17/22 17:37	1011
Ethylbenzene	ND	ug/L	1.0		1	09/17/22	09/17/22 17:37	1011
2-Hexanone (MBK)	ND	ug/L	5.0		1	09/17/22	09/17/22 17:37	1011
Isopropylbenzene	ND	ug/L	1.0		1	09/17/22	09/17/22 17:37	1011
Methyl Acetate	ND	ug/L	1.0		1	09/17/22	09/17/22 17:37	1011
Methylcyclohexane	ND	ug/L	1.0		1	09/17/22	09/17/22 17:37	1011
Methylene chloride	ND	ug/L	1.0		1	09/17/22	09/17/22 17:37	1011
4-Methyl-2-Pentanone (MIBK)	ND	ug/L	5.0		1	09/17/22	09/17/22 17:37	1011
Methyl-t-Butyl Ether	ND	ug/L	1.0		1	09/17/22	09/17/22 17:37	1011
Naphthalene	ND	ug/L	1.0		1	09/17/22	09/17/22 17:37	1011
Styrene	ND	ug/L	1.0		1	09/17/22	09/17/22 17:37	1011
1,1,2,2-Tetrachloroethane	ND	ug/L	1.0		1	09/17/22	09/17/22 17:37	1011
Tetrachloroethene	ND	ug/L	1.0		1	09/17/22	09/17/22 17:37	1011
Toluene	ND	ug/L	1.0		1	09/17/22	09/17/22 17:37	1011
1,2,3-Trichlorobenzene	ND	ug/L	1.0		1	09/17/22	09/17/22 17:37	1011
1,2,4-Trichlorobenzene	ND	ug/L	1.0		1	09/17/22	09/17/22 17:37	1011
1,1,1-Trichloroethane	ND	ug/L	1.0		1	09/17/22	09/17/22 17:37	1011
Trichloroethene	ND	ug/L	1.0		1	09/17/22	09/17/22 17:37	1011
1,1,2-Trichloroethane	ND	ug/L	1.0		1	09/17/22	09/17/22 17:37	1011
Trichlorofluoromethane	ND	ug/L	1.0		1	09/17/22	09/17/22 17:37	1011
1,1,2-Trichlorotrifluoroethane	ND	ug/L	1.0		1	09/17/22	09/17/22 17:37	1011
Vinyl chloride	ND	ug/L	1.0		1	09/17/22	09/17/22 17:37	1011
m&p-Xylene	ND	ug/L	2.0		1	09/17/22	09/17/22 17:37	1011
o-Xylene	ND	ug/L	1.0		1	09/17/22	09/17/22 17:37	1011

Surrogate(s)	*Recovery*		*Limits*				
4-Bromofluorobenzene	*98*	*%*	*88-120*		*1*	*09/17/22*	*09/17/22 17:37*	*1011*
Dibromofluoromethane	*102*	*%*	*92-107*		*1*	*09/17/22*	*09/17/22 17:37*	*1011*
Toluene-D8	*101*	*%*	*95-106*		*1*	*09/17/22*	*09/17/22 17:37*	*1011*

PHASE SEPARATION SCIENCE

6630 Baltimore National Pike
Baltimore, MD 21228
410-747-8770
800-932-9047
www.phaseonline.com

Certificate of Analysis

Project Name: Chester River Hospital Center
PSS Project No.: 22091530

Sample ID: MW-17 **Date/Time Sampled: 09/14/2022 13:35** **PSS Sample ID: 22091530-012**
Matrix: GROUND WATER **Date/Time Received: 09/15/2022 17:00**

Total Petroleum Hydrocarbons - DRO Analytical Method: SW-846 8015C DRO Preparation Method: SW3510C

	Result	Units	RL	Flag	Dil	Prepared	Analyzed	Analyst
TPH-DRO (Diesel Range Organics)	ND	mg/L	0.10		1	09/20/22	09/20/22 15:46	1069
Surrogate(s)	***Recovery***		***Limits***					
o-Terphenyl	*50*	*%*	*52-100*	*	*1*	*09/20/22*	*09/20/22 15:46*	*1069*

TCL Volatiles plus Oxygenates Analytical Method: SW-846 8260 D Preparation Method: SW5030B

Qualifier(s): See Batch 197341 on Case Narrative.

	Result	Units	RL	Flag	Dil	Prepared	Analyzed	Analyst
Acetone	ND	ug/L	5.0		1	09/17/22	09/17/22 18:00	1011
tert-Amyl alcohol	ND	ug/L	5.0		1	09/17/22	09/17/22 18:00	1011
tert-Amyl ethyl ether	ND	ug/L	1.0		1	09/17/22	09/17/22 18:00	1011
tert-Amyl methyl ether	ND	ug/L	1.0		1	09/17/22	09/17/22 18:00	1011
Benzene	ND	ug/L	1.0		1	09/17/22	09/17/22 18:00	1011
Bromochloromethane	ND	ug/L	1.0		1	09/17/22	09/17/22 18:00	1011
Bromodichloromethane	ND	ug/L	1.0		1	09/17/22	09/17/22 18:00	1011
Bromoform	ND	ug/L	1.0		1	09/17/22	09/17/22 18:00	1011
Bromomethane	ND	ug/L	1.0		1	09/17/22	09/17/22 18:00	1011
tert-Butyl alcohol	ND	ug/L	5.0		1	09/17/22	09/17/22 18:00	1011
2-Butanone (MEK)	ND	ug/L	5.0		1	09/17/22	09/17/22 18:00	1011
tert-Butyl ethyl ether	ND	ug/L	1.0		1	09/17/22	09/17/22 18:00	1011
Carbon Disulfide	ND	ug/L	1.0		1	09/17/22	09/17/22 18:00	1011
Carbon tetrachloride	ND	ug/L	1.0		1	09/17/22	09/17/22 18:00	1011
Chlorobenzene	ND	ug/L	1.0		1	09/17/22	09/17/22 18:00	1011
Chloroethane	ND	ug/L	1.0		1	09/17/22	09/17/22 18:00	1011
Chloroform	ND	ug/L	1.0		1	09/17/22	09/17/22 18:00	1011
Chloromethane	ND	ug/L	1.0		1	09/17/22	09/17/22 18:00	1011
Cyclohexane	ND	ug/L	1.0		1	09/17/22	09/17/22 18:00	1011
1,2-Dibromo-3-chloropropane	ND	ug/L	1.0		1	09/17/22	09/17/22 18:00	1011
Dibromochloromethane	ND	ug/L	1.0		1	09/17/22	09/17/22 18:00	1011
1,2-Dibromoethane	ND	ug/L	1.0		1	09/17/22	09/17/22 18:00	1011
1,2-Dichlorobenzene	ND	ug/L	1.0		1	09/17/22	09/17/22 18:00	1011
1,3-Dichlorobenzene	ND	ug/L	1.0		1	09/17/22	09/17/22 18:00	1011
Dichlorodifluoromethane	ND	ug/L	1.0		1	09/17/22	09/17/22 18:00	1011
1,4-Dichlorobenzene	ND	ug/L	1.0		1	09/17/22	09/17/22 18:00	1011
1,1-Dichloroethane	ND	ug/L	1.0		1	09/17/22	09/17/22 18:00	1011

PHASE SEPARATION SCIENCE

6630 Baltimore National Pike
Baltimore, MD 21228
410-747-8770
800-932-9047
www.phaseonline.com

Certificate of Analysis

Project Name: Chester River Hospital Center
PSS Project No.: 22091530

Sample ID: MW-17 **Date/Time Sampled: 09/14/2022 13:35** **PSS Sample ID: 22091530-012**
Matrix: GROUND WATER **Date/Time Received: 09/15/2022 17:00**

TCL Volatiles plus Oxygenates Analytical Method: SW-846 8260 D Preparation Method: SW5030B

Qualifier(s): See Batch 197341 on Case Narrative.

	Result	Units	RL	Flag	Dil	Prepared	Analyzed	Analyst
1,2-Dichloroethane	ND	ug/L	1.0		1	09/17/22	09/17/22 18:00	1011
cis-1,2-Dichloroethene	ND	ug/L	1.0		1	09/17/22	09/17/22 18:00	1011
1,1-Dichloroethene	ND	ug/L	1.0		1	09/17/22	09/17/22 18:00	1011
1,2-Dichloropropane	ND	ug/L	1.0		1	09/17/22	09/17/22 18:00	1011
cis-1,3-Dichloropropene	ND	ug/L	1.0		1	09/17/22	09/17/22 18:00	1011
trans-1,3-Dichloropropene	ND	ug/L	1.0		1	09/17/22	09/17/22 18:00	1011
trans-1,2-Dichloroethene	ND	ug/L	1.0		1	09/17/22	09/17/22 18:00	1011
Diisopropyl ether	ND	ug/L	1.0		1	09/17/22	09/17/22 18:00	1011
Ethylbenzene	ND	ug/L	1.0		1	09/17/22	09/17/22 18:00	1011
2-Hexanone (MBK)	ND	ug/L	5.0		1	09/17/22	09/17/22 18:00	1011
Isopropylbenzene	ND	ug/L	1.0		1	09/17/22	09/17/22 18:00	1011
Methyl Acetate	ND	ug/L	1.0		1	09/17/22	09/17/22 18:00	1011
Methylcyclohexane	ND	ug/L	1.0		1	09/17/22	09/17/22 18:00	1011
Methylene chloride	ND	ug/L	1.0		1	09/17/22	09/17/22 18:00	1011
4-Methyl-2-Pentanone (MIBK)	ND	ug/L	5.0		1	09/17/22	09/17/22 18:00	1011
Methyl-t-Butyl Ether	ND	ug/L	1.0		1	09/17/22	09/17/22 18:00	1011
Naphthalene	ND	ug/L	1.0		1	09/17/22	09/17/22 18:00	1011
Styrene	ND	ug/L	1.0		1	09/17/22	09/17/22 18:00	1011
1,1,2,2-Tetrachloroethane	ND	ug/L	1.0		1	09/17/22	09/17/22 18:00	1011
Tetrachloroethene	ND	ug/L	1.0		1	09/17/22	09/17/22 18:00	1011
Toluene	ND	ug/L	1.0		1	09/17/22	09/17/22 18:00	1011
1,2,3-Trichlorobenzene	ND	ug/L	1.0		1	09/17/22	09/17/22 18:00	1011
1,2,4-Trichlorobenzene	ND	ug/L	1.0		1	09/17/22	09/17/22 18:00	1011
1,1,1-Trichloroethane	ND	ug/L	1.0		1	09/17/22	09/17/22 18:00	1011
Trichloroethene	ND	ug/L	1.0		1	09/17/22	09/17/22 18:00	1011
1,1,2-Trichloroethane	ND	ug/L	1.0		1	09/17/22	09/17/22 18:00	1011
Trichlorofluoromethane	ND	ug/L	1.0		1	09/17/22	09/17/22 18:00	1011
1,1,2-Trichlorotrifluoroethane	ND	ug/L	1.0		1	09/17/22	09/17/22 18:00	1011
Vinyl chloride	ND	ug/L	1.0		1	09/17/22	09/17/22 18:00	1011
m&p-Xylene	ND	ug/L	2.0		1	09/17/22	09/17/22 18:00	1011
o-Xylene	ND	ug/L	1.0		1	09/17/22	09/17/22 18:00	1011

Surrogate(s)	*Recovery*		*Limits*				
4-Bromofluorobenzene	*100*	*%*	*88-120*	*1*	*09/17/22*	*09/17/22 18:00*	*1011*
Dibromofluoromethane	*101*	*%*	*92-107*	*1*	*09/17/22*	*09/17/22 18:00*	*1011*
Toluene-D8	*100*	*%*	*95-106*	*1*	*09/17/22*	*09/17/22 18:00*	*1011*

PHASE SEPARATION SCIENCE

6630 Baltimore National Pike
Baltimore, MD 21228
410-747-8770
800-932-9047
www.phaseonline.com

Certificate of Analysis

Project Name: Chester River Hospital Center
PSS Project No.: 22091530

Sample ID: MW-15 **Date/Time Sampled: 09/14/2022 12:55** **PSS Sample ID: 22091530-013**
Matrix: GROUND WATER **Date/Time Received: 09/15/2022 17:00**

Total Petroleum Hydrocarbons - DRO Analytical Method: SW-846 8015C DRO Preparation Method: SW3510C

	Result	Units	RL	Flag	Dil	Prepared	Analyzed	Analyst
TPH-DRO (Diesel Range Organics)	ND	mg/L	0.10		1	09/20/22	09/20/22 15:21	1069
Surrogate(s)	***Recovery***		***Limits***					
o-Terphenyl	*83*	*%*	*52-100*		*1*	*09/20/22*	*09/20/22 15:21*	*1069*

TCL Volatiles plus Oxygenates Analytical Method: SW-846 8260 D Preparation Method: SW5030B

Qualifier(s): See Batch 197341 on Case Narrative.

	Result	Units	RL	Flag	Dil	Prepared	Analyzed	Analyst
Acetone	ND	ug/L	5.0		1	09/17/22	09/17/22 18:23	1011
tert-Amyl alcohol	ND	ug/L	5.0		1	09/17/22	09/17/22 18:23	1011
tert-Amyl ethyl ether	ND	ug/L	1.0		1	09/17/22	09/17/22 18:23	1011
tert-Amyl methyl ether	ND	ug/L	1.0		1	09/17/22	09/17/22 18:23	1011
Benzene	ND	ug/L	1.0		1	09/17/22	09/17/22 18:23	1011
Bromochloromethane	ND	ug/L	1.0		1	09/17/22	09/17/22 18:23	1011
Bromodichloromethane	ND	ug/L	1.0		1	09/17/22	09/17/22 18:23	1011
Bromoform	ND	ug/L	1.0		1	09/17/22	09/17/22 18:23	1011
Bromomethane	ND	ug/L	1.0		1	09/17/22	09/17/22 18:23	1011
tert-Butyl alcohol	ND	ug/L	5.0		1	09/17/22	09/17/22 18:23	1011
2-Butanone (MEK)	ND	ug/L	5.0		1	09/17/22	09/17/22 18:23	1011
tert-Butyl ethyl ether	ND	ug/L	1.0		1	09/17/22	09/17/22 18:23	1011
Carbon Disulfide	ND	ug/L	1.0		1	09/17/22	09/17/22 18:23	1011
Carbon tetrachloride	ND	ug/L	1.0		1	09/17/22	09/17/22 18:23	1011
Chlorobenzene	ND	ug/L	1.0		1	09/17/22	09/17/22 18:23	1011
Chloroethane	ND	ug/L	1.0		1	09/17/22	09/17/22 18:23	1011
Chloroform	ND	ug/L	1.0		1	09/17/22	09/17/22 18:23	1011
Chloromethane	ND	ug/L	1.0		1	09/17/22	09/17/22 18:23	1011
Cyclohexane	ND	ug/L	1.0		1	09/17/22	09/17/22 18:23	1011
1,2-Dibromo-3-chloropropane	ND	ug/L	1.0		1	09/17/22	09/17/22 18:23	1011
Dibromochloromethane	ND	ug/L	1.0		1	09/17/22	09/17/22 18:23	1011
1,2-Dibromoethane	ND	ug/L	1.0		1	09/17/22	09/17/22 18:23	1011
1,2-Dichlorobenzene	ND	ug/L	1.0		1	09/17/22	09/17/22 18:23	1011
1,3-Dichlorobenzene	ND	ug/L	1.0		1	09/17/22	09/17/22 18:23	1011
Dichlorodifluoromethane	ND	ug/L	1.0		1	09/17/22	09/17/22 18:23	1011
1,4-Dichlorobenzene	ND	ug/L	1.0		1	09/17/22	09/17/22 18:23	1011
1,1-Dichloroethane	ND	ug/L	1.0		1	09/17/22	09/17/22 18:23	1011

PHASE SEPARATION SCIENCE

6630 Baltimore National Pike
Baltimore, MD 21228
410-747-8770
800-932-9047
www.phaseonline.com

Certificate of Analysis

Project Name: Chester River Hospital Center
PSS Project No.: 22091530

Sample ID: MW-15 **Date/Time Sampled: 09/14/2022 12:55** **PSS Sample ID: 22091530-013**
Matrix: GROUND WATER **Date/Time Received: 09/15/2022 17:00**

TCL Volatiles plus Oxygenates Analytical Method: SW-846 8260 D Preparation Method: SW5030B

Qualifier(s): See Batch 197341 on Case Narrative.

	Result	Units	RL	Flag	Dil	Prepared	Analyzed	Analyst
1,2-Dichloroethane	ND	ug/L	1.0		1	09/17/22	09/17/22 18:23	1011
cis-1,2-Dichloroethene	ND	ug/L	1.0		1	09/17/22	09/17/22 18:23	1011
1,1-Dichloroethene	ND	ug/L	1.0		1	09/17/22	09/17/22 18:23	1011
1,2-Dichloropropane	ND	ug/L	1.0		1	09/17/22	09/17/22 18:23	1011
cis-1,3-Dichloropropene	ND	ug/L	1.0		1	09/17/22	09/17/22 18:23	1011
trans-1,3-Dichloropropene	ND	ug/L	1.0		1	09/17/22	09/17/22 18:23	1011
trans-1,2-Dichloroethene	ND	ug/L	1.0		1	09/17/22	09/17/22 18:23	1011
Diisopropyl ether	ND	ug/L	1.0		1	09/17/22	09/17/22 18:23	1011
Ethylbenzene	ND	ug/L	1.0		1	09/17/22	09/17/22 18:23	1011
2-Hexanone (MBK)	ND	ug/L	5.0		1	09/17/22	09/17/22 18:23	1011
Isopropylbenzene	ND	ug/L	1.0		1	09/17/22	09/17/22 18:23	1011
Methyl Acetate	ND	ug/L	1.0		1	09/17/22	09/17/22 18:23	1011
Methylcyclohexane	ND	ug/L	1.0		1	09/17/22	09/17/22 18:23	1011
Methylene chloride	ND	ug/L	1.0		1	09/17/22	09/17/22 18:23	1011
4-Methyl-2-Pentanone (MIBK)	ND	ug/L	5.0		1	09/17/22	09/17/22 18:23	1011
Methyl-t-Butyl Ether	ND	ug/L	1.0		1	09/17/22	09/17/22 18:23	1011
Naphthalene	ND	ug/L	1.0		1	09/17/22	09/17/22 18:23	1011
Styrene	ND	ug/L	1.0		1	09/17/22	09/17/22 18:23	1011
1,1,2,2-Tetrachloroethane	ND	ug/L	1.0		1	09/17/22	09/17/22 18:23	1011
Tetrachloroethene	ND	ug/L	1.0		1	09/17/22	09/17/22 18:23	1011
Toluene	ND	ug/L	1.0		1	09/17/22	09/17/22 18:23	1011
1,2,3-Trichlorobenzene	ND	ug/L	1.0		1	09/17/22	09/17/22 18:23	1011
1,2,4-Trichlorobenzene	ND	ug/L	1.0		1	09/17/22	09/17/22 18:23	1011
1,1,1-Trichloroethane	ND	ug/L	1.0		1	09/17/22	09/17/22 18:23	1011
Trichloroethene	ND	ug/L	1.0		1	09/17/22	09/17/22 18:23	1011
1,1,2-Trichloroethane	ND	ug/L	1.0		1	09/17/22	09/17/22 18:23	1011
Trichlorofluoromethane	ND	ug/L	1.0		1	09/17/22	09/17/22 18:23	1011
1,1,2-Trichlorotrifluoroethane	ND	ug/L	1.0		1	09/17/22	09/17/22 18:23	1011
Vinyl chloride	ND	ug/L	1.0		1	09/17/22	09/17/22 18:23	1011
m&p-Xylene	ND	ug/L	2.0		1	09/17/22	09/17/22 18:23	1011
o-Xylene	ND	ug/L	1.0		1	09/17/22	09/17/22 18:23	1011

Surrogate(s)	*Recovery*		*Limits*				
4-Bromofluorobenzene	*100*	*%*	*88-120*	*1*	*09/17/22*	*09/17/22 18:23*	*1011*
Dibromofluoromethane	*101*	*%*	*92-107*	*1*	*09/17/22*	*09/17/22 18:23*	*1011*
Toluene-D8	*100*	*%*	*95-106*	*1*	*09/17/22*	*09/17/22 18:23*	*1011*

PHASE SEPARATION SCIENCE

6630 Baltimore National Pike
Baltimore, MD 21228
410-747-8770
800-932-9047
www.phaseonline.com

Certificate of Analysis

Project Name: Chester River Hospital Center
PSS Project No.: 22091530

Sample ID: MW-49 **Date/Time Sampled: 09/14/2022 12:20** **PSS Sample ID: 22091530-014**
Matrix: GROUND WATER **Date/Time Received: 09/15/2022 17:00**

Total Petroleum Hydrocarbons - DRO Analytical Method: SW-846 8015C DRO Preparation Method: SW3510C

	Result	Units	RL	Flag	Dil	Prepared	Analyzed	Analyst
TPH-DRO (Diesel Range Organics)	ND	mg/L	0.10		1	09/20/22	09/20/22 15:46	1069
Surrogate(s)	***Recovery***		***Limits***					
o-Terphenyl	*85*	*%*	*52-100*		*1*	*09/20/22*	*09/20/22 15:46*	*1069*

TCL Volatiles plus Oxygenates Analytical Method: SW-846 8260 D Preparation Method: SW5030B

Qualifier(s): See Batch 197347 on Case Narrative.

	Result	Units	RL	Flag	Dil	Prepared	Analyzed	Analyst
Acetone	ND	ug/L	5.0		1	09/18/22	09/18/22 08:40	1011
tert-Amyl alcohol	ND	ug/L	5.0		1	09/18/22	09/18/22 08:40	1011
tert-Amyl ethyl ether	ND	ug/L	1.0		1	09/18/22	09/18/22 08:40	1011
tert-Amyl methyl ether	ND	ug/L	1.0		1	09/18/22	09/18/22 08:40	1011
Benzene	ND	ug/L	1.0		1	09/18/22	09/18/22 08:40	1011
Bromochloromethane	ND	ug/L	1.0		1	09/18/22	09/18/22 08:40	1011
Bromodichloromethane	ND	ug/L	1.0		1	09/18/22	09/18/22 08:40	1011
Bromoform	ND	ug/L	1.0		1	09/18/22	09/18/22 08:40	1011
Bromomethane	ND	ug/L	1.0		1	09/18/22	09/18/22 08:40	1011
tert-Butyl alcohol	ND	ug/L	5.0		1	09/18/22	09/18/22 08:40	1011
2-Butanone (MEK)	ND	ug/L	5.0		1	09/18/22	09/18/22 08:40	1011
tert-Butyl ethyl ether	ND	ug/L	1.0		1	09/18/22	09/18/22 08:40	1011
Carbon Disulfide	ND	ug/L	1.0		1	09/18/22	09/18/22 08:40	1011
Carbon tetrachloride	ND	ug/L	1.0		1	09/18/22	09/18/22 08:40	1011
Chlorobenzene	ND	ug/L	1.0		1	09/18/22	09/18/22 08:40	1011
Chloroethane	ND	ug/L	1.0		1	09/18/22	09/18/22 08:40	1011
Chloroform	ND	ug/L	1.0		1	09/18/22	09/18/22 08:40	1011
Chloromethane	ND	ug/L	1.0		1	09/18/22	09/18/22 08:40	1011
Cyclohexane	ND	ug/L	1.0		1	09/18/22	09/18/22 08:40	1011
1,2-Dibromo-3-chloropropane	ND	ug/L	1.0		1	09/18/22	09/18/22 08:40	1011
Dibromochloromethane	ND	ug/L	1.0		1	09/18/22	09/18/22 08:40	1011
1,2-Dibromoethane	ND	ug/L	1.0		1	09/18/22	09/18/22 08:40	1011
1,2-Dichlorobenzene	ND	ug/L	1.0		1	09/18/22	09/18/22 08:40	1011
1,3-Dichlorobenzene	ND	ug/L	1.0		1	09/18/22	09/18/22 08:40	1011
Dichlorodifluoromethane	ND	ug/L	1.0		1	09/18/22	09/18/22 08:40	1011
1,4-Dichlorobenzene	ND	ug/L	1.0		1	09/18/22	09/18/22 08:40	1011
1,1-Dichloroethane	ND	ug/L	1.0		1	09/18/22	09/18/22 08:40	1011

PHASE SEPARATION SCIENCE

6630 Baltimore National Pike
Baltimore, MD 21228
410-747-8770
800-932-9047
www.phaseonline.com

Certificate of Analysis

Project Name: Chester River Hospital Center
PSS Project No.: 22091530

Sample ID: MW-49 **Date/Time Sampled: 09/14/2022 12:20** **PSS Sample ID: 22091530-014**
Matrix: GROUND WATER **Date/Time Received: 09/15/2022 17:00**

TCL Volatiles plus Oxygenates Analytical Method: SW-846 8260 D Preparation Method: SW5030B

Qualifier(s): See Batch 197347 on Case Narrative.

	Result	Units	RL	Flag	Dil	Prepared	Analyzed	Analyst
1,2-Dichloroethane	ND	ug/L	1.0		1	09/18/22	09/18/22 08:40	1011
cis-1,2-Dichloroethene	ND	ug/L	1.0		1	09/18/22	09/18/22 08:40	1011
1,1-Dichloroethene	ND	ug/L	1.0		1	09/18/22	09/18/22 08:40	1011
1,2-Dichloropropane	ND	ug/L	1.0		1	09/18/22	09/18/22 08:40	1011
cis-1,3-Dichloropropene	ND	ug/L	1.0		1	09/18/22	09/18/22 08:40	1011
trans-1,3-Dichloropropene	ND	ug/L	1.0		1	09/18/22	09/18/22 08:40	1011
trans-1,2-Dichloroethene	ND	ug/L	1.0		1	09/18/22	09/18/22 08:40	1011
Diisopropyl ether	ND	ug/L	1.0		1	09/18/22	09/18/22 08:40	1011
Ethylbenzene	ND	ug/L	1.0		1	09/18/22	09/18/22 08:40	1011
2-Hexanone (MBK)	ND	ug/L	5.0		1	09/18/22	09/18/22 08:40	1011
Isopropylbenzene	ND	ug/L	1.0		1	09/18/22	09/18/22 08:40	1011
Methyl Acetate	ND	ug/L	1.0		1	09/18/22	09/18/22 08:40	1011
Methylcyclohexane	ND	ug/L	1.0		1	09/18/22	09/18/22 08:40	1011
Methylene chloride	ND	ug/L	1.0		1	09/18/22	09/18/22 08:40	1011
4-Methyl-2-Pentanone (MIBK)	ND	ug/L	5.0		1	09/18/22	09/18/22 08:40	1011
Methyl-t-Butyl Ether	ND	ug/L	1.0		1	09/18/22	09/18/22 08:40	1011
Naphthalene	ND	ug/L	1.0		1	09/18/22	09/18/22 08:40	1011
Styrene	ND	ug/L	1.0		1	09/18/22	09/18/22 08:40	1011
1,1,2,2-Tetrachloroethane	ND	ug/L	1.0		1	09/18/22	09/18/22 08:40	1011
Tetrachloroethene	ND	ug/L	1.0		1	09/18/22	09/18/22 08:40	1011
Toluene	ND	ug/L	1.0		1	09/18/22	09/18/22 08:40	1011
1,2,3-Trichlorobenzene	ND	ug/L	1.0		1	09/18/22	09/18/22 08:40	1011
1,2,4-Trichlorobenzene	ND	ug/L	1.0		1	09/18/22	09/18/22 08:40	1011
1,1,1-Trichloroethane	ND	ug/L	1.0		1	09/18/22	09/18/22 08:40	1011
Trichloroethene	ND	ug/L	1.0		1	09/18/22	09/18/22 08:40	1011
1,1,2-Trichloroethane	ND	ug/L	1.0		1	09/18/22	09/18/22 08:40	1011
Trichlorofluoromethane	ND	ug/L	1.0		1	09/18/22	09/18/22 08:40	1011
1,1,2-Trichlorotrifluoroethane	ND	ug/L	1.0		1	09/18/22	09/18/22 08:40	1011
Vinyl chloride	ND	ug/L	1.0		1	09/18/22	09/18/22 08:40	1011
m&p-Xylene	ND	ug/L	2.0		1	09/18/22	09/18/22 08:40	1011
o-Xylene	ND	ug/L	1.0		1	09/18/22	09/18/22 08:40	1011

Surrogate(s)	*Recovery*		*Limits*				
4-Bromofluorobenzene	*104*	*%*	*88-120*	*1*	*09/18/22*	*09/18/22 08:40*	*1011*
Dibromofluoromethane	*102*	*%*	*92-107*	*1*	*09/18/22*	*09/18/22 08:40*	*1011*
Toluene-D8	*100*	*%*	*95-106*	*1*	*09/18/22*	*09/18/22 08:40*	*1011*

PHASE SEPARATION SCIENCE

6630 Baltimore National Pike
Baltimore, MD 21228
410-747-8770
800-932-9047
www.phaseonline.com

Certificate of Analysis

Project Name: Chester River Hospital Center
PSS Project No.: 22091530

Sample ID: MW-50 **Date/Time Sampled: 09/14/2022 11:40** **PSS Sample ID: 22091530-015**
Matrix: GROUND WATER **Date/Time Received: 09/15/2022 17:00**

Total Petroleum Hydrocarbons - DRO Analytical Method: SW-846 8015C DRO Preparation Method: SW3510C

	Result	Units	RL	Flag	Dil	Prepared	Analyzed	Analyst
TPH-DRO (Diesel Range Organics)	ND	mg/L	0.10		1	09/20/22	09/20/22 16:27	1069
Surrogate(s)	***Recovery***		***Limits***					
o-Terphenyl	*86*	*%*	*52-100*		*1*	*09/20/22*	*09/20/22 16:27*	*1069*

TCL Volatiles plus Oxygenates Analytical Method: SW-846 8260 D Preparation Method: SW5030B

Qualifier(s): See Batch 197347 on Case Narrative.

	Result	Units	RL	Flag	Dil	Prepared	Analyzed	Analyst
Acetone	ND	ug/L	5.0		1	09/18/22	09/18/22 09:03	1011
tert-Amyl alcohol	ND	ug/L	5.0		1	09/18/22	09/18/22 09:03	1011
tert-Amyl ethyl ether	ND	ug/L	1.0		1	09/18/22	09/18/22 09:03	1011
tert-Amyl methyl ether	ND	ug/L	1.0		1	09/18/22	09/18/22 09:03	1011
Benzene	ND	ug/L	1.0		1	09/18/22	09/18/22 09:03	1011
Bromochloromethane	ND	ug/L	1.0		1	09/18/22	09/18/22 09:03	1011
Bromodichloromethane	ND	ug/L	1.0		1	09/18/22	09/18/22 09:03	1011
Bromoform	ND	ug/L	1.0		1	09/18/22	09/18/22 09:03	1011
Bromomethane	ND	ug/L	1.0		1	09/18/22	09/18/22 09:03	1011
tert-Butyl alcohol	ND	ug/L	5.0		1	09/18/22	09/18/22 09:03	1011
2-Butanone (MEK)	ND	ug/L	5.0		1	09/18/22	09/18/22 09:03	1011
tert-Butyl ethyl ether	ND	ug/L	1.0		1	09/18/22	09/18/22 09:03	1011
Carbon Disulfide	ND	ug/L	1.0		1	09/18/22	09/18/22 09:03	1011
Carbon tetrachloride	ND	ug/L	1.0		1	09/18/22	09/18/22 09:03	1011
Chlorobenzene	ND	ug/L	1.0		1	09/18/22	09/18/22 09:03	1011
Chloroethane	ND	ug/L	1.0		1	09/18/22	09/18/22 09:03	1011
Chloroform	ND	ug/L	1.0		1	09/18/22	09/18/22 09:03	1011
Chloromethane	ND	ug/L	1.0		1	09/18/22	09/18/22 09:03	1011
Cyclohexane	ND	ug/L	1.0		1	09/18/22	09/18/22 09:03	1011
1,2-Dibromo-3-chloropropane	ND	ug/L	1.0		1	09/18/22	09/18/22 09:03	1011
Dibromochloromethane	ND	ug/L	1.0		1	09/18/22	09/18/22 09:03	1011
1,2-Dibromoethane	ND	ug/L	1.0		1	09/18/22	09/18/22 09:03	1011
1,2-Dichlorobenzene	ND	ug/L	1.0		1	09/18/22	09/18/22 09:03	1011
1,3-Dichlorobenzene	ND	ug/L	1.0		1	09/18/22	09/18/22 09:03	1011
Dichlorodifluoromethane	ND	ug/L	1.0		1	09/18/22	09/18/22 09:03	1011
1,4-Dichlorobenzene	ND	ug/L	1.0		1	09/18/22	09/18/22 09:03	1011
1,1-Dichloroethane	ND	ug/L	1.0		1	09/18/22	09/18/22 09:03	1011

PHASE SEPARATION SCIENCE

6630 Baltimore National Pike
Baltimore, MD 21228
410-747-8770
800-932-9047
www.phaseonline.com

Certificate of Analysis

Project Name: Chester River Hospital Center
PSS Project No.: 22091530

Sample ID: MW-50 **Date/Time Sampled: 09/14/2022 11:40** **PSS Sample ID: 22091530-015**
Matrix: GROUND WATER **Date/Time Received: 09/15/2022 17:00**

TCL Volatiles plus Oxygenates Analytical Method: SW-846 8260 D Preparation Method: SW5030B

Qualifier(s): See Batch 197347 on Case Narrative.

	Result	Units	RL	Flag	Dil	Prepared	Analyzed	Analyst
1,2-Dichloroethane	ND	ug/L	1.0		1	09/18/22	09/18/22 09:03	1011
cis-1,2-Dichloroethene	ND	ug/L	1.0		1	09/18/22	09/18/22 09:03	1011
1,1-Dichloroethene	ND	ug/L	1.0		1	09/18/22	09/18/22 09:03	1011
1,2-Dichloropropane	ND	ug/L	1.0		1	09/18/22	09/18/22 09:03	1011
cis-1,3-Dichloropropene	ND	ug/L	1.0		1	09/18/22	09/18/22 09:03	1011
trans-1,3-Dichloropropene	ND	ug/L	1.0		1	09/18/22	09/18/22 09:03	1011
trans-1,2-Dichloroethene	ND	ug/L	1.0		1	09/18/22	09/18/22 09:03	1011
Diisopropyl ether	ND	ug/L	1.0		1	09/18/22	09/18/22 09:03	1011
Ethylbenzene	ND	ug/L	1.0		1	09/18/22	09/18/22 09:03	1011
2-Hexanone (MBK)	ND	ug/L	5.0		1	09/18/22	09/18/22 09:03	1011
Isopropylbenzene	ND	ug/L	1.0		1	09/18/22	09/18/22 09:03	1011
Methyl Acetate	ND	ug/L	1.0		1	09/18/22	09/18/22 09:03	1011
Methylcyclohexane	ND	ug/L	1.0		1	09/18/22	09/18/22 09:03	1011
Methylene chloride	ND	ug/L	1.0		1	09/18/22	09/18/22 09:03	1011
4-Methyl-2-Pentanone (MIBK)	ND	ug/L	5.0		1	09/18/22	09/18/22 09:03	1011
Methyl-t-Butyl Ether	ND	ug/L	1.0		1	09/18/22	09/18/22 09:03	1011
Naphthalene	ND	ug/L	1.0		1	09/18/22	09/18/22 09:03	1011
Styrene	ND	ug/L	1.0		1	09/18/22	09/18/22 09:03	1011
1,1,2,2-Tetrachloroethane	ND	ug/L	1.0		1	09/18/22	09/18/22 09:03	1011
Tetrachloroethene	ND	ug/L	1.0		1	09/18/22	09/18/22 09:03	1011
Toluene	ND	ug/L	1.0		1	09/18/22	09/18/22 09:03	1011
1,2,3-Trichlorobenzene	ND	ug/L	1.0		1	09/18/22	09/18/22 09:03	1011
1,2,4-Trichlorobenzene	ND	ug/L	1.0		1	09/18/22	09/18/22 09:03	1011
1,1,1-Trichloroethane	ND	ug/L	1.0		1	09/18/22	09/18/22 09:03	1011
Trichloroethene	ND	ug/L	1.0		1	09/18/22	09/18/22 09:03	1011
1,1,2-Trichloroethane	ND	ug/L	1.0		1	09/18/22	09/18/22 09:03	1011
Trichlorofluoromethane	ND	ug/L	1.0		1	09/18/22	09/18/22 09:03	1011
1,1,2-Trichlorotrifluoroethane	ND	ug/L	1.0		1	09/18/22	09/18/22 09:03	1011
Vinyl chloride	ND	ug/L	1.0		1	09/18/22	09/18/22 09:03	1011
m&p-Xylene	ND	ug/L	2.0		1	09/18/22	09/18/22 09:03	1011
o-Xylene	ND	ug/L	1.0		1	09/18/22	09/18/22 09:03	1011

Surrogate(s)	*Recovery*		*Limits*				
4-Bromofluorobenzene	*100*	*%*	*88-120*	*1*	*09/18/22*	*09/18/22 09:03*	*1011*
Dibromofluoromethane	*102*	*%*	*92-107*	*1*	*09/18/22*	*09/18/22 09:03*	*1011*
Toluene-D8	*100*	*%*	*95-106*	*1*	*09/18/22*	*09/18/22 09:03*	*1011*

PHASE SEPARATION SCIENCE

6630 Baltimore National Pike
Baltimore, MD 21228
410-747-8770
800-932-9047
www.phaseonline.com

Certificate of Analysis

Project Name: Chester River Hospital Center
PSS Project No.: 22091530

Sample ID: MW-16 **Date/Time Sampled: 09/14/2022 10:50** **PSS Sample ID: 22091530-016**
Matrix: GROUND WATER **Date/Time Received: 09/15/2022 17:00**

Total Petroleum Hydrocarbons - DRO Analytical Method: SW-846 8015C DRO Preparation Method: SW3510C

	Result	Units	RL	Flag	Dil	Prepared	Analyzed	Analyst
TPH-DRO (Diesel Range Organics)	ND	mg/L	0.10		1	09/20/22	09/20/22 19:21	1069
Surrogate(s)	***Recovery***		***Limits***					
o-Terphenyl	*90*	*%*	*52-100*		*1*	*09/20/22*	*09/20/22 19:21*	*1069*

TCL Volatiles plus Oxygenates Analytical Method: SW-846 8260 D Preparation Method: SW5030B

Qualifier(s): See Batch 197347 on Case Narrative.

	Result	Units	RL	Flag	Dil	Prepared	Analyzed	Analyst
Acetone	ND	ug/L	5.0		1	09/18/22	09/18/22 09:26	1011
tert-Amyl alcohol	ND	ug/L	5.0		1	09/18/22	09/18/22 09:26	1011
tert-Amyl ethyl ether	ND	ug/L	1.0		1	09/18/22	09/18/22 09:26	1011
tert-Amyl methyl ether	ND	ug/L	1.0		1	09/18/22	09/18/22 09:26	1011
Benzene	ND	ug/L	1.0		1	09/18/22	09/18/22 09:26	1011
Bromochloromethane	ND	ug/L	1.0		1	09/18/22	09/18/22 09:26	1011
Bromodichloromethane	ND	ug/L	1.0		1	09/18/22	09/18/22 09:26	1011
Bromoform	ND	ug/L	1.0		1	09/18/22	09/18/22 09:26	1011
Bromomethane	ND	ug/L	1.0		1	09/18/22	09/18/22 09:26	1011
tert-Butyl alcohol	ND	ug/L	5.0		1	09/18/22	09/18/22 09:26	1011
2-Butanone (MEK)	ND	ug/L	5.0		1	09/18/22	09/18/22 09:26	1011
tert-Butyl ethyl ether	ND	ug/L	1.0		1	09/18/22	09/18/22 09:26	1011
Carbon Disulfide	ND	ug/L	1.0		1	09/18/22	09/18/22 09:26	1011
Carbon tetrachloride	ND	ug/L	1.0		1	09/18/22	09/18/22 09:26	1011
Chlorobenzene	ND	ug/L	1.0		1	09/18/22	09/18/22 09:26	1011
Chloroethane	ND	ug/L	1.0		1	09/18/22	09/18/22 09:26	1011
Chloroform	ND	ug/L	1.0		1	09/18/22	09/18/22 09:26	1011
Chloromethane	ND	ug/L	1.0		1	09/18/22	09/18/22 09:26	1011
Cyclohexane	ND	ug/L	1.0		1	09/18/22	09/18/22 09:26	1011
1,2-Dibromo-3-chloropropane	ND	ug/L	1.0		1	09/18/22	09/18/22 09:26	1011
Dibromochloromethane	ND	ug/L	1.0		1	09/18/22	09/18/22 09:26	1011
1,2-Dibromoethane	ND	ug/L	1.0		1	09/18/22	09/18/22 09:26	1011
1,2-Dichlorobenzene	ND	ug/L	1.0		1	09/18/22	09/18/22 09:26	1011
1,3-Dichlorobenzene	ND	ug/L	1.0		1	09/18/22	09/18/22 09:26	1011
Dichlorodifluoromethane	ND	ug/L	1.0		1	09/18/22	09/18/22 09:26	1011
1,4-Dichlorobenzene	ND	ug/L	1.0		1	09/18/22	09/18/22 09:26	1011
1,1-Dichloroethane	ND	ug/L	1.0		1	09/18/22	09/18/22 09:26	1011

PHASE SEPARATION SCIENCE

6630 Baltimore National Pike
Baltimore, MD 21228
410-747-8770
800-932-9047
www.phaseonline.com

Certificate of Analysis

Project Name: Chester River Hospital Center
PSS Project No.: 22091530

Sample ID: MW-16 **Date/Time Sampled: 09/14/2022 10:50** **PSS Sample ID: 22091530-016**
Matrix: GROUND WATER **Date/Time Received: 09/15/2022 17:00**

TCL Volatiles plus Oxygenates Analytical Method: SW-846 8260 D Preparation Method: SW5030B

Qualifier(s): See Batch 197347 on Case Narrative.

	Result	Units	RL	Flag	Dil	Prepared	Analyzed	Analyst
1,2-Dichloroethane	ND	ug/L	1.0		1	09/18/22	09/18/22 09:26	1011
cis-1,2-Dichloroethene	ND	ug/L	1.0		1	09/18/22	09/18/22 09:26	1011
1,1-Dichloroethene	ND	ug/L	1.0		1	09/18/22	09/18/22 09:26	1011
1,2-Dichloropropane	ND	ug/L	1.0		1	09/18/22	09/18/22 09:26	1011
cis-1,3-Dichloropropene	ND	ug/L	1.0		1	09/18/22	09/18/22 09:26	1011
trans-1,3-Dichloropropene	ND	ug/L	1.0		1	09/18/22	09/18/22 09:26	1011
trans-1,2-Dichloroethene	ND	ug/L	1.0		1	09/18/22	09/18/22 09:26	1011
Diisopropyl ether	ND	ug/L	1.0		1	09/18/22	09/18/22 09:26	1011
Ethylbenzene	ND	ug/L	1.0		1	09/18/22	09/18/22 09:26	1011
2-Hexanone (MBK)	ND	ug/L	5.0		1	09/18/22	09/18/22 09:26	1011
Isopropylbenzene	ND	ug/L	1.0		1	09/18/22	09/18/22 09:26	1011
Methyl Acetate	ND	ug/L	1.0		1	09/18/22	09/18/22 09:26	1011
Methylcyclohexane	ND	ug/L	1.0		1	09/18/22	09/18/22 09:26	1011
Methylene chloride	ND	ug/L	1.0		1	09/18/22	09/18/22 09:26	1011
4-Methyl-2-Pentanone (MIBK)	ND	ug/L	5.0		1	09/18/22	09/18/22 09:26	1011
Methyl-t-Butyl Ether	ND	ug/L	1.0		1	09/18/22	09/18/22 09:26	1011
Naphthalene	ND	ug/L	1.0		1	09/18/22	09/18/22 09:26	1011
Styrene	ND	ug/L	1.0		1	09/18/22	09/18/22 09:26	1011
1,1,2,2-Tetrachloroethane	ND	ug/L	1.0		1	09/18/22	09/18/22 09:26	1011
Tetrachloroethene	ND	ug/L	1.0		1	09/18/22	09/18/22 09:26	1011
Toluene	ND	ug/L	1.0		1	09/18/22	09/18/22 09:26	1011
1,2,3-Trichlorobenzene	ND	ug/L	1.0		1	09/18/22	09/18/22 09:26	1011
1,2,4-Trichlorobenzene	ND	ug/L	1.0		1	09/18/22	09/18/22 09:26	1011
1,1,1-Trichloroethane	ND	ug/L	1.0		1	09/18/22	09/18/22 09:26	1011
Trichloroethene	ND	ug/L	1.0		1	09/18/22	09/18/22 09:26	1011
1,1,2-Trichloroethane	ND	ug/L	1.0		1	09/18/22	09/18/22 09:26	1011
Trichlorofluoromethane	ND	ug/L	1.0		1	09/18/22	09/18/22 09:26	1011
1,1,2-Trichlorotrifluoroethane	ND	ug/L	1.0		1	09/18/22	09/18/22 09:26	1011
Vinyl chloride	ND	ug/L	1.0		1	09/18/22	09/18/22 09:26	1011
m&p-Xylene	ND	ug/L	2.0		1	09/18/22	09/18/22 09:26	1011
o-Xylene	ND	ug/L	1.0		1	09/18/22	09/18/22 09:26	1011

Surrogate(s)	*Recovery*		*Limits*				
4-Bromofluorobenzene	*100*	*%*	*88-120*	*1*	*09/18/22*	*09/18/22 09:26*	*1011*
Dibromofluoromethane	*101*	*%*	*92-107*	*1*	*09/18/22*	*09/18/22 09:26*	*1011*
Toluene-D8	*100*	*%*	*95-106*	*1*	*09/18/22*	*09/18/22 09:26*	*1011*

PHASE SEPARATION SCIENCE

6630 Baltimore National Pike
Baltimore, MD 21228
410-747-8770
800-932-9047
www.phaseonline.com

Certificate of Analysis

Project Name: Chester River Hospital Center
PSS Project No.: 22091530

Sample ID: MW-33 **Date/Time Sampled: 09/14/2022 14:15** **PSS Sample ID: 22091530-017**
Matrix: GROUND WATER **Date/Time Received: 09/15/2022 17:00**

Total Petroleum Hydrocarbons - DRO Analytical Method: SW-846 8015C DRO Preparation Method: SW3510C

	Result	Units	RL	Flag	Dil	Prepared	Analyzed	Analyst
TPH-DRO (Diesel Range Organics)	ND	mg/L	0.10		1	09/20/22	09/20/22 16:27	1069
Surrogate(s)	***Recovery***		***Limits***					
o-Terphenyl	*77*	*%*	*52-100*		*1*	*09/20/22*	*09/20/22 16:27*	*1069*

TCL Volatiles plus Oxygenates Analytical Method: SW-846 8260 D Preparation Method: SW5030B

Qualifier(s): See Batch 197347 on Case Narrative.

	Result	Units	RL	Flag	Dil	Prepared	Analyzed	Analyst
Acetone	ND	ug/L	5.0		1	09/18/22	09/18/22 09:48	1011
tert-Amyl alcohol	ND	ug/L	5.0		1	09/18/22	09/18/22 09:48	1011
tert-Amyl ethyl ether	ND	ug/L	1.0		1	09/18/22	09/18/22 09:48	1011
tert-Amyl methyl ether	ND	ug/L	1.0		1	09/18/22	09/18/22 09:48	1011
Benzene	ND	ug/L	1.0		1	09/18/22	09/18/22 09:48	1011
Bromochloromethane	ND	ug/L	1.0		1	09/18/22	09/18/22 09:48	1011
Bromodichloromethane	ND	ug/L	1.0		1	09/18/22	09/18/22 09:48	1011
Bromoform	ND	ug/L	1.0		1	09/18/22	09/18/22 09:48	1011
Bromomethane	ND	ug/L	1.0		1	09/18/22	09/18/22 09:48	1011
tert-Butyl alcohol	ND	ug/L	5.0		1	09/18/22	09/18/22 09:48	1011
2-Butanone (MEK)	ND	ug/L	5.0		1	09/18/22	09/18/22 09:48	1011
tert-Butyl ethyl ether	ND	ug/L	1.0		1	09/18/22	09/18/22 09:48	1011
Carbon Disulfide	ND	ug/L	1.0		1	09/18/22	09/18/22 09:48	1011
Carbon tetrachloride	ND	ug/L	1.0		1	09/18/22	09/18/22 09:48	1011
Chlorobenzene	ND	ug/L	1.0		1	09/18/22	09/18/22 09:48	1011
Chloroethane	ND	ug/L	1.0		1	09/18/22	09/18/22 09:48	1011
Chloroform	ND	ug/L	1.0		1	09/18/22	09/18/22 09:48	1011
Chloromethane	ND	ug/L	1.0		1	09/18/22	09/18/22 09:48	1011
Cyclohexane	ND	ug/L	1.0		1	09/18/22	09/18/22 09:48	1011
1,2-Dibromo-3-chloropropane	ND	ug/L	1.0		1	09/18/22	09/18/22 09:48	1011
Dibromochloromethane	ND	ug/L	1.0		1	09/18/22	09/18/22 09:48	1011
1,2-Dibromoethane	ND	ug/L	1.0		1	09/18/22	09/18/22 09:48	1011
1,2-Dichlorobenzene	ND	ug/L	1.0		1	09/18/22	09/18/22 09:48	1011
1,3-Dichlorobenzene	ND	ug/L	1.0		1	09/18/22	09/18/22 09:48	1011
Dichlorodifluoromethane	ND	ug/L	1.0		1	09/18/22	09/18/22 09:48	1011
1,4-Dichlorobenzene	ND	ug/L	1.0		1	09/18/22	09/18/22 09:48	1011
1,1-Dichloroethane	ND	ug/L	1.0		1	09/18/22	09/18/22 09:48	1011

PHASE SEPARATION SCIENCE

6630 Baltimore National Pike
Baltimore, MD 21228
410-747-8770
800-932-9047
www.phaseonline.com

Certificate of Analysis

Project Name: Chester River Hospital Center
PSS Project No.: 22091530

Sample ID: MW-33 **Date/Time Sampled: 09/14/2022 14:15** **PSS Sample ID: 22091530-017**
Matrix: GROUND WATER **Date/Time Received: 09/15/2022 17:00**

TCL Volatiles plus Oxygenates Analytical Method: SW-846 8260 D Preparation Method: SW5030B

Qualifier(s): See Batch 197347 on Case Narrative.

	Result	Units	RL	Flag	Dil	Prepared	Analyzed	Analyst
1,2-Dichloroethane	ND	ug/L	1.0		1	09/18/22	09/18/22 09:48	1011
cis-1,2-Dichloroethene	ND	ug/L	1.0		1	09/18/22	09/18/22 09:48	1011
1,1-Dichloroethene	ND	ug/L	1.0		1	09/18/22	09/18/22 09:48	1011
1,2-Dichloropropane	ND	ug/L	1.0		1	09/18/22	09/18/22 09:48	1011
cis-1,3-Dichloropropene	ND	ug/L	1.0		1	09/18/22	09/18/22 09:48	1011
trans-1,3-Dichloropropene	ND	ug/L	1.0		1	09/18/22	09/18/22 09:48	1011
trans-1,2-Dichloroethene	ND	ug/L	1.0		1	09/18/22	09/18/22 09:48	1011
Diisopropyl ether	ND	ug/L	1.0		1	09/18/22	09/18/22 09:48	1011
Ethylbenzene	ND	ug/L	1.0		1	09/18/22	09/18/22 09:48	1011
2-Hexanone (MBK)	ND	ug/L	5.0		1	09/18/22	09/18/22 09:48	1011
Isopropylbenzene	ND	ug/L	1.0		1	09/18/22	09/18/22 09:48	1011
Methyl Acetate	ND	ug/L	1.0		1	09/18/22	09/18/22 09:48	1011
Methylcyclohexane	ND	ug/L	1.0		1	09/18/22	09/18/22 09:48	1011
Methylene chloride	ND	ug/L	1.0		1	09/18/22	09/18/22 09:48	1011
4-Methyl-2-Pentanone (MIBK)	ND	ug/L	5.0		1	09/18/22	09/18/22 09:48	1011
Methyl-t-Butyl Ether	ND	ug/L	1.0		1	09/18/22	09/18/22 09:48	1011
Naphthalene	ND	ug/L	1.0		1	09/18/22	09/18/22 09:48	1011
Styrene	ND	ug/L	1.0		1	09/18/22	09/18/22 09:48	1011
1,1,2,2-Tetrachloroethane	ND	ug/L	1.0		1	09/18/22	09/18/22 09:48	1011
Tetrachloroethene	ND	ug/L	1.0		1	09/18/22	09/18/22 09:48	1011
Toluene	ND	ug/L	1.0		1	09/18/22	09/18/22 09:48	1011
1,2,3-Trichlorobenzene	ND	ug/L	1.0		1	09/18/22	09/18/22 09:48	1011
1,2,4-Trichlorobenzene	ND	ug/L	1.0		1	09/18/22	09/18/22 09:48	1011
1,1,1-Trichloroethane	ND	ug/L	1.0		1	09/18/22	09/18/22 09:48	1011
Trichloroethene	ND	ug/L	1.0		1	09/18/22	09/18/22 09:48	1011
1,1,2-Trichloroethane	ND	ug/L	1.0		1	09/18/22	09/18/22 09:48	1011
Trichlorofluoromethane	ND	ug/L	1.0		1	09/18/22	09/18/22 09:48	1011
1,1,2-Trichlorotrifluoroethane	ND	ug/L	1.0		1	09/18/22	09/18/22 09:48	1011
Vinyl chloride	ND	ug/L	1.0		1	09/18/22	09/18/22 09:48	1011
m&p-Xylene	ND	ug/L	2.0		1	09/18/22	09/18/22 09:48	1011
o-Xylene	ND	ug/L	1.0		1	09/18/22	09/18/22 09:48	1011

Surrogate(s)	*Recovery*		*Limits*				
4-Bromofluorobenzene	*103*	*%*	*88-120*	*1*	*09/18/22*	*09/18/22 09:48*	*1011*
Dibromofluoromethane	*102*	*%*	*92-107*	*1*	*09/18/22*	*09/18/22 09:48*	*1011*
Toluene-D8	*99*	*%*	*95-106*	*1*	*09/18/22*	*09/18/22 09:48*	*1011*

PHASE SEPARATION SCIENCE

6630 Baltimore National Pike
Baltimore, MD 21228
410-747-8770
800-932-9047
www.phaseonline.com

Certificate of Analysis

Project Name: Chester River Hospital Center
PSS Project No.: 22091530

Sample ID: MW-48 **Date/Time Sampled: 09/14/2022 14:19** **PSS Sample ID: 22091530-018**
Matrix: GROUND WATER **Date/Time Received: 09/15/2022 17:00**

Total Petroleum Hydrocarbons - DRO Analytical Method: SW-846 8015C DRO Preparation Method: SW3510C

	Result	Units	RL	Flag	Dil	Prepared	Analyzed	Analyst
TPH-DRO (Diesel Range Organics)	ND	mg/L	0.10		1	09/20/22	09/20/22 16:52	1069
Surrogate(s)	***Recovery***		***Limits***					
o-Terphenyl	*94*	*%*	*52-100*		*1*	*09/20/22*	*09/20/22 16:52*	*1069*

TCL Volatiles plus Oxygenates Analytical Method: SW-846 8260 D Preparation Method: SW5030B

Qualifier(s): See Batch 197347 on Case Narrative.

	Result	Units	RL	Flag	Dil	Prepared	Analyzed	Analyst
Acetone	ND	ug/L	5.0		1	09/18/22	09/18/22 10:11	1011
tert-Amyl alcohol	ND	ug/L	5.0		1	09/18/22	09/18/22 10:11	1011
tert-Amyl ethyl ether	ND	ug/L	1.0		1	09/18/22	09/18/22 10:11	1011
tert-Amyl methyl ether	ND	ug/L	1.0		1	09/18/22	09/18/22 10:11	1011
Benzene	ND	ug/L	1.0		1	09/18/22	09/18/22 10:11	1011
Bromochloromethane	ND	ug/L	1.0		1	09/18/22	09/18/22 10:11	1011
Bromodichloromethane	ND	ug/L	1.0		1	09/18/22	09/18/22 10:11	1011
Bromoform	ND	ug/L	1.0		1	09/18/22	09/18/22 10:11	1011
Bromomethane	ND	ug/L	1.0		1	09/18/22	09/18/22 10:11	1011
tert-Butyl alcohol	ND	ug/L	5.0		1	09/18/22	09/18/22 10:11	1011
2-Butanone (MEK)	ND	ug/L	5.0		1	09/18/22	09/18/22 10:11	1011
tert-Butyl ethyl ether	ND	ug/L	1.0		1	09/18/22	09/18/22 10:11	1011
Carbon Disulfide	ND	ug/L	1.0		1	09/18/22	09/18/22 10:11	1011
Carbon tetrachloride	ND	ug/L	1.0		1	09/18/22	09/18/22 10:11	1011
Chlorobenzene	ND	ug/L	1.0		1	09/18/22	09/18/22 10:11	1011
Chloroethane	ND	ug/L	1.0		1	09/18/22	09/18/22 10:11	1011
Chloroform	ND	ug/L	1.0		1	09/18/22	09/18/22 10:11	1011
Chloromethane	ND	ug/L	1.0		1	09/18/22	09/18/22 10:11	1011
Cyclohexane	ND	ug/L	1.0		1	09/18/22	09/18/22 10:11	1011
1,2-Dibromo-3-chloropropane	ND	ug/L	1.0		1	09/18/22	09/18/22 10:11	1011
Dibromochloromethane	ND	ug/L	1.0		1	09/18/22	09/18/22 10:11	1011
1,2-Dibromoethane	ND	ug/L	1.0		1	09/18/22	09/18/22 10:11	1011
1,2-Dichlorobenzene	ND	ug/L	1.0		1	09/18/22	09/18/22 10:11	1011
1,3-Dichlorobenzene	ND	ug/L	1.0		1	09/18/22	09/18/22 10:11	1011
Dichlorodifluoromethane	ND	ug/L	1.0		1	09/18/22	09/18/22 10:11	1011
1,4-Dichlorobenzene	ND	ug/L	1.0		1	09/18/22	09/18/22 10:11	1011
1,1-Dichloroethane	ND	ug/L	1.0		1	09/18/22	09/18/22 10:11	1011

PHASE SEPARATION SCIENCE

6630 Baltimore National Pike
Baltimore, MD 21228
410-747-8770
800-932-9047
www.phaseonline.com

Certificate of Analysis

Project Name: Chester River Hospital Center
PSS Project No.: 22091530

Sample ID: MW-48 **Date/Time Sampled: 09/14/2022 14:19** **PSS Sample ID: 22091530-018**
Matrix: GROUND WATER **Date/Time Received: 09/15/2022 17:00**

TCL Volatiles plus Oxygenates Analytical Method: SW-846 8260 D Preparation Method: SW5030B

Qualifier(s): See Batch 197347 on Case Narrative.

	Result	Units	RL	Flag	Dil	Prepared	Analyzed	Analyst
1,2-Dichloroethane	ND	ug/L	1.0		1	09/18/22	09/18/22 10:11	1011
cis-1,2-Dichloroethene	ND	ug/L	1.0		1	09/18/22	09/18/22 10:11	1011
1,1-Dichloroethene	ND	ug/L	1.0		1	09/18/22	09/18/22 10:11	1011
1,2-Dichloropropane	ND	ug/L	1.0		1	09/18/22	09/18/22 10:11	1011
cis-1,3-Dichloropropene	ND	ug/L	1.0		1	09/18/22	09/18/22 10:11	1011
trans-1,3-Dichloropropene	ND	ug/L	1.0		1	09/18/22	09/18/22 10:11	1011
trans-1,2-Dichloroethene	ND	ug/L	1.0		1	09/18/22	09/18/22 10:11	1011
Diisopropyl ether	ND	ug/L	1.0		1	09/18/22	09/18/22 10:11	1011
Ethylbenzene	ND	ug/L	1.0		1	09/18/22	09/18/22 10:11	1011
2-Hexanone (MBK)	ND	ug/L	5.0		1	09/18/22	09/18/22 10:11	1011
Isopropylbenzene	ND	ug/L	1.0		1	09/18/22	09/18/22 10:11	1011
Methyl Acetate	ND	ug/L	1.0		1	09/18/22	09/18/22 10:11	1011
Methylcyclohexane	ND	ug/L	1.0		1	09/18/22	09/18/22 10:11	1011
Methylene chloride	ND	ug/L	1.0		1	09/18/22	09/18/22 10:11	1011
4-Methyl-2-Pentanone (MIBK)	ND	ug/L	5.0		1	09/18/22	09/18/22 10:11	1011
Methyl-t-Butyl Ether	ND	ug/L	1.0		1	09/18/22	09/18/22 10:11	1011
Naphthalene	ND	ug/L	1.0		1	09/18/22	09/18/22 10:11	1011
Styrene	ND	ug/L	1.0		1	09/18/22	09/18/22 10:11	1011
1,1,2,2-Tetrachloroethane	ND	ug/L	1.0		1	09/18/22	09/18/22 10:11	1011
Tetrachloroethene	ND	ug/L	1.0		1	09/18/22	09/18/22 10:11	1011
Toluene	ND	ug/L	1.0		1	09/18/22	09/18/22 10:11	1011
1,2,3-Trichlorobenzene	ND	ug/L	1.0		1	09/18/22	09/18/22 10:11	1011
1,2,4-Trichlorobenzene	ND	ug/L	1.0		1	09/18/22	09/18/22 10:11	1011
1,1,1-Trichloroethane	ND	ug/L	1.0		1	09/18/22	09/18/22 10:11	1011
Trichloroethene	ND	ug/L	1.0		1	09/18/22	09/18/22 10:11	1011
1,1,2-Trichloroethane	ND	ug/L	1.0		1	09/18/22	09/18/22 10:11	1011
Trichlorofluoromethane	ND	ug/L	1.0		1	09/18/22	09/18/22 10:11	1011
1,1,2-Trichlorotrifluoroethane	ND	ug/L	1.0		1	09/18/22	09/18/22 10:11	1011
Vinyl chloride	ND	ug/L	1.0		1	09/18/22	09/18/22 10:11	1011
m&p-Xylene	ND	ug/L	2.0		1	09/18/22	09/18/22 10:11	1011
o-Xylene	ND	ug/L	1.0		1	09/18/22	09/18/22 10:11	1011

Surrogate(s)	*Recovery*		*Limits*				
4-Bromofluorobenzene	*100*	*%*	*88-120*	*1*	*09/18/22*	*09/18/22 10:11*	*1011*
Dibromofluoromethane	*102*	*%*	*92-107*	*1*	*09/18/22*	*09/18/22 10:11*	*1011*
Toluene-D8	*100*	*%*	*95-106*	*1*	*09/18/22*	*09/18/22 10:11*	*1011*

PHASE SEPARATION SCIENCE

6630 Baltimore National Pike
Baltimore, MD 21228
410-747-8770
800-932-9047
www.phaseonline.com

Certificate of Analysis

Project Name: Chester River Hospital Center
PSS Project No.: 22091530

Sample ID: MW-11 **Date/Time Sampled: 09/14/2022 15:10** **PSS Sample ID: 22091530-019**
Matrix: GROUND WATER **Date/Time Received: 09/15/2022 17:00**

Total Petroleum Hydrocarbons - DRO Analytical Method: SW-846 8015C DRO Preparation Method: SW3510C

	Result	Units	RL	Flag	Dil	Prepared	Analyzed	Analyst
TPH-DRO (Diesel Range Organics)	ND	mg/L	0.10		1	09/19/22	09/20/22 03:43	1069
Surrogate(s)	***Recovery***		***Limits***					
o-Terphenyl	*78*	*%*	*52-100*		*1*	*09/19/22*	*09/20/22 03:43*	*1069*

TCL Volatiles plus Oxygenates Analytical Method: SW-846 8260 D Preparation Method: SW5030B

Qualifier(s): See Batch 197347 on Case Narrative.

	Result	Units	RL	Flag	Dil	Prepared	Analyzed	Analyst
Acetone	ND	ug/L	5.0		1	09/18/22	09/18/22 10:34	1011
tert-Amyl alcohol	ND	ug/L	5.0		1	09/18/22	09/18/22 10:34	1011
tert-Amyl ethyl ether	ND	ug/L	1.0		1	09/18/22	09/18/22 10:34	1011
tert-Amyl methyl ether	ND	ug/L	1.0		1	09/18/22	09/18/22 10:34	1011
Benzene	ND	ug/L	1.0		1	09/18/22	09/18/22 10:34	1011
Bromochloromethane	ND	ug/L	1.0		1	09/18/22	09/18/22 10:34	1011
Bromodichloromethane	ND	ug/L	1.0		1	09/18/22	09/18/22 10:34	1011
Bromoform	ND	ug/L	1.0		1	09/18/22	09/18/22 10:34	1011
Bromomethane	ND	ug/L	1.0		1	09/18/22	09/18/22 10:34	1011
tert-Butyl alcohol	ND	ug/L	5.0		1	09/18/22	09/18/22 10:34	1011
2-Butanone (MEK)	ND	ug/L	5.0		1	09/18/22	09/18/22 10:34	1011
tert-Butyl ethyl ether	ND	ug/L	1.0		1	09/18/22	09/18/22 10:34	1011
Carbon Disulfide	ND	ug/L	1.0		1	09/18/22	09/18/22 10:34	1011
Carbon tetrachloride	ND	ug/L	1.0		1	09/18/22	09/18/22 10:34	1011
Chlorobenzene	ND	ug/L	1.0		1	09/18/22	09/18/22 10:34	1011
Chloroethane	ND	ug/L	1.0		1	09/18/22	09/18/22 10:34	1011
Chloroform	ND	ug/L	1.0		1	09/18/22	09/18/22 10:34	1011
Chloromethane	ND	ug/L	1.0		1	09/18/22	09/18/22 10:34	1011
Cyclohexane	ND	ug/L	1.0		1	09/18/22	09/18/22 10:34	1011
1,2-Dibromo-3-chloropropane	ND	ug/L	1.0		1	09/18/22	09/18/22 10:34	1011
Dibromochloromethane	ND	ug/L	1.0		1	09/18/22	09/18/22 10:34	1011
1,2-Dibromoethane	ND	ug/L	1.0		1	09/18/22	09/18/22 10:34	1011
1,2-Dichlorobenzene	ND	ug/L	1.0		1	09/18/22	09/18/22 10:34	1011
1,3-Dichlorobenzene	ND	ug/L	1.0		1	09/18/22	09/18/22 10:34	1011
Dichlorodifluoromethane	ND	ug/L	1.0		1	09/18/22	09/18/22 10:34	1011
1,4-Dichlorobenzene	ND	ug/L	1.0		1	09/18/22	09/18/22 10:34	1011
1,1-Dichloroethane	ND	ug/L	1.0		1	09/18/22	09/18/22 10:34	1011

PHASE SEPARATION SCIENCE

6630 Baltimore National Pike
Baltimore, MD 21228
410-747-8770
800-932-9047
www.phaseonline.com

Certificate of Analysis

Project Name: Chester River Hospital Center
PSS Project No.: 22091530

Sample ID: MW-11 **Date/Time Sampled: 09/14/2022 15:10** **PSS Sample ID: 22091530-019**
Matrix: GROUND WATER **Date/Time Received: 09/15/2022 17:00**

TCL Volatiles plus Oxygenates Analytical Method: SW-846 8260 D Preparation Method: SW5030B

Qualifier(s): See Batch 197347 on Case Narrative.

	Result	Units	RL	Flag	Dil	Prepared	Analyzed	Analyst
1,2-Dichloroethane	ND	ug/L	1.0		1	09/18/22	09/18/22 10:34	1011
cis-1,2-Dichloroethene	ND	ug/L	1.0		1	09/18/22	09/18/22 10:34	1011
1,1-Dichloroethene	ND	ug/L	1.0		1	09/18/22	09/18/22 10:34	1011
1,2-Dichloropropane	ND	ug/L	1.0		1	09/18/22	09/18/22 10:34	1011
cis-1,3-Dichloropropene	ND	ug/L	1.0		1	09/18/22	09/18/22 10:34	1011
trans-1,3-Dichloropropene	ND	ug/L	1.0		1	09/18/22	09/18/22 10:34	1011
trans-1,2-Dichloroethene	ND	ug/L	1.0		1	09/18/22	09/18/22 10:34	1011
Diisopropyl ether	ND	ug/L	1.0		1	09/18/22	09/18/22 10:34	1011
Ethylbenzene	ND	ug/L	1.0		1	09/18/22	09/18/22 10:34	1011
2-Hexanone (MBK)	ND	ug/L	5.0		1	09/18/22	09/18/22 10:34	1011
Isopropylbenzene	ND	ug/L	1.0		1	09/18/22	09/18/22 10:34	1011
Methyl Acetate	ND	ug/L	1.0		1	09/18/22	09/18/22 10:34	1011
Methylcyclohexane	ND	ug/L	1.0		1	09/18/22	09/18/22 10:34	1011
Methylene chloride	ND	ug/L	1.0		1	09/18/22	09/18/22 10:34	1011
4-Methyl-2-Pentanone (MIBK)	ND	ug/L	5.0		1	09/18/22	09/18/22 10:34	1011
Methyl-t-Butyl Ether	ND	ug/L	1.0		1	09/18/22	09/18/22 10:34	1011
Naphthalene	ND	ug/L	1.0		1	09/18/22	09/18/22 10:34	1011
Styrene	ND	ug/L	1.0		1	09/18/22	09/18/22 10:34	1011
1,1,2,2-Tetrachloroethane	ND	ug/L	1.0		1	09/18/22	09/18/22 10:34	1011
Tetrachloroethene	ND	ug/L	1.0		1	09/18/22	09/18/22 10:34	1011
Toluene	ND	ug/L	1.0		1	09/18/22	09/18/22 10:34	1011
1,2,3-Trichlorobenzene	ND	ug/L	1.0		1	09/18/22	09/18/22 10:34	1011
1,2,4-Trichlorobenzene	ND	ug/L	1.0		1	09/18/22	09/18/22 10:34	1011
1,1,1-Trichloroethane	ND	ug/L	1.0		1	09/18/22	09/18/22 10:34	1011
Trichloroethene	ND	ug/L	1.0		1	09/18/22	09/18/22 10:34	1011
1,1,2-Trichloroethane	ND	ug/L	1.0		1	09/18/22	09/18/22 10:34	1011
Trichlorofluoromethane	ND	ug/L	1.0		1	09/18/22	09/18/22 10:34	1011
1,1,2-Trichlorotrifluoroethane	ND	ug/L	1.0		1	09/18/22	09/18/22 10:34	1011
Vinyl chloride	ND	ug/L	1.0		1	09/18/22	09/18/22 10:34	1011
m&p-Xylene	ND	ug/L	2.0		1	09/18/22	09/18/22 10:34	1011
o-Xylene	ND	ug/L	1.0		1	09/18/22	09/18/22 10:34	1011

Surrogate(s)	*Recovery*		*Limits*				
4-Bromofluorobenzene	*99*	*%*	*88-120*	*1*	*09/18/22*	*09/18/22 10:34*	*1011*
Dibromofluoromethane	*102*	*%*	*92-107*	*1*	*09/18/22*	*09/18/22 10:34*	*1011*
Toluene-D8	*101*	*%*	*95-106*	*1*	*09/18/22*	*09/18/22 10:34*	*1011*

PHASE SEPARATION SCIENCE

6630 Baltimore National Pike
Baltimore, MD 21228
410-747-8770
800-932-9047
www.phaseonline.com

Certificate of Analysis

Project Name: Chester River Hospital Center
PSS Project No.: 22091530

Sample ID: MW-43 **Date/Time Sampled: 09/14/2022 15:15** **PSS Sample ID: 22091530-020**
Matrix: GROUND WATER **Date/Time Received: 09/15/2022 17:00**

Total Petroleum Hydrocarbons - DRO Analytical Method: SW-846 8015C DRO Preparation Method: SW3510C

	Result	Units	RL	Flag	Dil	Prepared	Analyzed	Analyst
TPH-DRO (Diesel Range Organics)	**3.6**	mg/L	0.10		1	09/19/22	09/20/22 04:09	1069
Surrogate(s)	***Recovery***		***Limits***					
o-Terphenyl	*80*	*%*	*52-100*		*1*	*09/19/22*	*09/20/22 04:09*	*1069*

TCL Volatiles plus Oxygenates Analytical Method: SW-846 8260 D Preparation Method: SW5030B

Qualifier(s): See Batch 197347 on Case Narrative.

	Result	Units	RL	Flag	Dil	Prepared	Analyzed	Analyst
Acetone	ND	ug/L	5.0		1	09/18/22	09/18/22 14:12	1011
tert-Amyl alcohol	ND	ug/L	5.0		1	09/18/22	09/18/22 14:12	1011
tert-Amyl ethyl ether	ND	ug/L	1.0		1	09/18/22	09/18/22 14:12	1011
tert-Amyl methyl ether	ND	ug/L	1.0		1	09/18/22	09/18/22 14:12	1011
Benzene	ND	ug/L	1.0		1	09/18/22	09/18/22 14:12	1011
Bromochloromethane	ND	ug/L	1.0		1	09/18/22	09/18/22 14:12	1011
Bromodichloromethane	ND	ug/L	1.0		1	09/18/22	09/18/22 14:12	1011
Bromoform	ND	ug/L	1.0		1	09/18/22	09/18/22 14:12	1011
Bromomethane	ND	ug/L	1.0		1	09/18/22	09/18/22 14:12	1011
tert-Butyl alcohol	ND	ug/L	5.0		1	09/18/22	09/18/22 14:12	1011
2-Butanone (MEK)	ND	ug/L	5.0		1	09/18/22	09/18/22 14:12	1011
tert-Butyl ethyl ether	ND	ug/L	1.0		1	09/18/22	09/18/22 14:12	1011
Carbon Disulfide	ND	ug/L	1.0		1	09/18/22	09/18/22 14:12	1011
Carbon tetrachloride	ND	ug/L	1.0		1	09/18/22	09/18/22 14:12	1011
Chlorobenzene	ND	ug/L	1.0		1	09/18/22	09/18/22 14:12	1011
Chloroethane	ND	ug/L	1.0		1	09/18/22	09/18/22 14:12	1011
Chloroform	ND	ug/L	1.0		1	09/18/22	09/18/22 14:12	1011
Chloromethane	ND	ug/L	1.0		1	09/18/22	09/18/22 14:12	1011
Cyclohexane	ND	ug/L	1.0		1	09/18/22	09/18/22 14:12	1011
1,2-Dibromo-3-chloropropane	ND	ug/L	1.0		1	09/18/22	09/18/22 14:12	1011
Dibromochloromethane	ND	ug/L	1.0		1	09/18/22	09/18/22 14:12	1011
1,2-Dibromoethane	ND	ug/L	1.0		1	09/18/22	09/18/22 14:12	1011
1,2-Dichlorobenzene	ND	ug/L	1.0		1	09/18/22	09/18/22 14:12	1011
1,3-Dichlorobenzene	ND	ug/L	1.0		1	09/18/22	09/18/22 14:12	1011
Dichlorodifluoromethane	ND	ug/L	1.0		1	09/18/22	09/18/22 14:12	1011
1,4-Dichlorobenzene	ND	ug/L	1.0		1	09/18/22	09/18/22 14:12	1011
1,1-Dichloroethane	ND	ug/L	1.0		1	09/18/22	09/18/22 14:12	1011

PHASE SEPARATION SCIENCE

6630 Baltimore National Pike
Baltimore, MD 21228
410-747-8770
800-932-9047
www.phaseonline.com

Certificate of Analysis

Project Name: Chester River Hospital Center
PSS Project No.: 22091530

Sample ID: MW-43 **Date/Time Sampled: 09/14/2022 15:15** **PSS Sample ID: 22091530-020**
Matrix: GROUND WATER **Date/Time Received: 09/15/2022 17:00**

TCL Volatiles plus Oxygenates Analytical Method: SW-846 8260 D Preparation Method: SW5030B

Qualifier(s): See Batch 197347 on Case Narrative.

	Result	Units	RL	Flag	Dil	Prepared	Analyzed	Analyst
1,2-Dichloroethane	ND	ug/L	1.0		1	09/18/22	09/18/22 14:12	1011
cis-1,2-Dichloroethene	ND	ug/L	1.0		1	09/18/22	09/18/22 14:12	1011
1,1-Dichloroethene	ND	ug/L	1.0		1	09/18/22	09/18/22 14:12	1011
1,2-Dichloropropane	ND	ug/L	1.0		1	09/18/22	09/18/22 14:12	1011
cis-1,3-Dichloropropene	ND	ug/L	1.0		1	09/18/22	09/18/22 14:12	1011
trans-1,3-Dichloropropene	ND	ug/L	1.0		1	09/18/22	09/18/22 14:12	1011
trans-1,2-Dichloroethene	ND	ug/L	1.0		1	09/18/22	09/18/22 14:12	1011
Diisopropyl ether	ND	ug/L	1.0		1	09/18/22	09/18/22 14:12	1011
Ethylbenzene	ND	ug/L	1.0		1	09/18/22	09/18/22 14:12	1011
2-Hexanone (MBK)	ND	ug/L	5.0		1	09/18/22	09/18/22 14:12	1011
Isopropylbenzene	ND	ug/L	1.0		1	09/18/22	09/18/22 14:12	1011
Methyl Acetate	ND	ug/L	1.0		1	09/18/22	09/18/22 14:12	1011
Methylcyclohexane	ND	ug/L	1.0		1	09/18/22	09/18/22 14:12	1011
Methylene chloride	ND	ug/L	1.0		1	09/18/22	09/18/22 14:12	1011
4-Methyl-2-Pentanone (MIBK)	ND	ug/L	5.0		1	09/18/22	09/18/22 14:12	1011
Methyl-t-Butyl Ether	ND	ug/L	1.0		1	09/18/22	09/18/22 14:12	1011
Naphthalene	ND	ug/L	1.0		1	09/18/22	09/18/22 14:12	1011
Styrene	ND	ug/L	1.0		1	09/18/22	09/18/22 14:12	1011
1,1,2,2-Tetrachloroethane	ND	ug/L	1.0		1	09/18/22	09/18/22 14:12	1011
Tetrachloroethene	ND	ug/L	1.0		1	09/18/22	09/18/22 14:12	1011
Toluene	ND	ug/L	1.0		1	09/18/22	09/18/22 14:12	1011
1,2,3-Trichlorobenzene	ND	ug/L	1.0		1	09/18/22	09/18/22 14:12	1011
1,2,4-Trichlorobenzene	ND	ug/L	1.0		1	09/18/22	09/18/22 14:12	1011
1,1,1-Trichloroethane	ND	ug/L	1.0		1	09/18/22	09/18/22 14:12	1011
Trichloroethene	ND	ug/L	1.0		1	09/18/22	09/18/22 14:12	1011
1,1,2-Trichloroethane	ND	ug/L	1.0		1	09/18/22	09/18/22 14:12	1011
Trichlorofluoromethane	ND	ug/L	1.0		1	09/18/22	09/18/22 14:12	1011
1,1,2-Trichlorotrifluoroethane	ND	ug/L	1.0		1	09/18/22	09/18/22 14:12	1011
Vinyl chloride	ND	ug/L	1.0		1	09/18/22	09/18/22 14:12	1011
m&p-Xylene	ND	ug/L	2.0		1	09/18/22	09/18/22 14:12	1011
o-Xylene	ND	ug/L	1.0		1	09/18/22	09/18/22 14:12	1011

Surrogate(s)	*Recovery*		*Limits*				
4-Bromofluorobenzene	*95*	*%*	*88-120*	*1*	*09/18/22*	*09/18/22 14:12*	*1011*
Dibromofluoromethane	*102*	*%*	*92-107*	*1*	*09/18/22*	*09/18/22 14:12*	*1011*
Toluene-D8	*100*	*%*	*95-106*	*1*	*09/18/22*	*09/18/22 14:12*	*1011*

6630 Baltimore National Pike
Baltimore, MD 21228
410-747-8770
800-932-9047
www.phaseonline.com

Project Name: Chester River Hospital Center

PSS Project No.: 22091530

Any holding time exceedances, deviations from the method specifications, regulatory requirements or variations to the procedures outlined in the PSS Quality Assurance Manual are outlined below.

Matrix spike and matrix spike duplicate analyses may not be performed due to insufficient sample quantity. In these instances, a laboratory control sample and laboratory control sample duplicate are analyzed unless otherwise noted or specified in the method.

Sample Receipt:

All sample receipt conditions were acceptable.

Analytical:

TCL Volatiles plus Oxygenates

Batch: 197341
Continuing calibration verification standard (CCV) meets method criteria in that more than 80% of analytes are within acceptance limits, see QC summary.

Batch: 197347
Continuing calibration verification standard (CCV) meets method criteria in that more than 80% of analytes are within acceptance limits, see QC summary.

Matrix spike/matrix spike duplicate (MS/MSD) exceedances identified; see QC summary.

NELAP accreditation was held for all analyses performed unless noted below. See www.phaseonline.com for complete PSS scope of accreditation.

PHASE SEPARATION SCIENCE

6630 Baltimore National Pike
Baltimore, MD 21228
410-747-8770
800-932-9047
www.phaseonline.com

Lab Chronology

Project Name: Chester River Hospital Center
PSS Project No.: 22091530

Method	Client Sample ID	Analysis Type	PSS Sample ID	Mtx	Prep Batch	Analytical Batch	Prepared	Analyzed
SW-846 8015C DRO	MW-23	Initial	22091530-001	W	92399	197413	09/19/2022 14:18	09/20/2022 06:47
	MW-18	Initial	22091530-002	W	92399	197413	09/19/2022 14:18	09/20/2022 07:13
	MW-28	Initial	22091530-004	W	92399	197413	09/19/2022 14:18	09/20/2022 07:41
	MW-29	Initial	22091530-006	W	92399	197413	09/19/2022 14:18	09/20/2022 08:09
	92399-1-BKS	BKS	92399-1-BKS	W	92399	197413	09/19/2022 14:18	09/20/2022 03:43
	92399-1-BLK	BLK	92399-1-BLK	W	92399	197413	09/19/2022 14:18	09/20/2022 03:13
	92399-1-BSD	BSD	92399-1-BSD	W	92399	197413	09/19/2022 14:18	09/20/2022 04:09
	S-3	Initial	22091530-003	W	92399	197415	09/19/2022 14:18	09/20/2022 07:13
	MW-25	Initial	22091530-005	W	92399	197415	09/19/2022 14:18	09/20/2022 07:41
	MW-24	Initial	22091530-007	W	92399	197415	09/19/2022 14:18	09/20/2022 08:09
	MW-11	Initial	22091530-019	W	92399	197415	09/19/2022 14:18	09/20/2022 03:43
	MW-43	Initial	22091530-020	W	92399	197415	09/19/2022 14:18	09/20/2022 04:09
	S-1	Initial	22091530-008	W	92405	197483	09/20/2022 09:09	09/20/2022 13:16
	S-2	Initial	22091530-009	W	92405	197483	09/20/2022 09:09	09/20/2022 13:41
	MW-34	Initial	22091530-011	W	92405	197483	09/20/2022 09:09	09/20/2022 15:21
	MW-49	Initial	22091530-014	W	92405	197483	09/20/2022 09:09	09/20/2022 15:46
	MW-50	Initial	22091530-015	W	92405	197483	09/20/2022 09:09	09/20/2022 16:27
	MW-16	Initial	22091530-016	W	92405	197483	09/20/2022 09:09	09/20/2022 19:21
	MW-48	Initial	22091530-018	W	92405	197483	09/20/2022 09:09	09/20/2022 16:52
	92405-1-BKS	BKS	92405-1-BKS	W	92405	197483	09/20/2022 09:09	09/20/2022 12:26
	92405-1-BLK	BLK	92405-1-BLK	W	92405	197483	09/20/2022 09:09	09/20/2022 11:36
	92405-1-BSD	BSD	92405-1-BSD	W	92405	197483	09/20/2022 09:09	09/20/2022 12:51
	MW-17	Initial	22091530-012	W	92405	197484	09/20/2022 09:09	09/20/2022 15:46
	MW-15	Initial	22091530-013	W	92405	197484	09/20/2022 09:09	09/20/2022 15:21
	MW-33	Initial	22091530-017	W	92405	197484	09/20/2022 09:09	09/20/2022 16:27
SW-846 8260 D	MW-23	Initial	22091530-001	W	92373	197341	09/17/2022 06:31	09/17/2022 13:50
	MW-18	Initial	22091530-002	W	92373	197341	09/17/2022 06:31	09/17/2022 14:12
	S-3	Initial	22091530-003	W	92373	197341	09/17/2022 06:31	09/17/2022 14:35
	MW-28	Initial	22091530-004	W	92373	197341	09/17/2022 06:31	09/17/2022 14:58
	MW-25	Initial	22091530-005	W	92373	197341	09/17/2022 06:31	09/17/2022 15:21
	MW-29	Initial	22091530-006	W	92373	197341	09/17/2022 06:31	09/17/2022 15:43
	MW-24	Initial	22091530-007	W	92373	197341	09/17/2022 06:31	09/17/2022 16:06
	S-1	Initial	22091530-008	W	92373	197341	09/17/2022 06:31	09/17/2022 16:29
	S-2	Initial	22091530-009	W	92373	197341	09/17/2022 06:31	09/17/2022 16:52
	Trip Blank	Initial	22091530-010	W	92373	197341	09/17/2022 06:31	09/17/2022 17:14
	MW-34	Initial	22091530-011	W	92373	197341	09/17/2022 06:31	09/17/2022 17:37
	MW-17	Initial	22091530-012	W	92373	197341	09/17/2022 06:31	09/17/2022 18:00
	MW-15	Initial	22091530-013	W	92373	197341	09/17/2022 06:31	09/17/2022 18:23
	92373-1-BKS	BKS	92373-1-BKS	W	92373	197341	09/17/2022 06:31	09/17/2022 06:31
	92373-1-BLK	BLK	92373-1-BLK	W	92373	197341	09/17/2022 06:31	09/17/2022 07:48
	Stream-8 S	MS	22091306-009 S	W	92373	197341	09/17/2022 06:31	09/17/2022 11:33
	Stream-8 SD	MSD	22091306-009 S	W	92373	197341	09/17/2022 06:31	09/17/2022 11:56
	MW-49	Initial	22091530-014	W	92377	197347	09/18/2022 06:53	09/18/2022 08:40
	MW-50	Initial	22091530-015	W	92377	197347	09/18/2022 06:53	09/18/2022 09:03
	MW-16	Initial	22091530-016	W	92377	197347	09/18/2022 06:53	09/18/2022 09:26

PHASE SEPARATION SCIENCE

6630 Baltimore National Pike
Baltimore, MD 21228
410-747-8770
800-932-9047
www.phaseonline.com

Lab Chronology

Project Name: Chester River Hospital Center
PSS Project No.: 22091530

Method	Client Sample ID	Analysis Type	PSS Sample ID	Mtx	Prep Batch	Analytical Batch	Prepared	Analyzed
SW-846 8260 D	MW-33	Initial	22091530-017	W	92377	197347	09/18/2022 06:53	09/18/2022 09:48
	MW-48	Initial	22091530-018	W	92377	197347	09/18/2022 06:53	09/18/2022 10:11
	MW-11	Initial	22091530-019	W	92377	197347	09/18/2022 06:53	09/18/2022 10:34
	MW-43	Initial	22091530-020	W	92377	197347	09/18/2022 06:53	09/18/2022 14:12
	92377-1-BKS	BKS	92377-1-BKS	W	92377	197347	09/18/2022 06:53	09/18/2022 06:53
	92377-1-BLK	BLK	92377-1-BLK	W	92377	197347	09/18/2022 06:53	09/18/2022 08:10
	MW-49 S	MS	22091530-014 S	W	92377	197347	09/18/2022 06:53	09/18/2022 12:41
	MW-49 SD	MSD	22091530-014 S	W	92377	197347	09/18/2022 06:53	09/18/2022 13:04

PHASE SEPARATION SCIENCE

6630 Baltimore National Pike
Baltimore, MD 21228
410-747-8770
800-932-9047
www.phaseonline.com

QC Summary

Project Name Chester River Hospital Center
PSS Project No.: 22091530

Analytical Method: SW-846 8015C DRO Prep Method: SW3510C
Seq Number: 197413 Matrix: Water Date Prep: 09/19/22
MB Sample Id: 92399-1-BLK LCS Sample Id: 92399-1-BKS LCSD Sample Id: 92399-1-BSD

Parameter	MB Result	Spike Amount	LCS Result	LCS %Rec	LCSD Result	LCSD %Rec	Limits	RPD	RPD Limit	Units	Flag
TPH-DRO (Diesel Range Organics)	<0.1000	1.000	0.8178	82	0.8052	81	63-119	2	21	mg/L	

Surrogate	MB %Rec	MB Flag	LCS Result	LCS Flag	LCSD Result	LCSD Flag	Limits	Units
o-Terphenyl	79		72		71		52-100	%

Analytical Method: SW-846 8015C DRO Prep Method: SW3510C
Seq Number: 197483 Matrix: Water Date Prep: 09/20/22
MB Sample Id: 92405-1-BLK LCS Sample Id: 92405-1-BKS LCSD Sample Id: 92405-1-BSD

Parameter	MB Result	Spike Amount	LCS Result	LCS %Rec	LCSD Result	LCSD %Rec	Limits	RPD	RPD Limit	Units	Flag
TPH-DRO (Diesel Range Organics)	<0.1000	1.000	0.9263	93	0.9740	97	63-119	5	21	mg/L	

Surrogate	MB %Rec	MB Flag	LCS Result	LCS Flag	LCSD Result	LCSD Flag	Limits	Units
o-Terphenyl	77		85		90		52-100	%

PHASE SEPARATION SCIENCE

6630 Baltimore National Pike
Baltimore, MD 21228
410-747-8770
800-932-9047
www.phaseonline.com

QC Summary

Project Name Chester River Hospital Center
PSS Project No.: 22091530

Analytical Method: SW-846 8260 D Prep Method: SW5030B
Seq Number: 197341 Matrix: Water Date Prep: 09/17/22
MB Sample Id: 92373-1-BLK LCS Sample Id: 92373-1-BKS

Parameter	MB Result	Spike Amount	LCS Result	LCS %Rec	Limits	Units	Flag
Acetone	<5.000	50.00	50.03	100	49-154	ug/L	
tert-Amyl alcohol	<5.000	50.00	62.95	126	31-148	ug/L	
tert-Amyl ethyl ether	<1.000	50.00	47.86	96	61-125	ug/L	
tert-Amyl methyl ether	<1.000	50.00	51.00	102	72-119	ug/L	
Benzene	<1.000	50.00	50.60	101	76-112	ug/L	
Bromochloromethane	<1.000	50.00	56.33	113	74-119	ug/L	
Bromodichloromethane	<1.000	50.00	50.56	101	78-117	ug/L	
Bromoform	<1.000	50.00	54.95	110	69-123	ug/L	
Bromomethane	<1.000	50.00	42.13	84	42-118	ug/L	
tert-Butyl alcohol	<5.000	50.00	55.58	111	48-144	ug/L	
2-Butanone (MEK)	<5.000	50.00	54.07	108	55-136	ug/L	
tert-Butyl ethyl ether	<1.000	50.00	51.00	102	73-116	ug/L	
Carbon Disulfide	<1.000	50.00	48.55	97	80-124	ug/L	
Carbon tetrachloride	<1.000	50.00	50.45	101	77-119	ug/L	
Chlorobenzene	<1.000	50.00	53.27	107	76-114	ug/L	
Chloroethane	<1.000	50.00	37.10	74	61-113	ug/L	
Chloroform	<1.000	50.00	47.96	96	75-113	ug/L	
Chloromethane	<1.000	50.00	32.59	65	41-148	ug/L	
Cyclohexane	<1.000	50.00	47.66	95	76-135	ug/L	
1,2-Dibromo-3-chloropropane	<1.000	50.00	48.34	97	52-131	ug/L	
Dibromochloromethane	<1.000	50.00	51.72	103	79-121	ug/L	
1,2-Dibromoethane	<1.000	50.00	54.78	110	77-119	ug/L	
1,2-Dichlorobenzene	<1.000	50.00	55.67	111	75-121	ug/L	
1,3-Dichlorobenzene	<1.000	50.00	55.08	110	77-120	ug/L	
Dichlorodifluoromethane	<1.000	50.00	30.52	61	49-122	ug/L	
1,4-Dichlorobenzene	<1.000	50.00	54.70	109	76-118	ug/L	
1,1-Dichloroethane	<1.000	50.00	47.20	94	75-118	ug/L	
1,2-Dichloroethane	<1.000	50.00	43.89	88	72-115	ug/L	
cis-1,2-Dichloroethene	<1.000	50.00	54.18	108	75-119	ug/L	
1,1-Dichloroethene	<1.000	50.00	48.95	98	74-119	ug/L	
1,2-Dichloropropane	<1.000	50.00	48.62	97	76-115	ug/L	
cis-1,3-Dichloropropene	<1.000	50.00	50.40	101	83-122	ug/L	
trans-1,3-Dichloropropene	<1.000	50.00	49.82	100	76-118	ug/L	
trans-1,2-Dichloroethene	<1.000	50.00	52.81	106	73-121	ug/L	
Diisopropyl ether	<1.000	50.00	45.35	91	73-115	ug/L	
Ethylbenzene	<1.000	50.00	50.95	102	78-118	ug/L	
2-Hexanone (MBK)	<5.000	50.00	46.85	94	55-136	ug/L	
Isopropylbenzene	<1.000	50.00	52.74	105	76-126	ug/L	
Methyl Acetate	<1.000	50.00	55.26	111	61-117	ug/L	
Methylcyclohexane	<1.000	50.00	53.52	107	82-126	ug/L	
Methylene chloride	<1.000	50.00	50.08	100	75-113	ug/L	
4-Methyl-2-Pentanone (MIBK)	<5.000	50.00	45.53	91	57-127	ug/L	
Methyl-t-Butyl Ether	<1.000	50.00	53.04	106	71-114	ug/L	
Naphthalene	<1.000	50.00	46.85	94	60-122	ug/L	
Styrene	<1.000	50.00	54.76	110	81-124	ug/L	
1,1,2,2-Tetrachloroethane	<1.000	50.00	52.80	106	66-123	ug/L	
Tetrachloroethene	<1.000	50.00	57.57	115	76-123	ug/L	
Toluene	<1.000	50.00	52.05	104	77-112	ug/L	
1,2,3-Trichlorobenzene	<1.000	50.00	53.20	106	73-129	ug/L	
1,2,4-Trichlorobenzene	<1.000	50.00	51.83	104	73-130	ug/L	
1,1,1-Trichloroethane	<1.000	50.00	49.80	100	79-118	ug/L	

PHASE SEPARATION SCIENCE

6630 Baltimore National Pike
Baltimore, MD 21228
410-747-8770
800-932-9047
www.phaseonline.com

QC Summary

Project Name Chester River Hospital Center
PSS Project No.: 22091530

Analytical Method: SW-846 8260 D
Prep Method: SW5030B
Seq Number: 197341
Matrix: Water
Date Prep: 09/17/22
MB Sample Id: 92373-1-BLK
LCS Sample Id: 92373-1-BKS

Parameter	MB Result	Spike Amount	LCS Result	LCS %Rec	Limits	Units	Flag
Trichloroethene	<1.000	50.00	52.40	105	77-112	ug/L	
1,1,2-Trichloroethane	<1.000	50.00	52.60	105	75-115	ug/L	
Trichlorofluoromethane	<1.000	50.00	44.31	89	74-125	ug/L	
1,1,2-Trichlorotrifluoroethane	<1.000	50.00	49.85	100	77-123	ug/L	
Vinyl chloride	<1.000	50.00	37.10	74	53-151	ug/L	
m&p-Xylene	<2.000	100	105.1	105	79-121	ug/L	
o-Xylene	<1.000	50.00	53.12	106	78-122	ug/L	

Surrogate	MB %Rec	MB Flag	LCS Result	LCS Flag	Limits	Units
4-Bromofluorobenzene	98		92		88-120	%
Dibromofluoromethane	100		101		92-107	%
Toluene-D8	98		99		95-106	%

PHASE SEPARATION SCIENCE

6630 Baltimore National Pike
Baltimore, MD 21228
410-747-8770
800-932-9047
www.phaseonline.com

QC Summary

Project Name Chester River Hospital Center
PSS Project No.: 22091530

Analytical Method: SW-846 8260 D Prep Method: SW5030B
Seq Number: 197347 Matrix: Water Date Prep: 09/18/22
MB Sample Id: 92377-1-BLK LCS Sample Id: 92377-1-BKS

Parameter	MB Result	Spike Amount	LCS Result	LCS %Rec	Limits	Units	Flag
Acetone	<5.000	50.00	42.76	86	49-154	ug/L	
tert-Amyl alcohol	<5.000	50.00	60.77	122	31-148	ug/L	
tert-Amyl ethyl ether	<1.000	50.00	42.97	86	61-125	ug/L	
tert-Amyl methyl ether	<1.000	50.00	46.43	93	72-119	ug/L	
Benzene	<1.000	50.00	48.80	98	76-112	ug/L	
Bromochloromethane	<1.000	50.00	55.12	110	74-119	ug/L	
Bromodichloromethane	<1.000	50.00	50.41	101	78-117	ug/L	
Bromoform	<1.000	50.00	54.82	110	69-123	ug/L	
Bromomethane	<1.000	50.00	39.53	79	42-118	ug/L	
tert-Butyl alcohol	<5.000	50.00	51.80	104	48-144	ug/L	
2-Butanone (MEK)	<5.000	50.00	49.52	99	55-136	ug/L	
tert-Butyl ethyl ether	<1.000	50.00	47.92	96	73-116	ug/L	
Carbon Disulfide	<1.000	50.00	47.15	94	80-124	ug/L	
Carbon tetrachloride	<1.000	50.00	51.61	103	77-119	ug/L	
Chlorobenzene	<1.000	50.00	51.61	103	76-114	ug/L	
Chloroethane	<1.000	50.00	35.61	71	61-113	ug/L	
Chloroform	<1.000	50.00	47.72	95	75-113	ug/L	
Chloromethane	<1.000	50.00	31.78	64	41-148	ug/L	
Cyclohexane	<1.000	50.00	47.04	94	76-135	ug/L	
1,2-Dibromo-3-chloropropane	<1.000	50.00	47.15	94	52-131	ug/L	
Dibromochloromethane	<1.000	50.00	51.14	102	79-121	ug/L	
1,2-Dibromoethane	<1.000	50.00	52.87	106	77-119	ug/L	
1,2-Dichlorobenzene	<1.000	50.00	53.77	108	75-121	ug/L	
1,3-Dichlorobenzene	<1.000	50.00	53.18	106	77-120	ug/L	
Dichlorodifluoromethane	<1.000	50.00	30.43	61	49-122	ug/L	
1,4-Dichlorobenzene	<1.000	50.00	52.48	105	76-118	ug/L	
1,1-Dichloroethane	<1.000	50.00	46.03	92	75-118	ug/L	
1,2-Dichloroethane	<1.000	50.00	44.93	90	72-115	ug/L	
cis-1,2-Dichloroethene	<1.000	50.00	52.43	105	75-119	ug/L	
1,1-Dichloroethene	<1.000	50.00	48.18	96	74-119	ug/L	
1,2-Dichloropropane	<1.000	50.00	47.09	94	76-115	ug/L	
cis-1,3-Dichloropropene	<1.000	50.00	48.59	97	83-122	ug/L	
trans-1,3-Dichloropropene	<1.000	50.00	48.47	97	76-118	ug/L	
trans-1,2-Dichloroethene	<1.000	50.00	51.86	104	73-121	ug/L	
Diisopropyl ether	<1.000	50.00	43.60	87	73-115	ug/L	
Ethylbenzene	<1.000	50.00	49.70	99	78-118	ug/L	
2-Hexanone (MBK)	<5.000	50.00	44.05	88	55-136	ug/L	
Isopropylbenzene	<1.000	50.00	50.56	101	76-126	ug/L	
Methyl Acetate	<1.000	50.00	51.50	103	61-117	ug/L	
Methylcyclohexane	<1.000	50.00	52.51	105	82-126	ug/L	
Methylene chloride	<1.000	50.00	48.15	96	75-113	ug/L	
4-Methyl-2-Pentanone (MIBK)	<5.000	50.00	43.18	86	57-127	ug/L	
Methyl-t-Butyl Ether	<1.000	50.00	50.09	100	71-114	ug/L	
Naphthalene	<1.000	50.00	43.21	86	60-122	ug/L	
Styrene	<1.000	50.00	52.81	106	81-124	ug/L	
1,1,2,2-Tetrachloroethane	<1.000	50.00	50.44	101	66-123	ug/L	
Tetrachloroethene	<1.000	50.00	56.15	112	76-123	ug/L	
Toluene	<1.000	50.00	50.23	100	77-112	ug/L	
1,2,3-Trichlorobenzene	<1.000	50.00	50.25	101	73-129	ug/L	
1,2,4-Trichlorobenzene	<1.000	50.00	48.58	97	73-130	ug/L	
1,1,1-Trichloroethane	<1.000	50.00	49.28	99	79-118	ug/L	

PHASE SEPARATION SCIENCE

6630 Baltimore National Pike
Baltimore, MD 21228
410-747-8770
800-932-9047
www.phaseonline.com

QC Summary

Project Name Chester River Hospital Center
PSS Project No.: 22091530

Analytical Method: SW-846 8260 D
Prep Method: SW5030B
Seq Number: 197347
Matrix: Water
Date Prep: 09/18/22
MB Sample Id: 92377-1-BLK
LCS Sample Id: 92377-1-BKS

Parameter	MB Result	Spike Amount	LCS Result	LCS %Rec	Limits	Units	Flag
Trichloroethene	<1.000	50.00	50.81	102	77-112	ug/L	
1,1,2-Trichloroethane	<1.000	50.00	51.31	103	75-115	ug/L	
Trichlorofluoromethane	<1.000	50.00	45.24	90	74-125	ug/L	
1,1,2-Trichlorotrifluoroethane	<1.000	50.00	49.83	100	77-123	ug/L	
Vinyl chloride	<1.000	50.00	34.16	68	53-151	ug/L	
m&p-Xylene	<2.000	100	102.3	102	79-121	ug/L	
o-Xylene	<1.000	50.00	51.75	104	78-122	ug/L	

Surrogate	MB %Rec	MB Flag	LCS Result	LCS Flag	Limits	Units
4-Bromofluorobenzene	98		91		88-120	%
Dibromofluoromethane	102		102		92-107	%
Toluene-D8	100		99		95-106	%

PHASE SEPARATION SCIENCE

6630 Baltimore National Pike
Baltimore, MD 21228
410-747-8770
800-932-9047
www.phaseonline.com

QC Summary

Project Name Chester River Hospital Center
PSS Project No.: 22091530

Analytical Method: SW-846 8260 D Prep Method: SW5030B
Seq Number: 197347 Matrix: Ground Water Date Prep: 09/18/22
Parent Sample Id: 22091530-014 MS Sample Id: 22091530-014 S MSD Sample Id: 22091530-014 SD

Parameter	Parent Result	Spike Amount	MS Result	MS %Rec	MSD Result	MSD %Rec	Limits	RPD	RPD Limit	Units	Flag
Acetone	<5.000	50.00	31.20	62	31.69	63	32-96	2	25	ug/L	
tert-Amyl alcohol	<5.000	50.00	55.23	110	55.30	111	26-158	0	25	ug/L	
tert-Amyl ethyl ether	<1.000	50.00	39.48	79	39.58	79	44-136	0	25	ug/L	
tert-Amyl methyl ether	<1.000	50.00	42.84	86	43.15	86	66-116	1	25	ug/L	
Benzene	<1.000	50.00	48.16	96	47.53	95	73-114	1	25	ug/L	
Bromochloromethane	<1.000	50.00	52.80	106	52.68	105	70-114	0	25	ug/L	
Bromodichloromethane	<1.000	50.00	48.17	96	47.89	96	71-118	1	25	ug/L	
Bromoform	<1.000	50.00	50.92	102	50.82	102	59-127	0	25	ug/L	
Bromomethane	<1.000	50.00	41.78	84	44.44	89	26-131	6	25	ug/L	
tert-Butyl alcohol	<5.000	50.00	48.25	97	47.53	95	32-178	2	25	ug/L	
2-Butanone (MEK)	<5.000	50.00	41.10	82	40.19	80	45-109	2	25	ug/L	
tert-Butyl ethyl ether	<1.000	50.00	44.73	89	44.69	89	70-117	0	25	ug/L	
Carbon Disulfide	<1.000	50.00	44.70	89	43.75	88	71-130	2	25	ug/L	
Carbon tetrachloride	<1.000	50.00	49.14	98	48.14	96	74-119	2	25	ug/L	
Chlorobenzene	<1.000	50.00	50.90	102	50.22	100	73-115	1	25	ug/L	
Chloroethane	<1.000	50.00	35.85	72	35.55	71	60-124	1	25	ug/L	
Chloroform	<1.000	50.00	46.56	93	45.38	91	70-113	3	25	ug/L	
Chloromethane	<1.000	50.00	31.96	64	32.45	65	32-170	2	25	ug/L	
Cyclohexane	<1.000	50.00	44.82	90	43.21	86	64-144	4	25	ug/L	
1,2-Dibromo-3-chloropropane	<1.000	50.00	42.43	85	43.75	88	48-140	3	25	ug/L	
Dibromochloromethane	<1.000	50.00	48.45	97	48.60	97	73-120	0	25	ug/L	
1,2-Dibromoethane	<1.000	50.00	50.86	102	50.87	102	71-119	0	25	ug/L	
1,2-Dichlorobenzene	<1.000	50.00	51.58	103	53.27	107	68-122	3	25	ug/L	
1,3-Dichlorobenzene	<1.000	50.00	50.55	101	51.89	104	69-122	3	25	ug/L	
Dichlorodifluoromethane	<1.000	50.00	28.48	57	28.09	56	61-118	1	25	ug/L	X
1,4-Dichlorobenzene	<1.000	50.00	50.34	101	51.74	103	68-120	3	25	ug/L	
1,1-Dichloroethane	<1.000	50.00	44.91	90	43.87	88	68-122	2	25	ug/L	
1,2-Dichloroethane	<1.000	50.00	43.40	87	42.58	85	61-120	2	25	ug/L	
cis-1,2-Dichloroethene	<1.000	50.00	50.64	101	49.77	100	71-116	2	25	ug/L	
1,1-Dichloroethene	<1.000	50.00	46.74	93	45.20	90	69-120	3	25	ug/L	
1,2-Dichloropropane	<1.000	50.00	45.66	91	45.06	90	69-119	1	25	ug/L	
cis-1,3-Dichloropropene	<1.000	50.00	45.14	90	45.27	91	72-123	0	25	ug/L	
trans-1,3-Dichloropropene	<1.000	50.00	44.68	89	44.47	89	67-123	0	25	ug/L	
trans-1,2-Dichloroethene	<1.000	50.00	50.39	101	48.61	97	70-118	4	25	ug/L	
Diisopropyl ether	<1.000	50.00	42.26	85	41.40	83	63-126	2	25	ug/L	
Ethylbenzene	<1.000	50.00	48.88	98	47.89	96	74-121	2	25	ug/L	
2-Hexanone (MBK)	<5.000	50.00	39.29	79	39.06	78	44-131	1	25	ug/L	
Isopropylbenzene	<1.000	50.00	48.63	97	49.69	99	68-131	2	25	ug/L	
Methyl Acetate	<1.000	50.00	44.39	89	43.38	87	55-117	2	25	ug/L	
Methylcyclohexane	<1.000	50.00	47.57	95	46.19	92	71-126	3	25	ug/L	
Methylene chloride	<1.000	50.00	47.52	95	47.08	94	72-114	1	25	ug/L	
4-Methyl-2-Pentanone (MIBK)	<5.000	50.00	40.59	81	40.72	81	49-133	0	25	ug/L	
Methyl-t-Butyl Ether	<1.000	50.00	46.64	93	46.68	93	67-112	0	25	ug/L	
Naphthalene	<1.000	50.00	40.59	81	44.63	89	53-128	9	25	ug/L	
Styrene	<1.000	50.00	51.56	103	51.00	102	75-126	1	25	ug/L	
1,1,2,2-Tetrachloroethane	<1.000	50.00	48.20	96	49.50	99	61-125	3	25	ug/L	
Tetrachloroethene	<1.000	50.00	54.13	108	52.63	105	71-121	3	25	ug/L	
Toluene	<1.000	50.00	49.32	99	48.60	97	71-115	1	25	ug/L	
1,2,3-Trichlorobenzene	<1.000	50.00	44.81	90	47.98	96	60-124	7	25	ug/L	
1,2,4-Trichlorobenzene	<1.000	50.00	43.51	87	45.85	92	57-126	5	25	ug/L	
1,1,1-Trichloroethane	<1.000	50.00	48.05	96	46.80	94	72-121	3	25	ug/L	

PHASE SEPARATION SCIENCE

6630 Baltimore National Pike
Baltimore, MD 21228
410-747-8770
800-932-9047
www.phaseonline.com

QC Summary

Project Name Chester River Hospital Center
PSS Project No.: 22091530

Analytical Method: SW-846 8260 D Prep Method: SW5030B
Seq Number: 197347 Matrix: Ground Water Date Prep: 09/18/22
Parent Sample Id: 22091530-014 MS Sample Id: 22091530-014 S MSD Sample Id: 22091530-014 SD

Parameter	Parent Result	Spike Amount	MS Result	MS %Rec	MSD Result	MSD %Rec	Limits	RPD	RPD Limit	Units	Flag
Trichloroethene	<1.000	50.00	49.25	99	48.65	97	72-115	1	25	ug/L	
1,1,2-Trichloroethane	<1.000	50.00	49.32	99	49.16	98	70-114	0	25	ug/L	
Trichlorofluoromethane	<1.000	50.00	44.00	88	42.58	85	66-130	3	25	ug/L	
1,1,2-Trichlorotrifluoroethane	<1.000	50.00	45.75	92	44.63	89	71-121	2	25	ug/L	
Vinyl chloride	<1.000	50.00	39.48	79	38.79	78	40-160	2	25	ug/L	
m&p-Xylene	<2.000	100	100.1	100	99.08	99	73-125	1	25	ug/L	
o-Xylene	<1.000	50.00	50.86	102	50.06	100	71-126	2	25	ug/L	

Surrogate	MS Result	MS Flag	MSD Result	MSD Flag	Limits	Units
4-Bromofluorobenzene	91		92		88-120	%
Dibromofluoromethane	102		101		92-107	%
Toluene-D8	99		99		95-106	%

F = RPD exceeded the laboratory control limits
X = Recovery of MS, MSD or both outside of QC Criteria
H= Recovery of BS,BSD or both exceeded the laboratory control limits
L = Recovery of BS,BSD or both below the laboratory control limits

Analytical Method: SW-846 8015 C TCLP

Seq Number: 192711 Matrix: Water
Parent Sample Id: ICV-01 ICV Sample Id: ICV-01 Analyzed Date: 03/29/22 16:06

Parameter	Spike Amount	ICV Result	ICV %Rec	Limits	Units	Flag
TPH-DRO (Diesel Range Organics)	2500	2418	97	80-120	mg/L	

Surrogate	ICV Result	Limits	Units	Flag
o-Terphenyl	97	80-120	%	

Analytical Method: SW-846 8015C DRO

Seq Number: 197413 Matrix: Water
CCV Sample Id: CCV-R1 Analyzed Date: 09/20/22 01:13

Parameter	Spike Amount	CCV Result	CCV %Rec	Limits	Units	Flag
TPH-DRO (Diesel Range Organics)	2500	2697	108	80-120	mg/L	

Surrogate	CCV Result	Limits	Units	Flag
o-Terphenyl	105	80-120	%	

Analytical Method: SW-846 8015C DRO

Seq Number: 197415 Matrix: Water
CCV Sample Id: CCV-F1 Analyzed Date: 09/20/22 01:13

Parameter	Spike Amount	CCV Result	CCV %Rec	Limits	Units	Flag
TPH-DRO (Diesel Range Organics)	2500	2676	107	80-120	mg/L	

Surrogate	CCV Result	Limits	Units	Flag
o-Terphenyl	95	80-120	%	

Analytical Method: SW-846 8015C DRO

Seq Number: 197413 Matrix: Water
CCV Sample Id: CCV-R2 Analyzed Date: 09/20/22 09:36

Parameter	Spike Amount	CCV Result	CCV %Rec	Limits	Units	Flag
TPH-DRO (Diesel Range Organics)	2500	2416	97	80-120	mg/L	

Surrogate	CCV Result	Limits	Units	Flag
o-Terphenyl	86	80-120	%	

Analytical Method: SW-846 8015C DRO
Seq Number: 197415 Matrix: Water
CCV Sample Id: CCV-F2 Analyzed Date: 09/20/22 09:36

Parameter	Spike Amount	CCV Result	CCV %Rec	Limits	Units	Flag
TPH-DRO (Diesel Range Organics)	2500	2612	104	80-120	mg/L	

Surrogate	CCV Result	Limits	Units	Flag
o-Terphenyl	95	80-120	%	

Analytical Method: SW-846 8015C DRO
Seq Number: 197483 Matrix: Water
CCV Sample Id: CCV-R1 Analyzed Date: 09/20/22 10:37

Parameter	Spike Amount	CCV Result	CCV %Rec	Limits	Units	Flag
TPH-DRO (Diesel Range Organics)	2500	2556	102	80-120	mg/L	

Surrogate	CCV Result	Limits	Units	Flag
o-Terphenyl	96	80-120	%	

Analytical Method: SW-846 8015C DRO
Seq Number: 197484 Matrix: Water
CCV Sample Id: CCV-F1 Analyzed Date: 09/20/22 10:37

Parameter	Spike Amount	CCV Result	CCV %Rec	Limits	Units	Flag
TPH-DRO (Diesel Range Organics)	2500	2301	92	80-120	mg/L	

Surrogate	CCV Result	Limits	Units	Flag
o-Terphenyl	83	80-120	%	

Analytical Method: SW-846 8015C DRO
Seq Number: 197483 Matrix: Water
CCV Sample Id: CCV-R2 Analyzed Date: 09/20/22 20:11

Parameter	Spike Amount	CCV Result	CCV %Rec	Limits	Units	Flag
TPH-DRO (Diesel Range Organics)	2500	2649	106	80-120	mg/L	

Surrogate	CCV Result	Limits	Units	Flag
o-Terphenyl	96	80-120	%	

Analytical Method: SW-846 8015C DRO
Seq Number: 197484 Matrix: Water
CCV Sample Id: CCV-F2 Analyzed Date: 09/20/22 20:11

Parameter	Spike Amount	CCV Result	CCV %Rec	Limits	Units	Flag
TPH-DRO (Diesel Range Organics)	2500	2721	109	80-120	mg/L	

Surrogate	CCV Result	Limits	Units	Flag
o-Terphenyl	101	80-120	%	

Analytical Method: SW-846 8015C DRO
Seq Number: 191075 Matrix: Water
Parent Sample Id: ICV-01 ICV Sample Id: ICV-01 Analyzed Date: 01/27/22 17:43

Parameter	Spike Amount	ICV Result	ICV %Rec	Limits	Units	Flag
TPH-DRO (Diesel Range Organics)	2500	2796	112	80-120	mg/L	

Surrogate	ICV Result	Limits	Units	Flag
o-Terphenyl	113	80-120	%	

Analytical Method: SW-846 8015C DRO
Seq Number: 196855 Matrix: Water
Parent Sample Id: ICV-01 ICV Sample Id: ICV-01 Analyzed Date: 08/31/22 17:37

Parameter	Spike Amount	ICV Result	ICV %Rec	Limits	Units	Flag
TPH-DRO (Diesel Range Organics)	2500	2997	120	80-120	mg/L	

Surrogate	ICV Result	Limits	Units	Flag
o-Terphenyl	114	80-120	%	

Analytical Method: SW-846 8015C DRO
Seq Number: 196856 Matrix: Water
Parent Sample Id: ICV-01 ICV Sample Id: ICV-01 Analyzed Date: 08/31/22 17:37

Parameter	Spike Amount	ICV Result	ICV %Rec	Limits	Units	Flag
TPH-DRO (Diesel Range Organics)	2500	2783	111	80-120	mg/L	

Surrogate	ICV Result	Limits	Units	Flag
o-Terphenyl	105	80-120	%	

PHASE SEPARATION SCIENCE

6630 Baltimore National Pike
Baltimore, MD 21228
410-747-8770
800-932-9047
www.phaseonline.com

QC Summary

Project Name Chester River Hospital Center
PSS Project No.: 22091530

Analytical Method: SW-846 8260 D

Seq Number: 197341 Matrix: Water

CCV Sample Id: CCV-01 Analyzed Date: 09/17/22 06:31

Parameter	Spike Amount	CCV Result	CCV %Rec	Limits	Units	Flag
Acetone	50.00	50.03	100	80-120	ug/L	
tert-Amyl alcohol	50.00	62.95	126	80-120	ug/L	X
tert-Amyl ethyl ether	50.00	47.86	96	80-120	ug/L	
tert-Amyl methyl ether	50.00	51.00	102	80-120	ug/L	
Benzene	50.00	50.60	101	80-120	ug/L	
Bromochloromethane	50.00	56.33	113	80-120	ug/L	
Bromodichloromethane	50.00	50.56	101	80-120	ug/L	
Bromoform	50.00	54.95	110	80-120	ug/L	
Bromomethane	50.00	42.13	84	80-120	ug/L	
tert-Butyl alcohol	50.00	55.58	111	80-120	ug/L	
2-Butanone (MEK)	50.00	54.07	108	80-120	ug/L	
tert-Butyl ethyl ether	50.00	51.00	102	80-120	ug/L	
Carbon Disulfide	50.00	48.55	97	80-120	ug/L	
Carbon tetrachloride	50.00	50.45	101	80-120	ug/L	
Chlorobenzene	50.00	53.27	107	80-120	ug/L	
Chloroethane	50.00	37.10	74	80-120	ug/L	X
Chloroform	50.00	47.96	96	80-120	ug/L	
Chloromethane	50.00	32.59	65	80-120	ug/L	X
Cyclohexane	50.00	47.66	95	80-120	ug/L	
1,2-Dibromo-3-chloropropane	50.00	48.34	97	80-120	ug/L	
Dibromochloromethane	50.00	51.72	103	80-120	ug/L	
1,2-Dibromoethane	50.00	54.78	110	80-120	ug/L	
1,2-Dichlorobenzene	50.00	55.67	111	80-120	ug/L	
1,3-Dichlorobenzene	50.00	55.08	110	80-120	ug/L	
Dichlorodifluoromethane	50.00	30.52	61	80-120	ug/L	X
1,4-Dichlorobenzene	50.00	54.70	109	80-120	ug/L	
1,1-Dichloroethane	50.00	47.20	94	80-120	ug/L	
1,2-Dichloroethane	50.00	43.89	88	80-120	ug/L	
cis-1,2-Dichloroethene	50.00	54.18	108	80-120	ug/L	
1,1-Dichloroethene	50.00	48.95	98	80-120	ug/L	
1,2-Dichloropropane	50.00	48.62	97	80-120	ug/L	
cis-1,3-Dichloropropene	50.00	50.40	101	80-120	ug/L	
trans-1,3-Dichloropropene	50.00	49.82	100	80-120	ug/L	
trans-1,2-Dichloroethene	50.00	52.81	106	80-120	ug/L	
Diisopropyl ether	50.00	45.35	91	80-120	ug/L	
Ethylbenzene	50.00	50.95	102	80-120	ug/L	
2-Hexanone (MBK)	50.00	46.85	94	80-120	ug/L	
Isopropylbenzene	50.00	52.74	105	80-120	ug/L	
Methyl Acetate	50.00	55.26	111	80-120	ug/L	
Methylcyclohexane	50.00	53.52	107	80-120	ug/L	
Methylene chloride	50.00	50.08	100	80-120	ug/L	
4-Methyl-2-Pentanone (MIBK)	50.00	45.53	91	80-120	ug/L	
Methyl-t-Butyl Ether	50.00	53.04	106	80-120	ug/L	
Naphthalene	50.00	46.85	94	80-120	ug/L	
Styrene	50.00	54.76	110	80-120	ug/L	
1,1,2,2-Tetrachloroethane	50.00	52.80	106	80-120	ug/L	
Tetrachloroethene	50.00	57.57	115	80-120	ug/L	
Toluene	50.00	52.05	104	80-120	ug/L	
1,2,3-Trichlorobenzene	50.00	53.20	106	80-120	ug/L	
1,2,4-Trichlorobenzene	50.00	51.83	104	80-120	ug/L	
1,1,1-Trichloroethane	50.00	49.80	100	80-120	ug/L	

PHASE SEPARATION SCIENCE

6630 Baltimore National Pike
Baltimore, MD 21228
410-747-8770
800-932-9047
www.phaseonline.com

QC Summary

Project Name Chester River Hospital Center
PSS Project No.: 22091530

Analytical Method: SW-846 8260 D

Seq Number: 197341 Matrix: Water

CCV Sample Id: CCV-01 Analyzed Date: 09/17/22 06:31

Parameter	Spike Amount	CCV Result	CCV %Rec	Limits	Units	Flag
Trichloroethene	50.00	52.40	105	80-120	ug/L	
1,1,2-Trichloroethane	50.00	52.60	105	80-120	ug/L	
Trichlorofluoromethane	50.00	44.31	89	80-120	ug/L	
1,1,2-Trichlorotrifluoroethane	50.00	49.85	100	80-120	ug/L	
Vinyl chloride	50.00	37.10	74	80-120	ug/L	X
m&p-Xylene	100	105.1	105	80-120	ug/L	
o-Xylene	50.00	53.12	106	80-120	ug/L	

Surrogate	CCV Result	Limits	Units	Flag
4-Bromofluorobenzene	92	80-120	%	
Dibromofluoromethane	101	80-120	%	
Toluene-D8	99	80-120	%	

PHASE SEPARATION SCIENCE

6630 Baltimore National Pike
Baltimore, MD 21228
410-747-8770
800-932-9047
www.phaseonline.com

QC Summary

Project Name Chester River Hospital Center
PSS Project No.: 22091530

Analytical Method: SW-846 8260 D

Seq Number: 197347 Matrix: Water

CCV Sample Id: CCV-01 Analyzed Date: 09/18/22 06:53

Parameter	Spike Amount	CCV Result	CCV %Rec	Limits	Units	Flag
Acetone	50.00	42.76	86	80-120	ug/L	
tert-Amyl alcohol	50.00	60.77	122	80-120	ug/L	X
tert-Amyl ethyl ether	50.00	42.97	86	80-120	ug/L	
tert-Amyl methyl ether	50.00	46.43	93	80-120	ug/L	
Benzene	50.00	48.80	98	80-120	ug/L	
Bromochloromethane	50.00	55.12	110	80-120	ug/L	
Bromodichloromethane	50.00	50.41	101	80-120	ug/L	
Bromoform	50.00	54.82	110	80-120	ug/L	
Bromomethane	50.00	39.53	79	80-120	ug/L	X
tert-Butyl alcohol	50.00	51.80	104	80-120	ug/L	
2-Butanone (MEK)	50.00	49.52	99	80-120	ug/L	
tert-Butyl ethyl ether	50.00	47.92	96	80-120	ug/L	
Carbon Disulfide	50.00	47.15	94	80-120	ug/L	
Carbon tetrachloride	50.00	51.61	103	80-120	ug/L	
Chlorobenzene	50.00	51.61	103	80-120	ug/L	
Chloroethane	50.00	35.61	71	80-120	ug/L	X
Chloroform	50.00	47.72	95	80-120	ug/L	
Chloromethane	50.00	31.78	64	80-120	ug/L	X
Cyclohexane	50.00	47.04	94	80-120	ug/L	
1,2-Dibromo-3-chloropropane	50.00	47.15	94	80-120	ug/L	
Dibromochloromethane	50.00	51.14	102	80-120	ug/L	
1,2-Dibromoethane	50.00	52.87	106	80-120	ug/L	
1,2-Dichlorobenzene	50.00	53.77	108	80-120	ug/L	
1,3-Dichlorobenzene	50.00	53.18	106	80-120	ug/L	
Dichlorodifluoromethane	50.00	30.43	61	80-120	ug/L	X
1,4-Dichlorobenzene	50.00	52.48	105	80-120	ug/L	
1,1-Dichloroethane	50.00	46.03	92	80-120	ug/L	
1,2-Dichloroethane	50.00	44.93	90	80-120	ug/L	
cis-1,2-Dichloroethene	50.00	52.43	105	80-120	ug/L	
1,1-Dichloroethene	50.00	48.18	96	80-120	ug/L	
1,2-Dichloropropane	50.00	47.09	94	80-120	ug/L	
cis-1,3-Dichloropropene	50.00	48.59	97	80-120	ug/L	
trans-1,3-Dichloropropene	50.00	48.47	97	80-120	ug/L	
trans-1,2-Dichloroethene	50.00	51.86	104	80-120	ug/L	
Diisopropyl ether	50.00	43.60	87	80-120	ug/L	
Ethylbenzene	50.00	49.70	99	80-120	ug/L	
2-Hexanone (MBK)	50.00	44.05	88	80-120	ug/L	
Isopropylbenzene	50.00	50.56	101	80-120	ug/L	
Methyl Acetate	50.00	51.50	103	80-120	ug/L	
Methylcyclohexane	50.00	52.51	105	80-120	ug/L	
Methylene chloride	50.00	48.15	96	80-120	ug/L	
4-Methyl-2-Pentanone (MIBK)	50.00	43.18	86	80-120	ug/L	
Methyl-t-Butyl Ether	50.00	50.09	100	80-120	ug/L	
Naphthalene	50.00	43.21	86	80-120	ug/L	
Styrene	50.00	52.81	106	80-120	ug/L	
1,1,2,2-Tetrachloroethane	50.00	50.44	101	80-120	ug/L	
Tetrachloroethene	50.00	56.15	112	80-120	ug/L	
Toluene	50.00	50.23	100	80-120	ug/L	
1,2,3-Trichlorobenzene	50.00	50.25	101	80-120	ug/L	
1,2,4-Trichlorobenzene	50.00	48.58	97	80-120	ug/L	
1,1,1-Trichloroethane	50.00	49.28	99	80-120	ug/L	

PHASE SEPARATION SCIENCE

6630 Baltimore National Pike
Baltimore, MD 21228
410-747-8770
800-932-9047
www.phaseonline.com

QC Summary

Project Name Chester River Hospital Center
PSS Project No.: 22091530

Analytical Method: SW-846 8260 D

Seq Number: 197347 Matrix: Water

CCV Sample Id: CCV-01 Analyzed Date: 09/18/22 06:53

Parameter	Spike Amount	CCV Result	CCV %Rec	Limits	Units	Flag
Trichloroethene	50.00	50.81	102	80-120	ug/L	
1,1,2-Trichloroethane	50.00	51.31	103	80-120	ug/L	
Trichlorofluoromethane	50.00	45.24	90	80-120	ug/L	
1,1,2-Trichlorotrifluoroethane	50.00	49.83	100	80-120	ug/L	
Vinyl chloride	50.00	34.16	68	80-120	ug/L	X
m&p-Xylene	100	102.3	102	80-120	ug/L	
o-Xylene	50.00	51.75	104	80-120	ug/L	

Surrogate	CCV Result	Limits	Units	Flag
4-Bromofluorobenzene	91	80-120	%	
Dibromofluoromethane	102	80-120	%	
Toluene-D8	99	80-120	%	

PHASE SEPARATION SCIENCE

6630 Baltimore National Pike
Baltimore, MD 21228
410-747-8770
800-932-9047
www.phaseonline.com

QC Summary

Project Name Chester River Hospital Center
PSS Project No.: 22091530

Analytical Method: SW-846 8260 D

Seq Number: 196353 Matrix: Water
Parent Sample Id: ICV-01 ICV Sample Id: ICV-01 Analyzed Date: 08/15/22 13:39

Parameter	Spike Amount	ICV Result	ICV %Rec	Limits	Units	Flag
Acetone	50.00	54.16	108	70-130	ug/L	
tert-Amyl alcohol	50.00	58.38	117	70-130	ug/L	
tert-Amyl ethyl ether	50.00	56.39	113	70-130	ug/L	
tert-Amyl methyl ether	50.00	56.39	113	70-130	ug/L	
Benzene	50.00	56.25	113	70-130	ug/L	
Bromochloromethane	50.00	56.97	114	70-130	ug/L	
Bromodichloromethane	50.00	57.61	115	70-130	ug/L	
Bromoform	50.00	54.78	110	70-130	ug/L	
Bromomethane	50.00	56.21	112	70-130	ug/L	
tert-Butyl alcohol	50.00	56.32	113	70-130	ug/L	
2-Butanone (MEK)	50.00	54.55	109	70-130	ug/L	
tert-Butyl ethyl ether	50.00	60.72	121	70-130	ug/L	
Carbon Disulfide	50.00	58.56	117	70-130	ug/L	
Carbon tetrachloride	50.00	57.52	115	70-130	ug/L	
Chlorobenzene	50.00	56.07	112	70-130	ug/L	
Chloroethane	50.00	53.53	107	70-130	ug/L	
Chloroform	50.00	54.47	109	70-130	ug/L	
Chloromethane	50.00	55.09	110	70-130	ug/L	
Cyclohexane	50.00	57.86	116	70-130	ug/L	
1,2-Dibromo-3-chloropropane	50.00	56.55	113	70-130	ug/L	
Dibromochloromethane	50.00	55.02	110	70-130	ug/L	
1,2-Dibromoethane	50.00	58.74	117	70-130	ug/L	
1,2-Dichlorobenzene	50.00	58.38	117	70-130	ug/L	
1,3-Dichlorobenzene	50.00	57.53	115	70-130	ug/L	
Dichlorodifluoromethane	50.00	54.21	108	70-130	ug/L	
1,4-Dichlorobenzene	50.00	57.33	115	70-130	ug/L	
1,1-Dichloroethane	50.00	56.41	113	70-130	ug/L	
1,2-Dichloroethane	50.00	54.50	109	70-130	ug/L	
cis-1,2-Dichloroethene	50.00	57.31	115	70-130	ug/L	
1,1-Dichloroethene	50.00	55.40	111	70-130	ug/L	
1,2-Dichloropropane	50.00	57.29	115	70-130	ug/L	
cis-1,3-Dichloropropene	50.00	55.82	112	70-130	ug/L	
trans-1,3-Dichloropropene	50.00	55.72	111	70-130	ug/L	
trans-1,2-Dichloroethene	50.00	56.84	114	70-130	ug/L	
Diisopropyl ether	50.00	58.91	118	70-130	ug/L	
Ethylbenzene	50.00	56.70	113	70-130	ug/L	
2-Hexanone (MBK)	50.00	56.67	113	70-130	ug/L	
Isopropylbenzene	50.00	59.62	119	70-130	ug/L	
Methyl Acetate	50.00	59.73	119	70-130	ug/L	
Methylcyclohexane	50.00	56.82	114	70-130	ug/L	
Methylene chloride	50.00	56.18	112	70-130	ug/L	
4-Methyl-2-Pentanone (MIBK)	50.00	58.27	117	70-130	ug/L	
Methyl-t-Butyl Ether	50.00	59.91	120	70-130	ug/L	
Naphthalene	50.00	58.87	118	70-130	ug/L	
Styrene	50.00	58.77	118	70-130	ug/L	
1,1,2,2-Tetrachloroethane	50.00	59.48	119	70-130	ug/L	
Tetrachloroethene	50.00	55.17	110	70-130	ug/L	
Toluene	50.00	55.21	110	70-130	ug/L	
1,2,3-Trichlorobenzene	50.00	58.23	116	70-130	ug/L	
1,2,4-Trichlorobenzene	50.00	57.72	115	70-130	ug/L	
1,1,1-Trichloroethane	50.00	56.98	114	70-130	ug/L	

PHASE SEPARATION SCIENCE

6630 Baltimore National Pike
Baltimore, MD 21228
410-747-8770
800-932-9047
www.phaseonline.com

QC Summary

Project Name Chester River Hospital Center
PSS Project No.: 22091530

Analytical Method: SW-846 8260 D

Seq Number: 196353 Matrix: Water
Parent Sample Id: ICV-01 ICV Sample Id: ICV-01 Analyzed Date: 08/15/22 13:39

Parameter	Spike Amount	ICV Result	ICV %Rec	Limits	Units	Flag
Trichloroethene	50.00	56.37	113	70-130	ug/L	
1,1,2-Trichloroethane	50.00	56.36	113	70-130	ug/L	
Trichlorofluoromethane	50.00	54.73	109	70-130	ug/L	
1,1,2-Trichlorotrifluoroethane	50.00	55.17	110	70-130	ug/L	
Vinyl chloride	50.00	52.14	104	70-130	ug/L	
m&p-Xylene	100	112.6	113	70-130	ug/L	
o-Xylene	50.00	56.32	113	70-130	ug/L	

Surrogate	ICV Result	Limits	Units	Flag
4-Bromofluorobenzene	102	70-130	%	
Dibromofluoromethane	101	70-130	%	
Toluene-D8	99	70-130	%	

X = Recovery outside of QC Criteria

PHASE SEPARATION SCIENCE

CHAIN OF CUSTODY FORM

All fields must be completed accurately. Shaded sections for lab use only.

www.phaseonline.com ~ info@phaseonline.com

6630 Baltimore National Pike • Suite 103-A • Baltimore, Maryland 21228 • (410) 747-8770 • (800) 932-9047

①

PSS CLIENT: Gannett Fleming, Inc — OFFICE LOCATION: Baltimore

BILL TO (if different): — PHONE #: 443-562-1292

CONTACT: Steve Slatnick — EMAIL: sslatnick@gfnet.com

PROJECT NAME: Chester River Hospital Center — PROJECT #: 67688

SITE LOCATION: Chestertown, MD — P.O. #: 67688

SAMPLER(S): S+S Tech — DW CERT #:

PSS Work Order #: 22091530 — PAGE 1 OF 4

Matrix Codes: SW=Surface Water DW=Drinking Water GW=Ground Water WW=Waste Water O=Oil S=Soil SOL=Solid A=Air WI=Wipe

②

PSS ID	SAMPLE IDENTIFICATION	DATE SAMPLED	TIME SAMPLED	MATRIX Use Codes	# OF CONTAINERS	SAMPLE TYPE: C=COMPOSITE G=GRAB	8015B (DRO)	3630 (DRO using Silica Gel Cleanup)	8260 (VOCs, fuel oxygenates, & naphthalene)	E300.0 Nitrate
Preservatives Use Codes							6	6	1,6	6
1	MW-23	9/14/22	1210	GW	4	G	X		X	
2	MW-18		1110	GW	4	G	X		X	
3	S-3		1212	GW	4	G	X		X	
4	MW-28		1017	GW	4	G	X		X	
5	MW-25		1119	GW	4	G	X		X	
6	MW-29		1013	GW	4	G	X		X	
7	MW-24		1020	GW	4	G	X		X	
8	S-1		1310	GW	4	G	X		X	
9	S-2		1310	GW	4	G	X		X	
10	Trip Blank			GW	2	G			X	

Preservative Codes: 1 - HCL; 2 - H_2SO_4; 3 - HNO_3; 4 - NaOH; 5 - E624KIT; 6 - ICE; 7 - Sodium Thiosulfate; 8 - Ascorbic Acid; 9 - TerraCore Kit

⑤

Relinquished By:	Date	Time	Received By:
(1) K. Klemm	9/15/22	1455	Dan Carter
(2) Dan Carter	09/15/22	1700	[illegible]
(3)			
(4)			

④

Requested TAT (One TAT per COC): ☒ 5-Day ☐ 3-Day ☐ 2-Day ☐ Next Day ☐ Emergency ☐ Other

STATE RESULTS REPORTED TO: ☒ MD ☐ DE ☐ PA ☐ VA ☐ WV ☐ OTHER

COMPLIANCE? ☐ DW ☐ WW

EDD FORMAT TYPE

Ice Present: Present

Custody Seal: N/A

Coolers: 8 Temp: 2.1 - 5.8

Shipping Carrier: FTS

Special Instructions: CC: Keith Klemm (kklemm@gfnet.com)

This chain of custody is a legal document. The client (PSS Client), by signing, or having client's agent sign, this "Chain of Custody Form", agrees to pay for the above requested services per the latest version of the Service Brochure or PSS-provided quotation including any and all attorney's or other reasonable fees if collection becomes necessary.

PHASE SEPARATION SCIENCE

CHAIN OF CUSTODY FORM

All fields must be completed accurately. Shaded sections for lab use only.

www.phaseonline.com ~ info@phaseonline.com

6630 Baltimore National Pike • Suite 103-A • Baltimore, Maryland 21228 • (410) 747-8770 • (800) 932-9047

①

PSS CLIENT: Gannett Fleming, Inc — OFFICE LOCATION: Baltimore

BILL TO (if different): — PHONE #: 443-562-1292

CONTACT: Steve Slatnick — EMAIL: sslatnick@gfnet.com

PROJECT NAME: Chester River Hospital Center — PROJECT #: 67688

SITE LOCATION: Chestertown, MD — P.O. #: 67688

SAMPLER(S): S+S Tech — DW CERT #:

PSS Work Order #: 22091530

PAGE 2 OF 4

Matrix Codes: SW=Surface Water DW=Drinking Water GW=Ground Water WW=Waste Water O=Oil S=Soil SOL=Solid A=Air WI=Wipe

②

PSS ID	SAMPLE IDENTIFICATION	DATE SAMPLED	TIME SAMPLED	MATRIX Use Codes	# OF CONTAINERS	SAMPLE TYPE: C=COMPOSITE G=GRAB	Preservatives Use Codes		6	6		1,6			6			
							Analysis/ Method Required ③		8015B (DRO)	3630 (DRO using	Silica Gel Cleanup)	8260 (VOCs,	fuel oxygenates,	& naphthalene)	E300.0 Nitrate			
11	MW-34	9/14/22	1410	GW	4	G			X			X						
12	MW-17		1335	GW		G			X			X						
13	MW-15		1255	GW		G			X			X						
14	MW-49		1220	GW		G			X			X						
15	MW-50		1140	GW		G			X			X						
16	MW-16		1050	GW		G			X			X						
17	MW-33		1415	GW		G			X			X						
18	MW-48		1419	GW		G			X			X						
19	MW-11		1510	GW		G			X	X		X						
20	MW-43		1515	GW		G			X	X		X						

Preservative Codes: 1 - HCL; 2 - H_2SO_4; 3 - HNO_3; 4 - NaOH; 5 - E624KIT; 6 - ICE; 7 - Sodium Thiosulfate; 8 - Ascorbic Acid; 9 - TerraCore Kit

⑤

Relinquished By:	Date	Time	Received By:
(1) K. Klemm	9/15/22	1455	Van Parks
(2) Van Parks	09/15/22	1700	[illegible]
(3)			
(4)			

④

Requested TAT (One TAT per COC): ☒ 5-Day ☐ 3-Day ☐ 2-Day ☐ Next Day ☐ Emergency ☐ Other

STATE RESULTS REPORTED TO: ☒ MD ☐ DE ☐ PA ☐ VA ☐ WV ☐ OTHER

COMPLIANCE? ☐ DW ☐ WW

EDD FORMAT TYPE

Ice Present: Present

Custody Seal: N/A

Coolers: 8 Temp: 2.1 - 5.8°C

Shipping Carrier: TTE

Special Instructions: CC: Keith Klemm (kklemm@gfnet.com)

This chain of custody is a legal document. The client (PSS Client), by signing, or having client's agent sign, this "Chain of Custody Form", agrees to pay for the above requested services per the latest version of the Service Brochure or PSS-provided quotation including any and all attorney's or other reasonable fees if collection becomes necessary.

PHASE SEPARATION SCIENCE

6630 Baltimore National Pike
Baltimore, MD 21228
410-747-8770
800-932-9047
www.phaseonline.com

Sample Receipt Checklist

Project Name: Chester River Hospital Center
PSS Project No.: 22091530

Client Name	Gannett Fleming, Inc.	**Received By**	Jillian Chapman
Disposal Date	10/20/2022	**Date Received**	09/15/2022 05:00:00 PM
		Delivered By	Trans Time Express
		Tracking No	Not Applicable
		Logged In By	Jillian Chapman

Shipping Container(s)

No. of Coolers 8

		Ice	Present
Custody Seal(s) Intact?	N/A	Temp (deg C)	5.8
Seal(s) Signed / Dated?	N/A	Temp Blank Present	No

Documentation

		Sampler Name	S+S Tech
COC agrees with sample labels?	Yes	MD DW Cert. No.	N/A
Chain of Custody	Yes		

Sample Container

		Custody Seal(s) Intact?	Not Applicable
Appropriate for Specified Analysis?	Yes	Seal(s) Signed / Dated	Not Applicable
Intact?	Yes		
Labeled and Labels Legible?	Yes		

Holding Time

		Total No. of Samples Received	20
All Samples Received Within Holding Time(s)?	Yes	Total No. of Containers Received	78

Preservation

Total Metals	(pH<2)	N/A
Dissolved Metals, filtered within 15 minutes of collection	(pH<2)	N/A
Orthophosphorus, filtered within 15 minutes of collection		N/A
Cyanides	(pH>12)	N/A
Sulfide	(pH>9)	N/A
TOC, DOC (field filtered), COD, Phenols	(pH<2)	N/A
TOX, TKN, NH3, Total Phos	(pH<2)	N/A
VOC, BTEX (VOA Vials Rcvd Preserved)	(pH<2)	Yes
Do VOA vials have zero headspace?		Yes
624 VOC (Rcvd at least one unpreserved VOA vial)		N/A
524 VOC (Rcvd with trip blanks)	(pH<2)	N/A

Comments: (Any "No" response must be detailed in the comments section below.)

For any improper preservation conditions, list sample ID, preservative added (reagent ID number) below as well as documentation of any client notification as well as client instructions. Samples for pH, chlorine and dissolved oxygen should be analyzed as soon as possible, preferably in the field at the time of sampling. Samples which require thermal preservation shall be considered acceptable when received at a temperature above freezing to 6°C. Samples that are hand delivered on the day that they are collected may not meet these criteria but shall be considered acceptable if there is evidence that the chilling process has begun such as arrival on ice.

Samples Inspected/Checklist Completed By: Jillian Chapman — Date: 09/16/2022

PM Review and Approval: Lynn Jackson — Date: 09/16/2022

PHASE
SEPARATION
SCIENCE

6630 Baltimore National Pike
Baltimore, MD 21228
410-747-8770
800-932-9047
www.phaseonline.com

Certificate of Analysis

Project Name: Chester River Hospital Center
PSS Project No.: 22091531

September 22, 2022

Steve Slatnick
Gannett Fleming, Inc.
7133 Rutherford Road, Suite 300
Baltimore, MD 21244

Reference: PSS Project No: **22091531**
Project Name: Chester River Hospital Center
Project Location: Chestertown, MD
Project ID.: 67688

Dear Steve Slatnick:

This report includes the analytical results from the analyses performed on the samples received under the project name referenced above and identified with the Phase Separation Science (PSS) Project number(s) **22091531**.

All work reported herein has been performed in accordance with current NELAP standards, referenced methodologies, PSS Standard Operating Procedures and the PSS Quality Assurance Manual unless otherwise noted in the Case Narrative Summary. PSS is limited in liability to the actual cost of the sample analysis done.

PSS reserves the right to return any unused samples, extracts or related solutions. Otherwise, the samples are scheduled for disposal, without any further notice, on October 20, 2022, with the exception of air canisters which are cleaned immediately following analysis. This includes any samples that were received with a request to be held but lacked a specific hold period. It is your responsibility to provide a written request defining a specific disposal date if additional storage is required. Upon receipt, the request will be acknowledged by PSS, thus extending the storage period.

This report shall not be reproduced except in full, without the written approval of an authorized PSS representative. A copy of this report will be retained by PSS for at least 5 years, after which time it will be disposed of without further notice, unless prior arrangements have been made.

We thank you for selecting Phase Separation Science, Inc. to serve your analytical needs. If you have any questions concerning this report, do not hesitate to contact us at 410-747-8770 or info@phaseonline.com.

Sincerely,

Dan Prucnal
Laboratory Manager

PHASE SEPARATION SCIENCE

6630 Baltimore National Pike
Baltimore, MD 21228
410-747-8770
800-932-9047
www.phaseonline.com

Explanation of Qualifiers

Project Name: Chester River Hospital Center
PSS Project No.: 22091531

Project ID: 67688

The following samples were received under chain of custody by Phase Separation Science (PSS) on 09/15/2022 at 05:00 pm

PSS Sample ID	Sample ID	Matrix	Date/Time Collected
22091531-001	MW-51	GROUND WATER	09/15/22 08:05
22091531-002	MW-37	GROUND WATER	09/15/22 09:03
22091531-003	MW-13	GROUND WATER	09/15/22 08:57
22091531-004	MW-45	GROUND WATER	09/15/22 07:57
22091531-005	MW-52	GROUND WATER	09/15/22 08:30
22091531-006	MW-10R	GROUND WATER	09/15/22 10:00
22091531-007	MW-46	GROUND WATER	09/15/22 09:47
22091531-008	MW-56	GROUND WATER	09/15/22 10:25
22091531-009	MW-35	GROUND WATER	09/15/22 09:25
22091531-010	MW-9	GROUND WATER	09/15/22 10:50
22091531-011	MW-14	GROUND WATER	09/15/22 11:48
22091531-012	MW-20	GROUND WATER	09/15/22 11:15
22091531-013	MW-19	GROUND WATER	09/15/22 12:00
22091531-014	MW-54	GROUND WATER	09/15/22 12:54
22091531-015	MW-47	GROUND WATER	09/15/22 10:57

Please reference the Chain of Custody and Sample Receipt Checklist for specific container counts and preservatives. Any sample conditions not in compliance with sample acceptance criteria are described in Case Narrative Summary.

Notes:

1. The presence of a common laboratory contaminant such as methylene chloride may be considered a possible laboratory artifact. Where observed, appropriate consideration of data should be taken.
2. Unless otherwise noted in the case narrative, results are reported on a dry weight basis with the exception of pH, flashpoint, moisture, and paint filter test.
3. Drinking water samples collected for the purpose of compliance with SDWA may not be suitable for their intended use unless collected by a certified sampler [COMAR 26.08.05.07.C.2].
4. The analyses of 1,2-dibromo-3-chloropropane (DBCP) and 1,2-dibromoethane (EDB) by EPA 524.2 and calcium, magnesium, sodium and iron by EPA 200.8 are not currently promulgated for use in testing to meet the Safe Drinking Water Act and as such cannot be used for compliance purposes. The listings of the current promulgated methods for testing in compliance with the Safe Drinking Water Act can be found in the 40 CFR part 141.1, for the primary drinking water contaminates, and part 141.3, for the secondary drinking water contaminates.
5. Sample prepared under EPA 3550C with concentrations greater than 20 mg/Kg should employ the microtip extraction procedure if required to meet data quality objectives.
6. The analysis of acrolein by EPA 624 must be analyzed within three days of sampling unless pH is adjusted to 4-5 units [40 CFR part 136.3(e)].
7. Method 180.1, The Determination of Turbidity by Nephelometry, recommends samples over 40 NTU be diluted until the turbidity falls below 40 units. Routine samples over 40 NTU may not be diluted as long as the data quality objectives are not affected.
8. Alkalinity results analyzed by EPA 310.2 that are reported by dilution are estimated and are not in compliance with method requirements.

PHASE SEPARATION SCIENCE

6630 Baltimore National Pike
Baltimore, MD 21228
410-747-8770
800-932-9047
www.phaseonline.com

Explanation of Qualifiers

Project Name: Chester River Hospital Center

PSS Project No.: 22091531

Standard Flags/Abbreviations:

B	A target analyte or common laboratory contaminant was identified in the method blank. Its presence indicates possible field or laboratory contamination.
C	Results Pending Final Confirmation.
E	The data exceeds the upper calibration limit; therefore, the concentration is reported as estimated.
Fail	The result exceeds the regulatory level for Toxicity Characteristic (TCLP) as cited in 40 CFR 261.24 Table 1.
J	The target analyte was positively identified below the reporting limit but greater than the MDL.
MDL	This is the Laboratory Method Detection Limit which is equivalent to the Limit of Detection (LOD). The LOD is the minimum result, which can be reliably discriminated from a blank with a predetermined confidence level. This value will remain constant across multiple similar instrumentation and among different analysts. An LOD is analyte and matrix specific. instrumentation and among different analysts. An LOD is analyte and matrix specific.
ND	Not Detected at or above the reporting limit.
RL	PSS Reporting Limit.
U	Not detected.

Certifications:

NELAP Certifications: PA 68-03330, VA 460156
State Certifications: MD 179, WV 303
Regulated Soil Permit: P330-12-00268
NSWC USCG Accepted Laboratory
LDBE MWAA LD1997-0041-2015

PHASE SEPARATION SCIENCE

6630 Baltimore National Pike
Baltimore, MD 21228
410-747-8770
800-932-9047
www.phaseonline.com

Certificate of Analysis

Project Name: Chester River Hospital Center
PSS Project No.: 22091531

Sample ID: MW-51 **Date/Time Sampled: 09/15/2022 08:05** **PSS Sample ID: 22091531-001**
Matrix: GROUND WATER **Date/Time Received: 09/15/2022 17:00**

Inorganic Anions: Nitrate — Analytical Method: EPA 300.0 — Preparation Method: E300.0P

	Result	Units	RL	Flag	Dil	Prepared	Analyzed	Analyst
Nitrate (as N)	**4.8**	mg/L	0.10		1	09/16/22	09/16/22 12:36	1053

Total Petroleum Hydrocarbons - DRO — Analytical Method: SW-846 8015C DRO — Preparation Method: SW3510C

	Result	Units	RL	Flag	Dil	Prepared	Analyzed	Analyst
TPH-DRO (Diesel Range Organics)	**0.16**	mg/L	0.10		1	09/19/22	09/20/22 04:35	1069
Surrogate(s)	***Recovery***		***Limits***					
o-Terphenyl	*86*	*%*	*52-100*		*1*	*09/19/22*	*09/20/22 04:35*	*1069*

TCL Volatiles plus Oxygenates — Analytical Method: SW-846 8260 D — Preparation Method: SW5030B

Qualifier(s): See Batch 197347 on Case Narrative.

	Result	Units	RL	Flag	Dil	Prepared	Analyzed	Analyst
Acetone	ND	ug/L	5.0		1	09/18/22	09/18/22 14:35	1011
tert-Amyl alcohol	ND	ug/L	5.0		1	09/18/22	09/18/22 14:35	1011
tert-Amyl ethyl ether	ND	ug/L	1.0		1	09/18/22	09/18/22 14:35	1011
tert-Amyl methyl ether	ND	ug/L	1.0		1	09/18/22	09/18/22 14:35	1011
Benzene	ND	ug/L	1.0		1	09/18/22	09/18/22 14:35	1011
Bromochloromethane	ND	ug/L	1.0		1	09/18/22	09/18/22 14:35	1011
Bromodichloromethane	ND	ug/L	1.0		1	09/18/22	09/18/22 14:35	1011
Bromoform	ND	ug/L	1.0		1	09/18/22	09/18/22 14:35	1011
Bromomethane	ND	ug/L	1.0		1	09/18/22	09/18/22 14:35	1011
tert-Butyl alcohol	ND	ug/L	5.0		1	09/18/22	09/18/22 14:35	1011
2-Butanone (MEK)	ND	ug/L	5.0		1	09/18/22	09/18/22 14:35	1011
tert-Butyl ethyl ether	ND	ug/L	1.0		1	09/18/22	09/18/22 14:35	1011
Carbon Disulfide	ND	ug/L	1.0		1	09/18/22	09/18/22 14:35	1011
Carbon tetrachloride	ND	ug/L	1.0		1	09/18/22	09/18/22 14:35	1011
Chlorobenzene	ND	ug/L	1.0		1	09/18/22	09/18/22 14:35	1011
Chloroethane	ND	ug/L	1.0		1	09/18/22	09/18/22 14:35	1011
Chloroform	ND	ug/L	1.0		1	09/18/22	09/18/22 14:35	1011
Chloromethane	ND	ug/L	1.0		1	09/18/22	09/18/22 14:35	1011

PHASE SEPARATION SCIENCE

6630 Baltimore National Pike
Baltimore, MD 21228
410-747-8770
800-932-9047
www.phaseonline.com

Certificate of Analysis

Project Name: Chester River Hospital Center
PSS Project No.: 22091531

Sample ID: MW-51 **Date/Time Sampled: 09/15/2022 08:05** **PSS Sample ID: 22091531-001**
Matrix: GROUND WATER **Date/Time Received: 09/15/2022 17:00**

TCL Volatiles plus Oxygenates Analytical Method: SW-846 8260 D Preparation Method: SW5030B

Qualifier(s): See Batch 197347 on Case Narrative.

	Result	Units	RL	Flag	Dil	Prepared	Analyzed	Analyst
Cyclohexane	ND	ug/L	1.0		1	09/18/22	09/18/22 14:35	1011
1,2-Dibromo-3-chloropropane	ND	ug/L	1.0		1	09/18/22	09/18/22 14:35	1011
Dibromochloromethane	ND	ug/L	1.0		1	09/18/22	09/18/22 14:35	1011
1,2-Dibromoethane	ND	ug/L	1.0		1	09/18/22	09/18/22 14:35	1011
1,2-Dichlorobenzene	ND	ug/L	1.0		1	09/18/22	09/18/22 14:35	1011
1,3-Dichlorobenzene	ND	ug/L	1.0		1	09/18/22	09/18/22 14:35	1011
Dichlorodifluoromethane	ND	ug/L	1.0		1	09/18/22	09/18/22 14:35	1011
1,4-Dichlorobenzene	ND	ug/L	1.0		1	09/18/22	09/18/22 14:35	1011
1,1-Dichloroethane	ND	ug/L	1.0		1	09/18/22	09/18/22 14:35	1011
1,2-Dichloroethane	ND	ug/L	1.0		1	09/18/22	09/18/22 14:35	1011
cis-1,2-Dichloroethene	ND	ug/L	1.0		1	09/18/22	09/18/22 14:35	1011
1,1-Dichloroethene	ND	ug/L	1.0		1	09/18/22	09/18/22 14:35	1011
1,2-Dichloropropane	ND	ug/L	1.0		1	09/18/22	09/18/22 14:35	1011
cis-1,3-Dichloropropene	ND	ug/L	1.0		1	09/18/22	09/18/22 14:35	1011
trans-1,3-Dichloropropene	ND	ug/L	1.0		1	09/18/22	09/18/22 14:35	1011
trans-1,2-Dichloroethene	ND	ug/L	1.0		1	09/18/22	09/18/22 14:35	1011
Diisopropyl ether	ND	ug/L	1.0		1	09/18/22	09/18/22 14:35	1011
Ethylbenzene	ND	ug/L	1.0		1	09/18/22	09/18/22 14:35	1011
2-Hexanone (MBK)	ND	ug/L	5.0		1	09/18/22	09/18/22 14:35	1011
Isopropylbenzene	ND	ug/L	1.0		1	09/18/22	09/18/22 14:35	1011
Methyl Acetate	ND	ug/L	1.0		1	09/18/22	09/18/22 14:35	1011
Methylcyclohexane	ND	ug/L	1.0		1	09/18/22	09/18/22 14:35	1011
Methylene chloride	ND	ug/L	1.0		1	09/18/22	09/18/22 14:35	1011
4-Methyl-2-Pentanone (MIBK)	ND	ug/L	5.0		1	09/18/22	09/18/22 14:35	1011
Methyl-t-Butyl Ether	ND	ug/L	1.0		1	09/18/22	09/18/22 14:35	1011
Naphthalene	ND	ug/L	1.0		1	09/18/22	09/18/22 14:35	1011
Styrene	ND	ug/L	1.0		1	09/18/22	09/18/22 14:35	1011
1,1,2,2-Tetrachloroethane	ND	ug/L	1.0		1	09/18/22	09/18/22 14:35	1011
Tetrachloroethene	ND	ug/L	1.0		1	09/18/22	09/18/22 14:35	1011
Toluene	ND	ug/L	1.0		1	09/18/22	09/18/22 14:35	1011
1,2,3-Trichlorobenzene	ND	ug/L	1.0		1	09/18/22	09/18/22 14:35	1011
1,2,4-Trichlorobenzene	ND	ug/L	1.0		1	09/18/22	09/18/22 14:35	1011
1,1,1-Trichloroethane	ND	ug/L	1.0		1	09/18/22	09/18/22 14:35	1011
Trichloroethene	ND	ug/L	1.0		1	09/18/22	09/18/22 14:35	1011
1,1,2-Trichloroethane	ND	ug/L	1.0		1	09/18/22	09/18/22 14:35	1011

PHASE SEPARATION SCIENCE

6630 Baltimore National Pike
Baltimore, MD 21228
410-747-8770
800-932-9047
www.phaseonline.com

Certificate of Analysis

Project Name: Chester River Hospital Center
PSS Project No.: 22091531

Sample ID: MW-51 **Date/Time Sampled: 09/15/2022 08:05** **PSS Sample ID: 22091531-001**
Matrix: GROUND WATER **Date/Time Received: 09/15/2022 17:00**

TCL Volatiles plus Oxygenates Analytical Method: SW-846 8260 D Preparation Method: SW5030B

Qualifier(s): See Batch 197347 on Case Narrative.

	Result	Units	RL	Flag	Dil	Prepared	Analyzed	Analyst
Trichlorofluoromethane	ND	ug/L	1.0		1	09/18/22	09/18/22 14:35	1011
1,1,2-Trichlorotrifluoroethane	ND	ug/L	1.0		1	09/18/22	09/18/22 14:35	1011
Vinyl chloride	ND	ug/L	1.0		1	09/18/22	09/18/22 14:35	1011
m&p-Xylene	ND	ug/L	2.0		1	09/18/22	09/18/22 14:35	1011
o-Xylene	ND	ug/L	1.0		1	09/18/22	09/18/22 14:35	1011

Surrogate(s)	*Recovery*		*Limits*				
4-Bromofluorobenzene	*98*	*%*	*88-120*		*1*	*09/18/22*	*09/18/22 14:35*	*1011*
Dibromofluoromethane	*101*	*%*	*92-107*		*1*	*09/18/22*	*09/18/22 14:35*	*1011*
Toluene-D8	*99*	*%*	*95-106*		*1*	*09/18/22*	*09/18/22 14:35*	*1011*

PHASE SEPARATION SCIENCE

6630 Baltimore National Pike
Baltimore, MD 21228
410-747-8770
800-932-9047
www.phaseonline.com

Certificate of Analysis

Project Name: Chester River Hospital Center
PSS Project No.: 22091531

Sample ID: MW-37 **Date/Time Sampled: 09/15/2022 09:03** **PSS Sample ID: 22091531-002**
Matrix: GROUND WATER **Date/Time Received: 09/15/2022 17:00**

Inorganic Anions: Nitrate — Analytical Method: EPA 300.0 — Preparation Method: E300.0P

	Result	Units	RL	Flag	Dil	Prepared	Analyzed	Analyst
Nitrate (as N)	**0.18**	mg/L	0.10		1	09/16/22	09/16/22 13:45	1053

Total Petroleum Hydrocarbons - DRO — Analytical Method: SW-846 8015C DRO — Preparation Method: SW3510C

	Result	Units	RL	Flag	Dil	Prepared	Analyzed	Analyst
TPH-DRO (Diesel Range Organics)	**0.34**	mg/L	0.10		1	09/19/22	09/20/22 05:01	1069
Surrogate(s)	***Recovery***		***Limits***					
o-Terphenyl	*92*	*%*	*52-100*		*1*	*09/19/22*	*09/20/22 05:01*	*1069*

TCL Volatiles plus Oxygenates — Analytical Method: SW-846 8260 D — Preparation Method: SW5030B

Qualifier(s): See Batch 197347 on Case Narrative.

	Result	Units	RL	Flag	Dil	Prepared	Analyzed	Analyst
Acetone	ND	ug/L	5.0		1	09/18/22	09/18/22 14:57	1011
tert-Amyl alcohol	ND	ug/L	5.0		1	09/18/22	09/18/22 14:57	1011
tert-Amyl ethyl ether	ND	ug/L	1.0		1	09/18/22	09/18/22 14:57	1011
tert-Amyl methyl ether	ND	ug/L	1.0		1	09/18/22	09/18/22 14:57	1011
Benzene	ND	ug/L	1.0		1	09/18/22	09/18/22 14:57	1011
Bromochloromethane	ND	ug/L	1.0		1	09/18/22	09/18/22 14:57	1011
Bromodichloromethane	ND	ug/L	1.0		1	09/18/22	09/18/22 14:57	1011
Bromoform	ND	ug/L	1.0		1	09/18/22	09/18/22 14:57	1011
Bromomethane	ND	ug/L	1.0		1	09/18/22	09/18/22 14:57	1011
tert-Butyl alcohol	ND	ug/L	5.0		1	09/18/22	09/18/22 14:57	1011
2-Butanone (MEK)	ND	ug/L	5.0		1	09/18/22	09/18/22 14:57	1011
tert-Butyl ethyl ether	ND	ug/L	1.0		1	09/18/22	09/18/22 14:57	1011
Carbon Disulfide	ND	ug/L	1.0		1	09/18/22	09/18/22 14:57	1011
Carbon tetrachloride	ND	ug/L	1.0		1	09/18/22	09/18/22 14:57	1011
Chlorobenzene	ND	ug/L	1.0		1	09/18/22	09/18/22 14:57	1011
Chloroethane	ND	ug/L	1.0		1	09/18/22	09/18/22 14:57	1011
Chloroform	ND	ug/L	1.0		1	09/18/22	09/18/22 14:57	1011
Chloromethane	ND	ug/L	1.0		1	09/18/22	09/18/22 14:57	1011

PHASE SEPARATION SCIENCE

6630 Baltimore National Pike
Baltimore, MD 21228
410-747-8770
800-932-9047
www.phaseonline.com

Certificate of Analysis

Project Name: Chester River Hospital Center
PSS Project No.: 22091531

Sample ID: MW-37 **Date/Time Sampled: 09/15/2022 09:03** **PSS Sample ID: 22091531-002**
Matrix: GROUND WATER **Date/Time Received: 09/15/2022 17:00**

TCL Volatiles plus Oxygenates Analytical Method: SW-846 8260 D Preparation Method: SW5030B

Qualifier(s): See Batch 197347 on Case Narrative.

	Result	Units	RL	Flag	Dil	Prepared	Analyzed	Analyst
Cyclohexane	ND	ug/L	1.0		1	09/18/22	09/18/22 14:57	1011
1,2-Dibromo-3-chloropropane	ND	ug/L	1.0		1	09/18/22	09/18/22 14:57	1011
Dibromochloromethane	ND	ug/L	1.0		1	09/18/22	09/18/22 14:57	1011
1,2-Dibromoethane	ND	ug/L	1.0		1	09/18/22	09/18/22 14:57	1011
1,2-Dichlorobenzene	ND	ug/L	1.0		1	09/18/22	09/18/22 14:57	1011
1,3-Dichlorobenzene	ND	ug/L	1.0		1	09/18/22	09/18/22 14:57	1011
Dichlorodifluoromethane	ND	ug/L	1.0		1	09/18/22	09/18/22 14:57	1011
1,4-Dichlorobenzene	ND	ug/L	1.0		1	09/18/22	09/18/22 14:57	1011
1,1-Dichloroethane	ND	ug/L	1.0		1	09/18/22	09/18/22 14:57	1011
1,2-Dichloroethane	ND	ug/L	1.0		1	09/18/22	09/18/22 14:57	1011
cis-1,2-Dichloroethene	ND	ug/L	1.0		1	09/18/22	09/18/22 14:57	1011
1,1-Dichloroethene	ND	ug/L	1.0		1	09/18/22	09/18/22 14:57	1011
1,2-Dichloropropane	ND	ug/L	1.0		1	09/18/22	09/18/22 14:57	1011
cis-1,3-Dichloropropene	ND	ug/L	1.0		1	09/18/22	09/18/22 14:57	1011
trans-1,3-Dichloropropene	ND	ug/L	1.0		1	09/18/22	09/18/22 14:57	1011
trans-1,2-Dichloroethene	ND	ug/L	1.0		1	09/18/22	09/18/22 14:57	1011
Diisopropyl ether	ND	ug/L	1.0		1	09/18/22	09/18/22 14:57	1011
Ethylbenzene	ND	ug/L	1.0		1	09/18/22	09/18/22 14:57	1011
2-Hexanone (MBK)	ND	ug/L	5.0		1	09/18/22	09/18/22 14:57	1011
Isopropylbenzene	ND	ug/L	1.0		1	09/18/22	09/18/22 14:57	1011
Methyl Acetate	ND	ug/L	1.0		1	09/18/22	09/18/22 14:57	1011
Methylcyclohexane	ND	ug/L	1.0		1	09/18/22	09/18/22 14:57	1011
Methylene chloride	ND	ug/L	1.0		1	09/18/22	09/18/22 14:57	1011
4-Methyl-2-Pentanone (MIBK)	ND	ug/L	5.0		1	09/18/22	09/18/22 14:57	1011
Methyl-t-Butyl Ether	ND	ug/L	1.0		1	09/18/22	09/18/22 14:57	1011
Naphthalene	ND	ug/L	1.0		1	09/18/22	09/18/22 14:57	1011
Styrene	ND	ug/L	1.0		1	09/18/22	09/18/22 14:57	1011
1,1,2,2-Tetrachloroethane	ND	ug/L	1.0		1	09/18/22	09/18/22 14:57	1011
Tetrachloroethene	ND	ug/L	1.0		1	09/18/22	09/18/22 14:57	1011
Toluene	ND	ug/L	1.0		1	09/18/22	09/18/22 14:57	1011
1,2,3-Trichlorobenzene	ND	ug/L	1.0		1	09/18/22	09/18/22 14:57	1011
1,2,4-Trichlorobenzene	ND	ug/L	1.0		1	09/18/22	09/18/22 14:57	1011
1,1,1-Trichloroethane	ND	ug/L	1.0		1	09/18/22	09/18/22 14:57	1011
Trichloroethene	ND	ug/L	1.0		1	09/18/22	09/18/22 14:57	1011
1,1,2-Trichloroethane	ND	ug/L	1.0		1	09/18/22	09/18/22 14:57	1011

PHASE SEPARATION SCIENCE

6630 Baltimore National Pike
Baltimore, MD 21228
410-747-8770
800-932-9047
www.phaseonline.com

Certificate of Analysis

Project Name: Chester River Hospital Center
PSS Project No.: 22091531

Sample ID: MW-37 **Date/Time Sampled: 09/15/2022 09:03** **PSS Sample ID: 22091531-002**
Matrix: GROUND WATER **Date/Time Received: 09/15/2022 17:00**

TCL Volatiles plus Oxygenates Analytical Method: SW-846 8260 D Preparation Method: SW5030B

Qualifier(s): See Batch 197347 on Case Narrative.

	Result	Units	RL	Flag	Dil	Prepared	Analyzed	Analyst
Trichlorofluoromethane	ND	ug/L	1.0		1	09/18/22	09/18/22 14:57	1011
1,1,2-Trichlorotrifluoroethane	ND	ug/L	1.0		1	09/18/22	09/18/22 14:57	1011
Vinyl chloride	ND	ug/L	1.0		1	09/18/22	09/18/22 14:57	1011
m&p-Xylene	ND	ug/L	2.0		1	09/18/22	09/18/22 14:57	1011
o-Xylene	ND	ug/L	1.0		1	09/18/22	09/18/22 14:57	1011

Surrogate(s)	*Recovery*		*Limits*				
4-Bromofluorobenzene	*100*	*%*	*88-120*		*1*	*09/18/22*	*09/18/22 14:57*	*1011*
Dibromofluoromethane	*102*	*%*	*92-107*		*1*	*09/18/22*	*09/18/22 14:57*	*1011*
Toluene-D8	*100*	*%*	*95-106*		*1*	*09/18/22*	*09/18/22 14:57*	*1011*

PHASE SEPARATION SCIENCE

6630 Baltimore National Pike
Baltimore, MD 21228
410-747-8770
800-932-9047
www.phaseonline.com

Certificate of Analysis

Project Name: Chester River Hospital Center
PSS Project No.: 22091531

Sample ID: MW-13 **Date/Time Sampled: 09/15/2022 08:57** **PSS Sample ID: 22091531-003**
Matrix: GROUND WATER **Date/Time Received: 09/15/2022 17:00**

Total Petroleum Hydrocarbons - DRO Analytical Method: SW-846 8015C DRO Preparation Method: SW3510C

	Result	Units	RL	Flag	Dil	Prepared	Analyzed	Analyst
TPH-DRO (Diesel Range Organics)	**5.0**	mg/L	0.10		1	09/19/22	09/20/22 05:28	1069
Surrogate(s)	***Recovery***		***Limits***					
o-Terphenyl	*79*	*%*	*52-100*		*1*	*09/19/22*	*09/20/22 05:28*	*1069*

TCL Volatiles plus Oxygenates Analytical Method: SW-846 8260 D Preparation Method: SW5030B

Qualifier(s): See Batch 197347 on Case Narrative.

	Result	Units	RL	Flag	Dil	Prepared	Analyzed	Analyst
Acetone	ND	ug/L	5.0		1	09/18/22	09/18/22 15:20	1011
tert-Amyl alcohol	ND	ug/L	5.0		1	09/18/22	09/18/22 15:20	1011
tert-Amyl ethyl ether	ND	ug/L	1.0		1	09/18/22	09/18/22 15:20	1011
tert-Amyl methyl ether	ND	ug/L	1.0		1	09/18/22	09/18/22 15:20	1011
Benzene	ND	ug/L	1.0		1	09/18/22	09/18/22 15:20	1011
Bromochloromethane	ND	ug/L	1.0		1	09/18/22	09/18/22 15:20	1011
Bromodichloromethane	ND	ug/L	1.0		1	09/18/22	09/18/22 15:20	1011
Bromoform	ND	ug/L	1.0		1	09/18/22	09/18/22 15:20	1011
Bromomethane	ND	ug/L	1.0		1	09/18/22	09/18/22 15:20	1011
tert-Butyl alcohol	ND	ug/L	5.0		1	09/18/22	09/18/22 15:20	1011
2-Butanone (MEK)	ND	ug/L	5.0		1	09/18/22	09/18/22 15:20	1011
tert-Butyl ethyl ether	ND	ug/L	1.0		1	09/18/22	09/18/22 15:20	1011
Carbon Disulfide	ND	ug/L	1.0		1	09/18/22	09/18/22 15:20	1011
Carbon tetrachloride	ND	ug/L	1.0		1	09/18/22	09/18/22 15:20	1011
Chlorobenzene	ND	ug/L	1.0		1	09/18/22	09/18/22 15:20	1011
Chloroethane	ND	ug/L	1.0		1	09/18/22	09/18/22 15:20	1011
Chloroform	ND	ug/L	1.0		1	09/18/22	09/18/22 15:20	1011
Chloromethane	ND	ug/L	1.0		1	09/18/22	09/18/22 15:20	1011
Cyclohexane	ND	ug/L	1.0		1	09/18/22	09/18/22 15:20	1011
1,2-Dibromo-3-chloropropane	ND	ug/L	1.0		1	09/18/22	09/18/22 15:20	1011
Dibromochloromethane	ND	ug/L	1.0		1	09/18/22	09/18/22 15:20	1011
1,2-Dibromoethane	ND	ug/L	1.0		1	09/18/22	09/18/22 15:20	1011
1,2-Dichlorobenzene	ND	ug/L	1.0		1	09/18/22	09/18/22 15:20	1011
1,3-Dichlorobenzene	ND	ug/L	1.0		1	09/18/22	09/18/22 15:20	1011
Dichlorodifluoromethane	ND	ug/L	1.0		1	09/18/22	09/18/22 15:20	1011
1,4-Dichlorobenzene	ND	ug/L	1.0		1	09/18/22	09/18/22 15:20	1011
1,1-Dichloroethane	ND	ug/L	1.0		1	09/18/22	09/18/22 15:20	1011

PHASE SEPARATION SCIENCE

6630 Baltimore National Pike
Baltimore, MD 21228
410-747-8770
800-932-9047
www.phaseonline.com

Certificate of Analysis

Project Name: Chester River Hospital Center
PSS Project No.: 22091531

Sample ID: MW-13 **Date/Time Sampled: 09/15/2022 08:57** **PSS Sample ID: 22091531-003**
Matrix: GROUND WATER **Date/Time Received: 09/15/2022 17:00**

TCL Volatiles plus Oxygenates Analytical Method: SW-846 8260 D Preparation Method: SW5030B

Qualifier(s): See Batch 197347 on Case Narrative.

	Result	Units	RL	Flag	Dil	Prepared	Analyzed	Analyst
1,2-Dichloroethane	ND	ug/L	1.0		1	09/18/22	09/18/22 15:20	1011
cis-1,2-Dichloroethene	ND	ug/L	1.0		1	09/18/22	09/18/22 15:20	1011
1,1-Dichloroethene	ND	ug/L	1.0		1	09/18/22	09/18/22 15:20	1011
1,2-Dichloropropane	ND	ug/L	1.0		1	09/18/22	09/18/22 15:20	1011
cis-1,3-Dichloropropene	ND	ug/L	1.0		1	09/18/22	09/18/22 15:20	1011
trans-1,3-Dichloropropene	ND	ug/L	1.0		1	09/18/22	09/18/22 15:20	1011
trans-1,2-Dichloroethene	ND	ug/L	1.0		1	09/18/22	09/18/22 15:20	1011
Diisopropyl ether	ND	ug/L	1.0		1	09/18/22	09/18/22 15:20	1011
Ethylbenzene	ND	ug/L	1.0		1	09/18/22	09/18/22 15:20	1011
2-Hexanone (MBK)	ND	ug/L	5.0		1	09/18/22	09/18/22 15:20	1011
Isopropylbenzene	ND	ug/L	1.0		1	09/18/22	09/18/22 15:20	1011
Methyl Acetate	ND	ug/L	1.0		1	09/18/22	09/18/22 15:20	1011
Methylcyclohexane	ND	ug/L	1.0		1	09/18/22	09/18/22 15:20	1011
Methylene chloride	ND	ug/L	1.0		1	09/18/22	09/18/22 15:20	1011
4-Methyl-2-Pentanone (MIBK)	ND	ug/L	5.0		1	09/18/22	09/18/22 15:20	1011
Methyl-t-Butyl Ether	ND	ug/L	1.0		1	09/18/22	09/18/22 15:20	1011
Naphthalene	ND	ug/L	1.0		1	09/18/22	09/18/22 15:20	1011
Styrene	ND	ug/L	1.0		1	09/18/22	09/18/22 15:20	1011
1,1,2,2-Tetrachloroethane	ND	ug/L	1.0		1	09/18/22	09/18/22 15:20	1011
Tetrachloroethene	ND	ug/L	1.0		1	09/18/22	09/18/22 15:20	1011
Toluene	ND	ug/L	1.0		1	09/18/22	09/18/22 15:20	1011
1,2,3-Trichlorobenzene	ND	ug/L	1.0		1	09/18/22	09/18/22 15:20	1011
1,2,4-Trichlorobenzene	ND	ug/L	1.0		1	09/18/22	09/18/22 15:20	1011
1,1,1-Trichloroethane	ND	ug/L	1.0		1	09/18/22	09/18/22 15:20	1011
Trichloroethene	ND	ug/L	1.0		1	09/18/22	09/18/22 15:20	1011
1,1,2-Trichloroethane	ND	ug/L	1.0		1	09/18/22	09/18/22 15:20	1011
Trichlorofluoromethane	ND	ug/L	1.0		1	09/18/22	09/18/22 15:20	1011
1,1,2-Trichlorotrifluoroethane	ND	ug/L	1.0		1	09/18/22	09/18/22 15:20	1011
Vinyl chloride	ND	ug/L	1.0		1	09/18/22	09/18/22 15:20	1011
m&p-Xylene	ND	ug/L	2.0		1	09/18/22	09/18/22 15:20	1011
o-Xylene	ND	ug/L	1.0		1	09/18/22	09/18/22 15:20	1011

Surrogate(s)	*Recovery*		*Limits*				
4-Bromofluorobenzene	*98*	*%*	*88-120*	*1*	*09/18/22*	*09/18/22 15:20*	*1011*
Dibromofluoromethane	*101*	*%*	*92-107*	*1*	*09/18/22*	*09/18/22 15:20*	*1011*
Toluene-D8	*100*	*%*	*95-106*	*1*	*09/18/22*	*09/18/22 15:20*	*1011*

PHASE SEPARATION SCIENCE

6630 Baltimore National Pike
Baltimore, MD 21228
410-747-8770
800-932-9047
www.phaseonline.com

Certificate of Analysis

Project Name: Chester River Hospital Center
PSS Project No.: 22091531

Sample ID: MW-45 **Date/Time Sampled: 09/15/2022 07:57** **PSS Sample ID: 22091531-004**
Matrix: GROUND WATER **Date/Time Received: 09/15/2022 17:00**

Total Petroleum Hydrocarbons - DRO Analytical Method: SW-846 8015C DRO Preparation Method: SW3510C

	Result	Units	RL	Flag	Dil	Prepared	Analyzed	Analyst
TPH-DRO (Diesel Range Organics)	**1.9**	mg/L	0.10		1	09/19/22	09/20/22 05:54	1069
Surrogate(s)	***Recovery***		***Limits***					
o-Terphenyl	*85*	*%*	*52-100*		*1*	*09/19/22*	*09/20/22 05:54*	*1069*

TCL Volatiles plus Oxygenates Analytical Method: SW-846 8260 D Preparation Method: SW5030B

Qualifier(s): See Batch 197347 on Case Narrative.

	Result	Units	RL	Flag	Dil	Prepared	Analyzed	Analyst
Acetone	ND	ug/L	5.0		1	09/18/22	09/18/22 15:43	1011
tert-Amyl alcohol	ND	ug/L	5.0		1	09/18/22	09/18/22 15:43	1011
tert-Amyl ethyl ether	ND	ug/L	1.0		1	09/18/22	09/18/22 15:43	1011
tert-Amyl methyl ether	ND	ug/L	1.0		1	09/18/22	09/18/22 15:43	1011
Benzene	ND	ug/L	1.0		1	09/18/22	09/18/22 15:43	1011
Bromochloromethane	ND	ug/L	1.0		1	09/18/22	09/18/22 15:43	1011
Bromodichloromethane	ND	ug/L	1.0		1	09/18/22	09/18/22 15:43	1011
Bromoform	ND	ug/L	1.0		1	09/18/22	09/18/22 15:43	1011
Bromomethane	ND	ug/L	1.0		1	09/18/22	09/18/22 15:43	1011
tert-Butyl alcohol	ND	ug/L	5.0		1	09/18/22	09/18/22 15:43	1011
2-Butanone (MEK)	ND	ug/L	5.0		1	09/18/22	09/18/22 15:43	1011
tert-Butyl ethyl ether	ND	ug/L	1.0		1	09/18/22	09/18/22 15:43	1011
Carbon Disulfide	ND	ug/L	1.0		1	09/18/22	09/18/22 15:43	1011
Carbon tetrachloride	ND	ug/L	1.0		1	09/18/22	09/18/22 15:43	1011
Chlorobenzene	ND	ug/L	1.0		1	09/18/22	09/18/22 15:43	1011
Chloroethane	ND	ug/L	1.0		1	09/18/22	09/18/22 15:43	1011
Chloroform	ND	ug/L	1.0		1	09/18/22	09/18/22 15:43	1011
Chloromethane	ND	ug/L	1.0		1	09/18/22	09/18/22 15:43	1011
Cyclohexane	ND	ug/L	1.0		1	09/18/22	09/18/22 15:43	1011
1,2-Dibromo-3-chloropropane	ND	ug/L	1.0		1	09/18/22	09/18/22 15:43	1011
Dibromochloromethane	ND	ug/L	1.0		1	09/18/22	09/18/22 15:43	1011
1,2-Dibromoethane	ND	ug/L	1.0		1	09/18/22	09/18/22 15:43	1011
1,2-Dichlorobenzene	ND	ug/L	1.0		1	09/18/22	09/18/22 15:43	1011
1,3-Dichlorobenzene	ND	ug/L	1.0		1	09/18/22	09/18/22 15:43	1011
Dichlorodifluoromethane	ND	ug/L	1.0		1	09/18/22	09/18/22 15:43	1011
1,4-Dichlorobenzene	ND	ug/L	1.0		1	09/18/22	09/18/22 15:43	1011
1,1-Dichloroethane	ND	ug/L	1.0		1	09/18/22	09/18/22 15:43	1011

PHASE SEPARATION SCIENCE

6630 Baltimore National Pike
Baltimore, MD 21228
410-747-8770
800-932-9047
www.phaseonline.com

Certificate of Analysis

Project Name: Chester River Hospital Center
PSS Project No.: 22091531

Sample ID: MW-45 **Date/Time Sampled: 09/15/2022 07:57** **PSS Sample ID: 22091531-004**
Matrix: GROUND WATER **Date/Time Received: 09/15/2022 17:00**

TCL Volatiles plus Oxygenates Analytical Method: SW-846 8260 D Preparation Method: SW5030B

Qualifier(s): See Batch 197347 on Case Narrative.

	Result	Units	RL	Flag	Dil	Prepared	Analyzed	Analyst
1,2-Dichloroethane	ND	ug/L	1.0		1	09/18/22	09/18/22 15:43	1011
cis-1,2-Dichloroethene	ND	ug/L	1.0		1	09/18/22	09/18/22 15:43	1011
1,1-Dichloroethene	ND	ug/L	1.0		1	09/18/22	09/18/22 15:43	1011
1,2-Dichloropropane	ND	ug/L	1.0		1	09/18/22	09/18/22 15:43	1011
cis-1,3-Dichloropropene	ND	ug/L	1.0		1	09/18/22	09/18/22 15:43	1011
trans-1,3-Dichloropropene	ND	ug/L	1.0		1	09/18/22	09/18/22 15:43	1011
trans-1,2-Dichloroethene	ND	ug/L	1.0		1	09/18/22	09/18/22 15:43	1011
Diisopropyl ether	ND	ug/L	1.0		1	09/18/22	09/18/22 15:43	1011
Ethylbenzene	ND	ug/L	1.0		1	09/18/22	09/18/22 15:43	1011
2-Hexanone (MBK)	ND	ug/L	5.0		1	09/18/22	09/18/22 15:43	1011
Isopropylbenzene	ND	ug/L	1.0		1	09/18/22	09/18/22 15:43	1011
Methyl Acetate	ND	ug/L	1.0		1	09/18/22	09/18/22 15:43	1011
Methylcyclohexane	ND	ug/L	1.0		1	09/18/22	09/18/22 15:43	1011
Methylene chloride	ND	ug/L	1.0		1	09/18/22	09/18/22 15:43	1011
4-Methyl-2-Pentanone (MIBK)	ND	ug/L	5.0		1	09/18/22	09/18/22 15:43	1011
Methyl-t-Butyl Ether	ND	ug/L	1.0		1	09/18/22	09/18/22 15:43	1011
Naphthalene	ND	ug/L	1.0		1	09/18/22	09/18/22 15:43	1011
Styrene	ND	ug/L	1.0		1	09/18/22	09/18/22 15:43	1011
1,1,2,2-Tetrachloroethane	ND	ug/L	1.0		1	09/18/22	09/18/22 15:43	1011
Tetrachloroethene	ND	ug/L	1.0		1	09/18/22	09/18/22 15:43	1011
Toluene	ND	ug/L	1.0		1	09/18/22	09/18/22 15:43	1011
1,2,3-Trichlorobenzene	ND	ug/L	1.0		1	09/18/22	09/18/22 15:43	1011
1,2,4-Trichlorobenzene	ND	ug/L	1.0		1	09/18/22	09/18/22 15:43	1011
1,1,1-Trichloroethane	ND	ug/L	1.0		1	09/18/22	09/18/22 15:43	1011
Trichloroethene	ND	ug/L	1.0		1	09/18/22	09/18/22 15:43	1011
1,1,2-Trichloroethane	ND	ug/L	1.0		1	09/18/22	09/18/22 15:43	1011
Trichlorofluoromethane	ND	ug/L	1.0		1	09/18/22	09/18/22 15:43	1011
1,1,2-Trichlorotrifluoroethane	ND	ug/L	1.0		1	09/18/22	09/18/22 15:43	1011
Vinyl chloride	ND	ug/L	1.0		1	09/18/22	09/18/22 15:43	1011
m&p-Xylene	ND	ug/L	2.0		1	09/18/22	09/18/22 15:43	1011
o-Xylene	ND	ug/L	1.0		1	09/18/22	09/18/22 15:43	1011

Surrogate(s)	*Recovery*		*Limits*				
4-Bromofluorobenzene	*96*	*%*	*88-120*	*1*	*09/18/22*	*09/18/22 15:43*	*1011*
Dibromofluoromethane	*101*	*%*	*92-107*	*1*	*09/18/22*	*09/18/22 15:43*	*1011*
Toluene-D8	*100*	*%*	*95-106*	*1*	*09/18/22*	*09/18/22 15:43*	*1011*

PHASE SEPARATION SCIENCE

6630 Baltimore National Pike
Baltimore, MD 21228
410-747-8770
800-932-9047
www.phaseonline.com

Certificate of Analysis

Project Name: Chester River Hospital Center
PSS Project No.: 22091531

Sample ID: MW-52 **Date/Time Sampled: 09/15/2022 08:30** **PSS Sample ID: 22091531-005**
Matrix: GROUND WATER **Date/Time Received: 09/15/2022 17:00**

Total Petroleum Hydrocarbons - DRO Analytical Method: SW-846 8015C DRO Preparation Method: SW3510C

	Result	Units	RL	Flag	Dil	Prepared	Analyzed	Analyst
TPH-DRO (Diesel Range Organics)	ND	mg/L	0.10		1	09/20/22	09/20/22 16:52	1069
Surrogate(s)	***Recovery***		***Limits***					
o-Terphenyl	*77*	*%*	*52-100*		*1*	*09/20/22*	*09/20/22 16:52*	*1069*

TCL Volatiles plus Oxygenates Analytical Method: SW-846 8260 D Preparation Method: SW5030B

Qualifier(s): See Batch 197347 on Case Narrative.

	Result	Units	RL	Flag	Dil	Prepared	Analyzed	Analyst
Acetone	ND	ug/L	5.0		1	09/18/22	09/18/22 16:06	1011
tert-Amyl alcohol	ND	ug/L	5.0		1	09/18/22	09/18/22 16:06	1011
tert-Amyl ethyl ether	ND	ug/L	1.0		1	09/18/22	09/18/22 16:06	1011
tert-Amyl methyl ether	ND	ug/L	1.0		1	09/18/22	09/18/22 16:06	1011
Benzene	ND	ug/L	1.0		1	09/18/22	09/18/22 16:06	1011
Bromochloromethane	ND	ug/L	1.0		1	09/18/22	09/18/22 16:06	1011
Bromodichloromethane	ND	ug/L	1.0		1	09/18/22	09/18/22 16:06	1011
Bromoform	ND	ug/L	1.0		1	09/18/22	09/18/22 16:06	1011
Bromomethane	ND	ug/L	1.0		1	09/18/22	09/18/22 16:06	1011
tert-Butyl alcohol	ND	ug/L	5.0		1	09/18/22	09/18/22 16:06	1011
2-Butanone (MEK)	ND	ug/L	5.0		1	09/18/22	09/18/22 16:06	1011
tert-Butyl ethyl ether	ND	ug/L	1.0		1	09/18/22	09/18/22 16:06	1011
Carbon Disulfide	ND	ug/L	1.0		1	09/18/22	09/18/22 16:06	1011
Carbon tetrachloride	ND	ug/L	1.0		1	09/18/22	09/18/22 16:06	1011
Chlorobenzene	ND	ug/L	1.0		1	09/18/22	09/18/22 16:06	1011
Chloroethane	ND	ug/L	1.0		1	09/18/22	09/18/22 16:06	1011
Chloroform	ND	ug/L	1.0		1	09/18/22	09/18/22 16:06	1011
Chloromethane	ND	ug/L	1.0		1	09/18/22	09/18/22 16:06	1011
Cyclohexane	ND	ug/L	1.0		1	09/18/22	09/18/22 16:06	1011
1,2-Dibromo-3-chloropropane	ND	ug/L	1.0		1	09/18/22	09/18/22 16:06	1011
Dibromochloromethane	ND	ug/L	1.0		1	09/18/22	09/18/22 16:06	1011
1,2-Dibromoethane	ND	ug/L	1.0		1	09/18/22	09/18/22 16:06	1011
1,2-Dichlorobenzene	ND	ug/L	1.0		1	09/18/22	09/18/22 16:06	1011
1,3-Dichlorobenzene	ND	ug/L	1.0		1	09/18/22	09/18/22 16:06	1011
Dichlorodifluoromethane	ND	ug/L	1.0		1	09/18/22	09/18/22 16:06	1011
1,4-Dichlorobenzene	ND	ug/L	1.0		1	09/18/22	09/18/22 16:06	1011
1,1-Dichloroethane	ND	ug/L	1.0		1	09/18/22	09/18/22 16:06	1011

PHASE SEPARATION SCIENCE

6630 Baltimore National Pike
Baltimore, MD 21228
410-747-8770
800-932-9047
www.phaseonline.com

Certificate of Analysis

Project Name: Chester River Hospital Center
PSS Project No.: 22091531

Sample ID: MW-52 **Date/Time Sampled: 09/15/2022 08:30** **PSS Sample ID: 22091531-005**
Matrix: GROUND WATER **Date/Time Received: 09/15/2022 17:00**

TCL Volatiles plus Oxygenates Analytical Method: SW-846 8260 D Preparation Method: SW5030B

Qualifier(s): See Batch 197347 on Case Narrative.

	Result	Units	RL	Flag	Dil	Prepared	Analyzed	Analyst
1,2-Dichloroethane	ND	ug/L	1.0		1	09/18/22	09/18/22 16:06	1011
cis-1,2-Dichloroethene	ND	ug/L	1.0		1	09/18/22	09/18/22 16:06	1011
1,1-Dichloroethene	ND	ug/L	1.0		1	09/18/22	09/18/22 16:06	1011
1,2-Dichloropropane	ND	ug/L	1.0		1	09/18/22	09/18/22 16:06	1011
cis-1,3-Dichloropropene	ND	ug/L	1.0		1	09/18/22	09/18/22 16:06	1011
trans-1,3-Dichloropropene	ND	ug/L	1.0		1	09/18/22	09/18/22 16:06	1011
trans-1,2-Dichloroethene	ND	ug/L	1.0		1	09/18/22	09/18/22 16:06	1011
Diisopropyl ether	ND	ug/L	1.0		1	09/18/22	09/18/22 16:06	1011
Ethylbenzene	ND	ug/L	1.0		1	09/18/22	09/18/22 16:06	1011
2-Hexanone (MBK)	ND	ug/L	5.0		1	09/18/22	09/18/22 16:06	1011
Isopropylbenzene	ND	ug/L	1.0		1	09/18/22	09/18/22 16:06	1011
Methyl Acetate	ND	ug/L	1.0		1	09/18/22	09/18/22 16:06	1011
Methylcyclohexane	ND	ug/L	1.0		1	09/18/22	09/18/22 16:06	1011
Methylene chloride	ND	ug/L	1.0		1	09/18/22	09/18/22 16:06	1011
4-Methyl-2-Pentanone (MIBK)	ND	ug/L	5.0		1	09/18/22	09/18/22 16:06	1011
Methyl-t-Butyl Ether	ND	ug/L	1.0		1	09/18/22	09/18/22 16:06	1011
Naphthalene	ND	ug/L	1.0		1	09/18/22	09/18/22 16:06	1011
Styrene	ND	ug/L	1.0		1	09/18/22	09/18/22 16:06	1011
1,1,2,2-Tetrachloroethane	ND	ug/L	1.0		1	09/18/22	09/18/22 16:06	1011
Tetrachloroethene	ND	ug/L	1.0		1	09/18/22	09/18/22 16:06	1011
Toluene	ND	ug/L	1.0		1	09/18/22	09/18/22 16:06	1011
1,2,3-Trichlorobenzene	ND	ug/L	1.0		1	09/18/22	09/18/22 16:06	1011
1,2,4-Trichlorobenzene	ND	ug/L	1.0		1	09/18/22	09/18/22 16:06	1011
1,1,1-Trichloroethane	ND	ug/L	1.0		1	09/18/22	09/18/22 16:06	1011
Trichloroethene	ND	ug/L	1.0		1	09/18/22	09/18/22 16:06	1011
1,1,2-Trichloroethane	ND	ug/L	1.0		1	09/18/22	09/18/22 16:06	1011
Trichlorofluoromethane	ND	ug/L	1.0		1	09/18/22	09/18/22 16:06	1011
1,1,2-Trichlorotrifluoroethane	ND	ug/L	1.0		1	09/18/22	09/18/22 16:06	1011
Vinyl chloride	ND	ug/L	1.0		1	09/18/22	09/18/22 16:06	1011
m&p-Xylene	ND	ug/L	2.0		1	09/18/22	09/18/22 16:06	1011
o-Xylene	ND	ug/L	1.0		1	09/18/22	09/18/22 16:06	1011

Surrogate(s)	*Recovery*		*Limits*				
4-Bromofluorobenzene	*103*	*%*	*88-120*	*1*	*09/18/22*	*09/18/22 16:06*	*1011*
Dibromofluoromethane	*101*	*%*	*92-107*	*1*	*09/18/22*	*09/18/22 16:06*	*1011*
Toluene-D8	*100*	*%*	*95-106*	*1*	*09/18/22*	*09/18/22 16:06*	*1011*

PHASE SEPARATION SCIENCE

6630 Baltimore National Pike
Baltimore, MD 21228
410-747-8770
800-932-9047
www.phaseonline.com

Certificate of Analysis

Project Name: Chester River Hospital Center
PSS Project No.: 22091531

Sample ID: MW-10R **Date/Time Sampled: 09/15/2022 10:00** **PSS Sample ID: 22091531-006**
Matrix: GROUND WATER **Date/Time Received: 09/15/2022 17:00**

Inorganic Anions: Nitrate — Analytical Method: EPA 300.0 — Preparation Method: E300.0P

	Result	Units	RL	Flag	Dil	Prepared	Analyzed	Analyst
Nitrate (as N)	**5.7**	mg/L	0.10		1	09/16/22	09/16/22 14:08	1053

Total Petroleum Hydrocarbons - DRO — Analytical Method: SW-846 8015C DRO — Preparation Method: SW3510C

	Result	Units	RL	Flag	Dil	Prepared	Analyzed	Analyst
TPH-DRO (Diesel Range Organics)	ND	mg/L	0.10		1	09/19/22	09/20/22 06:21	1069
Surrogate(s)	***Recovery***		***Limits***					
o-Terphenyl	*83*	*%*	*52-100*		*1*	*09/19/22*	*09/20/22 06:21*	*1069*

TCL Volatiles plus Oxygenates — Analytical Method: SW-846 8260 D — Preparation Method: SW5030B

Qualifier(s): See Batch 197347 on Case Narrative.

	Result	Units	RL	Flag	Dil	Prepared	Analyzed	Analyst
Acetone	ND	ug/L	5.0		1	09/18/22	09/18/22 16:28	1011
tert-Amyl alcohol	ND	ug/L	5.0		1	09/18/22	09/18/22 16:28	1011
tert-Amyl ethyl ether	ND	ug/L	1.0		1	09/18/22	09/18/22 16:28	1011
tert-Amyl methyl ether	ND	ug/L	1.0		1	09/18/22	09/18/22 16:28	1011
Benzene	ND	ug/L	1.0		1	09/18/22	09/18/22 16:28	1011
Bromochloromethane	ND	ug/L	1.0		1	09/18/22	09/18/22 16:28	1011
Bromodichloromethane	ND	ug/L	1.0		1	09/18/22	09/18/22 16:28	1011
Bromoform	ND	ug/L	1.0		1	09/18/22	09/18/22 16:28	1011
Bromomethane	ND	ug/L	1.0		1	09/18/22	09/18/22 16:28	1011
tert-Butyl alcohol	ND	ug/L	5.0		1	09/18/22	09/18/22 16:28	1011
2-Butanone (MEK)	ND	ug/L	5.0		1	09/18/22	09/18/22 16:28	1011
tert-Butyl ethyl ether	ND	ug/L	1.0		1	09/18/22	09/18/22 16:28	1011
Carbon Disulfide	ND	ug/L	1.0		1	09/18/22	09/18/22 16:28	1011
Carbon tetrachloride	ND	ug/L	1.0		1	09/18/22	09/18/22 16:28	1011
Chlorobenzene	ND	ug/L	1.0		1	09/18/22	09/18/22 16:28	1011
Chloroethane	ND	ug/L	1.0		1	09/18/22	09/18/22 16:28	1011
Chloroform	ND	ug/L	1.0		1	09/18/22	09/18/22 16:28	1011
Chloromethane	ND	ug/L	1.0		1	09/18/22	09/18/22 16:28	1011

PHASE SEPARATION SCIENCE

6630 Baltimore National Pike
Baltimore, MD 21228
410-747-8770
800-932-9047
www.phaseonline.com

Certificate of Analysis

Project Name: Chester River Hospital Center
PSS Project No.: 22091531

Sample ID: MW-10R **Date/Time Sampled: 09/15/2022 10:00** **PSS Sample ID: 22091531-006**
Matrix: GROUND WATER **Date/Time Received: 09/15/2022 17:00**

TCL Volatiles plus Oxygenates Analytical Method: SW-846 8260 D Preparation Method: SW5030B

Qualifier(s): See Batch 197347 on Case Narrative.

	Result	Units	RL	Flag	Dil	Prepared	Analyzed	Analyst
Cyclohexane	ND	ug/L	1.0		1	09/18/22	09/18/22 16:28	1011
1,2-Dibromo-3-chloropropane	ND	ug/L	1.0		1	09/18/22	09/18/22 16:28	1011
Dibromochloromethane	ND	ug/L	1.0		1	09/18/22	09/18/22 16:28	1011
1,2-Dibromoethane	ND	ug/L	1.0		1	09/18/22	09/18/22 16:28	1011
1,2-Dichlorobenzene	ND	ug/L	1.0		1	09/18/22	09/18/22 16:28	1011
1,3-Dichlorobenzene	ND	ug/L	1.0		1	09/18/22	09/18/22 16:28	1011
Dichlorodifluoromethane	ND	ug/L	1.0		1	09/18/22	09/18/22 16:28	1011
1,4-Dichlorobenzene	ND	ug/L	1.0		1	09/18/22	09/18/22 16:28	1011
1,1-Dichloroethane	ND	ug/L	1.0		1	09/18/22	09/18/22 16:28	1011
1,2-Dichloroethane	ND	ug/L	1.0		1	09/18/22	09/18/22 16:28	1011
cis-1,2-Dichloroethene	ND	ug/L	1.0		1	09/18/22	09/18/22 16:28	1011
1,1-Dichloroethene	ND	ug/L	1.0		1	09/18/22	09/18/22 16:28	1011
1,2-Dichloropropane	ND	ug/L	1.0		1	09/18/22	09/18/22 16:28	1011
cis-1,3-Dichloropropene	ND	ug/L	1.0		1	09/18/22	09/18/22 16:28	1011
trans-1,3-Dichloropropene	ND	ug/L	1.0		1	09/18/22	09/18/22 16:28	1011
trans-1,2-Dichloroethene	ND	ug/L	1.0		1	09/18/22	09/18/22 16:28	1011
Diisopropyl ether	ND	ug/L	1.0		1	09/18/22	09/18/22 16:28	1011
Ethylbenzene	ND	ug/L	1.0		1	09/18/22	09/18/22 16:28	1011
2-Hexanone (MBK)	ND	ug/L	5.0		1	09/18/22	09/18/22 16:28	1011
Isopropylbenzene	ND	ug/L	1.0		1	09/18/22	09/18/22 16:28	1011
Methyl Acetate	ND	ug/L	1.0		1	09/18/22	09/18/22 16:28	1011
Methylcyclohexane	ND	ug/L	1.0		1	09/18/22	09/18/22 16:28	1011
Methylene chloride	ND	ug/L	1.0		1	09/18/22	09/18/22 16:28	1011
4-Methyl-2-Pentanone (MIBK)	ND	ug/L	5.0		1	09/18/22	09/18/22 16:28	1011
Methyl-t-Butyl Ether	ND	ug/L	1.0		1	09/18/22	09/18/22 16:28	1011
Naphthalene	ND	ug/L	1.0		1	09/18/22	09/18/22 16:28	1011
Styrene	ND	ug/L	1.0		1	09/18/22	09/18/22 16:28	1011
1,1,2,2-Tetrachloroethane	ND	ug/L	1.0		1	09/18/22	09/18/22 16:28	1011
Tetrachloroethene	ND	ug/L	1.0		1	09/18/22	09/18/22 16:28	1011
Toluene	ND	ug/L	1.0		1	09/18/22	09/18/22 16:28	1011
1,2,3-Trichlorobenzene	ND	ug/L	1.0		1	09/18/22	09/18/22 16:28	1011
1,2,4-Trichlorobenzene	ND	ug/L	1.0		1	09/18/22	09/18/22 16:28	1011
1,1,1-Trichloroethane	ND	ug/L	1.0		1	09/18/22	09/18/22 16:28	1011
Trichloroethene	ND	ug/L	1.0		1	09/18/22	09/18/22 16:28	1011
1,1,2-Trichloroethane	ND	ug/L	1.0		1	09/18/22	09/18/22 16:28	1011

PHASE SEPARATION SCIENCE

6630 Baltimore National Pike
Baltimore, MD 21228
410-747-8770
800-932-9047
www.phaseonline.com

Certificate of Analysis

Project Name: Chester River Hospital Center
PSS Project No.: 22091531

Sample ID: MW-10R **Date/Time Sampled: 09/15/2022 10:00** **PSS Sample ID: 22091531-006**
Matrix: GROUND WATER **Date/Time Received: 09/15/2022 17:00**

TCL Volatiles plus Oxygenates Analytical Method: SW-846 8260 D Preparation Method: SW5030B

Qualifier(s): See Batch 197347 on Case Narrative.

	Result	Units	RL	Flag	Dil	Prepared	Analyzed	Analyst
Trichlorofluoromethane	ND	ug/L	1.0		1	09/18/22	09/18/22 16:28	1011
1,1,2-Trichlorotrifluoroethane	ND	ug/L	1.0		1	09/18/22	09/18/22 16:28	1011
Vinyl chloride	ND	ug/L	1.0		1	09/18/22	09/18/22 16:28	1011
m&p-Xylene	ND	ug/L	2.0		1	09/18/22	09/18/22 16:28	1011
o-Xylene	ND	ug/L	1.0		1	09/18/22	09/18/22 16:28	1011

Surrogate(s)	*Recovery*		*Limits*				
4-Bromofluorobenzene	*103*	*%*	*88-120*		*1*	*09/18/22*	*09/18/22 16:28*	*1011*
Dibromofluoromethane	*102*	*%*	*92-107*		*1*	*09/18/22*	*09/18/22 16:28*	*1011*
Toluene-D8	*100*	*%*	*95-106*		*1*	*09/18/22*	*09/18/22 16:28*	*1011*

PHASE SEPARATION SCIENCE

6630 Baltimore National Pike
Baltimore, MD 21228
410-747-8770
800-932-9047
www.phaseonline.com

Certificate of Analysis

Project Name: Chester River Hospital Center
PSS Project No.: 22091531

Sample ID: MW-46 **Date/Time Sampled: 09/15/2022 09:47** **PSS Sample ID: 22091531-007**
Matrix: GROUND WATER **Date/Time Received: 09/15/2022 17:00**

Total Petroleum Hydrocarbons - DRO Analytical Method: SW-846 8015C DRO Preparation Method: SW3510C

	Result	Units	RL	Flag	Dil	Prepared	Analyzed	Analyst
TPH-DRO (Diesel Range Organics)	**2.1**	mg/L	0.10		1	09/19/22	09/20/22 06:47	1069
Surrogate(s)	***Recovery***		***Limits***					
o-Terphenyl	*80*	*%*	*52-100*		*1*	*09/19/22*	*09/20/22 06:47*	*1069*

TCL Volatiles plus Oxygenates Analytical Method: SW-846 8260 D Preparation Method: SW5030B

Qualifier(s): See Batch 197347 on Case Narrative.

	Result	Units	RL	Flag	Dil	Prepared	Analyzed	Analyst
Acetone	ND	ug/L	5.0		1	09/18/22	09/18/22 16:51	1011
tert-Amyl alcohol	ND	ug/L	5.0		1	09/18/22	09/18/22 16:51	1011
tert-Amyl ethyl ether	ND	ug/L	1.0		1	09/18/22	09/18/22 16:51	1011
tert-Amyl methyl ether	ND	ug/L	1.0		1	09/18/22	09/18/22 16:51	1011
Benzene	ND	ug/L	1.0		1	09/18/22	09/18/22 16:51	1011
Bromochloromethane	ND	ug/L	1.0		1	09/18/22	09/18/22 16:51	1011
Bromodichloromethane	ND	ug/L	1.0		1	09/18/22	09/18/22 16:51	1011
Bromoform	ND	ug/L	1.0		1	09/18/22	09/18/22 16:51	1011
Bromomethane	ND	ug/L	1.0		1	09/18/22	09/18/22 16:51	1011
tert-Butyl alcohol	ND	ug/L	5.0		1	09/18/22	09/18/22 16:51	1011
2-Butanone (MEK)	ND	ug/L	5.0		1	09/18/22	09/18/22 16:51	1011
tert-Butyl ethyl ether	ND	ug/L	1.0		1	09/18/22	09/18/22 16:51	1011
Carbon Disulfide	ND	ug/L	1.0		1	09/18/22	09/18/22 16:51	1011
Carbon tetrachloride	ND	ug/L	1.0		1	09/18/22	09/18/22 16:51	1011
Chlorobenzene	ND	ug/L	1.0		1	09/18/22	09/18/22 16:51	1011
Chloroethane	ND	ug/L	1.0		1	09/18/22	09/18/22 16:51	1011
Chloroform	ND	ug/L	1.0		1	09/18/22	09/18/22 16:51	1011
Chloromethane	ND	ug/L	1.0		1	09/18/22	09/18/22 16:51	1011
Cyclohexane	ND	ug/L	1.0		1	09/18/22	09/18/22 16:51	1011
1,2-Dibromo-3-chloropropane	ND	ug/L	1.0		1	09/18/22	09/18/22 16:51	1011
Dibromochloromethane	ND	ug/L	1.0		1	09/18/22	09/18/22 16:51	1011
1,2-Dibromoethane	ND	ug/L	1.0		1	09/18/22	09/18/22 16:51	1011
1,2-Dichlorobenzene	ND	ug/L	1.0		1	09/18/22	09/18/22 16:51	1011
1,3-Dichlorobenzene	ND	ug/L	1.0		1	09/18/22	09/18/22 16:51	1011
Dichlorodifluoromethane	ND	ug/L	1.0		1	09/18/22	09/18/22 16:51	1011
1,4-Dichlorobenzene	ND	ug/L	1.0		1	09/18/22	09/18/22 16:51	1011
1,1-Dichloroethane	ND	ug/L	1.0		1	09/18/22	09/18/22 16:51	1011

PHASE SEPARATION SCIENCE

6630 Baltimore National Pike
Baltimore, MD 21228
410-747-8770
800-932-9047
www.phaseonline.com

Certificate of Analysis

Project Name: Chester River Hospital Center
PSS Project No.: 22091531

Sample ID: MW-46 **Date/Time Sampled: 09/15/2022 09:47** **PSS Sample ID: 22091531-007**
Matrix: GROUND WATER **Date/Time Received: 09/15/2022 17:00**

TCL Volatiles plus Oxygenates Analytical Method: SW-846 8260 D Preparation Method: SW5030B

Qualifier(s): See Batch 197347 on Case Narrative.

	Result	Units	RL	Flag	Dil	Prepared	Analyzed	Analyst
1,2-Dichloroethane	ND	ug/L	1.0		1	09/18/22	09/18/22 16:51	1011
cis-1,2-Dichloroethene	ND	ug/L	1.0		1	09/18/22	09/18/22 16:51	1011
1,1-Dichloroethene	ND	ug/L	1.0		1	09/18/22	09/18/22 16:51	1011
1,2-Dichloropropane	ND	ug/L	1.0		1	09/18/22	09/18/22 16:51	1011
cis-1,3-Dichloropropene	ND	ug/L	1.0		1	09/18/22	09/18/22 16:51	1011
trans-1,3-Dichloropropene	ND	ug/L	1.0		1	09/18/22	09/18/22 16:51	1011
trans-1,2-Dichloroethene	ND	ug/L	1.0		1	09/18/22	09/18/22 16:51	1011
Diisopropyl ether	ND	ug/L	1.0		1	09/18/22	09/18/22 16:51	1011
Ethylbenzene	ND	ug/L	1.0		1	09/18/22	09/18/22 16:51	1011
2-Hexanone (MBK)	ND	ug/L	5.0		1	09/18/22	09/18/22 16:51	1011
Isopropylbenzene	**6.9**	ug/L	1.0		1	09/18/22	09/18/22 16:51	1011
Methyl Acetate	ND	ug/L	1.0		1	09/18/22	09/18/22 16:51	1011
Methylcyclohexane	ND	ug/L	1.0		1	09/18/22	09/18/22 16:51	1011
Methylene chloride	ND	ug/L	1.0		1	09/18/22	09/18/22 16:51	1011
4-Methyl-2-Pentanone (MIBK)	ND	ug/L	5.0		1	09/18/22	09/18/22 16:51	1011
Methyl-t-Butyl Ether	ND	ug/L	1.0		1	09/18/22	09/18/22 16:51	1011
Naphthalene	**10**	ug/L	1.0		1	09/18/22	09/18/22 16:51	1011
Styrene	ND	ug/L	1.0		1	09/18/22	09/18/22 16:51	1011
1,1,2,2-Tetrachloroethane	ND	ug/L	1.0		1	09/18/22	09/18/22 16:51	1011
Tetrachloroethene	ND	ug/L	1.0		1	09/18/22	09/18/22 16:51	1011
Toluene	ND	ug/L	1.0		1	09/18/22	09/18/22 16:51	1011
1,2,3-Trichlorobenzene	ND	ug/L	1.0		1	09/18/22	09/18/22 16:51	1011
1,2,4-Trichlorobenzene	ND	ug/L	1.0		1	09/18/22	09/18/22 16:51	1011
1,1,1-Trichloroethane	ND	ug/L	1.0		1	09/18/22	09/18/22 16:51	1011
Trichloroethene	ND	ug/L	1.0		1	09/18/22	09/18/22 16:51	1011
1,1,2-Trichloroethane	ND	ug/L	1.0		1	09/18/22	09/18/22 16:51	1011
Trichlorofluoromethane	ND	ug/L	1.0		1	09/18/22	09/18/22 16:51	1011
1,1,2-Trichlorotrifluoroethane	ND	ug/L	1.0		1	09/18/22	09/18/22 16:51	1011
Vinyl chloride	ND	ug/L	1.0		1	09/18/22	09/18/22 16:51	1011
m&p-Xylene	ND	ug/L	2.0		1	09/18/22	09/18/22 16:51	1011
o-Xylene	ND	ug/L	1.0		1	09/18/22	09/18/22 16:51	1011

Surrogate(s)	*Recovery*		*Limits*				
4-Bromofluorobenzene	*92*	*%*	*88-120*	*1*	*09/18/22*	*09/18/22 16:51*	*1011*
Dibromofluoromethane	*100*	*%*	*92-107*	*1*	*09/18/22*	*09/18/22 16:51*	*1011*
Toluene-D8	*100*	*%*	*95-106*	*1*	*09/18/22*	*09/18/22 16:51*	*1011*

PHASE SEPARATION SCIENCE

6630 Baltimore National Pike
Baltimore, MD 21228
410-747-8770
800-932-9047
www.phaseonline.com

Certificate of Analysis

Project Name: Chester River Hospital Center
PSS Project No.: 22091531

Sample ID: MW-56 **Date/Time Sampled: 09/15/2022 10:25** **PSS Sample ID: 22091531-008**
Matrix: GROUND WATER **Date/Time Received: 09/15/2022 17:00**

Total Petroleum Hydrocarbons - DRO Analytical Method: SW-846 8015C DRO Preparation Method: SW3510C

	Result	Units	RL	Flag	Dil	Prepared	Analyzed	Analyst
TPH-DRO (Diesel Range Organics)	ND	mg/L	0.10		1	09/20/22	09/20/22 17:17	1069
Surrogate(s)	***Recovery***		***Limits***					
o-Terphenyl	*83*	*%*	*52-100*		*1*	*09/20/22*	*09/20/22 17:17*	*1069*

TCL Volatiles plus Oxygenates Analytical Method: SW-846 8260 D Preparation Method: SW5030B

Qualifier(s): See Batch 197347 on Case Narrative.

	Result	Units	RL	Flag	Dil	Prepared	Analyzed	Analyst
Acetone	ND	ug/L	5.0		1	09/18/22	09/18/22 17:14	1011
tert-Amyl alcohol	ND	ug/L	5.0		1	09/18/22	09/18/22 17:14	1011
tert-Amyl ethyl ether	ND	ug/L	1.0		1	09/18/22	09/18/22 17:14	1011
tert-Amyl methyl ether	ND	ug/L	1.0		1	09/18/22	09/18/22 17:14	1011
Benzene	ND	ug/L	1.0		1	09/18/22	09/18/22 17:14	1011
Bromochloromethane	ND	ug/L	1.0		1	09/18/22	09/18/22 17:14	1011
Bromodichloromethane	ND	ug/L	1.0		1	09/18/22	09/18/22 17:14	1011
Bromoform	ND	ug/L	1.0		1	09/18/22	09/18/22 17:14	1011
Bromomethane	ND	ug/L	1.0		1	09/18/22	09/18/22 17:14	1011
tert-Butyl alcohol	ND	ug/L	5.0		1	09/18/22	09/18/22 17:14	1011
2-Butanone (MEK)	ND	ug/L	5.0		1	09/18/22	09/18/22 17:14	1011
tert-Butyl ethyl ether	ND	ug/L	1.0		1	09/18/22	09/18/22 17:14	1011
Carbon Disulfide	ND	ug/L	1.0		1	09/18/22	09/18/22 17:14	1011
Carbon tetrachloride	ND	ug/L	1.0		1	09/18/22	09/18/22 17:14	1011
Chlorobenzene	ND	ug/L	1.0		1	09/18/22	09/18/22 17:14	1011
Chloroethane	ND	ug/L	1.0		1	09/18/22	09/18/22 17:14	1011
Chloroform	ND	ug/L	1.0		1	09/18/22	09/18/22 17:14	1011
Chloromethane	ND	ug/L	1.0		1	09/18/22	09/18/22 17:14	1011
Cyclohexane	ND	ug/L	1.0		1	09/18/22	09/18/22 17:14	1011
1,2-Dibromo-3-chloropropane	ND	ug/L	1.0		1	09/18/22	09/18/22 17:14	1011
Dibromochloromethane	ND	ug/L	1.0		1	09/18/22	09/18/22 17:14	1011
1,2-Dibromoethane	ND	ug/L	1.0		1	09/18/22	09/18/22 17:14	1011
1,2-Dichlorobenzene	ND	ug/L	1.0		1	09/18/22	09/18/22 17:14	1011
1,3-Dichlorobenzene	ND	ug/L	1.0		1	09/18/22	09/18/22 17:14	1011
Dichlorodifluoromethane	ND	ug/L	1.0		1	09/18/22	09/18/22 17:14	1011
1,4-Dichlorobenzene	ND	ug/L	1.0		1	09/18/22	09/18/22 17:14	1011
1,1-Dichloroethane	ND	ug/L	1.0		1	09/18/22	09/18/22 17:14	1011

PHASE SEPARATION SCIENCE

6630 Baltimore National Pike
Baltimore, MD 21228
410-747-8770
800-932-9047
www.phaseonline.com

Certificate of Analysis

Project Name: Chester River Hospital Center
PSS Project No.: 22091531

Sample ID: MW-56 **Date/Time Sampled: 09/15/2022 10:25** **PSS Sample ID: 22091531-008**
Matrix: GROUND WATER **Date/Time Received: 09/15/2022 17:00**

TCL Volatiles plus Oxygenates Analytical Method: SW-846 8260 D Preparation Method: SW5030B

Qualifier(s): See Batch 197347 on Case Narrative.

	Result	Units	RL	Flag	Dil	Prepared	Analyzed	Analyst
1,2-Dichloroethane	ND	ug/L	1.0		1	09/18/22	09/18/22 17:14	1011
cis-1,2-Dichloroethene	ND	ug/L	1.0		1	09/18/22	09/18/22 17:14	1011
1,1-Dichloroethene	ND	ug/L	1.0		1	09/18/22	09/18/22 17:14	1011
1,2-Dichloropropane	ND	ug/L	1.0		1	09/18/22	09/18/22 17:14	1011
cis-1,3-Dichloropropene	ND	ug/L	1.0		1	09/18/22	09/18/22 17:14	1011
trans-1,3-Dichloropropene	ND	ug/L	1.0		1	09/18/22	09/18/22 17:14	1011
trans-1,2-Dichloroethene	ND	ug/L	1.0		1	09/18/22	09/18/22 17:14	1011
Diisopropyl ether	ND	ug/L	1.0		1	09/18/22	09/18/22 17:14	1011
Ethylbenzene	ND	ug/L	1.0		1	09/18/22	09/18/22 17:14	1011
2-Hexanone (MBK)	ND	ug/L	5.0		1	09/18/22	09/18/22 17:14	1011
Isopropylbenzene	ND	ug/L	1.0		1	09/18/22	09/18/22 17:14	1011
Methyl Acetate	ND	ug/L	1.0		1	09/18/22	09/18/22 17:14	1011
Methylcyclohexane	ND	ug/L	1.0		1	09/18/22	09/18/22 17:14	1011
Methylene chloride	ND	ug/L	1.0		1	09/18/22	09/18/22 17:14	1011
4-Methyl-2-Pentanone (MIBK)	ND	ug/L	5.0		1	09/18/22	09/18/22 17:14	1011
Methyl-t-Butyl Ether	ND	ug/L	1.0		1	09/18/22	09/18/22 17:14	1011
Naphthalene	ND	ug/L	1.0		1	09/18/22	09/18/22 17:14	1011
Styrene	ND	ug/L	1.0		1	09/18/22	09/18/22 17:14	1011
1,1,2,2-Tetrachloroethane	ND	ug/L	1.0		1	09/18/22	09/18/22 17:14	1011
Tetrachloroethene	ND	ug/L	1.0		1	09/18/22	09/18/22 17:14	1011
Toluene	ND	ug/L	1.0		1	09/18/22	09/18/22 17:14	1011
1,2,3-Trichlorobenzene	ND	ug/L	1.0		1	09/18/22	09/18/22 17:14	1011
1,2,4-Trichlorobenzene	ND	ug/L	1.0		1	09/18/22	09/18/22 17:14	1011
1,1,1-Trichloroethane	ND	ug/L	1.0		1	09/18/22	09/18/22 17:14	1011
Trichloroethene	ND	ug/L	1.0		1	09/18/22	09/18/22 17:14	1011
1,1,2-Trichloroethane	ND	ug/L	1.0		1	09/18/22	09/18/22 17:14	1011
Trichlorofluoromethane	ND	ug/L	1.0		1	09/18/22	09/18/22 17:14	1011
1,1,2-Trichlorotrifluoroethane	ND	ug/L	1.0		1	09/18/22	09/18/22 17:14	1011
Vinyl chloride	ND	ug/L	1.0		1	09/18/22	09/18/22 17:14	1011
m&p-Xylene	ND	ug/L	2.0		1	09/18/22	09/18/22 17:14	1011
o-Xylene	ND	ug/L	1.0		1	09/18/22	09/18/22 17:14	1011

Surrogate(s)	*Recovery*		*Limits*				
4-Bromofluorobenzene	*101*	*%*	*88-120*	*1*	*09/18/22*	*09/18/22 17:14*	*1011*
Dibromofluoromethane	*99*	*%*	*92-107*	*1*	*09/18/22*	*09/18/22 17:14*	*1011*
Toluene-D8	*101*	*%*	*95-106*	*1*	*09/18/22*	*09/18/22 17:14*	*1011*

PHASE SEPARATION SCIENCE

6630 Baltimore National Pike
Baltimore, MD 21228
410-747-8770
800-932-9047
www.phaseonline.com

Certificate of Analysis

Project Name: Chester River Hospital Center
PSS Project No.: 22091531

Sample ID: MW-35 **Date/Time Sampled: 09/15/2022 09:25** **PSS Sample ID: 22091531-009**
Matrix: GROUND WATER **Date/Time Received: 09/15/2022 17:00**

Total Petroleum Hydrocarbons - DRO Analytical Method: SW-846 8015C DRO Preparation Method: SW3510C

	Result	Units	RL	Flag	Dil	Prepared	Analyzed	Analyst
TPH-DRO (Diesel Range Organics)	ND	mg/L	0.10		1	09/20/22	09/20/22 17:17	1069
Surrogate(s)	***Recovery***		***Limits***					
o-Terphenyl	*81*	*%*	*52-100*		*1*	*09/20/22*	*09/20/22 17:17*	*1069*

TCL Volatiles plus Oxygenates Analytical Method: SW-846 8260 D Preparation Method: SW5030B

Qualifier(s): See Batch 197347 on Case Narrative.

	Result	Units	RL	Flag	Dil	Prepared	Analyzed	Analyst
Acetone	ND	ug/L	5.0		1	09/18/22	09/18/22 17:37	1011
tert-Amyl alcohol	ND	ug/L	5.0		1	09/18/22	09/18/22 17:37	1011
tert-Amyl ethyl ether	ND	ug/L	1.0		1	09/18/22	09/18/22 17:37	1011
tert-Amyl methyl ether	ND	ug/L	1.0		1	09/18/22	09/18/22 17:37	1011
Benzene	ND	ug/L	1.0		1	09/18/22	09/18/22 17:37	1011
Bromochloromethane	ND	ug/L	1.0		1	09/18/22	09/18/22 17:37	1011
Bromodichloromethane	ND	ug/L	1.0		1	09/18/22	09/18/22 17:37	1011
Bromoform	ND	ug/L	1.0		1	09/18/22	09/18/22 17:37	1011
Bromomethane	ND	ug/L	1.0		1	09/18/22	09/18/22 17:37	1011
tert-Butyl alcohol	ND	ug/L	5.0		1	09/18/22	09/18/22 17:37	1011
2-Butanone (MEK)	ND	ug/L	5.0		1	09/18/22	09/18/22 17:37	1011
tert-Butyl ethyl ether	ND	ug/L	1.0		1	09/18/22	09/18/22 17:37	1011
Carbon Disulfide	ND	ug/L	1.0		1	09/18/22	09/18/22 17:37	1011
Carbon tetrachloride	ND	ug/L	1.0		1	09/18/22	09/18/22 17:37	1011
Chlorobenzene	ND	ug/L	1.0		1	09/18/22	09/18/22 17:37	1011
Chloroethane	ND	ug/L	1.0		1	09/18/22	09/18/22 17:37	1011
Chloroform	ND	ug/L	1.0		1	09/18/22	09/18/22 17:37	1011
Chloromethane	ND	ug/L	1.0		1	09/18/22	09/18/22 17:37	1011
Cyclohexane	ND	ug/L	1.0		1	09/18/22	09/18/22 17:37	1011
1,2-Dibromo-3-chloropropane	ND	ug/L	1.0		1	09/18/22	09/18/22 17:37	1011
Dibromochloromethane	ND	ug/L	1.0		1	09/18/22	09/18/22 17:37	1011
1,2-Dibromoethane	ND	ug/L	1.0		1	09/18/22	09/18/22 17:37	1011
1,2-Dichlorobenzene	ND	ug/L	1.0		1	09/18/22	09/18/22 17:37	1011
1,3-Dichlorobenzene	ND	ug/L	1.0		1	09/18/22	09/18/22 17:37	1011
Dichlorodifluoromethane	ND	ug/L	1.0		1	09/18/22	09/18/22 17:37	1011
1,4-Dichlorobenzene	ND	ug/L	1.0		1	09/18/22	09/18/22 17:37	1011
1,1-Dichloroethane	ND	ug/L	1.0		1	09/18/22	09/18/22 17:37	1011

PHASE SEPARATION SCIENCE

6630 Baltimore National Pike
Baltimore, MD 21228
410-747-8770
800-932-9047
www.phaseonline.com

Certificate of Analysis

Project Name: Chester River Hospital Center
PSS Project No.: 22091531

Sample ID: MW-35 **Date/Time Sampled: 09/15/2022 09:25** **PSS Sample ID: 22091531-009**
Matrix: GROUND WATER **Date/Time Received: 09/15/2022 17:00**

TCL Volatiles plus Oxygenates Analytical Method: SW-846 8260 D Preparation Method: SW5030B

Qualifier(s): See Batch 197347 on Case Narrative.

	Result	Units	RL	Flag	Dil	Prepared	Analyzed	Analyst
1,2-Dichloroethane	ND	ug/L	1.0		1	09/18/22	09/18/22 17:37	1011
cis-1,2-Dichloroethene	ND	ug/L	1.0		1	09/18/22	09/18/22 17:37	1011
1,1-Dichloroethene	ND	ug/L	1.0		1	09/18/22	09/18/22 17:37	1011
1,2-Dichloropropane	ND	ug/L	1.0		1	09/18/22	09/18/22 17:37	1011
cis-1,3-Dichloropropene	ND	ug/L	1.0		1	09/18/22	09/18/22 17:37	1011
trans-1,3-Dichloropropene	ND	ug/L	1.0		1	09/18/22	09/18/22 17:37	1011
trans-1,2-Dichloroethene	ND	ug/L	1.0		1	09/18/22	09/18/22 17:37	1011
Diisopropyl ether	ND	ug/L	1.0		1	09/18/22	09/18/22 17:37	1011
Ethylbenzene	ND	ug/L	1.0		1	09/18/22	09/18/22 17:37	1011
2-Hexanone (MBK)	ND	ug/L	5.0		1	09/18/22	09/18/22 17:37	1011
Isopropylbenzene	ND	ug/L	1.0		1	09/18/22	09/18/22 17:37	1011
Methyl Acetate	ND	ug/L	1.0		1	09/18/22	09/18/22 17:37	1011
Methylcyclohexane	ND	ug/L	1.0		1	09/18/22	09/18/22 17:37	1011
Methylene chloride	ND	ug/L	1.0		1	09/18/22	09/18/22 17:37	1011
4-Methyl-2-Pentanone (MIBK)	ND	ug/L	5.0		1	09/18/22	09/18/22 17:37	1011
Methyl-t-Butyl Ether	ND	ug/L	1.0		1	09/18/22	09/18/22 17:37	1011
Naphthalene	ND	ug/L	1.0		1	09/18/22	09/18/22 17:37	1011
Styrene	ND	ug/L	1.0		1	09/18/22	09/18/22 17:37	1011
1,1,2,2-Tetrachloroethane	ND	ug/L	1.0		1	09/18/22	09/18/22 17:37	1011
Tetrachloroethene	ND	ug/L	1.0		1	09/18/22	09/18/22 17:37	1011
Toluene	ND	ug/L	1.0		1	09/18/22	09/18/22 17:37	1011
1,2,3-Trichlorobenzene	ND	ug/L	1.0		1	09/18/22	09/18/22 17:37	1011
1,2,4-Trichlorobenzene	ND	ug/L	1.0		1	09/18/22	09/18/22 17:37	1011
1,1,1-Trichloroethane	ND	ug/L	1.0		1	09/18/22	09/18/22 17:37	1011
Trichloroethene	ND	ug/L	1.0		1	09/18/22	09/18/22 17:37	1011
1,1,2-Trichloroethane	ND	ug/L	1.0		1	09/18/22	09/18/22 17:37	1011
Trichlorofluoromethane	ND	ug/L	1.0		1	09/18/22	09/18/22 17:37	1011
1,1,2-Trichlorotrifluoroethane	ND	ug/L	1.0		1	09/18/22	09/18/22 17:37	1011
Vinyl chloride	ND	ug/L	1.0		1	09/18/22	09/18/22 17:37	1011
m&p-Xylene	ND	ug/L	2.0		1	09/18/22	09/18/22 17:37	1011
o-Xylene	ND	ug/L	1.0		1	09/18/22	09/18/22 17:37	1011

Surrogate(s)	*Recovery*		*Limits*				
4-Bromofluorobenzene	*101*	*%*	*88-120*	*1*	*09/18/22*	*09/18/22 17:37*	*1011*
Dibromofluoromethane	*99*	*%*	*92-107*	*1*	*09/18/22*	*09/18/22 17:37*	*1011*
Toluene-D8	*100*	*%*	*95-106*	*1*	*09/18/22*	*09/18/22 17:37*	*1011*

PHASE SEPARATION SCIENCE

6630 Baltimore National Pike
Baltimore, MD 21228
410-747-8770
800-932-9047
www.phaseonline.com

Certificate of Analysis

Project Name: Chester River Hospital Center
PSS Project No.: 22091531

Sample ID: MW-9 **Date/Time Sampled: 09/15/2022 10:50** **PSS Sample ID: 22091531-010**
Matrix: GROUND WATER **Date/Time Received: 09/15/2022 17:00**

Inorganic Anions: Nitrate — Analytical Method: EPA 300.0 — Preparation Method: E300.0P

	Result	Units	RL	Flag	Dil	Prepared	Analyzed	Analyst
Nitrate (as N)	**0.31**	mg/L	0.10		1	09/16/22	09/16/22 14:31	1053

Total Petroleum Hydrocarbons - DRO — Analytical Method: SW-846 8015C DRO — Preparation Method: SW3510C

	Result	Units	RL	Flag	Dil	Prepared	Analyzed	Analyst
TPH-DRO (Diesel Range Organics)	**0.35**	mg/L	0.10		1	09/19/22	09/20/22 04:35	1069
Surrogate(s)	***Recovery***		***Limits***					
o-Terphenyl	*78*	*%*	*52-100*		*1*	*09/19/22*	*09/20/22 04:35*	*1069*

TCL Volatiles plus Oxygenates — Analytical Method: SW-846 8260 D — Preparation Method: SW5030B

Qualifier(s): See Batch 197351 on Case Narrative.

	Result	Units	RL	Flag	Dil	Prepared	Analyzed	Analyst
Acetone	ND	ug/L	5.0		1	09/18/22	09/18/22 19:30	1011
tert-Amyl alcohol	ND	ug/L	5.0		1	09/18/22	09/18/22 19:30	1011
tert-Amyl ethyl ether	ND	ug/L	1.0		1	09/18/22	09/18/22 19:30	1011
tert-Amyl methyl ether	ND	ug/L	1.0		1	09/18/22	09/18/22 19:30	1011
Benzene	ND	ug/L	1.0		1	09/18/22	09/18/22 19:30	1011
Bromochloromethane	ND	ug/L	1.0		1	09/18/22	09/18/22 19:30	1011
Bromodichloromethane	ND	ug/L	1.0		1	09/18/22	09/18/22 19:30	1011
Bromoform	ND	ug/L	1.0		1	09/18/22	09/18/22 19:30	1011
Bromomethane	ND	ug/L	1.0		1	09/18/22	09/18/22 19:30	1011
tert-Butyl alcohol	ND	ug/L	5.0		1	09/18/22	09/18/22 19:30	1011
2-Butanone (MEK)	ND	ug/L	5.0		1	09/18/22	09/18/22 19:30	1011
tert-Butyl ethyl ether	ND	ug/L	1.0		1	09/18/22	09/18/22 19:30	1011
Carbon Disulfide	ND	ug/L	1.0		1	09/18/22	09/18/22 19:30	1011
Carbon tetrachloride	ND	ug/L	1.0		1	09/18/22	09/18/22 19:30	1011
Chlorobenzene	ND	ug/L	1.0		1	09/18/22	09/18/22 19:30	1011
Chloroethane	ND	ug/L	1.0		1	09/18/22	09/18/22 19:30	1011
Chloroform	ND	ug/L	1.0		1	09/18/22	09/18/22 19:30	1011
Chloromethane	ND	ug/L	1.0		1	09/18/22	09/18/22 19:30	1011

PHASE SEPARATION SCIENCE

6630 Baltimore National Pike
Baltimore, MD 21228
410-747-8770
800-932-9047
www.phaseonline.com

Certificate of Analysis

Project Name: Chester River Hospital Center
PSS Project No.: 22091531

Sample ID: MW-9 **Date/Time Sampled: 09/15/2022 10:50** **PSS Sample ID: 22091531-010**
Matrix: GROUND WATER **Date/Time Received: 09/15/2022 17:00**

TCL Volatiles plus Oxygenates Analytical Method: SW-846 8260 D Preparation Method: SW5030B

Qualifier(s): See Batch 197351 on Case Narrative.

	Result	Units	RL	Flag	Dil	Prepared	Analyzed	Analyst
Cyclohexane	ND	ug/L	1.0		1	09/18/22	09/18/22 19:30	1011
1,2-Dibromo-3-chloropropane	ND	ug/L	1.0		1	09/18/22	09/18/22 19:30	1011
Dibromochloromethane	ND	ug/L	1.0		1	09/18/22	09/18/22 19:30	1011
1,2-Dibromoethane	ND	ug/L	1.0		1	09/18/22	09/18/22 19:30	1011
1,2-Dichlorobenzene	ND	ug/L	1.0		1	09/18/22	09/18/22 19:30	1011
1,3-Dichlorobenzene	ND	ug/L	1.0		1	09/18/22	09/18/22 19:30	1011
Dichlorodifluoromethane	ND	ug/L	1.0		1	09/18/22	09/18/22 19:30	1011
1,4-Dichlorobenzene	ND	ug/L	1.0		1	09/18/22	09/18/22 19:30	1011
1,1-Dichloroethane	ND	ug/L	1.0		1	09/18/22	09/18/22 19:30	1011
1,2-Dichloroethane	ND	ug/L	1.0		1	09/18/22	09/18/22 19:30	1011
cis-1,2-Dichloroethene	ND	ug/L	1.0		1	09/18/22	09/18/22 19:30	1011
1,1-Dichloroethene	ND	ug/L	1.0		1	09/18/22	09/18/22 19:30	1011
1,2-Dichloropropane	ND	ug/L	1.0		1	09/18/22	09/18/22 19:30	1011
cis-1,3-Dichloropropene	ND	ug/L	1.0		1	09/18/22	09/18/22 19:30	1011
trans-1,3-Dichloropropene	ND	ug/L	1.0		1	09/18/22	09/18/22 19:30	1011
trans-1,2-Dichloroethene	ND	ug/L	1.0		1	09/18/22	09/18/22 19:30	1011
Diisopropyl ether	ND	ug/L	1.0		1	09/18/22	09/18/22 19:30	1011
Ethylbenzene	ND	ug/L	1.0		1	09/18/22	09/18/22 19:30	1011
2-Hexanone (MBK)	ND	ug/L	5.0		1	09/18/22	09/18/22 19:30	1011
Isopropylbenzene	ND	ug/L	1.0		1	09/18/22	09/18/22 19:30	1011
Methyl Acetate	ND	ug/L	1.0		1	09/18/22	09/18/22 19:30	1011
Methylcyclohexane	ND	ug/L	1.0		1	09/18/22	09/18/22 19:30	1011
Methylene chloride	ND	ug/L	1.0		1	09/18/22	09/18/22 19:30	1011
4-Methyl-2-Pentanone (MIBK)	ND	ug/L	5.0		1	09/18/22	09/18/22 19:30	1011
Methyl-t-Butyl Ether	ND	ug/L	1.0		1	09/18/22	09/18/22 19:30	1011
Naphthalene	ND	ug/L	1.0		1	09/18/22	09/18/22 19:30	1011
Styrene	ND	ug/L	1.0		1	09/18/22	09/18/22 19:30	1011
1,1,2,2-Tetrachloroethane	ND	ug/L	1.0		1	09/18/22	09/18/22 19:30	1011
Tetrachloroethene	ND	ug/L	1.0		1	09/18/22	09/18/22 19:30	1011
Toluene	ND	ug/L	1.0		1	09/18/22	09/18/22 19:30	1011
1,2,3-Trichlorobenzene	ND	ug/L	1.0		1	09/18/22	09/18/22 19:30	1011
1,2,4-Trichlorobenzene	ND	ug/L	1.0		1	09/18/22	09/18/22 19:30	1011
1,1,1-Trichloroethane	ND	ug/L	1.0		1	09/18/22	09/18/22 19:30	1011
Trichloroethene	ND	ug/L	1.0		1	09/18/22	09/18/22 19:30	1011
1,1,2-Trichloroethane	ND	ug/L	1.0		1	09/18/22	09/18/22 19:30	1011

PHASE SEPARATION SCIENCE

6630 Baltimore National Pike
Baltimore, MD 21228
410-747-8770
800-932-9047
www.phaseonline.com

Certificate of Analysis

Project Name: Chester River Hospital Center
PSS Project No.: 22091531

Sample ID: MW-9 **Date/Time Sampled: 09/15/2022 10:50** **PSS Sample ID: 22091531-010**
Matrix: GROUND WATER **Date/Time Received: 09/15/2022 17:00**

TCL Volatiles plus Oxygenates Analytical Method: SW-846 8260 D Preparation Method: SW5030B

Qualifier(s): See Batch 197351 on Case Narrative.

	Result	Units	RL	Flag	Dil	Prepared	Analyzed	Analyst
Trichlorofluoromethane	ND	ug/L	1.0		1	09/18/22	09/18/22 19:30	1011
1,1,2-Trichlorotrifluoroethane	ND	ug/L	1.0		1	09/18/22	09/18/22 19:30	1011
Vinyl chloride	ND	ug/L	1.0		1	09/18/22	09/18/22 19:30	1011
m&p-Xylene	ND	ug/L	2.0		1	09/18/22	09/18/22 19:30	1011
o-Xylene	ND	ug/L	1.0		1	09/18/22	09/18/22 19:30	1011

Surrogate(s)	*Recovery*		*Limits*				
4-Bromofluorobenzene	*98*	*%*	*88-120*		*1*	*09/18/22*	*09/18/22 19:30*	*1011*
Dibromofluoromethane	*101*	*%*	*92-107*		*1*	*09/18/22*	*09/18/22 19:30*	*1011*
Toluene-D8	*100*	*%*	*95-106*		*1*	*09/18/22*	*09/18/22 19:30*	*1011*

PHASE SEPARATION SCIENCE

6630 Baltimore National Pike
Baltimore, MD 21228
410-747-8770
800-932-9047
www.phaseonline.com

Certificate of Analysis

Project Name: Chester River Hospital Center
PSS Project No.: 22091531

Sample ID: MW-14 **Date/Time Sampled: 09/15/2022 11:48** **PSS Sample ID: 22091531-011**
Matrix: GROUND WATER **Date/Time Received: 09/15/2022 17:00**

Total Petroleum Hydrocarbons - DRO Analytical Method: SW-846 8015C DRO Preparation Method: SW3510C

	Result	Units	RL	Flag	Dil	Prepared	Analyzed	Analyst
TPH-DRO (Diesel Range Organics)	**0.61**	mg/L	0.10		1	09/19/22	09/20/22 05:01	1069
Surrogate(s)	***Recovery***		***Limits***					
o-Terphenyl	*76*	*%*	*52-100*		*1*	*09/19/22*	*09/20/22 05:01*	*1069*

TCL Volatiles plus Oxygenates Analytical Method: SW-846 8260 D Preparation Method: SW5030B

Qualifier(s): See Batch 197351 on Case Narrative.

	Result	Units	RL	Flag	Dil	Prepared	Analyzed	Analyst
Acetone	ND	ug/L	5.0		1	09/18/22	09/18/22 19:53	1011
tert-Amyl alcohol	ND	ug/L	5.0		1	09/18/22	09/18/22 19:53	1011
tert-Amyl ethyl ether	ND	ug/L	1.0		1	09/18/22	09/18/22 19:53	1011
tert-Amyl methyl ether	ND	ug/L	1.0		1	09/18/22	09/18/22 19:53	1011
Benzene	ND	ug/L	1.0		1	09/18/22	09/18/22 19:53	1011
Bromochloromethane	ND	ug/L	1.0		1	09/18/22	09/18/22 19:53	1011
Bromodichloromethane	ND	ug/L	1.0		1	09/18/22	09/18/22 19:53	1011
Bromoform	ND	ug/L	1.0		1	09/18/22	09/18/22 19:53	1011
Bromomethane	ND	ug/L	1.0		1	09/18/22	09/18/22 19:53	1011
tert-Butyl alcohol	ND	ug/L	5.0		1	09/18/22	09/18/22 19:53	1011
2-Butanone (MEK)	ND	ug/L	5.0		1	09/18/22	09/18/22 19:53	1011
tert-Butyl ethyl ether	ND	ug/L	1.0		1	09/18/22	09/18/22 19:53	1011
Carbon Disulfide	ND	ug/L	1.0		1	09/18/22	09/18/22 19:53	1011
Carbon tetrachloride	ND	ug/L	1.0		1	09/18/22	09/18/22 19:53	1011
Chlorobenzene	ND	ug/L	1.0		1	09/18/22	09/18/22 19:53	1011
Chloroethane	ND	ug/L	1.0		1	09/18/22	09/18/22 19:53	1011
Chloroform	ND	ug/L	1.0		1	09/18/22	09/18/22 19:53	1011
Chloromethane	ND	ug/L	1.0		1	09/18/22	09/18/22 19:53	1011
Cyclohexane	ND	ug/L	1.0		1	09/18/22	09/18/22 19:53	1011
1,2-Dibromo-3-chloropropane	ND	ug/L	1.0		1	09/18/22	09/18/22 19:53	1011
Dibromochloromethane	ND	ug/L	1.0		1	09/18/22	09/18/22 19:53	1011
1,2-Dibromoethane	ND	ug/L	1.0		1	09/18/22	09/18/22 19:53	1011
1,2-Dichlorobenzene	ND	ug/L	1.0		1	09/18/22	09/18/22 19:53	1011
1,3-Dichlorobenzene	ND	ug/L	1.0		1	09/18/22	09/18/22 19:53	1011
Dichlorodifluoromethane	ND	ug/L	1.0		1	09/18/22	09/18/22 19:53	1011
1,4-Dichlorobenzene	ND	ug/L	1.0		1	09/18/22	09/18/22 19:53	1011
1,1-Dichloroethane	ND	ug/L	1.0		1	09/18/22	09/18/22 19:53	1011

PHASE SEPARATION SCIENCE

6630 Baltimore National Pike
Baltimore, MD 21228
410-747-8770
800-932-9047
www.phaseonline.com

Certificate of Analysis

Project Name: Chester River Hospital Center
PSS Project No.: 22091531

Sample ID: MW-14 **Date/Time Sampled: 09/15/2022 11:48** **PSS Sample ID: 22091531-011**
Matrix: GROUND WATER **Date/Time Received: 09/15/2022 17:00**

TCL Volatiles plus Oxygenates Analytical Method: SW-846 8260 D Preparation Method: SW5030B

Qualifier(s): See Batch 197351 on Case Narrative.

	Result	Units	RL	Flag	Dil	Prepared	Analyzed	Analyst
1,2-Dichloroethane	ND	ug/L	1.0		1	09/18/22	09/18/22 19:53	1011
cis-1,2-Dichloroethene	ND	ug/L	1.0		1	09/18/22	09/18/22 19:53	1011
1,1-Dichloroethene	ND	ug/L	1.0		1	09/18/22	09/18/22 19:53	1011
1,2-Dichloropropane	ND	ug/L	1.0		1	09/18/22	09/18/22 19:53	1011
cis-1,3-Dichloropropene	ND	ug/L	1.0		1	09/18/22	09/18/22 19:53	1011
trans-1,3-Dichloropropene	ND	ug/L	1.0		1	09/18/22	09/18/22 19:53	1011
trans-1,2-Dichloroethene	ND	ug/L	1.0		1	09/18/22	09/18/22 19:53	1011
Diisopropyl ether	ND	ug/L	1.0		1	09/18/22	09/18/22 19:53	1011
Ethylbenzene	ND	ug/L	1.0		1	09/18/22	09/18/22 19:53	1011
2-Hexanone (MBK)	ND	ug/L	5.0		1	09/18/22	09/18/22 19:53	1011
Isopropylbenzene	ND	ug/L	1.0		1	09/18/22	09/18/22 19:53	1011
Methyl Acetate	ND	ug/L	1.0		1	09/18/22	09/18/22 19:53	1011
Methylcyclohexane	ND	ug/L	1.0		1	09/18/22	09/18/22 19:53	1011
Methylene chloride	ND	ug/L	1.0		1	09/18/22	09/18/22 19:53	1011
4-Methyl-2-Pentanone (MIBK)	ND	ug/L	5.0		1	09/18/22	09/18/22 19:53	1011
Methyl-t-Butyl Ether	ND	ug/L	1.0		1	09/18/22	09/18/22 19:53	1011
Naphthalene	ND	ug/L	1.0		1	09/18/22	09/18/22 19:53	1011
Styrene	ND	ug/L	1.0		1	09/18/22	09/18/22 19:53	1011
1,1,2,2-Tetrachloroethane	ND	ug/L	1.0		1	09/18/22	09/18/22 19:53	1011
Tetrachloroethene	ND	ug/L	1.0		1	09/18/22	09/18/22 19:53	1011
Toluene	ND	ug/L	1.0		1	09/18/22	09/18/22 19:53	1011
1,2,3-Trichlorobenzene	ND	ug/L	1.0		1	09/18/22	09/18/22 19:53	1011
1,2,4-Trichlorobenzene	ND	ug/L	1.0		1	09/18/22	09/18/22 19:53	1011
1,1,1-Trichloroethane	ND	ug/L	1.0		1	09/18/22	09/18/22 19:53	1011
Trichloroethene	ND	ug/L	1.0		1	09/18/22	09/18/22 19:53	1011
1,1,2-Trichloroethane	ND	ug/L	1.0		1	09/18/22	09/18/22 19:53	1011
Trichlorofluoromethane	ND	ug/L	1.0		1	09/18/22	09/18/22 19:53	1011
1,1,2-Trichlorotrifluoroethane	ND	ug/L	1.0		1	09/18/22	09/18/22 19:53	1011
Vinyl chloride	ND	ug/L	1.0		1	09/18/22	09/18/22 19:53	1011
m&p-Xylene	ND	ug/L	2.0		1	09/18/22	09/18/22 19:53	1011
o-Xylene	ND	ug/L	1.0		1	09/18/22	09/18/22 19:53	1011

Surrogate(s)	*Recovery*		*Limits*				
4-Bromofluorobenzene	*97*	*%*	*88-120*	*1*	*09/18/22*	*09/18/22 19:53*	*1011*
Dibromofluoromethane	*100*	*%*	*92-107*	*1*	*09/18/22*	*09/18/22 19:53*	*1011*
Toluene-D8	*99*	*%*	*95-106*	*1*	*09/18/22*	*09/18/22 19:53*	*1011*

PHASE SEPARATION SCIENCE

6630 Baltimore National Pike
Baltimore, MD 21228
410-747-8770
800-932-9047
www.phaseonline.com

Certificate of Analysis

Project Name: Chester River Hospital Center
PSS Project No.: 22091531

Sample ID: MW-20 **Date/Time Sampled: 09/15/2022 11:15** **PSS Sample ID: 22091531-012**
Matrix: GROUND WATER **Date/Time Received: 09/15/2022 17:00**

Total Petroleum Hydrocarbons - DRO Analytical Method: SW-846 8015C DRO Preparation Method: SW3510C

	Result	Units	RL	Flag	Dil	Prepared	Analyzed	Analyst
TPH-DRO (Diesel Range Organics)	**1.4**	mg/L	0.10		1	09/19/22	09/20/22 05:28	1069
Surrogate(s)	***Recovery***		***Limits***					
o-Terphenyl	*74*	*%*	*52-100*		*1*	*09/19/22*	*09/20/22 05:28*	*1069*

TCL Volatiles plus Oxygenates Analytical Method: SW-846 8260 D Preparation Method: SW5030B

Qualifier(s): See Batch 197351 on Case Narrative.

	Result	Units	RL	Flag	Dil	Prepared	Analyzed	Analyst
Acetone	ND	ug/L	5.0		1	09/18/22	09/18/22 20:16	1011
tert-Amyl alcohol	ND	ug/L	5.0		1	09/18/22	09/18/22 20:16	1011
tert-Amyl ethyl ether	ND	ug/L	1.0		1	09/18/22	09/18/22 20:16	1011
tert-Amyl methyl ether	ND	ug/L	1.0		1	09/18/22	09/18/22 20:16	1011
Benzene	ND	ug/L	1.0		1	09/18/22	09/18/22 20:16	1011
Bromochloromethane	ND	ug/L	1.0		1	09/18/22	09/18/22 20:16	1011
Bromodichloromethane	ND	ug/L	1.0		1	09/18/22	09/18/22 20:16	1011
Bromoform	ND	ug/L	1.0		1	09/18/22	09/18/22 20:16	1011
Bromomethane	ND	ug/L	1.0		1	09/18/22	09/18/22 20:16	1011
tert-Butyl alcohol	ND	ug/L	5.0		1	09/18/22	09/18/22 20:16	1011
2-Butanone (MEK)	ND	ug/L	5.0		1	09/18/22	09/18/22 20:16	1011
tert-Butyl ethyl ether	ND	ug/L	1.0		1	09/18/22	09/18/22 20:16	1011
Carbon Disulfide	ND	ug/L	1.0		1	09/18/22	09/18/22 20:16	1011
Carbon tetrachloride	ND	ug/L	1.0		1	09/18/22	09/18/22 20:16	1011
Chlorobenzene	ND	ug/L	1.0		1	09/18/22	09/18/22 20:16	1011
Chloroethane	ND	ug/L	1.0		1	09/18/22	09/18/22 20:16	1011
Chloroform	ND	ug/L	1.0		1	09/18/22	09/18/22 20:16	1011
Chloromethane	ND	ug/L	1.0		1	09/18/22	09/18/22 20:16	1011
Cyclohexane	ND	ug/L	1.0		1	09/18/22	09/18/22 20:16	1011
1,2-Dibromo-3-chloropropane	ND	ug/L	1.0		1	09/18/22	09/18/22 20:16	1011
Dibromochloromethane	ND	ug/L	1.0		1	09/18/22	09/18/22 20:16	1011
1,2-Dibromoethane	ND	ug/L	1.0		1	09/18/22	09/18/22 20:16	1011
1,2-Dichlorobenzene	ND	ug/L	1.0		1	09/18/22	09/18/22 20:16	1011
1,3-Dichlorobenzene	ND	ug/L	1.0		1	09/18/22	09/18/22 20:16	1011
Dichlorodifluoromethane	ND	ug/L	1.0		1	09/18/22	09/18/22 20:16	1011
1,4-Dichlorobenzene	ND	ug/L	1.0		1	09/18/22	09/18/22 20:16	1011
1,1-Dichloroethane	ND	ug/L	1.0		1	09/18/22	09/18/22 20:16	1011

PHASE SEPARATION SCIENCE

6630 Baltimore National Pike
Baltimore, MD 21228
410-747-8770
800-932-9047
www.phaseonline.com

Certificate of Analysis

Project Name: Chester River Hospital Center
PSS Project No.: 22091531

Sample ID: MW-20 **Date/Time Sampled: 09/15/2022 11:15** **PSS Sample ID: 22091531-012**
Matrix: GROUND WATER **Date/Time Received: 09/15/2022 17:00**

TCL Volatiles plus Oxygenates Analytical Method: SW-846 8260 D Preparation Method: SW5030B

Qualifier(s): See Batch 197351 on Case Narrative.

	Result	Units	RL	Flag	Dil	Prepared	Analyzed	Analyst
1,2-Dichloroethane	ND	ug/L	1.0		1	09/18/22	09/18/22 20:16	1011
cis-1,2-Dichloroethene	ND	ug/L	1.0		1	09/18/22	09/18/22 20:16	1011
1,1-Dichloroethene	ND	ug/L	1.0		1	09/18/22	09/18/22 20:16	1011
1,2-Dichloropropane	ND	ug/L	1.0		1	09/18/22	09/18/22 20:16	1011
cis-1,3-Dichloropropene	ND	ug/L	1.0		1	09/18/22	09/18/22 20:16	1011
trans-1,3-Dichloropropene	ND	ug/L	1.0		1	09/18/22	09/18/22 20:16	1011
trans-1,2-Dichloroethene	ND	ug/L	1.0		1	09/18/22	09/18/22 20:16	1011
Diisopropyl ether	ND	ug/L	1.0		1	09/18/22	09/18/22 20:16	1011
Ethylbenzene	ND	ug/L	1.0		1	09/18/22	09/18/22 20:16	1011
2-Hexanone (MBK)	ND	ug/L	5.0		1	09/18/22	09/18/22 20:16	1011
Isopropylbenzene	ND	ug/L	1.0		1	09/18/22	09/18/22 20:16	1011
Methyl Acetate	ND	ug/L	1.0		1	09/18/22	09/18/22 20:16	1011
Methylcyclohexane	ND	ug/L	1.0		1	09/18/22	09/18/22 20:16	1011
Methylene chloride	ND	ug/L	1.0		1	09/18/22	09/18/22 20:16	1011
4-Methyl-2-Pentanone (MIBK)	ND	ug/L	5.0		1	09/18/22	09/18/22 20:16	1011
Methyl-t-Butyl Ether	ND	ug/L	1.0		1	09/18/22	09/18/22 20:16	1011
Naphthalene	ND	ug/L	1.0		1	09/18/22	09/18/22 20:16	1011
Styrene	ND	ug/L	1.0		1	09/18/22	09/18/22 20:16	1011
1,1,2,2-Tetrachloroethane	ND	ug/L	1.0		1	09/18/22	09/18/22 20:16	1011
Tetrachloroethene	ND	ug/L	1.0		1	09/18/22	09/18/22 20:16	1011
Toluene	ND	ug/L	1.0		1	09/18/22	09/18/22 20:16	1011
1,2,3-Trichlorobenzene	ND	ug/L	1.0		1	09/18/22	09/18/22 20:16	1011
1,2,4-Trichlorobenzene	ND	ug/L	1.0		1	09/18/22	09/18/22 20:16	1011
1,1,1-Trichloroethane	ND	ug/L	1.0		1	09/18/22	09/18/22 20:16	1011
Trichloroethene	ND	ug/L	1.0		1	09/18/22	09/18/22 20:16	1011
1,1,2-Trichloroethane	ND	ug/L	1.0		1	09/18/22	09/18/22 20:16	1011
Trichlorofluoromethane	ND	ug/L	1.0		1	09/18/22	09/18/22 20:16	1011
1,1,2-Trichlorotrifluoroethane	ND	ug/L	1.0		1	09/18/22	09/18/22 20:16	1011
Vinyl chloride	ND	ug/L	1.0		1	09/18/22	09/18/22 20:16	1011
m&p-Xylene	ND	ug/L	2.0		1	09/18/22	09/18/22 20:16	1011
o-Xylene	ND	ug/L	1.0		1	09/18/22	09/18/22 20:16	1011

Surrogate(s)	*Recovery*		*Limits*				
4-Bromofluorobenzene	*96*	*%*	*88-120*	*1*	*09/18/22*	*09/18/22 20:16*	*1011*
Dibromofluoromethane	*100*	*%*	*92-107*	*1*	*09/18/22*	*09/18/22 20:16*	*1011*
Toluene-D8	*101*	*%*	*95-106*	*1*	*09/18/22*	*09/18/22 20:16*	*1011*

PHASE SEPARATION SCIENCE

6630 Baltimore National Pike
Baltimore, MD 21228
410-747-8770
800-932-9047
www.phaseonline.com

Certificate of Analysis

Project Name: Chester River Hospital Center
PSS Project No.: 22091531

Sample ID: MW-19 **Date/Time Sampled: 09/15/2022 12:00** **PSS Sample ID: 22091531-013**
Matrix: GROUND WATER **Date/Time Received: 09/15/2022 17:00**

Total Petroleum Hydrocarbons - DRO Analytical Method: SW-846 8015C DRO Preparation Method: SW3510C

	Result	Units	RL	Flag	Dil	Prepared	Analyzed	Analyst
TPH-DRO (Diesel Range Organics)	ND	mg/L	0.10		1	09/20/22	09/20/22 17:42	1069
Surrogate(s)	***Recovery***		***Limits***					
o-Terphenyl	*79*	*%*	*52-100*		*1*	*09/20/22*	*09/20/22 17:42*	*1069*

TCL Volatiles plus Oxygenates Analytical Method: SW-846 8260 D Preparation Method: SW5030B

Qualifier(s): See Batch 197351 on Case Narrative.

	Result	Units	RL	Flag	Dil	Prepared	Analyzed	Analyst
Acetone	ND	ug/L	5.0		1	09/18/22	09/18/22 20:38	1011
tert-Amyl alcohol	ND	ug/L	5.0		1	09/18/22	09/18/22 20:38	1011
tert-Amyl ethyl ether	ND	ug/L	1.0		1	09/18/22	09/18/22 20:38	1011
tert-Amyl methyl ether	ND	ug/L	1.0		1	09/18/22	09/18/22 20:38	1011
Benzene	ND	ug/L	1.0		1	09/18/22	09/18/22 20:38	1011
Bromochloromethane	ND	ug/L	1.0		1	09/18/22	09/18/22 20:38	1011
Bromodichloromethane	ND	ug/L	1.0		1	09/18/22	09/18/22 20:38	1011
Bromoform	ND	ug/L	1.0		1	09/18/22	09/18/22 20:38	1011
Bromomethane	ND	ug/L	1.0		1	09/18/22	09/18/22 20:38	1011
tert-Butyl alcohol	ND	ug/L	5.0		1	09/18/22	09/18/22 20:38	1011
2-Butanone (MEK)	ND	ug/L	5.0		1	09/18/22	09/18/22 20:38	1011
tert-Butyl ethyl ether	ND	ug/L	1.0		1	09/18/22	09/18/22 20:38	1011
Carbon Disulfide	ND	ug/L	1.0		1	09/18/22	09/18/22 20:38	1011
Carbon tetrachloride	ND	ug/L	1.0		1	09/18/22	09/18/22 20:38	1011
Chlorobenzene	ND	ug/L	1.0		1	09/18/22	09/18/22 20:38	1011
Chloroethane	ND	ug/L	1.0		1	09/18/22	09/18/22 20:38	1011
Chloroform	ND	ug/L	1.0		1	09/18/22	09/18/22 20:38	1011
Chloromethane	ND	ug/L	1.0		1	09/18/22	09/18/22 20:38	1011
Cyclohexane	ND	ug/L	1.0		1	09/18/22	09/18/22 20:38	1011
1,2-Dibromo-3-chloropropane	ND	ug/L	1.0		1	09/18/22	09/18/22 20:38	1011
Dibromochloromethane	ND	ug/L	1.0		1	09/18/22	09/18/22 20:38	1011
1,2-Dibromoethane	ND	ug/L	1.0		1	09/18/22	09/18/22 20:38	1011
1,2-Dichlorobenzene	ND	ug/L	1.0		1	09/18/22	09/18/22 20:38	1011
1,3-Dichlorobenzene	ND	ug/L	1.0		1	09/18/22	09/18/22 20:38	1011
Dichlorodifluoromethane	ND	ug/L	1.0		1	09/18/22	09/18/22 20:38	1011
1,4-Dichlorobenzene	ND	ug/L	1.0		1	09/18/22	09/18/22 20:38	1011
1,1-Dichloroethane	ND	ug/L	1.0		1	09/18/22	09/18/22 20:38	1011

PHASE SEPARATION SCIENCE

6630 Baltimore National Pike
Baltimore, MD 21228
410-747-8770
800-932-9047
www.phaseonline.com

Certificate of Analysis

Project Name: Chester River Hospital Center
PSS Project No.: 22091531

Sample ID: MW-19 **Date/Time Sampled: 09/15/2022 12:00** **PSS Sample ID: 22091531-013**
Matrix: GROUND WATER **Date/Time Received: 09/15/2022 17:00**

TCL Volatiles plus Oxygenates Analytical Method: SW-846 8260 D Preparation Method: SW5030B

Qualifier(s): See Batch 197351 on Case Narrative.

	Result	Units	RL	Flag	Dil	Prepared	Analyzed	Analyst
1,2-Dichloroethane	ND	ug/L	1.0		1	09/18/22	09/18/22 20:38	1011
cis-1,2-Dichloroethene	ND	ug/L	1.0		1	09/18/22	09/18/22 20:38	1011
1,1-Dichloroethene	ND	ug/L	1.0		1	09/18/22	09/18/22 20:38	1011
1,2-Dichloropropane	ND	ug/L	1.0		1	09/18/22	09/18/22 20:38	1011
cis-1,3-Dichloropropene	ND	ug/L	1.0		1	09/18/22	09/18/22 20:38	1011
trans-1,3-Dichloropropene	ND	ug/L	1.0		1	09/18/22	09/18/22 20:38	1011
trans-1,2-Dichloroethene	ND	ug/L	1.0		1	09/18/22	09/18/22 20:38	1011
Diisopropyl ether	ND	ug/L	1.0		1	09/18/22	09/18/22 20:38	1011
Ethylbenzene	ND	ug/L	1.0		1	09/18/22	09/18/22 20:38	1011
2-Hexanone (MBK)	ND	ug/L	5.0		1	09/18/22	09/18/22 20:38	1011
Isopropylbenzene	**1.9**	ug/L	1.0		1	09/18/22	09/18/22 20:38	1011
Methyl Acetate	ND	ug/L	1.0		1	09/18/22	09/18/22 20:38	1011
Methylcyclohexane	ND	ug/L	1.0		1	09/18/22	09/18/22 20:38	1011
Methylene chloride	ND	ug/L	1.0		1	09/18/22	09/18/22 20:38	1011
4-Methyl-2-Pentanone (MIBK)	ND	ug/L	5.0		1	09/18/22	09/18/22 20:38	1011
Methyl-t-Butyl Ether	ND	ug/L	1.0		1	09/18/22	09/18/22 20:38	1011
Naphthalene	**3.7**	ug/L	1.0		1	09/18/22	09/18/22 20:38	1011
Styrene	ND	ug/L	1.0		1	09/18/22	09/18/22 20:38	1011
1,1,2,2-Tetrachloroethane	ND	ug/L	1.0		1	09/18/22	09/18/22 20:38	1011
Tetrachloroethene	ND	ug/L	1.0		1	09/18/22	09/18/22 20:38	1011
Toluene	ND	ug/L	1.0		1	09/18/22	09/18/22 20:38	1011
1,2,3-Trichlorobenzene	ND	ug/L	1.0		1	09/18/22	09/18/22 20:38	1011
1,2,4-Trichlorobenzene	ND	ug/L	1.0		1	09/18/22	09/18/22 20:38	1011
1,1,1-Trichloroethane	ND	ug/L	1.0		1	09/18/22	09/18/22 20:38	1011
Trichloroethene	ND	ug/L	1.0		1	09/18/22	09/18/22 20:38	1011
1,1,2-Trichloroethane	ND	ug/L	1.0		1	09/18/22	09/18/22 20:38	1011
Trichlorofluoromethane	ND	ug/L	1.0		1	09/18/22	09/18/22 20:38	1011
1,1,2-Trichlorotrifluoroethane	ND	ug/L	1.0		1	09/18/22	09/18/22 20:38	1011
Vinyl chloride	ND	ug/L	1.0		1	09/18/22	09/18/22 20:38	1011
m&p-Xylene	ND	ug/L	2.0		1	09/18/22	09/18/22 20:38	1011
o-Xylene	ND	ug/L	1.0		1	09/18/22	09/18/22 20:38	1011

Surrogate(s)	*Recovery*		*Limits*				
4-Bromofluorobenzene	*96*	*%*	*88-120*	*1*	*09/18/22*	*09/18/22 20:38*	*1011*
Dibromofluoromethane	*100*	*%*	*92-107*	*1*	*09/18/22*	*09/18/22 20:38*	*1011*
Toluene-D8	*100*	*%*	*95-106*	*1*	*09/18/22*	*09/18/22 20:38*	*1011*

PHASE SEPARATION SCIENCE

6630 Baltimore National Pike
Baltimore, MD 21228
410-747-8770
800-932-9047
www.phaseonline.com

Certificate of Analysis

Project Name: Chester River Hospital Center
PSS Project No.: 22091531

Sample ID: MW-54 **Date/Time Sampled: 09/15/2022 12:54** **PSS Sample ID: 22091531-014**
Matrix: GROUND WATER **Date/Time Received: 09/15/2022 17:00**

Total Petroleum Hydrocarbons - DRO Analytical Method: SW-846 8015C DRO Preparation Method: SW3510C

	Result	Units	RL	Flag	Dil	Prepared	Analyzed	Analyst
TPH-DRO (Diesel Range Organics)	**2.4**	mg/L	0.10		1	09/19/22	09/20/22 05:54	1069
Surrogate(s)	***Recovery***		***Limits***					
o-Terphenyl	*79*	*%*	*52-100*		*1*	*09/19/22*	*09/20/22 05:54*	*1069*

TCL Volatiles plus Oxygenates Analytical Method: SW-846 8260 D Preparation Method: SW5030B

Qualifier(s): See Batch 197351 on Case Narrative.

	Result	Units	RL	Flag	Dil	Prepared	Analyzed	Analyst
Acetone	ND	ug/L	5.0		1	09/18/22	09/18/22 22:32	1011
tert-Amyl alcohol	ND	ug/L	5.0		1	09/18/22	09/18/22 22:32	1011
tert-Amyl ethyl ether	ND	ug/L	1.0		1	09/18/22	09/18/22 22:32	1011
tert-Amyl methyl ether	ND	ug/L	1.0		1	09/18/22	09/18/22 22:32	1011
Benzene	ND	ug/L	1.0		1	09/18/22	09/18/22 22:32	1011
Bromochloromethane	ND	ug/L	1.0		1	09/18/22	09/18/22 22:32	1011
Bromodichloromethane	ND	ug/L	1.0		1	09/18/22	09/18/22 22:32	1011
Bromoform	ND	ug/L	1.0		1	09/18/22	09/18/22 22:32	1011
Bromomethane	ND	ug/L	1.0		1	09/18/22	09/18/22 22:32	1011
tert-Butyl alcohol	ND	ug/L	5.0		1	09/18/22	09/18/22 22:32	1011
2-Butanone (MEK)	ND	ug/L	5.0		1	09/18/22	09/18/22 22:32	1011
tert-Butyl ethyl ether	ND	ug/L	1.0		1	09/18/22	09/18/22 22:32	1011
Carbon Disulfide	ND	ug/L	1.0		1	09/18/22	09/18/22 22:32	1011
Carbon tetrachloride	ND	ug/L	1.0		1	09/18/22	09/18/22 22:32	1011
Chlorobenzene	ND	ug/L	1.0		1	09/18/22	09/18/22 22:32	1011
Chloroethane	ND	ug/L	1.0		1	09/18/22	09/18/22 22:32	1011
Chloroform	ND	ug/L	1.0		1	09/18/22	09/18/22 22:32	1011
Chloromethane	ND	ug/L	1.0		1	09/18/22	09/18/22 22:32	1011
Cyclohexane	ND	ug/L	1.0		1	09/18/22	09/18/22 22:32	1011
1,2-Dibromo-3-chloropropane	ND	ug/L	1.0		1	09/18/22	09/18/22 22:32	1011
Dibromochloromethane	ND	ug/L	1.0		1	09/18/22	09/18/22 22:32	1011
1,2-Dibromoethane	ND	ug/L	1.0		1	09/18/22	09/18/22 22:32	1011
1,2-Dichlorobenzene	ND	ug/L	1.0		1	09/18/22	09/18/22 22:32	1011
1,3-Dichlorobenzene	ND	ug/L	1.0		1	09/18/22	09/18/22 22:32	1011
Dichlorodifluoromethane	ND	ug/L	1.0		1	09/18/22	09/18/22 22:32	1011
1,4-Dichlorobenzene	ND	ug/L	1.0		1	09/18/22	09/18/22 22:32	1011
1,1-Dichloroethane	ND	ug/L	1.0		1	09/18/22	09/18/22 22:32	1011

PHASE SEPARATION SCIENCE

6630 Baltimore National Pike
Baltimore, MD 21228
410-747-8770
800-932-9047
www.phaseonline.com

Certificate of Analysis

Project Name: Chester River Hospital Center
PSS Project No.: 22091531

Sample ID: MW-54 **Date/Time Sampled: 09/15/2022 12:54** **PSS Sample ID: 22091531-014**
Matrix: GROUND WATER **Date/Time Received: 09/15/2022 17:00**

TCL Volatiles plus Oxygenates Analytical Method: SW-846 8260 D Preparation Method: SW5030B

Qualifier(s): See Batch 197351 on Case Narrative.

	Result	Units	RL	Flag	Dil	Prepared	Analyzed	Analyst
1,2-Dichloroethane	ND	ug/L	1.0		1	09/18/22	09/18/22 22:32	1011
cis-1,2-Dichloroethene	ND	ug/L	1.0		1	09/18/22	09/18/22 22:32	1011
1,1-Dichloroethene	ND	ug/L	1.0		1	09/18/22	09/18/22 22:32	1011
1,2-Dichloropropane	ND	ug/L	1.0		1	09/18/22	09/18/22 22:32	1011
cis-1,3-Dichloropropene	ND	ug/L	1.0		1	09/18/22	09/18/22 22:32	1011
trans-1,3-Dichloropropene	ND	ug/L	1.0		1	09/18/22	09/18/22 22:32	1011
trans-1,2-Dichloroethene	ND	ug/L	1.0		1	09/18/22	09/18/22 22:32	1011
Diisopropyl ether	ND	ug/L	1.0		1	09/18/22	09/18/22 22:32	1011
Ethylbenzene	ND	ug/L	1.0		1	09/18/22	09/18/22 22:32	1011
2-Hexanone (MBK)	ND	ug/L	5.0		1	09/18/22	09/18/22 22:32	1011
Isopropylbenzene	**2.3**	ug/L	1.0		1	09/18/22	09/18/22 22:32	1011
Methyl Acetate	ND	ug/L	1.0		1	09/18/22	09/18/22 22:32	1011
Methylcyclohexane	ND	ug/L	1.0		1	09/18/22	09/18/22 22:32	1011
Methylene chloride	ND	ug/L	1.0		1	09/18/22	09/18/22 22:32	1011
4-Methyl-2-Pentanone (MIBK)	ND	ug/L	5.0		1	09/18/22	09/18/22 22:32	1011
Methyl-t-Butyl Ether	ND	ug/L	1.0		1	09/18/22	09/18/22 22:32	1011
Naphthalene	**5.3**	ug/L	1.0		1	09/18/22	09/18/22 22:32	1011
Styrene	ND	ug/L	1.0		1	09/18/22	09/18/22 22:32	1011
1,1,2,2-Tetrachloroethane	ND	ug/L	1.0		1	09/18/22	09/18/22 22:32	1011
Tetrachloroethene	ND	ug/L	1.0		1	09/18/22	09/18/22 22:32	1011
Toluene	ND	ug/L	1.0		1	09/18/22	09/18/22 22:32	1011
1,2,3-Trichlorobenzene	ND	ug/L	1.0		1	09/18/22	09/18/22 22:32	1011
1,2,4-Trichlorobenzene	ND	ug/L	1.0		1	09/18/22	09/18/22 22:32	1011
1,1,1-Trichloroethane	ND	ug/L	1.0		1	09/18/22	09/18/22 22:32	1011
Trichloroethene	ND	ug/L	1.0		1	09/18/22	09/18/22 22:32	1011
1,1,2-Trichloroethane	ND	ug/L	1.0		1	09/18/22	09/18/22 22:32	1011
Trichlorofluoromethane	ND	ug/L	1.0		1	09/18/22	09/18/22 22:32	1011
1,1,2-Trichlorotrifluoroethane	ND	ug/L	1.0		1	09/18/22	09/18/22 22:32	1011
Vinyl chloride	ND	ug/L	1.0		1	09/18/22	09/18/22 22:32	1011
m&p-Xylene	ND	ug/L	2.0		1	09/18/22	09/18/22 22:32	1011
o-Xylene	ND	ug/L	1.0		1	09/18/22	09/18/22 22:32	1011

Surrogate(s)	*Recovery*		*Limits*				
4-Bromofluorobenzene	*94*	*%*	*88-120*	*1*	*09/18/22*	*09/18/22 22:32*	*1011*
Dibromofluoromethane	*100*	*%*	*92-107*	*1*	*09/18/22*	*09/18/22 22:32*	*1011*
Toluene-D8	*99*	*%*	*95-106*	*1*	*09/18/22*	*09/18/22 22:32*	*1011*

PHASE SEPARATION SCIENCE

6630 Baltimore National Pike
Baltimore, MD 21228
410-747-8770
800-932-9047
www.phaseonline.com

Certificate of Analysis

Project Name: Chester River Hospital Center
PSS Project No.: 22091531

Sample ID: MW-47 **Date/Time Sampled: 09/15/2022 10:57** **PSS Sample ID: 22091531-015**
Matrix: GROUND WATER **Date/Time Received: 09/15/2022 17:00**

Total Petroleum Hydrocarbons - DRO Analytical Method: SW-846 8015C DRO Preparation Method: SW3510C

	Result	Units	RL	Flag	Dil	Prepared	Analyzed	Analyst
TPH-DRO (Diesel Range Organics)	**0.38**	mg/L	0.10		1	09/19/22	09/20/22 06:21	1069
Surrogate(s)	***Recovery***		***Limits***					
o-Terphenyl	*72*	*%*	*52-100*		*1*	*09/19/22*	*09/20/22 06:21*	*1069*

TCL Volatiles plus Oxygenates Analytical Method: SW-846 8260 D Preparation Method: SW5030B

Qualifier(s): See Batch 197351 on Case Narrative.

	Result	Units	RL	Flag	Dil	Prepared	Analyzed	Analyst
Acetone	ND	ug/L	5.0		1	09/18/22	09/18/22 22:55	1011
tert-Amyl alcohol	ND	ug/L	5.0		1	09/18/22	09/18/22 22:55	1011
tert-Amyl ethyl ether	ND	ug/L	1.0		1	09/18/22	09/18/22 22:55	1011
tert-Amyl methyl ether	ND	ug/L	1.0		1	09/18/22	09/18/22 22:55	1011
Benzene	ND	ug/L	1.0		1	09/18/22	09/18/22 22:55	1011
Bromochloromethane	ND	ug/L	1.0		1	09/18/22	09/18/22 22:55	1011
Bromodichloromethane	ND	ug/L	1.0		1	09/18/22	09/18/22 22:55	1011
Bromoform	ND	ug/L	1.0		1	09/18/22	09/18/22 22:55	1011
Bromomethane	ND	ug/L	1.0		1	09/18/22	09/18/22 22:55	1011
tert-Butyl alcohol	ND	ug/L	5.0		1	09/18/22	09/18/22 22:55	1011
2-Butanone (MEK)	ND	ug/L	5.0		1	09/18/22	09/18/22 22:55	1011
tert-Butyl ethyl ether	ND	ug/L	1.0		1	09/18/22	09/18/22 22:55	1011
Carbon Disulfide	ND	ug/L	1.0		1	09/18/22	09/18/22 22:55	1011
Carbon tetrachloride	ND	ug/L	1.0		1	09/18/22	09/18/22 22:55	1011
Chlorobenzene	ND	ug/L	1.0		1	09/18/22	09/18/22 22:55	1011
Chloroethane	ND	ug/L	1.0		1	09/18/22	09/18/22 22:55	1011
Chloroform	ND	ug/L	1.0		1	09/18/22	09/18/22 22:55	1011
Chloromethane	ND	ug/L	1.0		1	09/18/22	09/18/22 22:55	1011
Cyclohexane	ND	ug/L	1.0		1	09/18/22	09/18/22 22:55	1011
1,2-Dibromo-3-chloropropane	ND	ug/L	1.0		1	09/18/22	09/18/22 22:55	1011
Dibromochloromethane	ND	ug/L	1.0		1	09/18/22	09/18/22 22:55	1011
1,2-Dibromoethane	ND	ug/L	1.0		1	09/18/22	09/18/22 22:55	1011
1,2-Dichlorobenzene	ND	ug/L	1.0		1	09/18/22	09/18/22 22:55	1011
1,3-Dichlorobenzene	ND	ug/L	1.0		1	09/18/22	09/18/22 22:55	1011
Dichlorodifluoromethane	ND	ug/L	1.0		1	09/18/22	09/18/22 22:55	1011
1,4-Dichlorobenzene	ND	ug/L	1.0		1	09/18/22	09/18/22 22:55	1011
1,1-Dichloroethane	ND	ug/L	1.0		1	09/18/22	09/18/22 22:55	1011

PHASE SEPARATION SCIENCE

6630 Baltimore National Pike
Baltimore, MD 21228
410-747-8770
800-932-9047
www.phaseonline.com

Certificate of Analysis

Project Name: Chester River Hospital Center
PSS Project No.: 22091531

Sample ID: MW-47 **Date/Time Sampled: 09/15/2022 10:57** **PSS Sample ID: 22091531-015**
Matrix: GROUND WATER **Date/Time Received: 09/15/2022 17:00**

TCL Volatiles plus Oxygenates Analytical Method: SW-846 8260 D Preparation Method: SW5030B

Qualifier(s): See Batch 197351 on Case Narrative.

	Result	Units	RL	Flag	Dil	Prepared	Analyzed	Analyst
1,2-Dichloroethane	ND	ug/L	1.0		1	09/18/22	09/18/22 22:55	1011
cis-1,2-Dichloroethene	ND	ug/L	1.0		1	09/18/22	09/18/22 22:55	1011
1,1-Dichloroethene	ND	ug/L	1.0		1	09/18/22	09/18/22 22:55	1011
1,2-Dichloropropane	ND	ug/L	1.0		1	09/18/22	09/18/22 22:55	1011
cis-1,3-Dichloropropene	ND	ug/L	1.0		1	09/18/22	09/18/22 22:55	1011
trans-1,3-Dichloropropene	ND	ug/L	1.0		1	09/18/22	09/18/22 22:55	1011
trans-1,2-Dichloroethene	ND	ug/L	1.0		1	09/18/22	09/18/22 22:55	1011
Diisopropyl ether	ND	ug/L	1.0		1	09/18/22	09/18/22 22:55	1011
Ethylbenzene	ND	ug/L	1.0		1	09/18/22	09/18/22 22:55	1011
2-Hexanone (MBK)	ND	ug/L	5.0		1	09/18/22	09/18/22 22:55	1011
Isopropylbenzene	ND	ug/L	1.0		1	09/18/22	09/18/22 22:55	1011
Methyl Acetate	ND	ug/L	1.0		1	09/18/22	09/18/22 22:55	1011
Methylcyclohexane	ND	ug/L	1.0		1	09/18/22	09/18/22 22:55	1011
Methylene chloride	ND	ug/L	1.0		1	09/18/22	09/18/22 22:55	1011
4-Methyl-2-Pentanone (MIBK)	ND	ug/L	5.0		1	09/18/22	09/18/22 22:55	1011
Methyl-t-Butyl Ether	ND	ug/L	1.0		1	09/18/22	09/18/22 22:55	1011
Naphthalene	ND	ug/L	1.0		1	09/18/22	09/18/22 22:55	1011
Styrene	ND	ug/L	1.0		1	09/18/22	09/18/22 22:55	1011
1,1,2,2-Tetrachloroethane	ND	ug/L	1.0		1	09/18/22	09/18/22 22:55	1011
Tetrachloroethene	ND	ug/L	1.0		1	09/18/22	09/18/22 22:55	1011
Toluene	ND	ug/L	1.0		1	09/18/22	09/18/22 22:55	1011
1,2,3-Trichlorobenzene	ND	ug/L	1.0		1	09/18/22	09/18/22 22:55	1011
1,2,4-Trichlorobenzene	ND	ug/L	1.0		1	09/18/22	09/18/22 22:55	1011
1,1,1-Trichloroethane	ND	ug/L	1.0		1	09/18/22	09/18/22 22:55	1011
Trichloroethene	ND	ug/L	1.0		1	09/18/22	09/18/22 22:55	1011
1,1,2-Trichloroethane	ND	ug/L	1.0		1	09/18/22	09/18/22 22:55	1011
Trichlorofluoromethane	ND	ug/L	1.0		1	09/18/22	09/18/22 22:55	1011
1,1,2-Trichlorotrifluoroethane	ND	ug/L	1.0		1	09/18/22	09/18/22 22:55	1011
Vinyl chloride	ND	ug/L	1.0		1	09/18/22	09/18/22 22:55	1011
m&p-Xylene	ND	ug/L	2.0		1	09/18/22	09/18/22 22:55	1011
o-Xylene	ND	ug/L	1.0		1	09/18/22	09/18/22 22:55	1011

Surrogate(s)	*Recovery*		*Limits*				
4-Bromofluorobenzene	*99*	*%*	*88-120*	*1*	*09/18/22*	*09/18/22 22:55*	*1011*
Dibromofluoromethane	*98*	*%*	*92-107*	*1*	*09/18/22*	*09/18/22 22:55*	*1011*
Toluene-D8	*99*	*%*	*95-106*	*1*	*09/18/22*	*09/18/22 22:55*	*1011*

6630 Baltimore National Pike
Baltimore, MD 21228
410-747-8770
800-932-9047
www.phaseonline.com

Project Name: Chester River Hospital Center

PSS Project No.: 22091531

Any holding time exceedances, deviations from the method specifications, regulatory requirements or variations to the procedures outlined in the PSS Quality Assurance Manual are outlined below.

Matrix spike and matrix spike duplicate analyses may not be performed due to insufficient sample quantity. In these instances, a laboratory control sample and laboratory control sample duplicate are analyzed unless otherwise noted or specified in the method.

Sample Receipt:

All sample receipt conditions were acceptable.

Analytical:

TCL Volatiles plus Oxygenates

Batch: 197347
Continuing calibration verification standard (CCV) meets method criteria in that more than 80% of analytes are within acceptance limits, see QC summary.

Batch: 197351
Matrix spike/matrix spike duplicate (MS/MSD) exceedances identified; see QC summary.

NELAP accreditation was held for all analyses performed unless noted below. See www.phaseonline.com for complete PSS scope of accreditation.

PHASE SEPARATION SCIENCE

6630 Baltimore National Pike
Baltimore, MD 21228
410-747-8770
800-932-9047
www.phaseonline.com

Lab Chronology

Project Name: Chester River Hospital Center
PSS Project No.: 22091531

Method	Client Sample ID	Analysis Type	PSS Sample ID	Mtx	Prep Batch	Analytical Batch	Prepared	Analyzed
EPA 300.0	MW-51	Initial	22091531-001	W	92351	197384	09/16/2022 11:44	09/16/2022 12:36
	MW-37	Initial	22091531-002	W	92351	197384	09/16/2022 11:44	09/16/2022 13:45
	MW-10R	Initial	22091531-006	W	92351	197384	09/16/2022 11:44	09/16/2022 14:08
	MW-9	Initial	22091531-010	W	92351	197384	09/16/2022 11:44	09/16/2022 14:31
	92351-1-BKS	BKS	92351-1-BKS	W	92351	197384	09/16/2022 10:15	09/16/2022 11:50
	92351-1-BLK	BLK	92351-1-BLK	W	92351	197384	09/16/2022 10:15	09/16/2022 11:27
	MW-51 S	MS	22091531-001 S	W	92351	197384	09/16/2022 11:44	09/16/2022 12:59
	Pit #1 S	MS	22091613-001 S	W	92351	197384	09/16/2022 14:05	09/16/2022 19:29
	MW-51 SD	MSD	22091531-001 S	W	92351	197384	09/16/2022 11:44	09/16/2022 13:22
SW-846 8015C DRO	MW-9	Initial	22091531-010	W	92399	197413	09/19/2022 14:19	09/20/2022 04:35
	MW-14	Initial	22091531-011	W	92399	197413	09/19/2022 14:19	09/20/2022 05:01
	MW-20	Initial	22091531-012	W	92399	197413	09/19/2022 14:19	09/20/2022 05:28
	MW-54	Initial	22091531-014	W	92399	197413	09/19/2022 14:19	09/20/2022 05:54
	MW-47	Initial	22091531-015	W	92399	197413	09/19/2022 14:20	09/20/2022 06:21
	92399-1-BKS	BKS	92399-1-BKS	W	92399	197413	09/19/2022 14:18	09/20/2022 03:43
	92399-1-BLK	BLK	92399-1-BLK	W	92399	197413	09/19/2022 14:18	09/20/2022 03:13
	92399-1-BSD	BSD	92399-1-BSD	W	92399	197413	09/19/2022 14:18	09/20/2022 04:09
	MW-51	Initial	22091531-001	W	92399	197415	09/19/2022 16:00	09/20/2022 04:35
	MW-37	Initial	22091531-002	W	92399	197415	09/19/2022 14:19	09/20/2022 05:01
	MW-13	Initial	22091531-003	W	92399	197415	09/19/2022 14:19	09/20/2022 05:28
	MW-45	Initial	22091531-004	W	92399	197415	09/19/2022 14:19	09/20/2022 05:54
	MW-10R	Initial	22091531-006	W	92399	197415	09/19/2022 14:19	09/20/2022 06:21
	MW-46	Initial	22091531-007	W	92399	197415	09/19/2022 14:19	09/20/2022 06:47
	MW-56	Initial	22091531-008	W	92405	197483	09/20/2022 09:10	09/20/2022 17:17
	MW-19	Initial	22091531-013	W	92405	197483	09/20/2022 09:10	09/20/2022 17:42
	92405-1-BKS	BKS	92405-1-BKS	W	92405	197483	09/20/2022 09:09	09/20/2022 12:26
	92405-1-BLK	BLK	92405-1-BLK	W	92405	197483	09/20/2022 09:09	09/20/2022 11:36
	92405-1-BSD	BSD	92405-1-BSD	W	92405	197483	09/20/2022 09:09	09/20/2022 12:51
	MW-52	Initial	22091531-005	W	92405	197484	09/20/2022 09:10	09/20/2022 16:52
	MW-35	Initial	22091531-009	W	92405	197484	09/20/2022 09:10	09/20/2022 17:17
SW-846 8260 D	MW-51	Initial	22091531-001	W	92377	197347	09/18/2022 06:53	09/18/2022 14:35
	MW-37	Initial	22091531-002	W	92377	197347	09/18/2022 06:53	09/18/2022 14:57
	MW-13	Initial	22091531-003	W	92377	197347	09/18/2022 06:53	09/18/2022 15:20
	MW-45	Initial	22091531-004	W	92377	197347	09/18/2022 06:53	09/18/2022 15:43
	MW-52	Initial	22091531-005	W	92377	197347	09/18/2022 06:53	09/18/2022 16:06
	MW-10R	Initial	22091531-006	W	92377	197347	09/18/2022 06:53	09/18/2022 16:28
	MW-46	Initial	22091531-007	W	92377	197347	09/18/2022 06:53	09/18/2022 16:51
	MW-56	Initial	22091531-008	W	92377	197347	09/18/2022 06:53	09/18/2022 17:14
	MW-35	Initial	22091531-009	W	92377	197347	09/18/2022 06:53	09/18/2022 17:37
	92377-1-BKS	BKS	92377-1-BKS	W	92377	197347	09/18/2022 06:53	09/18/2022 06:53
	92377-1-BLK	BLK	92377-1-BLK	W	92377	197347	09/18/2022 06:53	09/18/2022 08:10
	MW-49 S	MS	22091530-014 S	W	92377	197347	09/18/2022 06:53	09/18/2022 12:41
	MW-49 SD	MSD	22091530-014 S	W	92377	197347	09/18/2022 06:53	09/18/2022 13:04
	MW-9	Initial	22091531-010	W	92378	197351	09/18/2022 17:59	09/18/2022 19:30
	MW-14	Initial	22091531-011	W	92378	197351	09/18/2022 17:59	09/18/2022 19:53

PHASE SEPARATION SCIENCE

6630 Baltimore National Pike
Baltimore, MD 21228
410-747-8770
800-932-9047
www.phaseonline.com

Lab Chronology

Project Name: Chester River Hospital Center
PSS Project No.: 22091531

Method	Client Sample ID	Analysis Type	PSS Sample ID	Mtx	Prep Batch	Analytical Batch	Prepared	Analyzed
SW-846 8260 D	MW-20	Initial	22091531-012	W	92378	197351	09/18/2022 17:59	09/18/2022 20:16
	MW-19	Initial	22091531-013	W	92378	197351	09/18/2022 17:59	09/18/2022 20:38
	MW-54	Initial	22091531-014	W	92378	197351	09/18/2022 17:59	09/18/2022 22:32
	MW-47	Initial	22091531-015	W	92378	197351	09/18/2022 17:59	09/18/2022 22:55
	92378-1-BKS	BKS	92378-1-BKS	W	92378	197351	09/18/2022 17:59	09/18/2022 17:59
	92378-1-BLK	BLK	92378-1-BLK	W	92378	197351	09/18/2022 17:59	09/18/2022 19:08
	MW-9 S	MS	22091531-010 S	W	92378	197351	09/18/2022 17:59	09/18/2022 21:01
	MW-9 SD	MSD	22091531-010 S	W	92378	197351	09/18/2022 17:59	09/18/2022 21:24

PHASE SEPARATION SCIENCE

6630 Baltimore National Pike
Baltimore, MD 21228
410-747-8770
800-932-9047
www.phaseonline.com

QC Summary

Project Name Chester River Hospital Center
PSS Project No.: 22091531

Analytical Method: EPA 300.0 Prep Method: E300.0P
Seq Number: 197384 Matrix: Water Date Prep: 09/16/22
MB Sample Id: 92351-1-BLK LCS Sample Id: 92351-1-BKS

Parameter	MB Result	Spike Amount	LCS Result	LCS %Rec	Limits	Units	Flag
Nitrate (as N)	<0.1000	5.000	5.002	100	90-110	mg/L	

Analytical Method: EPA 300.0 Prep Method: E300.0P
Seq Number: 197384 Matrix: Ground Water Date Prep: 09/16/22
Parent Sample Id: 22091531-001 MS Sample Id: 22091531-001 S MSD Sample Id: 22091531-001 SD

Parameter	Parent Result	Spike Amount	MS Result	MS %Rec	MSD Result	MSD %Rec	Limits	RPD	RPD Limit	Units	Flag
Nitrate (as N)	4.762	5.000	9.871	102	9.785	100	77-133	1	20	mg/L	

Analytical Method: SW-846 8015C DRO Prep Method: SW3510C
Seq Number: 197413 Matrix: Water Date Prep: 09/19/22
MB Sample Id: 92399-1-BLK LCS Sample Id: 92399-1-BKS LCSD Sample Id: 92399-1-BSD

Parameter	MB Result	Spike Amount	LCS Result	LCS %Rec	LCSD Result	LCSD %Rec	Limits	RPD	RPD Limit	Units	Flag
TPH-DRO (Diesel Range Organics)	<0.1000	1.000	0.8178	82	0.8052	81	63-119	2	21	mg/L	

Surrogate	MB %Rec	MB Flag	LCS Result	LCS Flag	LCSD Result	LCSD Flag	Limits	Units
o-Terphenyl	79		72		71		52-100	%

Analytical Method: SW-846 8015C DRO Prep Method: SW3510C
Seq Number: 197483 Matrix: Water Date Prep: 09/20/22
MB Sample Id: 92405-1-BLK LCS Sample Id: 92405-1-BKS LCSD Sample Id: 92405-1-BSD

Parameter	MB Result	Spike Amount	LCS Result	LCS %Rec	LCSD Result	LCSD %Rec	Limits	RPD	RPD Limit	Units	Flag
TPH-DRO (Diesel Range Organics)	<0.1000	1.000	0.9263	93	0.9740	97	63-119	5	21	mg/L	

Surrogate	MB %Rec	MB Flag	LCS Result	LCS Flag	LCSD Result	LCSD Flag	Limits	Units
o-Terphenyl	77		85		90		52-100	%

PHASE SEPARATION SCIENCE

6630 Baltimore National Pike
Baltimore, MD 21228
410-747-8770
800-932-9047
www.phaseonline.com

QC Summary

Project Name Chester River Hospital Center
PSS Project No.: 22091531

Analytical Method: SW-846 8260 D Prep Method: SW5030B
Seq Number: 197347 Matrix: Water Date Prep: 09/18/22
MB Sample Id: 92377-1-BLK LCS Sample Id: 92377-1-BKS

Parameter	MB Result	Spike Amount	LCS Result	LCS %Rec	Limits	Units	Flag
Acetone	<5.000	50.00	42.76	86	49-154	ug/L	
tert-Amyl alcohol	<5.000	50.00	60.77	122	31-148	ug/L	
tert-Amyl ethyl ether	<1.000	50.00	42.97	86	61-125	ug/L	
tert-Amyl methyl ether	<1.000	50.00	46.43	93	72-119	ug/L	
Benzene	<1.000	50.00	48.80	98	76-112	ug/L	
Bromochloromethane	<1.000	50.00	55.12	110	74-119	ug/L	
Bromodichloromethane	<1.000	50.00	50.41	101	78-117	ug/L	
Bromoform	<1.000	50.00	54.82	110	69-123	ug/L	
Bromomethane	<1.000	50.00	39.53	79	42-118	ug/L	
tert-Butyl alcohol	<5.000	50.00	51.80	104	48-144	ug/L	
2-Butanone (MEK)	<5.000	50.00	49.52	99	55-136	ug/L	
tert-Butyl ethyl ether	<1.000	50.00	47.92	96	73-116	ug/L	
Carbon Disulfide	<1.000	50.00	47.15	94	80-124	ug/L	
Carbon tetrachloride	<1.000	50.00	51.61	103	77-119	ug/L	
Chlorobenzene	<1.000	50.00	51.61	103	76-114	ug/L	
Chloroethane	<1.000	50.00	35.61	71	61-113	ug/L	
Chloroform	<1.000	50.00	47.72	95	75-113	ug/L	
Chloromethane	<1.000	50.00	31.78	64	41-148	ug/L	
Cyclohexane	<1.000	50.00	47.04	94	76-135	ug/L	
1,2-Dibromo-3-chloropropane	<1.000	50.00	47.15	94	52-131	ug/L	
Dibromochloromethane	<1.000	50.00	51.14	102	79-121	ug/L	
1,2-Dibromoethane	<1.000	50.00	52.87	106	77-119	ug/L	
1,2-Dichlorobenzene	<1.000	50.00	53.77	108	75-121	ug/L	
1,3-Dichlorobenzene	<1.000	50.00	53.18	106	77-120	ug/L	
Dichlorodifluoromethane	<1.000	50.00	30.43	61	49-122	ug/L	
1,4-Dichlorobenzene	<1.000	50.00	52.48	105	76-118	ug/L	
1,1-Dichloroethane	<1.000	50.00	46.03	92	75-118	ug/L	
1,2-Dichloroethane	<1.000	50.00	44.93	90	72-115	ug/L	
cis-1,2-Dichloroethene	<1.000	50.00	52.43	105	75-119	ug/L	
1,1-Dichloroethene	<1.000	50.00	48.18	96	74-119	ug/L	
1,2-Dichloropropane	<1.000	50.00	47.09	94	76-115	ug/L	
cis-1,3-Dichloropropene	<1.000	50.00	48.59	97	83-122	ug/L	
trans-1,3-Dichloropropene	<1.000	50.00	48.47	97	76-118	ug/L	
trans-1,2-Dichloroethene	<1.000	50.00	51.86	104	73-121	ug/L	
Diisopropyl ether	<1.000	50.00	43.60	87	73-115	ug/L	
Ethylbenzene	<1.000	50.00	49.70	99	78-118	ug/L	
2-Hexanone (MBK)	<5.000	50.00	44.05	88	55-136	ug/L	
Isopropylbenzene	<1.000	50.00	50.56	101	76-126	ug/L	
Methyl Acetate	<1.000	50.00	51.50	103	61-117	ug/L	
Methylcyclohexane	<1.000	50.00	52.51	105	82-126	ug/L	
Methylene chloride	<1.000	50.00	48.15	96	75-113	ug/L	
4-Methyl-2-Pentanone (MIBK)	<5.000	50.00	43.18	86	57-127	ug/L	
Methyl-t-Butyl Ether	<1.000	50.00	50.09	100	71-114	ug/L	
Naphthalene	<1.000	50.00	43.21	86	60-122	ug/L	
Styrene	<1.000	50.00	52.81	106	81-124	ug/L	
1,1,2,2-Tetrachloroethane	<1.000	50.00	50.44	101	66-123	ug/L	
Tetrachloroethene	<1.000	50.00	56.15	112	76-123	ug/L	
Toluene	<1.000	50.00	50.23	100	77-112	ug/L	
1,2,3-Trichlorobenzene	<1.000	50.00	50.25	101	73-129	ug/L	
1,2,4-Trichlorobenzene	<1.000	50.00	48.58	97	73-130	ug/L	
1,1,1-Trichloroethane	<1.000	50.00	49.28	99	79-118	ug/L	

PHASE SEPARATION SCIENCE

6630 Baltimore National Pike
Baltimore, MD 21228
410-747-8770
800-932-9047
www.phaseonline.com

QC Summary

Project Name Chester River Hospital Center
PSS Project No.: 22091531

Analytical Method: SW-846 8260 D
Prep Method: SW5030B
Seq Number: 197347
Matrix: Water
Date Prep: 09/18/22
MB Sample Id: 92377-1-BLK
LCS Sample Id: 92377-1-BKS

Parameter	MB Result	Spike Amount	LCS Result	LCS %Rec	Limits	Units	Flag
Trichloroethene	<1.000	50.00	50.81	102	77-112	ug/L	
1,1,2-Trichloroethane	<1.000	50.00	51.31	103	75-115	ug/L	
Trichlorofluoromethane	<1.000	50.00	45.24	90	74-125	ug/L	
1,1,2-Trichlorotrifluoroethane	<1.000	50.00	49.83	100	77-123	ug/L	
Vinyl chloride	<1.000	50.00	34.16	68	53-151	ug/L	
m&p-Xylene	<2.000	100	102.3	102	79-121	ug/L	
o-Xylene	<1.000	50.00	51.75	104	78-122	ug/L	

Surrogate	MB %Rec	MB Flag	LCS Result	LCS Flag	Limits	Units
4-Bromofluorobenzene	98		91		88-120	%
Dibromofluoromethane	102		102		92-107	%
Toluene-D8	100		99		95-106	%

PHASE SEPARATION SCIENCE

6630 Baltimore National Pike
Baltimore, MD 21228
410-747-8770
800-932-9047
www.phaseonline.com

QC Summary

Project Name Chester River Hospital Center
PSS Project No.: 22091531

Analytical Method: SW-846 8260 D Prep Method: SW5030B
Seq Number: 197351 Matrix: Water Date Prep: 09/18/22
MB Sample Id: 92378-1-BLK LCS Sample Id: 92378-1-BKS

Parameter	MB Result	Spike Amount	LCS Result	LCS %Rec	Limits	Units	Flag
Acetone	<5.000	50.00	41.05	82	49-154	ug/L	
tert-Amyl alcohol	<5.000	50.00	61.79	124	31-148	ug/L	
tert-Amyl ethyl ether	<1.000	50.00	45.41	91	61-125	ug/L	
tert-Amyl methyl ether	<1.000	50.00	49.22	98	72-119	ug/L	
Benzene	<1.000	50.00	53.38	107	76-112	ug/L	
Bromochloromethane	<1.000	50.00	58.83	118	74-119	ug/L	
Bromodichloromethane	<1.000	50.00	53.60	107	78-117	ug/L	
Bromoform	<1.000	50.00	56.53	113	69-123	ug/L	
Bromomethane	<1.000	50.00	46.68	93	42-118	ug/L	
tert-Butyl alcohol	<5.000	50.00	51.34	103	48-144	ug/L	
2-Butanone (MEK)	<5.000	50.00	47.95	96	55-136	ug/L	
tert-Butyl ethyl ether	<1.000	50.00	50.96	102	73-116	ug/L	
Carbon Disulfide	<1.000	50.00	48.45	97	80-124	ug/L	
Carbon tetrachloride	<1.000	50.00	52.92	106	77-119	ug/L	
Chlorobenzene	<1.000	50.00	55.95	112	76-114	ug/L	
Chloroethane	<1.000	50.00	39.83	80	61-113	ug/L	
Chloroform	<1.000	50.00	50.91	102	75-113	ug/L	
Chloromethane	<1.000	50.00	35.06	70	41-148	ug/L	
Cyclohexane	<1.000	50.00	49.41	99	76-135	ug/L	
1,2-Dibromo-3-chloropropane	<1.000	50.00	48.36	97	52-131	ug/L	
Dibromochloromethane	<1.000	50.00	54.04	108	79-121	ug/L	
1,2-Dibromoethane	<1.000	50.00	57.01	114	77-119	ug/L	
1,2-Dichlorobenzene	<1.000	50.00	59.15	118	75-121	ug/L	
1,3-Dichlorobenzene	<1.000	50.00	58.28	117	77-120	ug/L	
Dichlorodifluoromethane	<1.000	50.00	30.79	62	49-122	ug/L	
1,4-Dichlorobenzene	<1.000	50.00	57.34	115	76-118	ug/L	
1,1-Dichloroethane	<1.000	50.00	49.73	99	75-118	ug/L	
1,2-Dichloroethane	<1.000	50.00	48.12	96	72-115	ug/L	
cis-1,2-Dichloroethene	<1.000	50.00	56.48	113	75-119	ug/L	
1,1-Dichloroethene	<1.000	50.00	51.07	102	74-119	ug/L	
1,2-Dichloropropane	<1.000	50.00	51.18	102	76-115	ug/L	
cis-1,3-Dichloropropene	<1.000	50.00	50.43	101	83-122	ug/L	
trans-1,3-Dichloropropene	<1.000	50.00	49.78	100	76-118	ug/L	
trans-1,2-Dichloroethene	<1.000	50.00	54.80	110	73-121	ug/L	
Diisopropyl ether	<1.000	50.00	47.72	95	73-115	ug/L	
Ethylbenzene	<1.000	50.00	53.87	108	78-118	ug/L	
2-Hexanone (MBK)	<5.000	50.00	45.75	92	55-136	ug/L	
Isopropylbenzene	<1.000	50.00	57.18	114	76-126	ug/L	
Methyl Acetate	<1.000	50.00	54.50	109	61-117	ug/L	
Methylcyclohexane	<1.000	50.00	53.13	106	82-126	ug/L	
Methylene chloride	<1.000	50.00	52.14	104	75-113	ug/L	
4-Methyl-2-Pentanone (MIBK)	<5.000	50.00	47.16	94	57-127	ug/L	
Methyl-t-Butyl Ether	<1.000	50.00	52.70	105	71-114	ug/L	
Naphthalene	<1.000	50.00	46.75	94	60-122	ug/L	
Styrene	<1.000	50.00	56.92	114	81-124	ug/L	
1,1,2,2-Tetrachloroethane	<1.000	50.00	56.67	113	66-123	ug/L	
Tetrachloroethene	<1.000	50.00	59.30	119	76-123	ug/L	
Toluene	<1.000	50.00	54.96	110	77-112	ug/L	
1,2,3-Trichlorobenzene	<1.000	50.00	52.57	105	73-129	ug/L	
1,2,4-Trichlorobenzene	<1.000	50.00	49.94	100	73-130	ug/L	
1,1,1-Trichloroethane	<1.000	50.00	52.60	105	79-118	ug/L	

PHASE SEPARATION SCIENCE

6630 Baltimore National Pike
Baltimore, MD 21228
410-747-8770
800-932-9047
www.phaseonline.com

QC Summary

Project Name Chester River Hospital Center
PSS Project No.: 22091531

Analytical Method: SW-846 8260 D
Prep Method: SW5030B
Seq Number: 197351
Matrix: Water
Date Prep: 09/18/22
MB Sample Id: 92378-1-BLK
LCS Sample Id: 92378-1-BKS

Parameter	MB Result	Spike Amount	LCS Result	LCS %Rec	Limits	Units	Flag
Trichloroethene	<1.000	50.00	54.84	110	77-112	ug/L	
1,1,2-Trichloroethane	<1.000	50.00	55.24	110	75-115	ug/L	
Trichlorofluoromethane	<1.000	50.00	47.26	95	74-125	ug/L	
1,1,2-Trichlorotrifluoroethane	<1.000	50.00	50.50	101	77-123	ug/L	
Vinyl chloride	<1.000	50.00	41.59	83	53-151	ug/L	
m&p-Xylene	<2.000	100	109.3	109	79-121	ug/L	
o-Xylene	<1.000	50.00	55.42	111	78-122	ug/L	

Surrogate	MB %Rec	MB Flag	LCS Result	LCS Flag	Limits	Units
4-Bromofluorobenzene	101		94		88-120	%
Dibromofluoromethane	99		101		92-107	%
Toluene-D8	99		99		95-106	%

PHASE SEPARATION SCIENCE

6630 Baltimore National Pike
Baltimore, MD 21228
410-747-8770
800-932-9047
www.phaseonline.com

QC Summary

Project Name Chester River Hospital Center
PSS Project No.: 22091531

Analytical Method: SW-846 8260 D Prep Method: SW5030B
Seq Number: 197351 Matrix: Ground Water Date Prep: 09/18/22
Parent Sample Id: 22091531-010 MS Sample Id: 22091531-010 S MSD Sample Id: 22091531-010 SD

Parameter	Parent Result	Spike Amount	MS Result	MS %Rec	MSD Result	MSD %Rec	Limits	RPD	RPD Limit	Units	Flag
Acetone	<5.000	50.00	37.80	76	37.77	76	32-96	0	25	ug/L	
tert-Amyl alcohol	<5.000	50.00	63.53	127	69.78	140	26-158	9	25	ug/L	
tert-Amyl ethyl ether	<1.000	50.00	45.78	92	44.84	90	44-136	2	25	ug/L	
tert-Amyl methyl ether	<1.000	50.00	49.61	99	49.37	99	66-116	0	25	ug/L	
Benzene	<1.000	50.00	55.11	110	53.69	107	73-114	3	25	ug/L	
Bromochloromethane	<1.000	50.00	60.23	120	59.01	118	70-114	2	25	ug/L	X
Bromodichloromethane	<1.000	50.00	54.61	109	53.34	107	71-118	2	25	ug/L	
Bromoform	<1.000	50.00	57.47	115	56.91	114	59-127	1	25	ug/L	
Bromomethane	<1.000	50.00	48.65	97	49.94	100	26-131	3	25	ug/L	
tert-Butyl alcohol	<5.000	50.00	53.52	107	55.01	110	32-178	3	25	ug/L	
2-Butanone (MEK)	<5.000	50.00	47.08	94	48.30	97	45-109	3	25	ug/L	
tert-Butyl ethyl ether	<1.000	50.00	51.97	104	51.16	102	70-117	2	25	ug/L	
Carbon Disulfide	<1.000	50.00	50.47	101	49.65	99	71-130	2	25	ug/L	
Carbon tetrachloride	<1.000	50.00	55.49	111	54.08	108	74-119	3	25	ug/L	
Chlorobenzene	<1.000	50.00	58.43	117	56.64	113	73-115	3	25	ug/L	X
Chloroethane	<1.000	50.00	40.86	82	39.96	80	60-124	2	25	ug/L	
Chloroform	<1.000	50.00	52.37	105	51.00	102	70-113	3	25	ug/L	
Chloromethane	<1.000	50.00	36.07	72	35.42	71	32-170	2	25	ug/L	
Cyclohexane	<1.000	50.00	51.32	103	49.41	99	64-144	4	25	ug/L	
1,2-Dibromo-3-chloropropane	<1.000	50.00	50.53	101	51.81	104	48-140	3	25	ug/L	
Dibromochloromethane	<1.000	50.00	55.18	110	54.00	108	73-120	2	25	ug/L	
1,2-Dibromoethane	<1.000	50.00	59.01	118	57.78	116	71-119	2	25	ug/L	
1,2-Dichlorobenzene	<1.000	50.00	61.89	124	60.51	121	68-122	2	25	ug/L	X
1,3-Dichlorobenzene	<1.000	50.00	60.49	121	58.29	117	69-122	4	25	ug/L	
Dichlorodifluoromethane	<1.000	50.00	30.28	61	29.75	60	61-118	2	25	ug/L	X
1,4-Dichlorobenzene	<1.000	50.00	59.93	120	58.02	116	68-120	3	25	ug/L	
1,1-Dichloroethane	<1.000	50.00	51.49	103	50.12	100	68-122	3	25	ug/L	
1,2-Dichloroethane	<1.000	50.00	49.09	98	47.39	95	61-120	4	25	ug/L	
cis-1,2-Dichloroethene	<1.000	50.00	57.91	116	57.05	114	71-116	1	25	ug/L	
1,1-Dichloroethene	<1.000	50.00	53.12	106	51.17	102	69-120	4	25	ug/L	
1,2-Dichloropropane	<1.000	50.00	52.84	106	51.98	104	69-119	2	25	ug/L	
cis-1,3-Dichloropropene	<1.000	50.00	51.02	102	50.25	101	72-123	2	25	ug/L	
trans-1,3-Dichloropropene	<1.000	50.00	50.18	100	49.69	99	67-123	1	25	ug/L	
trans-1,2-Dichloroethene	<1.000	50.00	56.64	113	55.43	111	70-118	2	25	ug/L	
Diisopropyl ether	<1.000	50.00	48.78	98	47.56	95	63-126	3	25	ug/L	
Ethylbenzene	<1.000	50.00	56.30	113	54.41	109	74-121	3	25	ug/L	
2-Hexanone (MBK)	<5.000	50.00	45.81	92	46.40	93	44-131	1	25	ug/L	
Isopropylbenzene	<1.000	50.00	60.71	121	57.20	114	68-131	6	25	ug/L	
Methyl Acetate	<1.000	50.00	48.11	96	49.40	99	55-117	3	25	ug/L	
Methylcyclohexane	<1.000	50.00	53.98	108	51.77	104	71-126	4	25	ug/L	
Methylene chloride	<1.000	50.00	53.63	107	52.88	106	72-114	1	25	ug/L	
4-Methyl-2-Pentanone (MIBK)	<5.000	50.00	48.16	96	48.37	97	49-133	0	25	ug/L	
Methyl-t-Butyl Ether	<1.000	50.00	53.92	108	53.53	107	67-112	1	25	ug/L	
Naphthalene	<1.000	50.00	50.01	100	51.94	104	53-128	4	25	ug/L	
Styrene	<1.000	50.00	57.98	116	56.19	112	75-126	3	25	ug/L	
1,1,2,2-Tetrachloroethane	<1.000	50.00	60.04	120	57.88	116	61-125	4	25	ug/L	
Tetrachloroethene	<1.000	50.00	60.96	122	59.58	119	71-121	2	25	ug/L	X
Toluene	<1.000	50.00	56.35	113	55.22	110	71-115	2	25	ug/L	
1,2,3-Trichlorobenzene	<1.000	50.00	54.88	110	55.28	111	60-124	1	25	ug/L	
1,2,4-Trichlorobenzene	<1.000	50.00	52.11	104	53.33	107	57-126	2	25	ug/L	
1,1,1-Trichloroethane	<1.000	50.00	54.44	109	52.83	106	72-121	3	25	ug/L	

PHASE SEPARATION SCIENCE

6630 Baltimore National Pike
Baltimore, MD 21228
410-747-8770
800-932-9047
www.phaseonline.com

QC Summary

Project Name Chester River Hospital Center
PSS Project No.: 22091531

Analytical Method: SW-846 8260 D Prep Method: SW5030B
Seq Number: 197351 Matrix: Ground Water Date Prep: 09/18/22
Parent Sample Id: 22091531-010 MS Sample Id: 22091531-010 S MSD Sample Id: 22091531-010 SD

Parameter	Parent Result	Spike Amount	MS Result	MS %Rec	MSD Result	MSD %Rec	Limits	RPD	RPD Limit	Units	Flag
Trichloroethene	<1.000	50.00	56.70	113	55.36	111	72-115	2	25	ug/L	
1,1,2-Trichloroethane	<1.000	50.00	56.46	113	55.46	111	70-114	2	25	ug/L	
Trichlorofluoromethane	<1.000	50.00	48.85	98	47.11	94	66-130	4	25	ug/L	
1,1,2-Trichlorotrifluoroethane	<1.000	50.00	51.58	103	49.85	100	71-121	3	25	ug/L	
Vinyl chloride	<1.000	50.00	42.15	84	36.64	73	40-160	14	25	ug/L	
m&p-Xylene	<2.000	100	113.7	114	110.8	111	73-125	3	25	ug/L	
o-Xylene	<1.000	50.00	57.75	116	56.38	113	71-126	2	25	ug/L	

Surrogate	MS Result	MS Flag	MSD Result	MSD Flag	Limits	Units
4-Bromofluorobenzene	95		92		88-120	%
Dibromofluoromethane	101		101		92-107	%
Toluene-D8	99		99		95-106	%

F = RPD exceeded the laboratory control limits
X = Recovery of MS, MSD or both outside of QC Criteria
H= Recovery of BS,BSD or both exceeded the laboratory control limits
L = Recovery of BS,BSD or both below the laboratory control limits

Analytical Method: EPA 300.0
Seq Number: 197384 Matrix: Water
CCV Sample Id: CCV-01 Analyzed Date: 09/16/22 10:41

Parameter	Spike Amount	CCV Result	CCV %Rec	Limits	Units	Flag
Nitrate (as N)	5.000	5.102	102	90-110	mg/L	

Analytical Method: EPA 300.0
Seq Number: 197384 Matrix: Water
CCV Sample Id: CCV-02 Analyzed Date: 09/16/22 16:02

Parameter	Spike Amount	CCV Result	CCV %Rec	Limits	Units	Flag
Nitrate (as N)	5.000	5.100	102	90-110	mg/L	

Analytical Method: EPA 300.0
Seq Number: 197384 Matrix: Water
CCV Sample Id: CCV-03 Analyzed Date: 09/16/22 20:38

Parameter	Spike Amount	CCV Result	CCV %Rec	Limits	Units	Flag
Nitrate (as N)	5.000	5.103	102	90-110	mg/L	

Analytical Method: EPA 300.0
Seq Number: 197217 Matrix: Water
Parent Sample Id: ICV-01 ICV Sample Id: ICV-01 Analyzed Date: 09/12/22 20:07

Parameter	Spike Amount	ICV Result	ICV %Rec	Limits	Units	Flag
Nitrate (as N)	5.000	5.036	101	90-110	mg/L	

Analytical Method: SW-846 8015 C TCLP
Seq Number: 192711 Matrix: Water
Parent Sample Id: ICV-01 ICV Sample Id: ICV-01 Analyzed Date: 03/29/22 16:06

Parameter	Spike Amount	ICV Result	ICV %Rec	Limits	Units	Flag
TPH-DRO (Diesel Range Organics)	2500	2418	97	80-120	mg/L	

Surrogate	ICV Result	Limits	Units	Flag
o-Terphenyl	97	80-120	%	

Analytical Method: SW-846 8015C DRO
Seq Number: 197413 Matrix: Water
CCV Sample Id: CCV-R1 Analyzed Date: 09/20/22 01:13

Parameter	Spike Amount	CCV Result	CCV %Rec	Limits	Units	Flag
TPH-DRO (Diesel Range Organics)	2500	2697	108	80-120	mg/L	

Surrogate	CCV Result	Limits	Units	Flag
o-Terphenyl	105	80-120	%	

Analytical Method: SW-846 8015C DRO
Seq Number: 197415 Matrix: Water
CCV Sample Id: CCV-F1 Analyzed Date: 09/20/22 01:13

Parameter	Spike Amount	CCV Result	CCV %Rec	Limits	Units	Flag
TPH-DRO (Diesel Range Organics)	2500	2676	107	80-120	mg/L	

Surrogate	CCV Result	Limits	Units	Flag
o-Terphenyl	95	80-120	%	

Analytical Method: SW-846 8015C DRO
Seq Number: 197413 Matrix: Water
CCV Sample Id: CCV-R2 Analyzed Date: 09/20/22 09:36

Parameter	Spike Amount	CCV Result	CCV %Rec	Limits	Units	Flag
TPH-DRO (Diesel Range Organics)	2500	2416	97	80-120	mg/L	

Surrogate	CCV Result	Limits	Units	Flag
o-Terphenyl	86	80-120	%	

Analytical Method: SW-846 8015C DRO
Seq Number: 197415 Matrix: Water
CCV Sample Id: CCV-F2 Analyzed Date: 09/20/22 09:36

Parameter	Spike Amount	CCV Result	CCV %Rec	Limits	Units	Flag
TPH-DRO (Diesel Range Organics)	2500	2612	104	80-120	mg/L	

Surrogate	CCV Result	Limits	Units	Flag
o-Terphenyl	95	80-120	%	

Analytical Method: SW-846 8015C DRO
Seq Number: 197483 Matrix: Water
CCV Sample Id: CCV-R1 Analyzed Date: 09/20/22 10:37

Parameter	Spike Amount	CCV Result	CCV %Rec	Limits	Units	Flag
TPH-DRO (Diesel Range Organics)	2500	2556	102	80-120	mg/L	

Surrogate	CCV Result	Limits	Units	Flag
o-Terphenyl	96	80-120	%	

Analytical Method: SW-846 8015C DRO
Seq Number: 197484 Matrix: Water
CCV Sample Id: CCV-F1 Analyzed Date: 09/20/22 10:37

Parameter	Spike Amount	CCV Result	CCV %Rec	Limits	Units	Flag
TPH-DRO (Diesel Range Organics)	2500	2301	92	80-120	mg/L	

Surrogate	CCV Result	Limits	Units	Flag
o-Terphenyl	83	80-120	%	

Analytical Method: SW-846 8015C DRO
Seq Number: 197483 Matrix: Water
CCV Sample Id: CCV-R2 Analyzed Date: 09/20/22 20:11

Parameter	Spike Amount	CCV Result	CCV %Rec	Limits	Units	Flag
TPH-DRO (Diesel Range Organics)	2500	2649	106	80-120	mg/L	

Surrogate	CCV Result	Limits	Units	Flag
o-Terphenyl	96	80-120	%	

Analytical Method: SW-846 8015C DRO
Seq Number: 197484 Matrix: Water
CCV Sample Id: CCV-F2 Analyzed Date: 09/20/22 20:11

Parameter	Spike Amount	CCV Result	CCV %Rec	Limits	Units	Flag
TPH-DRO (Diesel Range Organics)	2500	2721	109	80-120	mg/L	

Surrogate	CCV Result	Limits	Units	Flag
o-Terphenyl	101	80-120	%	

PHASE SEPARATION SCIENCE

6630 Baltimore National Pike
Baltimore, MD 21228
410-747-8770
800-932-9047
www.phaseonline.com

QC Summary

Project Name Chester River Hospital Center
PSS Project No.: 22091531

Analytical Method: SW-846 8015C DRO
Seq Number: 191075 Matrix: Water
Parent Sample Id: ICV-01 ICV Sample Id: ICV-01 Analyzed Date: 01/27/22 17:43

Parameter	Spike Amount	ICV Result	ICV %Rec	Limits	Units	Flag
TPH-DRO (Diesel Range Organics)	2500	2796	112	80-120	mg/L	

Surrogate	ICV Result	Limits	Units	Flag
o-Terphenyl	113	80-120	%	

Analytical Method: SW-846 8015C DRO
Seq Number: 196855 Matrix: Water
Parent Sample Id: ICV-01 ICV Sample Id: ICV-01 Analyzed Date: 08/31/22 17:37

Parameter	Spike Amount	ICV Result	ICV %Rec	Limits	Units	Flag
TPH-DRO (Diesel Range Organics)	2500	2997	120	80-120	mg/L	

Surrogate	ICV Result	Limits	Units	Flag
o-Terphenyl	114	80-120	%	

Analytical Method: SW-846 8015C DRO
Seq Number: 196856 Matrix: Water
Parent Sample Id: ICV-01 ICV Sample Id: ICV-01 Analyzed Date: 08/31/22 17:37

Parameter	Spike Amount	ICV Result	ICV %Rec	Limits	Units	Flag
TPH-DRO (Diesel Range Organics)	2500	2783	111	80-120	mg/L	

Surrogate	ICV Result	Limits	Units	Flag
o-Terphenyl	105	80-120	%	

PHASE SEPARATION SCIENCE

6630 Baltimore National Pike
Baltimore, MD 21228
410-747-8770
800-932-9047
www.phaseonline.com

QC Summary

Project Name Chester River Hospital Center
PSS Project No.: 22091531

Analytical Method: SW-846 8260 D

Seq Number: 197347 Matrix: Water

CCV Sample Id: CCV-01 Analyzed Date: 09/18/22 06:53

Parameter	Spike Amount	CCV Result	CCV %Rec	Limits	Units	Flag
Acetone	50.00	42.76	86	80-120	ug/L	
tert-Amyl alcohol	50.00	60.77	122	80-120	ug/L	X
tert-Amyl ethyl ether	50.00	42.97	86	80-120	ug/L	
tert-Amyl methyl ether	50.00	46.43	93	80-120	ug/L	
Benzene	50.00	48.80	98	80-120	ug/L	
Bromochloromethane	50.00	55.12	110	80-120	ug/L	
Bromodichloromethane	50.00	50.41	101	80-120	ug/L	
Bromoform	50.00	54.82	110	80-120	ug/L	
Bromomethane	50.00	39.53	79	80-120	ug/L	X
tert-Butyl alcohol	50.00	51.80	104	80-120	ug/L	
2-Butanone (MEK)	50.00	49.52	99	80-120	ug/L	
tert-Butyl ethyl ether	50.00	47.92	96	80-120	ug/L	
Carbon Disulfide	50.00	47.15	94	80-120	ug/L	
Carbon tetrachloride	50.00	51.61	103	80-120	ug/L	
Chlorobenzene	50.00	51.61	103	80-120	ug/L	
Chloroethane	50.00	35.61	71	80-120	ug/L	X
Chloroform	50.00	47.72	95	80-120	ug/L	
Chloromethane	50.00	31.78	64	80-120	ug/L	X
Cyclohexane	50.00	47.04	94	80-120	ug/L	
1,2-Dibromo-3-chloropropane	50.00	47.15	94	80-120	ug/L	
Dibromochloromethane	50.00	51.14	102	80-120	ug/L	
1,2-Dibromoethane	50.00	52.87	106	80-120	ug/L	
1,2-Dichlorobenzene	50.00	53.77	108	80-120	ug/L	
1,3-Dichlorobenzene	50.00	53.18	106	80-120	ug/L	
Dichlorodifluoromethane	50.00	30.43	61	80-120	ug/L	X
1,4-Dichlorobenzene	50.00	52.48	105	80-120	ug/L	
1,1-Dichloroethane	50.00	46.03	92	80-120	ug/L	
1,2-Dichloroethane	50.00	44.93	90	80-120	ug/L	
cis-1,2-Dichloroethene	50.00	52.43	105	80-120	ug/L	
1,1-Dichloroethene	50.00	48.18	96	80-120	ug/L	
1,2-Dichloropropane	50.00	47.09	94	80-120	ug/L	
cis-1,3-Dichloropropene	50.00	48.59	97	80-120	ug/L	
trans-1,3-Dichloropropene	50.00	48.47	97	80-120	ug/L	
trans-1,2-Dichloroethene	50.00	51.86	104	80-120	ug/L	
Diisopropyl ether	50.00	43.60	87	80-120	ug/L	
Ethylbenzene	50.00	49.70	99	80-120	ug/L	
2-Hexanone (MBK)	50.00	44.05	88	80-120	ug/L	
Isopropylbenzene	50.00	50.56	101	80-120	ug/L	
Methyl Acetate	50.00	51.50	103	80-120	ug/L	
Methylcyclohexane	50.00	52.51	105	80-120	ug/L	
Methylene chloride	50.00	48.15	96	80-120	ug/L	
4-Methyl-2-Pentanone (MIBK)	50.00	43.18	86	80-120	ug/L	
Methyl-t-Butyl Ether	50.00	50.09	100	80-120	ug/L	
Naphthalene	50.00	43.21	86	80-120	ug/L	
Styrene	50.00	52.81	106	80-120	ug/L	
1,1,2,2-Tetrachloroethane	50.00	50.44	101	80-120	ug/L	
Tetrachloroethene	50.00	56.15	112	80-120	ug/L	
Toluene	50.00	50.23	100	80-120	ug/L	
1,2,3-Trichlorobenzene	50.00	50.25	101	80-120	ug/L	
1,2,4-Trichlorobenzene	50.00	48.58	97	80-120	ug/L	
1,1,1-Trichloroethane	50.00	49.28	99	80-120	ug/L	

PHASE SEPARATION SCIENCE

6630 Baltimore National Pike
Baltimore, MD 21228
410-747-8770
800-932-9047
www.phaseonline.com

QC Summary

Project Name Chester River Hospital Center
PSS Project No.: 22091531

Analytical Method: SW-846 8260 D

Seq Number: 197347 Matrix: Water

CCV Sample Id: CCV-01 Analyzed Date: 09/18/22 06:53

Parameter	Spike Amount	CCV Result	CCV %Rec	Limits	Units	Flag
Trichloroethene	50.00	50.81	102	80-120	ug/L	
1,1,2-Trichloroethane	50.00	51.31	103	80-120	ug/L	
Trichlorofluoromethane	50.00	45.24	90	80-120	ug/L	
1,1,2-Trichlorotrifluoroethane	50.00	49.83	100	80-120	ug/L	
Vinyl chloride	50.00	34.16	68	80-120	ug/L	X
m&p-Xylene	100	102.3	102	80-120	ug/L	
o-Xylene	50.00	51.75	104	80-120	ug/L	

Surrogate	CCV Result	Limits	Units	Flag
4-Bromofluorobenzene	91	80-120	%	
Dibromofluoromethane	102	80-120	%	
Toluene-D8	99	80-120	%	

PHASE SEPARATION SCIENCE

6630 Baltimore National Pike
Baltimore, MD 21228
410-747-8770
800-932-9047
www.phaseonline.com

QC Summary

Project Name Chester River Hospital Center
PSS Project No.: 22091531

Analytical Method: SW-846 8260 D

Seq Number: 197351 Matrix: Water

CCV Sample Id: CCV-01 Analyzed Date: 09/18/22 17:59

Parameter	Spike Amount	CCV Result	CCV %Rec	Limits	Units	Flag
Acetone	50.00	41.05	82	80-120	ug/L	
tert-Amyl alcohol	50.00	61.79	124	80-120	ug/L	X
tert-Amyl ethyl ether	50.00	45.41	91	80-120	ug/L	
tert-Amyl methyl ether	50.00	49.22	98	80-120	ug/L	
Benzene	50.00	53.38	107	80-120	ug/L	
Bromochloromethane	50.00	58.83	118	80-120	ug/L	
Bromodichloromethane	50.00	53.60	107	80-120	ug/L	
Bromoform	50.00	56.53	113	80-120	ug/L	
Bromomethane	50.00	46.68	93	80-120	ug/L	
tert-Butyl alcohol	50.00	51.34	103	80-120	ug/L	
2-Butanone (MEK)	50.00	47.95	96	80-120	ug/L	
tert-Butyl ethyl ether	50.00	50.96	102	80-120	ug/L	
Carbon Disulfide	50.00	48.45	97	80-120	ug/L	
Carbon tetrachloride	50.00	52.92	106	80-120	ug/L	
Chlorobenzene	50.00	55.95	112	80-120	ug/L	
Chloroethane	50.00	39.83	80	80-120	ug/L	
Chloroform	50.00	50.91	102	80-120	ug/L	
Chloromethane	50.00	35.06	70	80-120	ug/L	X
Cyclohexane	50.00	49.41	99	80-120	ug/L	
1,2-Dibromo-3-chloropropane	50.00	48.36	97	80-120	ug/L	
Dibromochloromethane	50.00	54.04	108	80-120	ug/L	
1,2-Dibromoethane	50.00	57.01	114	80-120	ug/L	
1,2-Dichlorobenzene	50.00	59.15	118	80-120	ug/L	
1,3-Dichlorobenzene	50.00	58.28	117	80-120	ug/L	
Dichlorodifluoromethane	50.00	30.79	62	80-120	ug/L	X
1,4-Dichlorobenzene	50.00	57.34	115	80-120	ug/L	
1,1-Dichloroethane	50.00	49.73	99	80-120	ug/L	
1,2-Dichloroethane	50.00	48.12	96	80-120	ug/L	
cis-1,2-Dichloroethene	50.00	56.48	113	80-120	ug/L	
1,1-Dichloroethene	50.00	51.07	102	80-120	ug/L	
1,2-Dichloropropane	50.00	51.18	102	80-120	ug/L	
cis-1,3-Dichloropropene	50.00	50.43	101	80-120	ug/L	
trans-1,3-Dichloropropene	50.00	49.78	100	80-120	ug/L	
trans-1,2-Dichloroethene	50.00	54.80	110	80-120	ug/L	
Diisopropyl ether	50.00	47.72	95	80-120	ug/L	
Ethylbenzene	50.00	53.87	108	80-120	ug/L	
2-Hexanone (MBK)	50.00	45.75	92	80-120	ug/L	
Isopropylbenzene	50.00	57.18	114	80-120	ug/L	
Methyl Acetate	50.00	54.50	109	80-120	ug/L	
Methylcyclohexane	50.00	53.13	106	80-120	ug/L	
Methylene chloride	50.00	52.14	104	80-120	ug/L	
4-Methyl-2-Pentanone (MIBK)	50.00	47.16	94	80-120	ug/L	
Methyl-t-Butyl Ether	50.00	52.70	105	80-120	ug/L	
Naphthalene	50.00	46.75	94	80-120	ug/L	
Styrene	50.00	56.92	114	80-120	ug/L	
1,1,2,2-Tetrachloroethane	50.00	56.67	113	80-120	ug/L	
Tetrachloroethene	50.00	59.30	119	80-120	ug/L	
Toluene	50.00	54.96	110	80-120	ug/L	
1,2,3-Trichlorobenzene	50.00	52.57	105	80-120	ug/L	
1,2,4-Trichlorobenzene	50.00	49.94	100	80-120	ug/L	
1,1,1-Trichloroethane	50.00	52.60	105	80-120	ug/L	

PHASE SEPARATION SCIENCE

6630 Baltimore National Pike
Baltimore, MD 21228
410-747-8770
800-932-9047
www.phaseonline.com

QC Summary

Project Name Chester River Hospital Center
PSS Project No.: 22091531

Analytical Method: SW-846 8260 D

Seq Number: 197351 Matrix: Water

CCV Sample Id: CCV-01 Analyzed Date: 09/18/22 17:59

Parameter	Spike Amount	CCV Result	CCV %Rec	Limits	Units	Flag
Trichloroethene	50.00	54.84	110	80-120	ug/L	
1,1,2-Trichloroethane	50.00	55.24	110	80-120	ug/L	
Trichlorofluoromethane	50.00	47.26	95	80-120	ug/L	
1,1,2-Trichlorotrifluoroethane	50.00	50.50	101	80-120	ug/L	
Vinyl chloride	50.00	41.59	83	80-120	ug/L	
m&p-Xylene	100	109.3	109	80-120	ug/L	
o-Xylene	50.00	55.42	111	80-120	ug/L	

Surrogate	CCV Result	Limits	Units	Flag
4-Bromofluorobenzene	94	80-120	%	
Dibromofluoromethane	101	80-120	%	
Toluene-D8	99	80-120	%	

PHASE SEPARATION SCIENCE

6630 Baltimore National Pike
Baltimore, MD 21228
410-747-8770
800-932-9047
www.phaseonline.com

QC Summary

Project Name Chester River Hospital Center
PSS Project No.: 22091531

Analytical Method: SW-846 8260 D

Seq Number: 196353 Matrix: Water
Parent Sample Id: ICV-01 ICV Sample Id: ICV-01 Analyzed Date: 08/15/22 13:39

Parameter	Spike Amount	ICV Result	ICV %Rec	Limits	Units	Flag
Acetone	50.00	54.16	108	70-130	ug/L	
tert-Amyl alcohol	50.00	58.38	117	70-130	ug/L	
tert-Amyl ethyl ether	50.00	56.39	113	70-130	ug/L	
tert-Amyl methyl ether	50.00	56.39	113	70-130	ug/L	
Benzene	50.00	56.25	113	70-130	ug/L	
Bromochloromethane	50.00	56.97	114	70-130	ug/L	
Bromodichloromethane	50.00	57.61	115	70-130	ug/L	
Bromoform	50.00	54.78	110	70-130	ug/L	
Bromomethane	50.00	56.21	112	70-130	ug/L	
tert-Butyl alcohol	50.00	56.32	113	70-130	ug/L	
2-Butanone (MEK)	50.00	54.55	109	70-130	ug/L	
tert-Butyl ethyl ether	50.00	60.72	121	70-130	ug/L	
Carbon Disulfide	50.00	58.56	117	70-130	ug/L	
Carbon tetrachloride	50.00	57.52	115	70-130	ug/L	
Chlorobenzene	50.00	56.07	112	70-130	ug/L	
Chloroethane	50.00	53.53	107	70-130	ug/L	
Chloroform	50.00	54.47	109	70-130	ug/L	
Chloromethane	50.00	55.09	110	70-130	ug/L	
Cyclohexane	50.00	57.86	116	70-130	ug/L	
1,2-Dibromo-3-chloropropane	50.00	56.55	113	70-130	ug/L	
Dibromochloromethane	50.00	55.02	110	70-130	ug/L	
1,2-Dibromoethane	50.00	58.74	117	70-130	ug/L	
1,2-Dichlorobenzene	50.00	58.38	117	70-130	ug/L	
1,3-Dichlorobenzene	50.00	57.53	115	70-130	ug/L	
Dichlorodifluoromethane	50.00	54.21	108	70-130	ug/L	
1,4-Dichlorobenzene	50.00	57.33	115	70-130	ug/L	
1,1-Dichloroethane	50.00	56.41	113	70-130	ug/L	
1,2-Dichloroethane	50.00	54.50	109	70-130	ug/L	
cis-1,2-Dichloroethene	50.00	57.31	115	70-130	ug/L	
1,1-Dichloroethene	50.00	55.40	111	70-130	ug/L	
1,2-Dichloropropane	50.00	57.29	115	70-130	ug/L	
cis-1,3-Dichloropropene	50.00	55.82	112	70-130	ug/L	
trans-1,3-Dichloropropene	50.00	55.72	111	70-130	ug/L	
trans-1,2-Dichloroethene	50.00	56.84	114	70-130	ug/L	
Diisopropyl ether	50.00	58.91	118	70-130	ug/L	
Ethylbenzene	50.00	56.70	113	70-130	ug/L	
2-Hexanone (MBK)	50.00	56.67	113	70-130	ug/L	
Isopropylbenzene	50.00	59.62	119	70-130	ug/L	
Methyl Acetate	50.00	59.73	119	70-130	ug/L	
Methylcyclohexane	50.00	56.82	114	70-130	ug/L	
Methylene chloride	50.00	56.18	112	70-130	ug/L	
4-Methyl-2-Pentanone (MIBK)	50.00	58.27	117	70-130	ug/L	
Methyl-t-Butyl Ether	50.00	59.91	120	70-130	ug/L	
Naphthalene	50.00	58.87	118	70-130	ug/L	
Styrene	50.00	58.77	118	70-130	ug/L	
1,1,2,2-Tetrachloroethane	50.00	59.48	119	70-130	ug/L	
Tetrachloroethene	50.00	55.17	110	70-130	ug/L	
Toluene	50.00	55.21	110	70-130	ug/L	
1,2,3-Trichlorobenzene	50.00	58.23	116	70-130	ug/L	
1,2,4-Trichlorobenzene	50.00	57.72	115	70-130	ug/L	
1,1,1-Trichloroethane	50.00	56.98	114	70-130	ug/L	

PHASE SEPARATION SCIENCE

6630 Baltimore National Pike
Baltimore, MD 21228
410-747-8770
800-932-9047
www.phaseonline.com

QC Summary

Project Name Chester River Hospital Center
PSS Project No.: 22091531

Analytical Method: SW-846 8260 D

Seq Number: 196353 Matrix: Water
Parent Sample Id: ICV-01 ICV Sample Id: ICV-01 Analyzed Date: 08/15/22 13:39

Parameter	Spike Amount	ICV Result	ICV %Rec	Limits	Units	Flag
Trichloroethene	50.00	56.37	113	70-130	ug/L	
1,1,2-Trichloroethane	50.00	56.36	113	70-130	ug/L	
Trichlorofluoromethane	50.00	54.73	109	70-130	ug/L	
1,1,2-Trichlorotrifluoroethane	50.00	55.17	110	70-130	ug/L	
Vinyl chloride	50.00	52.14	104	70-130	ug/L	
m&p-Xylene	100	112.6	113	70-130	ug/L	
o-Xylene	50.00	56.32	113	70-130	ug/L	

Surrogate	ICV Result	Limits	Units	Flag
4-Bromofluorobenzene	102	70-130	%	
Dibromofluoromethane	101	70-130	%	
Toluene-D8	99	70-130	%	

X = Recovery outside of QC Criteria

PHASE SEPARATION SCIENCE

CHAIN OF CUSTODY FORM

All fields must be completed accurately. Shaded sections for lab use only.

www.phaseonline.com ~ info@phaseonline.com

6630 Baltimore National Pike • Suite 103-A • Baltimore, Maryland 21228 • (410) 747-8770 • (800) 932-9047

①

PSS CLIENT: Gannett Fleming, Inc — OFFICE LOCATION: Baltimore

BILL TO (if different): — PHONE #: 443-562-1292

CONTACT: Steve Slatnick — EMAIL: sslatnick@gfnet.com

PROJECT NAME: Chester River Hospital Center — PROJECT #: 67688

SITE LOCATION: Chestertown, MD — P.O. #: 67688

SAMPLER(S): S+S Tech — DW CERT #:

PSS Work Order #: 22091531

PAGE 3 OF 4

Matrix Codes: SW=Surface Water DW=Drinking Water GW=Ground Water WW=Waste Water O=Oil S=Soil SOL=Solid A=Air WI=Wipe

②

PSS ID	SAMPLE IDENTIFICATION	DATE SAMPLED	TIME SAMPLED	MATRIX Use Codes	# OF CONTAINERS	SAMPLE TYPE: C=COMPOSITE G=GRAB			8015B (DRO)	3630 (DRO using	Silica Gel Cleanup)	8260 (VOCs,	fuel oxygenates,	& naphthalene)	E300.0 Nitrate			
Preservatives Use Codes									6	6		1,6			6			
Analysis/ Method Required ③																		
1	MW-51	9/15/22	0805	GW	5	G			X	X		X			X			
2	MW-37		0903	GW	5	G			X	X		X			X			
3	MW-13		0857	GW	4	G			X	X		X						
4	MW-45		0757	GW	4	G			X	X		X						
5	MW-52		0830	GW	4	G			X			X						
6	MW-10R		1000	GW	5	G			X	X		X			X			
7	MW-46		0947	GW	4	G			X	X		X						
8	MW-56		1025	GW	4	G			X			X						
9	MW-35		0925	GW	4	G			X			X						
10	MW-9		1050	GW	5	G			X	X		X			X			

Preservative Codes: 1 - HCL; 2 - H_2SO_4; 3 - HNO_3; 4 - NaOH; 5 - E624KIT; 6 - ICE; 7 - Sodium Thiosulfate; 8 - Ascorbic Acid; 9 - TerraCore Kit

⑤

Relinquished By:	Date	Time	Received By:
(1) K. Klemm	9/15/22	1455	Van Pantz
(2) Van Pantz	09/15/22	1700	K Klemm
(3)			
(4)			

④

Requested TAT (One TAT per COC): ☒ 5-Day ☐ 3-Day ☐ 2-Day ☐ Next Day ☐ Emergency ☐ Other

STATE RESULTS REPORTED TO: ☒ MD ☐ DE ☐ PA ☐ VA ☐ WV ☐ OTHER

COMPLIANCE? ☐ DW ☐ WW

EDD FORMAT TYPE

Ice Present: Present

Custody Seal: N/A

Coolers: 8 Temp: 2.1-5.8°C

Shipping Carrier: TTE

Special Instructions: CC: Keith Klemm (kklemm@gfnet.com)

This chain of custody is a legal document. The client (PSS Client), by signing, or having client's agent sign, this "Chain of Custody Form", agrees to pay for the above requested services per the latest version of the Service Brochure or PSS-provided quotation including any and all attorney's or other reasonable fees if collection becomes necessary.

PHASE SEPARATION SCIENCE

CHAIN OF CUSTODY FORM

All fields must be completed accurately. Shaded sections for lab use only.

www.phaseonline.com ~ info@phaseonline.com

6630 Baltimore National Pike • Suite 103-A • Baltimore, Maryland 21228 • (410) 747-8770 • (800) 932-9047

①

PSS CLIENT: Gannett Fleming, Inc — OFFICE LOCATION: Baltimore

BILL TO (if different): — PHONE #: 443-562-1292

CONTACT: Steve Slatnick — EMAIL: sslatnick@gfnet.com

PROJECT NAME: Chester River Hospital Center — PROJECT #: 67688

SITE LOCATION: Chestertown, MD — P.O. #: 67688

SAMPLER(S): S+S Tech — DW CERT #:

PSS Work Order #: 22091531

PAGE 4 OF 4

Matrix Codes: SW=Surface Water DW=Drinking Water GW=Ground Water WW=Waste Water O=Oil S=Soil SOL=Solid A=Air WI=Wipe

②

PSS ID	SAMPLE IDENTIFICATION	DATE SAMPLED	TIME SAMPLED	MATRIX Use Codes	# OF CONTAINERS	SAMPLE TYPE: C=COMPOSITE G=GRAB			8015B (DRO)	3630 (DRO using	Silica Gel Cleanup)	8260 (VOCs,	fuel oxygenates,	& naphthalene)	E300.0 Nitrate			
Preservatives Use Codes									6	6		1,6			6			
Analysis/ Method Required ③																		
11	MW-14	9/15/22	1148	GW	4	G			X	X		X						
12	MW-20	↓	1145	GW	4	G			X	X		X						
13	MW-19	↓	1200	GW	4	G			X			X						
14	MW-54	↓	1254	GW	4	G			X	X		X						
15	MW-47	↓	1057	GW	4	G			X	X		X						
				GW		G												
				GW		G												
				GW		G												
				GW		G												
				GW		G												

Preservative Codes: 1 - HCL; 2 - H_2SO_4; 3 - HNO_3; 4 - NaOH; 5 - E624KIT; 6 - ICE; 7 - Sodium Thiosulfate; 8 - Ascorbic Acid; 9 - TerraCore Kit

⑤

Relinquished By:	Date	Time	Received By:
(1) K. Klemm	9/15/22	1455	Dan Carter
(2) Dan Carter	09/15/22	1700	[illegible]
(3)			
(4)			

④

Requested TAT (One TAT per COC): ☒ 5-Day ☐ 3-Day ☐ 2-Day ☐ Next Day ☐ Emergency ☐ Other

STATE RESULTS REPORTED TO: ☒ MD ☐ DE ☐ PA ☐ VA ☐ WV ☐ OTHER

COMPLIANCE? ☐ DW ☐ WW

EDD FORMAT TYPE

Ice Present: Present

Custody Seal: N/A

Coolers: 8 Temp: 2.1-5.8°C

Shipping Carrier: TT2

Special Instructions: CC: Keith Klemm (kklemm@gfnet.com)

This chain of custody is a legal document. The client (PSS Client), by signing, or having client's agent sign, this "Chain of Custody Form", agrees to pay for the above requested services per the latest version of the Service Brochure or PSS-provided quotation including any and all attorney's or other reasonable fees if collection becomes necessary.

PHASE SEPARATION SCIENCE

6630 Baltimore National Pike
Baltimore, MD 21228
410-747-8770
800-932-9047
www.phaseonline.com

Sample Receipt Checklist

Project Name: Chester River Hospital Center
PSS Project No.: 22091531

Client Name Gannett Fleming, Inc.
Disposal Date 10/20/2022

Received By Jillian Chapman
Date Received 09/15/2022 05:00:00 PM
Delivered By Trans Time Express
Tracking No Not Applicable
Logged In By Jillian Chapman

Shipping Container(s)
No. of Coolers 8

		Ice	Present
Custody Seal(s) Intact?	N/A	Temp (deg C)	5.8
Seal(s) Signed / Dated?	N/A	Temp Blank Present	No

Documentation

		Sampler Name	S+S Tech
COC agrees with sample labels?	Yes	MD DW Cert. No.	N/A
Chain of Custody	Yes		

Sample Container

		Custody Seal(s) Intact?	Not Applicable
Appropriate for Specified Analysis?	Yes	Seal(s) Signed / Dated	Not Applicable
Intact?	Yes		
Labeled and Labels Legible?	Yes		

Holding Time

		Total No. of Samples Received	15
All Samples Received Within Holding Time(s)?	Yes	Total No. of Containers Received	64

Preservation

Total Metals	(pH<2)	N/A
Dissolved Metals, filtered within 15 minutes of collection	(pH<2)	N/A
Orthophosphorus, filtered within 15 minutes of collection		N/A
Cyanides	(pH>12)	N/A
Sulfide	(pH>9)	N/A
TOC, DOC (field filtered), COD, Phenols	(pH<2)	N/A
TOX, TKN, NH3, Total Phos	(pH<2)	N/A
VOC, BTEX (VOA Vials Rcvd Preserved)	(pH<2)	Yes
Do VOA vials have zero headspace?		Yes
624 VOC (Rcvd at least one unpreserved VOA vial)		N/A
524 VOC (Rcvd with trip blanks)	(pH<2)	N/A

Comments: (Any "No" response must be detailed in the comments section below.)

For any improper preservation conditions, list sample ID, preservative added (reagent ID number) below as well as documentation of any client notification as well as client instructions. Samples for pH, chlorine and dissolved oxygen should be analyzed as soon as possible, preferably in the field at the time of sampling. Samples which require thermal preservation shall be considered acceptable when received at a temperature above freezing to 6°C. Samples that are hand delivered on the day that they are collected may not meet these criteria but shall be considered acceptable if there is evidence that the chilling process has begun such as arrival on ice.

Samples Inspected/Checklist Completed By: Jillian Chapman — Date: 09/16/2022

PM Review and Approval: Lynn Jackson — Date: 09/16/2022

PHASE
SEPARATION
SCIENCE

6630 Baltimore National Pike
Baltimore, MD 21228
410-747-8770
800-932-9047
www.phaseonline.com

Certificate of Analysis

Project Name: Chester River Hospital Center
PSS Project No.: 22091533

September 22, 2022

Steve Slatnick
Gannett Fleming, Inc.
7133 Rutherford Road, Suite 300
Baltimore, MD 21244

Reference: PSS Project No: **22091533**
Project Name: Chester River Hospital Center
Project Location: Chestertown, MD
Project ID.: 67688

Dear Steve Slatnick:

This report includes the analytical results from the analyses performed on the samples received under the project name referenced above and identified with the Phase Separation Science (PSS) Project number(s) **22091533**.

All work reported herein has been performed in accordance with current NELAP standards, referenced methodologies, PSS Standard Operating Procedures and the PSS Quality Assurance Manual unless otherwise noted in the Case Narrative Summary. PSS is limited in liability to the actual cost of the sample analysis done.

PSS reserves the right to return any unused samples, extracts or related solutions. Otherwise, the samples are scheduled for disposal, without any further notice, on October 20, 2022, with the exception of air canisters which are cleaned immediately following analysis. This includes any samples that were received with a request to be held but lacked a specific hold period. It is your responsibility to provide a written request defining a specific disposal date if additional storage is required. Upon receipt, the request will be acknowledged by PSS, thus extending the storage period.

This report shall not be reproduced except in full, without the written approval of an authorized PSS representative. A copy of this report will be retained by PSS for at least 5 years, after which time it will be disposed of without further notice, unless prior arrangements have been made.

We thank you for selecting Phase Separation Science, Inc. to serve your analytical needs. If you have any questions concerning this report, do not hesitate to contact us at 410-747-8770 or info@phaseonline.com.

Sincerely,

Dan Prucnal
Laboratory Manager

PHASE SEPARATION SCIENCE

6630 Baltimore National Pike
Baltimore, MD 21228
410-747-8770
800-932-9047
www.phaseonline.com

Explanation of Qualifiers

Project Name: Chester River Hospital Center

PSS Project No.: 22091533

Project ID: 67688

The following samples were received under chain of custody by Phase Separation Science (PSS) on 09/15/2022 at 05:00 pm

PSS Sample ID	Sample ID	Matrix	Date/Time Collected
22091533-019	MW-11	GROUND WATER	09/14/22 15:10
22091533-020	MW-43	GROUND WATER	09/14/22 15:15

Please reference the Chain of Custody and Sample Receipt Checklist for specific container counts and preservatives. Any sample conditions not in compliance with sample acceptance criteria are described in Case Narrative Summary.

Notes:

1. The presence of a common laboratory contaminant such as methylene chloride may be considered a possible laboratory artifact. Where observed, appropriate consideration of data should be taken.
2. Unless otherwise noted in the case narrative, results are reported on a dry weight basis with the exception of pH, flashpoint, moisture, and paint filter test.
3. Drinking water samples collected for the purpose of compliance with SDWA may not be suitable for their intended use unless collected by a certified sampler [COMAR 26.08.05.07.C.2].
4. The analyses of 1,2-dibromo-3-chloropropane (DBCP) and 1,2-dibromoethane (EDB) by EPA 524.2 and calcium, magnesium, sodium and iron by EPA 200.8 are not currently promulgated for use in testing to meet the Safe Drinking Water Act and as such cannot be used for compliance purposes. The listings of the current promulgated methods for testing in compliance with the Safe Drinking Water Act can be found in the 40 CFR part 141.1, for the primary drinking water contaminates, and part 141.3, for the secondary drinking water contaminates.
5. Sample prepared under EPA 3550C with concentrations greater than 20 mg/Kg should employ the microtip extraction procedure if required to meet data quality objectives.
6. The analysis of acrolein by EPA 624 must be analyzed within three days of sampling unless pH is adjusted to 4-5 units [40 CFR part 136.3(e)].
7. Method 180.1, The Determination of Turbidity by Nephelometry, recommends samples over 40 NTU be diluted until the turbidity falls below 40 units. Routine samples over 40 NTU may not be diluted as long as the data quality objectives are not affected.
8. Alkalinity results analyzed by EPA 310.2 that are reported by dilution are estimated and are not in compliance with method requirements.

Standard Flags/Abbreviations:

B	A target analyte or common laboratory contaminant was identified in the method blank. Its presence indicates possible field or laboratory contamination.
C	Results Pending Final Confirmation.
E	The data exceeds the upper calibration limit; therefore, the concentration is reported as estimated.
Fail	The result exceeds the regulatory level for Toxicity Characteristic (TCLP) as cited in 40 CFR 261.24 Table 1.
J	The target analyte was positively identified below the reporting limit but greater than the MDL.
MDL	This is the Laboratory Method Detection Limit which is equivalent to the Limit of Detection (LOD). The LOD is the minimum result, which can be reliably discriminated from a blank with a predetermined confidence level. This value will remain constant across multiple similar instrumentation and among different analysts. An LOD is analyte and matrix specific. instrumentation and among different analysts. An LOD is analyte and matrix specific.
ND	Not Detected at or above the reporting limit.
RL	PSS Reporting Limit.
U	Not detected.

Certifications:

NELAP Certifications: PA 68-03330, VA 460156
State Certifications: MD 179, WV 303
Regulated Soil Permit: P330-12-00268
NSWC USCG Accepted Laboratory
LDBE MWAA LD1997-0041-2015

PHASE SEPARATION SCIENCE

6630 Baltimore National Pike
Baltimore, MD 21228
410-747-8770
800-932-9047
www.phaseonline.com

Certificate of Analysis

Project Name: Chester River Hospital Center
PSS Project No.: 22091533

Sample ID: MW-11 **Date/Time Sampled: 09/14/2022 15:10** **PSS Sample ID: 22091533-019**
Matrix: GROUND WATER **Date/Time Received: 09/15/2022 17:00**

DRO - with silica gel column cleanup
Analytical Method: SW-846 8015C DRO
Preparation Method: SW3510C
Clean up Method: SW846 3630C

	Result	Units	RL	Flag	Dil	Prepared	Analyzed	Analyst
TPH-DRO (Diesel Range Organics)	ND	mg/L	0.10		1	09/21/22	09/21/22 16:54	1069
Surrogate(s)	***Recovery***		***Limits***					
o-Terphenyl	*63*	*%*	*52-100*		*1*	*09/21/22*	*09/21/22 16:54*	*1069*

Sample ID: MW-43 **Date/Time Sampled: 09/14/2022 15:15** **PSS Sample ID: 22091533-020**
Matrix: GROUND WATER **Date/Time Received: 09/15/2022 17:00**

DRO - with silica gel column cleanup
Analytical Method: SW-846 8015C DRO
Preparation Method: SW3510C
Clean up Method: SW846 3630C

	Result	Units	RL	Flag	Dil	Prepared	Analyzed	Analyst
TPH-DRO (Diesel Range Organics)	**0.19**	mg/L	0.10		1	09/21/22	09/21/22 17:24	1069
Surrogate(s)	***Recovery***		***Limits***					
o-Terphenyl	*64*	*%*	*52-100*		*1*	*09/21/22*	*09/21/22 17:24*	*1069*

6630 Baltimore National Pike
Baltimore, MD 21228
410-747-8770
800-932-9047
www.phaseonline.com

Project Name: Chester River Hospital Center

PSS Project No.: 22091533

Any holding time exceedances, deviations from the method specifications, regulatory requirements or variations to the procedures outlined in the PSS Quality Assurance Manual are outlined below.

Matrix spike and matrix spike duplicate analyses may not be performed due to insufficient sample quantity. In these instances, a laboratory control sample and laboratory control sample duplicate are analyzed unless otherwise noted or specified in the method.

Sample Receipt:

All sample receipt conditions were acceptable.

NELAP accreditation was held for all analyses performed unless noted below. See www.phaseonline.com for complete PSS scope of accreditation.

PHASE SEPARATION SCIENCE

6630 Baltimore National Pike
Baltimore, MD 21228
410-747-8770
800-932-9047
www.phaseonline.com

Lab Chronology

Project Name: Chester River Hospital Center
PSS Project No.: 22091533

Method	Client Sample ID	Analysis Type	PSS Sample ID	Mtx	Prep Batch	Analytical Batch	Prepared	Analyzed
SW-846 8015C DRO	92434-1-BKS	BKS	92434-1-BKS	W	92434	197514	09/21/2022 11:10	09/21/2022 16:54
	92434-1-BLK	BLK	92434-1-BLK	W	92434	197514	09/21/2022 11:10	09/21/2022 15:34
	92434-1-BSD	BSD	92434-1-BSD	W	92434	197514	09/21/2022 11:10	09/21/2022 17:24
	MW-11	Initial	22091533-019	W	92434	197516	09/21/2022 11:10	09/21/2022 16:54
	MW-43	Initial	22091533-020	W	92434	197516	09/21/2022 11:10	09/21/2022 17:24

PHASE SEPARATION SCIENCE

6630 Baltimore National Pike
Baltimore, MD 21228
410-747-8770
800-932-9047
www.phaseonline.com

QC Summary

Project Name Chester River Hospital Center
PSS Project No.: 22091533

Analytical Method: SW-846 8015C DRO Prep Method: SW3510C
Seq Number: 197514 Matrix: Water Date Prep: 09/21/22
MB Sample Id: 92434-1-BLK LCS Sample Id: 92434-1-BKS LCSD Sample Id: 92434-1-BSD

Parameter	MB Result	Spike Amount	LCS Result	LCS %Rec	LCSD Result	LCSD %Rec	Limits	RPD	RPD Limit	Units	Flag
TPH-DRO (Diesel Range Organics)	<0.1000	1.000	0.7255	73	0.7389	74	63-119	2	21	mg/L	

Surrogate	MB %Rec	MB Flag	LCS Result	LCS Flag	LCSD Result	LCSD Flag	Limits	Units
o-Terphenyl	77		77		90		52-100	%

F = RPD exceeded the laboratory control limits
X = Recovery of MS, MSD or both outside of QC Criteria
H= Recovery of BS,BSD or both exceeded the laboratory control limits
L = Recovery of BS,BSD or both below the laboratory control limits

Analytical Method: SW-846 8015C DRO
Seq Number: 197514 Matrix: Water
CCV Sample Id: CCV-R1 Analyzed Date: 09/21/22 12:58

Parameter	Spike Amount	CCV Result	CCV %Rec	Limits	Units	Flag
TPH-DRO (Diesel Range Organics)	2500	2964	119	80-120	mg/L	

Surrogate	CCV Result	Limits	Units	Flag
o-Terphenyl	109	80-120	%	

Analytical Method: SW-846 8015C DRO
Seq Number: 197516 Matrix: Water
CCV Sample Id: CCV-F1 Analyzed Date: 09/21/22 12:58

Parameter	Spike Amount	CCV Result	CCV %Rec	Limits	Units	Flag
TPH-DRO (Diesel Range Organics)	2500	2651	106	80-120	mg/L	

Surrogate	CCV Result	Limits	Units	Flag
o-Terphenyl	97	80-120	%	

Analytical Method: SW-846 8015C DRO
Seq Number: 197514 Matrix: Water
CCV Sample Id: CCV-R2 Analyzed Date: 09/21/22 22:04

Parameter	Spike Amount	CCV Result	CCV %Rec	Limits	Units	Flag
TPH-DRO (Diesel Range Organics)	2500	2408	96	80-120	mg/L	

Surrogate	CCV Result	Limits	Units	Flag
o-Terphenyl	85	80-120	%	

Analytical Method: SW-846 8015C DRO
Seq Number: 197516 Matrix: Water
CCV Sample Id: CCV-F2 Analyzed Date: 09/21/22 22:04

Parameter	Spike Amount	CCV Result	CCV %Rec	Limits	Units	Flag
TPH-DRO (Diesel Range Organics)	2500	2647	106	80-120	mg/L	

Surrogate	CCV Result	Limits	Units	Flag
o-Terphenyl	96	80-120	%	

PHASE SEPARATION SCIENCE

6630 Baltimore National Pike
Baltimore, MD 21228
410-747-8770
800-932-9047
www.phaseonline.com

QC Summary

Project Name Chester River Hospital Center
PSS Project No.: 22091533

Analytical Method: SW-846 8015C DRO

Seq Number: 196855 Matrix: Water
Parent Sample Id: ICV-01 ICV Sample Id: ICV-01 Analyzed Date: 08/31/22 17:37

Parameter	Spike Amount	ICV Result	ICV %Rec	Limits	Units	Flag
TPH-DRO (Diesel Range Organics)	2500	2997	120	80-120	mg/L	

Surrogate	ICV Result	Limits	Units	Flag
o-Terphenyl	114	80-120	%	

Analytical Method: SW-846 8015C DRO

Seq Number: 196856 Matrix: Water
Parent Sample Id: ICV-01 ICV Sample Id: ICV-01 Analyzed Date: 08/31/22 17:37

Parameter	Spike Amount	ICV Result	ICV %Rec	Limits	Units	Flag
TPH-DRO (Diesel Range Organics)	2500	2783	111	80-120	mg/L	

Surrogate	ICV Result	Limits	Units	Flag
o-Terphenyl	105	80-120	%	

X = Recovery outside of QC Criteria

PHASE SEPARATION SCIENCE

CHAIN OF CUSTODY FORM

All fields must be completed accurately. Shaded sections for lab use only.

www.phaseonline.com ~ info@phaseonline.com

6630 Baltimore National Pike • Suite 103-A • Baltimore, Maryland 21228 • (410) 747-8770 • (800) 932-9047

①

PSS CLIENT: Gannett Fleming, Inc — OFFICE LOCATION: Baltimore

BILL TO (if different): — PHONE #: 443-562-1292

CONTACT: Steve Slatnick — EMAIL: sslatnick@gfnet.com

PROJECT NAME: Chester River Hospital Center — PROJECT #: 67688

SITE LOCATION: Chestertown, MD — P.O. #: 67688

SAMPLER(S): S+S Tech — DW CERT #:

PSS Work Order #: 22091530 22091533 — PAGE 1 OF 4

Matrix Codes: SW=Surface Water DW=Drinking Water GW=Ground Water WW=Waste Water O=Oil S=Soil SOL=Solid A=Air WI=Wipe

②

PSS ID	SAMPLE IDENTIFICATION	DATE SAMPLED	TIME SAMPLED	MATRIX Use Codes	# OF CONTAINERS	SAMPLE TYPE: C=COMPOSITE G=GRAB	Preservatives Use Codes		6	6		1,6			6			
							Analysis/ Method Required ③		8015B (DRO)	3630 (DRO using	Silica Gel Cleanup)	8260 (VOCs,	fuel oxygenates,	& naphthalene)	E300.0 Nitrate			
1	MW-23	9/14/22	1210	GW	4	G			X			X						
2	MW-18		1110	GW	4	G			X			X						
3	S-3		1212	GW	4	G			X			X						
4	MW-28		1017	GW	4	G			X			X						
5	MW-25		1119	GW	4	G			X			X						
6	MW-29		1013	GW	4	G			X			X						
7	MW-24		1020	GW	4	G			X			X						
8	S-1		1310	GW	4	G			X			X						
9	S-2		1310	GW	4	G			X			X						
10	Trip Blank			GW	2	G						X						

Preservative Codes: 1 - HCL; 2 - H_2SO_4; 3 - HNO_3; 4 - NaOH; 5 - E624KIT; 6 - ICE; 7 - Sodium Thiosulfate; 8 - Ascorbic Acid; 9 - TerraCore Kit

⑤

Relinquished By:	Date	Time	Received By:
(1) K. Klemm	9/15/22	1455	Dan Carter
(2) Dan Carter	09/15/22	1700	[illegible]
(3)			
(4)			

④ Requested TAT (One TAT per COC): ☒ 5-Day ☐ 3-Day ☐ 2-Day ☐ Next Day ☐ Emergency ☐ Other

STATE RESULTS REPORTED TO: ☒ MD ☐ DE ☐ PA ☐ VA ☐ WV ☐ OTHER

COMPLIANCE? ☐ DW ☐ WW

EDD FORMAT TYPE

Ice Present: Present

Custody Seal: N/A

Coolers: 8 Temp: 2.1 - 5.8

Shipping Carrier: FTE

Special Instructions: CC: Keith Klemm (kklemm@gfnet.com)

This chain of custody is a legal document. The client (PSS Client), by signing, or having client's agent sign, this "Chain of Custody Form", agrees to pay for the above requested services per the latest version of the Service Brochure or PSS-provided quotation including any and all attorney's or other reasonable fees if collection becomes necessary.

PHASE SEPARATION SCIENCE

CHAIN OF CUSTODY FORM

All fields must be completed accurately. Shaded sections for lab use only.

www.phaseonline.com ~ info@phaseonline.com

6630 Baltimore National Pike • Suite 103-A • Baltimore, Maryland 21228 • (410) 747-8770 • (800) 932-9047

①

PSS CLIENT: Gannett Fleming, Inc — OFFICE LOCATION: Baltimore

BILL TO (if different): — PHONE #: 443-562-1292

CONTACT: Steve Slatnick — EMAIL: sslatnick@gfnet.com

PROJECT NAME: Chester River Hospital Center — PROJECT #: 67688

SITE LOCATION: Chestertown, MD — P.O. #: 67688

SAMPLER(S): S+S Tech — DW CERT #:

PSS Work Order #: 22091530

PAGE 2 OF 4

Matrix Codes: SW=Surface Water DW=Drinking Water GW=Ground Water WW=Waste Water O=Oil S=Soil SOL=Solid A=Air WI=Wipe

②

PSS ID	SAMPLE IDENTIFICATION	DATE SAMPLED	TIME SAMPLED	MATRIX Use Codes	# OF CONTAINERS	SAMPLE TYPE: C=COMPOSITE G=GRAB	Preservatives Use Codes		6	6		1,6			6			
							Analysis/ Method Required ③		8015B (DRO)	3630 (DRO using	Silica Gel Cleanup)	8260 (VOCs,	fuel oxygenates,	& naphthalene)	E300.0 Nitrate			
11	MW-34	9/14/22	1410	GW	4	G			X			X						
12	MW-17		1335	GW		G			X			X						
13	MW-15		1255	GW		G			X			X						
14	MW-49		1220	GW		G			X			X						
15	MW-50		1140	GW		G			X			X						
16	MW-16		1050	GW		G			X			X						
17	MW-33		1415	GW		G			X			X						
18	MW-48		1419	GW		G			X			X						
19	MW-11		1510	GW		G			X	X		X						
20	MW-43		1515	GW		G			X	X		X						

Preservative Codes: 1 - HCL; 2 - H_2SO_4; 3 - HNO_3; 4 - NaOH; 5 - E624KIT; 6 - ICE; 7 - Sodium Thiosulfate; 8 - Ascorbic Acid; 9 - TerraCore Kit

⑤

Relinquished By:	Date	Time	Received By:
(1) K. Klemm	9/15/22	1455	Van Parks
(2) Van Parks	09/15/22	1700	[illegible]
(3)			
(4)			

④

Requested TAT (One TAT per COC): ☒ 5-Day ☐ 3-Day ☐ 2-Day ☐ Next Day ☐ Emergency ☐ Other

STATE RESULTS REPORTED TO: ☒ MD ☐ DE ☐ PA ☐ VA ☐ WV ☐ OTHER

COMPLIANCE? ☐ DW ☐ WW

EDD FORMAT TYPE

Ice Present: Present

Custody Seal: N/A

Coolers: 8 Temp: 2.1 - 5.8°C

Shipping Carrier: TTE

Special Instructions: CC: Keith Klemm (kklemm@gfnet.com)

This chain of custody is a legal document. The client (PSS Client), by signing, or having client's agent sign, this "Chain of Custody Form", agrees to pay for the above requested services per the latest version of the Service Brochure or PSS-provided quotation including any and all attorney's or other reasonable fees if collection becomes necessary.

PHASE SEPARATION SCIENCE

6630 Baltimore National Pike
Baltimore, MD 21228
410-747-8770
800-932-9047
www.phaseonline.com

Sample Receipt Checklist

Project Name: Chester River Hospital Center
PSS Project No.: 22091533

Client Name	Gannett Fleming, Inc.	**Received By**	Jillian Chapman
Disposal Date	10/20/2022	**Date Received**	09/15/2022 05:00:00 PM
		Delivered By	Trans Time Express
		Tracking No	Not Applicable
		Logged In By	Jillian Chapman

Shipping Container(s)

No. of Coolers 8

		Ice	Present
Custody Seal(s) Intact?	N/A	Temp (deg C)	5.8
Seal(s) Signed / Dated?	N/A	Temp Blank Present	No

Documentation

		Sampler Name	S+S Tech
COC agrees with sample labels?	Yes	MD DW Cert. No.	N/A
Chain of Custody	Yes		

Sample Container

		Custody Seal(s) Intact?	Not Applicable
Appropriate for Specified Analysis?	Yes	Seal(s) Signed / Dated	Not Applicable
Intact?	Yes		
Labeled and Labels Legible?	Yes		

Holding Time

		Total No. of Samples Received	2
All Samples Received Within Holding Time(s)?	Yes	Total No. of Containers Received	2

Preservation

Total Metals	(pH<2)	N/A
Dissolved Metals, filtered within 15 minutes of collection	(pH<2)	N/A
Orthophosphorus, filtered within 15 minutes of collection		N/A
Cyanides	(pH>12)	N/A
Sulfide	(pH>9)	N/A
TOC, DOC (field filtered), COD, Phenols	(pH<2)	N/A
TOX, TKN, NH3, Total Phos	(pH<2)	N/A
VOC, BTEX (VOA Vials Rcvd Preserved)	(pH<2)	N/A
Do VOA vials have zero headspace?		N/A
624 VOC (Rcvd at least one unpreserved VOA vial)		N/A
524 VOC (Rcvd with trip blanks)	(pH<2)	N/A

Comments: (Any "No" response must be detailed in the comments section below.)

For any improper preservation conditions, list sample ID, preservative added (reagent ID number) below as well as documentation of any client notification as well as client instructions. Samples for pH, chlorine and dissolved oxygen should be analyzed as soon as possible, preferably in the field at the time of sampling. Samples which require thermal preservation shall be considered acceptable when received at a temperature above freezing to 6°C. Samples that are hand delivered on the day that they are collected may not meet these criteria but shall be considered acceptable if there is evidence that the chilling process has begun such as arrival on ice.

Samples Inspected/Checklist Completed By: Jillian Chapman — Date: 09/16/2022

PM Review and Approval: Lynn Jackson — Date: 09/16/2022

PHASE
SEPARATION
SCIENCE

6630 Baltimore National Pike
Baltimore, MD 21228
410-747-8770
800-932-9047
www.phaseonline.com

Certificate of Analysis

Project Name: Chester River Hospital Center
PSS Project No.: 22091534

September 22, 2022

Steve Slatnick
Gannett Fleming, Inc.
7133 Rutherford Road, Suite 300
Baltimore, MD 21244

Reference: PSS Project No: **22091534**
Project Name: Chester River Hospital Center
Project Location: Chestertown, MD
Project ID.: 67688

Dear Steve Slatnick:

This report includes the analytical results from the analyses performed on the samples received under the project name referenced above and identified with the Phase Separation Science (PSS) Project number(s) **22091534**.

All work reported herein has been performed in accordance with current NELAP standards, referenced methodologies, PSS Standard Operating Procedures and the PSS Quality Assurance Manual unless otherwise noted in the Case Narrative Summary. PSS is limited in liability to the actual cost of the sample analysis done.

PSS reserves the right to return any unused samples, extracts or related solutions. Otherwise, the samples are scheduled for disposal, without any further notice, on October 20, 2022, with the exception of air canisters which are cleaned immediately following analysis. This includes any samples that were received with a request to be held but lacked a specific hold period. It is your responsibility to provide a written request defining a specific disposal date if additional storage is required. Upon receipt, the request will be acknowledged by PSS, thus extending the storage period.

This report shall not be reproduced except in full, without the written approval of an authorized PSS representative. A copy of this report will be retained by PSS for at least 5 years, after which time it will be disposed of without further notice, unless prior arrangements have been made.

We thank you for selecting Phase Separation Science, Inc. to serve your analytical needs. If you have any questions concerning this report, do not hesitate to contact us at 410-747-8770 or info@phaseonline.com.

Sincerely,

Dan Prucnal
Laboratory Manager

PHASE SEPARATION SCIENCE

6630 Baltimore National Pike
Baltimore, MD 21228
410-747-8770
800-932-9047
www.phaseonline.com

Explanation of Qualifiers

Project Name: Chester River Hospital Center

PSS Project No.: 22091534

Project ID: 67688

The following samples were received under chain of custody by Phase Separation Science (PSS) on 09/15/2022 at 05:00 pm

PSS Sample ID	Sample ID	Matrix	Date/Time Collected
22091534-001	MW-51	GROUND WATER	09/15/22 08:05
22091534-002	MW-37	GROUND WATER	09/15/22 09:03
22091534-003	MW-13	GROUND WATER	09/15/22 08:57
22091534-004	MW-45	GROUND WATER	09/15/22 07:57
22091534-006	MW-10R	GROUND WATER	09/15/22 10:00
22091534-007	MW-46	GROUND WATER	09/15/22 09:47
22091534-010	MW-9	GROUND WATER	09/15/22 10:50
22091534-011	MW-14	GROUND WATER	09/15/22 11:48
22091534-012	MW-20	GROUND WATER	09/15/22 11:15
22091534-014	MW-54	GROUND WATER	09/15/22 12:54
22091534-015	MW-47	GROUND WATER	09/15/22 10:57

Please reference the Chain of Custody and Sample Receipt Checklist for specific container counts and preservatives. Any sample conditions not in compliance with sample acceptance criteria are described in Case Narrative Summary.

Notes:

1. The presence of a common laboratory contaminant such as methylene chloride may be considered a possible laboratory artifact. Where observed, appropriate consideration of data should be taken.
2. Unless otherwise noted in the case narrative, results are reported on a dry weight basis with the exception of pH, flashpoint, moisture, and paint filter test.
3. Drinking water samples collected for the purpose of compliance with SDWA may not be suitable for their intended use unless collected by a certified sampler [COMAR 26.08.05.07.C.2].
4. The analyses of 1,2-dibromo-3-chloropropane (DBCP) and 1,2-dibromoethane (EDB) by EPA 524.2 and calcium, magnesium, sodium and iron by EPA 200.8 are not currently promulgated for use in testing to meet the Safe Drinking Water Act and as such cannot be used for compliance purposes. The listings of the current promulgated methods for testing in compliance with the Safe Drinking Water Act can be found in the 40 CFR part 141.1, for the primary drinking water contaminates, and part 141.3, for the secondary drinking water contaminates.
5. Sample prepared under EPA 3550C with concentrations greater than 20 mg/Kg should employ the microtip extraction procedure if required to meet data quality objectives.
6. The analysis of acrolein by EPA 624 must be analyzed within three days of sampling unless pH is adjusted to 4-5 units [40 CFR part 136.3(e)].
7. Method 180.1, The Determination of Turbidity by Nephelometry, recommends samples over 40 NTU be diluted until the turbidity falls below 40 units. Routine samples over 40 NTU may not be diluted as long as the data quality objectives are not affected.
8. Alkalinity results analyzed by EPA 310.2 that are reported by dilution are estimated and are not in compliance with method requirements.

Standard Flags/Abbreviations:

B	A target analyte or common laboratory contaminant was identified in the method blank. Its presence indicates possible field or laboratory contamination.
C	Results Pending Final Confirmation.
E	The data exceeds the upper calibration limit; therefore, the concentration is reported as estimated.
Fail	The result exceeds the regulatory level for Toxicity Characteristic (TCLP) as cited in 40 CFR 261.24 Table 1.
J	The target analyte was positively identified below the reporting limit but greater than the MDL.
MDL	This is the Laboratory Method Detection Limit which is equivalent to the Limit of Detection (LOD). The LOD is the minimum result, which can be reliably discriminated from a blank with a predetermined confidence level. This value will remain constant across multiple similar instrumentation and among different analysts. An LOD is analyte and matrix specific. instrumentation and among different analysts. An LOD is analyte and matrix specific.
ND	Not Detected at or above the reporting limit.
RL	PSS Reporting Limit.
U	Not detected.

PHASE
SEPARATION
SCIENCE

6630 Baltimore National Pike
Baltimore, MD 21228
410-747-8770
800-932-9047
www.phaseonline.com

Explanation of Qualifiers

Project Name: Chester River Hospital Center

PSS Project No.: 22091534

Certifications:

NELAP Certifications: PA 68-03330, VA 460156
State Certifications: MD 179, WV 303
Regulated Soil Permit: P330-12-00268
NSWC USCG Accepted Laboratory
LDBE MWAA LD1997-0041-2015

PHASE SEPARATION SCIENCE

6630 Baltimore National Pike
Baltimore, MD 21228
410-747-8770
800-932-9047
www.phaseonline.com

Certificate of Analysis

Project Name: Chester River Hospital Center
PSS Project No.: 22091534

Sample ID: MW-51 **Date/Time Sampled: 09/15/2022 08:05** **PSS Sample ID: 22091534-001**
Matrix: GROUND WATER **Date/Time Received: 09/15/2022 17:00**

DRO - with silica gel column cleanup
Analytical Method: SW-846 8015C DRO
Preparation Method: SW3510C
Clean up Method: SW846 3630C

	Result	Units	RL	Flag	Dil	Prepared	Analyzed	Analyst
TPH-DRO (Diesel Range Organics)	ND	mg/L	0.10		1	09/21/22	09/21/22 17:58	1069
Surrogate(s)	***Recovery***		***Limits***					
o-Terphenyl	*66*	*%*	*52-100*		*1*	*09/21/22*	*09/21/22 17:58*	*1069*

Sample ID: MW-37 **Date/Time Sampled: 09/15/2022 09:03** **PSS Sample ID: 22091534-002**
Matrix: GROUND WATER **Date/Time Received: 09/15/2022 17:00**

DRO - with silica gel column cleanup
Analytical Method: SW-846 8015C DRO
Preparation Method: SW3510C
Clean up Method: SW846 3630C

	Result	Units	RL	Flag	Dil	Prepared	Analyzed	Analyst
TPH-DRO (Diesel Range Organics)	ND	mg/L	0.10		1	09/21/22	09/21/22 18:31	1069
Surrogate(s)	***Recovery***		***Limits***					
o-Terphenyl	*65*	*%*	*52-100*		*1*	*09/21/22*	*09/21/22 18:31*	*1069*

Sample ID: MW-13 **Date/Time Sampled: 09/15/2022 08:57** **PSS Sample ID: 22091534-003**
Matrix: GROUND WATER **Date/Time Received: 09/15/2022 17:00**

DRO - with silica gel column cleanup
Analytical Method: SW-846 8015C DRO
Preparation Method: SW3510C
Clean up Method: SW846 3630C

	Result	Units	RL	Flag	Dil	Prepared	Analyzed	Analyst
TPH-DRO (Diesel Range Organics)	**0.14**	mg/L	0.10		1	09/21/22	09/21/22 19:00	1069
Surrogate(s)	***Recovery***		***Limits***					
o-Terphenyl	*57*	*%*	*52-100*		*1*	*09/21/22*	*09/21/22 19:00*	*1069*

Sample ID: MW-45 **Date/Time Sampled: 09/15/2022 07:57** **PSS Sample ID: 22091534-004**
Matrix: GROUND WATER **Date/Time Received: 09/15/2022 17:00**

DRO - with silica gel column cleanup
Analytical Method: SW-846 8015C DRO
Preparation Method: SW3510C
Clean up Method: SW846 3630C

	Result	Units	RL	Flag	Dil	Prepared	Analyzed	Analyst
TPH-DRO (Diesel Range Organics)	**0.36**	mg/L	0.10		1	09/21/22	09/21/22 19:41	1069
Surrogate(s)	***Recovery***		***Limits***					
o-Terphenyl	*70*	*%*	*52-100*		*1*	*09/21/22*	*09/21/22 19:41*	*1069*

PHASE SEPARATION SCIENCE

6630 Baltimore National Pike
Baltimore, MD 21228
410-747-8770
800-932-9047
www.phaseonline.com

Certificate of Analysis

Project Name: Chester River Hospital Center
PSS Project No.: 22091534

Sample ID: MW-10R **Date/Time Sampled: 09/15/2022 10:00** **PSS Sample ID: 22091534-006**
Matrix: GROUND WATER **Date/Time Received: 09/15/2022 17:00**

DRO - with silica gel column cleanup — Analytical Method: SW-846 8015C DRO — Preparation Method: SW3510C
Clean up Method: SW846 3630C

	Result	Units	RL	Flag	Dil	Prepared	Analyzed	Analyst
TPH-DRO (Diesel Range Organics)	ND	mg/L	0.10		1	09/21/22	09/21/22 20:09	1069
Surrogate(s)	***Recovery***		***Limits***					
o-Terphenyl	*69*	*%*	*52-100*		*1*	*09/21/22*	*09/21/22 20:09*	*1069*

Sample ID: MW-46 **Date/Time Sampled: 09/15/2022 09:47** **PSS Sample ID: 22091534-007**
Matrix: GROUND WATER **Date/Time Received: 09/15/2022 17:00**

DRO - with silica gel column cleanup — Analytical Method: SW-846 8015C DRO — Preparation Method: SW3510C
Clean up Method: SW846 3630C

	Result	Units	RL	Flag	Dil	Prepared	Analyzed	Analyst
TPH-DRO (Diesel Range Organics)	**0.59**	mg/L	0.10		1	09/21/22	09/21/22 20:39	1069
Surrogate(s)	***Recovery***		***Limits***					
o-Terphenyl	*64*	*%*	*52-100*		*1*	*09/21/22*	*09/21/22 20:39*	*1069*

Sample ID: MW-9 **Date/Time Sampled: 09/15/2022 10:50** **PSS Sample ID: 22091534-010**
Matrix: GROUND WATER **Date/Time Received: 09/15/2022 17:00**

DRO - with silica gel column cleanup — Analytical Method: SW-846 8015C DRO — Preparation Method: SW3510C
Clean up Method: SW846 3630C

	Result	Units	RL	Flag	Dil	Prepared	Analyzed	Analyst
TPH-DRO (Diesel Range Organics)	**0.14**	mg/L	0.10		1	09/21/22	09/21/22 17:58	1069
Surrogate(s)	***Recovery***		***Limits***					
o-Terphenyl	*65*	*%*	*52-100*		*1*	*09/21/22*	*09/21/22 17:58*	*1069*

Sample ID: MW-14 **Date/Time Sampled: 09/15/2022 11:48** **PSS Sample ID: 22091534-011**
Matrix: GROUND WATER **Date/Time Received: 09/15/2022 17:00**

DRO - with silica gel column cleanup — Analytical Method: SW-846 8015C DRO — Preparation Method: SW3510C
Clean up Method: SW846 3630C

	Result	Units	RL	Flag	Dil	Prepared	Analyzed	Analyst
TPH-DRO (Diesel Range Organics)	**0.22**	mg/L	0.10		1	09/21/22	09/21/22 18:31	1069
Surrogate(s)	***Recovery***		***Limits***					
o-Terphenyl	*62*	*%*	*52-100*		*1*	*09/21/22*	*09/21/22 18:31*	*1069*

PHASE SEPARATION SCIENCE

6630 Baltimore National Pike
Baltimore, MD 21228
410-747-8770
800-932-9047
www.phaseonline.com

Certificate of Analysis

Project Name: Chester River Hospital Center
PSS Project No.: 22091534

Sample ID: MW-20 **Date/Time Sampled: 09/15/2022 11:15** **PSS Sample ID: 22091534-012**
Matrix: GROUND WATER **Date/Time Received: 09/15/2022 17:00**

DRO - with silica gel column cleanup — Analytical Method: SW-846 8015C DRO — Preparation Method: SW3510C
Clean up Method: SW846 3630C

	Result	Units	RL	Flag	Dil	Prepared	Analyzed	Analyst
TPH-DRO (Diesel Range Organics)	ND	mg/L	0.10		1	09/21/22	09/21/22 19:00	1069
Surrogate(s)	***Recovery***		***Limits***					
o-Terphenyl	*68*	*%*	*52-100*		*1*	*09/21/22*	*09/21/22 19:00*	*1069*

Sample ID: MW-54 **Date/Time Sampled: 09/15/2022 12:54** **PSS Sample ID: 22091534-014**
Matrix: GROUND WATER **Date/Time Received: 09/15/2022 17:00**

DRO - with silica gel column cleanup — Analytical Method: SW-846 8015C DRO — Preparation Method: SW3510C
Clean up Method: SW846 3630C

	Result	Units	RL	Flag	Dil	Prepared	Analyzed	Analyst
TPH-DRO (Diesel Range Organics)	**0.50**	mg/L	0.10		1	09/21/22	09/21/22 19:41	1069
Surrogate(s)	***Recovery***		***Limits***					
o-Terphenyl	*68*	*%*	*52-100*		*1*	*09/21/22*	*09/21/22 19:41*	*1069*

Sample ID: MW-47 **Date/Time Sampled: 09/15/2022 10:57** **PSS Sample ID: 22091534-015**
Matrix: GROUND WATER **Date/Time Received: 09/15/2022 17:00**

DRO - with silica gel column cleanup — Analytical Method: SW-846 8015C DRO — Preparation Method: SW3510C
Clean up Method: SW846 3630C

	Result	Units	RL	Flag	Dil	Prepared	Analyzed	Analyst
TPH-DRO (Diesel Range Organics)	**0.15**	mg/L	0.10		1	09/21/22	09/21/22 20:09	1069
Surrogate(s)	***Recovery***		***Limits***					
o-Terphenyl	*73*	*%*	*52-100*		*1*	*09/21/22*	*09/21/22 20:09*	*1069*

6630 Baltimore National Pike
Baltimore, MD 21228
410-747-8770
800-932-9047
www.phaseonline.com

Project Name: Chester River Hospital Center

PSS Project No.: 22091534

Any holding time exceedances, deviations from the method specifications, regulatory requirements or variations to the procedures outlined in the PSS Quality Assurance Manual are outlined below.

Matrix spike and matrix spike duplicate analyses may not be performed due to insufficient sample quantity. In these instances, a laboratory control sample and laboratory control sample duplicate are analyzed unless otherwise noted or specified in the method.

Sample Receipt:

All sample receipt conditions were acceptable.

NELAP accreditation was held for all analyses performed unless noted below. See www.phaseonline.com for complete PSS scope of accreditation.

PHASE SEPARATION SCIENCE

6630 Baltimore National Pike
Baltimore, MD 21228
410-747-8770
800-932-9047
www.phaseonline.com

Lab Chronology

Project Name: Chester River Hospital Center
PSS Project No.: 22091534

Method	Client Sample ID	Analysis Type	PSS Sample ID	Mtx	Prep Batch	Analytical Batch	Prepared	Analyzed
SW-846 8015C DRO	MW-9	Initial	22091534-010	W	92434	197514	09/21/2022 11:10	09/21/2022 17:58
	MW-14	Initial	22091534-011	W	92434	197514	09/21/2022 11:10	09/21/2022 18:31
	MW-20	Initial	22091534-012	W	92434	197514	09/21/2022 11:10	09/21/2022 19:00
	MW-54	Initial	22091534-014	W	92434	197514	09/21/2022 11:10	09/21/2022 19:41
	MW-47	Initial	22091534-015	W	92434	197514	09/21/2022 11:10	09/21/2022 20:09
	92434-1-BKS	BKS	92434-1-BKS	W	92434	197514	09/21/2022 11:10	09/21/2022 16:54
	92434-1-BLK	BLK	92434-1-BLK	W	92434	197514	09/21/2022 11:10	09/21/2022 15:34
	92434-1-BSD	BSD	92434-1-BSD	W	92434	197514	09/21/2022 11:10	09/21/2022 17:24
	MW-51	Initial	22091534-001	W	92434	197516	09/21/2022 11:10	09/21/2022 17:58
	MW-37	Initial	22091534-002	W	92434	197516	09/21/2022 11:10	09/21/2022 18:31
	MW-13	Initial	22091534-003	W	92434	197516	09/21/2022 11:10	09/21/2022 19:00
	MW-45	Initial	22091534-004	W	92434	197516	09/21/2022 11:10	09/21/2022 19:41
	MW-10R	Initial	22091534-006	W	92434	197516	09/21/2022 11:10	09/21/2022 20:09
	MW-46	Initial	22091534-007	W	92434	197516	09/21/2022 11:10	09/21/2022 20:39

PHASE SEPARATION SCIENCE

6630 Baltimore National Pike
Baltimore, MD 21228
410-747-8770
800-932-9047
www.phaseonline.com

QC Summary

Project Name Chester River Hospital Center
PSS Project No.: 22091534

Analytical Method: SW-846 8015C DRO Prep Method: SW3510C
Seq Number: 197514 Matrix: Water Date Prep: 09/21/22
MB Sample Id: 92434-1-BLK LCS Sample Id: 92434-1-BKS LCSD Sample Id: 92434-1-BSD

Parameter	MB Result	Spike Amount	LCS Result	LCS %Rec	LCSD Result	LCSD %Rec	Limits	RPD	RPD Limit	Units	Flag
TPH-DRO (Diesel Range Organics)	<0.1000	1.000	0.7255	73	0.7389	74	63-119	2	21	mg/L	

Surrogate	MB %Rec	MB Flag	LCS Result	LCS Flag	LCSD Result	LCSD Flag	Limits	Units
o-Terphenyl	77		77		90		52-100	%

F = RPD exceeded the laboratory control limits
X = Recovery of MS, MSD or both outside of QC Criteria
H= Recovery of BS,BSD or both exceeded the laboratory control limits
L = Recovery of BS,BSD or both below the laboratory control limits

Analytical Method: SW-846 8015C DRO
Seq Number: 197514 Matrix: Water
CCV Sample Id: CCV-R1 Analyzed Date: 09/21/22 12:58

Parameter	Spike Amount	CCV Result	CCV %Rec	Limits	Units	Flag
TPH-DRO (Diesel Range Organics)	2500	2964	119	80-120	mg/L	

Surrogate	CCV Result	Limits	Units	Flag
o-Terphenyl	109	80-120	%	

Analytical Method: SW-846 8015C DRO
Seq Number: 197516 Matrix: Water
CCV Sample Id: CCV-F1 Analyzed Date: 09/21/22 12:58

Parameter	Spike Amount	CCV Result	CCV %Rec	Limits	Units	Flag
TPH-DRO (Diesel Range Organics)	2500	2651	106	80-120	mg/L	

Surrogate	CCV Result	Limits	Units	Flag
o-Terphenyl	97	80-120	%	

Analytical Method: SW-846 8015C DRO
Seq Number: 197514 Matrix: Water
CCV Sample Id: CCV-R2 Analyzed Date: 09/21/22 22:04

Parameter	Spike Amount	CCV Result	CCV %Rec	Limits	Units	Flag
TPH-DRO (Diesel Range Organics)	2500	2408	96	80-120	mg/L	

Surrogate	CCV Result	Limits	Units	Flag
o-Terphenyl	85	80-120	%	

Analytical Method: SW-846 8015C DRO
Seq Number: 197516 Matrix: Water
CCV Sample Id: CCV-F2 Analyzed Date: 09/21/22 22:04

Parameter	Spike Amount	CCV Result	CCV %Rec	Limits	Units	Flag
TPH-DRO (Diesel Range Organics)	2500	2647	106	80-120	mg/L	

Surrogate	CCV Result	Limits	Units	Flag
o-Terphenyl	96	80-120	%	

PHASE SEPARATION SCIENCE

6630 Baltimore National Pike
Baltimore, MD 21228
410-747-8770
800-932-9047
www.phaseonline.com

QC Summary

Project Name Chester River Hospital Center
PSS Project No.: 22091534

Analytical Method: SW-846 8015C DRO

Seq Number: 196855 Matrix: Water
Parent Sample Id: ICV-01 ICV Sample Id: ICV-01 Analyzed Date: 08/31/22 17:37

Parameter	Spike Amount	ICV Result	ICV %Rec	Limits	Units	Flag
TPH-DRO (Diesel Range Organics)	2500	2997	120	80-120	mg/L	

Surrogate	ICV Result	Limits	Units	Flag
o-Terphenyl	114	80-120	%	

Analytical Method: SW-846 8015C DRO

Seq Number: 196856 Matrix: Water
Parent Sample Id: ICV-01 ICV Sample Id: ICV-01 Analyzed Date: 08/31/22 17:37

Parameter	Spike Amount	ICV Result	ICV %Rec	Limits	Units	Flag
TPH-DRO (Diesel Range Organics)	2500	2783	111	80-120	mg/L	

Surrogate	ICV Result	Limits	Units	Flag
o-Terphenyl	105	80-120	%	

X = Recovery outside of QC Criteria

PHASE SEPARATION SCIENCE

CHAIN OF CUSTODY FORM

All fields must be completed accurately. Shaded sections for lab use only.

www.phaseonline.com ~ info@phaseonline.com

6630 Baltimore National Pike • Suite 103-A • Baltimore, Maryland 21228 • (410) 747-8770 • (800) 932-9047

① PSS CLIENT: Gannett Fleming, Inc OFFICE LOCATION: Baltimore

BILL TO (if different): PHONE #: 443-562-1292

CONTACT: Steve Slatnick EMAIL: sslatnick@gfnet.com

PROJECT NAME: Chester River Hospital Center PROJECT #: 67688

SITE LOCATION: Chestertown, MD P.O. #: 67688

SAMPLER(S): S+S Tech DW CERT #:

PSS Work Order #: 22091531 22091534 PAGE 3 OF 4

Matrix Codes: SW=Surface Water DW=Drinking Water GW=Ground Water WW=Waste Water O=Oil S=Soil SOL=Solid A=Air WI=Wipe

Preservatives Use Codes: 6 | 6 | 1,6 | 6

Analysis/Method Required ③

Preservative Codes: 1 - HCL, 2 - H_2SO_4, 3 - HNO_3, 4 - NaOH, 5 - E624KIT, 6 - ICE, 7 - Sodium Thiosulfate, 8 - Ascorbic Acid, 9 - TerraCore Kit

②

PSS ID	SAMPLE IDENTIFICATION	DATE SAMPLED	TIME SAMPLED	MATRIX Use Codes	# OF CONTAINERS	SAMPLE TYPE: C=COMPOSITE G=GRAB	8015B (DRO)	3630 (DRO using	Silica Gel Cleanup)	8260 (VOCs,	fuel oxygenates,	& naphthalene)	E300.0 Nitrate			
1	MW-51	9/15/22	0805	GW	5	G	X	X		X			X			
2	MW-37		0903	GW	5	G	X	X		X			X			
3	MW-13		0857	GW	4	G	X	X		X						
4	MW-45		0757	GW	4	G	X	X		X						
5	MW-52		0830	GW	4	G	X			X						
6	MW-10R		1000	GW	5	G	X	X		X			X			
7	MW-46		0947	GW	4	G	X	X		X						
8	MW-56		1025	GW	4	G	X			X						
9	MW-35		0925	GW	4	G	X			X						
10	MW-9		1050	GW	5	G	X	X		X			X			

⑤

Relinquished By:	Date	Time	Received By:
(1) [signature]	9/15/22	1455	[signature]
(2) [signature]	09/15/22	1700	[signature]
(3)			
(4)			

④ Requested TAT (One TAT per COC): ☒ 5-Day ☐ 3-Day ☐ 2-Day ☐ Next Day ☐ Emergency ☐ Other

STATE RESULTS REPORTED TO: ☒ MD ☐ DE ☐ PA ☐ VA ☐ WV ☐ OTHER

COMPLIANCE? ☐ DW ☐ WW

EDD FORMAT TYPE

Ice Present: Present

Custody Seal: N/A

Coolers: 8 Temp: 2.1-5.8°C

Shipping Carrier: TTE

Special Instructions: CC: Keith Klemm (kklemm@gfnet.com)

This chain of custody is a legal document. The client (PSS Client), by signing, or having client's agent sign, this "Chain of Custody Form", agrees to pay for the above requested services per the latest version of the Service Brochure or PSS-provided quotation including any and all attorney's or other reasonable fees if collection becomes necessary.

PHASE SEPARATION SCIENCE

CHAIN OF CUSTODY FORM

All fields must be completed accurately. Shaded sections for lab use only.

www.phaseonline.com ~ info@phaseonline.com

6630 Baltimore National Pike • Suite 103-A • Baltimore, Maryland 21228 • (410) 747-8770 • (800) 932-9047

①

PSS CLIENT: Gannett Fleming, Inc — OFFICE LOCATION: Baltimore

BILL TO (if different): — PHONE #: 443-562-1292

CONTACT: Steve Slatnick — EMAIL: sslatnick@gfnet.com

PROJECT NAME: Chester River Hospital Center — PROJECT #: 67688

SITE LOCATION: Chestertown, MD — P.O. #: 67688

SAMPLER(S): S+S Tech — DW CERT #:

PSS Work Order #: 22091531

PAGE 4 OF 4

Matrix Codes: SW=Surface Water DW=Drinking Water GW=Ground Water WW=Waste Water O=Oil S=Soil SOL=Solid A=Air WI=Wipe

②

PSS ID	SAMPLE IDENTIFICATION	DATE SAMPLED	TIME SAMPLED	MATRIX Use Codes	# OF CONTAINERS	SAMPLE TYPE: C=COMPOSITE G=GRAB			8015B (DRO)	3630 (DRO using	Silica Gel Cleanup)	8260 (VOCs,	fuel oxygenates,	& naphthalene)	E300.0 Nitrate			
							Preservatives Use Codes		6	6		1,6			6			
							Analysis/ Method Required ③											
11	MW-14	9/15/22	1148	GW	4	G			X	X		X						
12	MW-20	↓	1145	GW	4	G			X	X		X						
13	MW-19	↓	1200	GW	4	G			X			X						
14	MW-54	↓	1254	GW	4	G			X	X		X						
15	MW-47	✓	1057	GW	4	G			X	X		X						
				GW		G												
				GW		G												
				GW		G												
				GW		G												
				GW		G												

Preservative Codes
1 - HCL
2 - H_2SO_4
3 - HNO_3
4 - NaOH
5 - E624KIT
6 - ICE
7 - Sodium Thiosulfate
8 - Ascorbic Acid
9 - TerraCore Kit

⑤

Relinquished By:	Date	Time	Received By:
(1) K. Klemm	9/15/22	1455	Dan Carter
(2) Dan Carter	09/15/22	1700	[illegible]
(3)			
(4)			

④

Requested TAT (One TAT per COC): ☒ 5-Day ☐ 3-Day ☐ 2-Day ☐ Next Day ☐ Emergency ☐ Other

STATE RESULTS REPORTED TO: ☒ MD ☐ DE ☐ PA ☐ VA ☐ WV ☐ OTHER

COMPLIANCE? ☐ DW ☐ WW

EDD FORMAT TYPE

Ice Present: Present

Custody Seal: N/A

Coolers: 8 Temp: 2.1-5.8°C

Shipping Carrier: TTE

Special Instructions:

CC: Keith Klemm (kklemm@gfnet.com)

This chain of custody is a legal document. The client (PSS Client), by signing, or having client's agent sign, this "Chain of Custody Form", agrees to pay for the above requested services per the latest version of the Service Brochure or PSS-provided quotation including any and all attorney's or other reasonable fees if collection becomes necessary.

PHASE SEPARATION SCIENCE

6630 Baltimore National Pike
Baltimore, MD 21228
410-747-8770
800-932-9047
www.phaseonline.com

Sample Receipt Checklist

Project Name: Chester River Hospital Center
PSS Project No.: 22091534

Client Name	Gannett Fleming, Inc.	**Received By**	Jillian Chapman
Disposal Date	10/20/2022	**Date Received**	09/15/2022 05:00:00 PM
		Delivered By	Trans Time Express
		Tracking No	Not Applicable
		Logged In By	Jillian Chapman

Shipping Container(s)

No. of Coolers 8

		Ice	Present
Custody Seal(s) Intact?	N/A	Temp (deg C)	5.8
Seal(s) Signed / Dated?	N/A	Temp Blank Present	No

Documentation

		Sampler Name	S+S Tech
COC agrees with sample labels?	Yes	MD DW Cert. No.	N/A
Chain of Custody	Yes		

Sample Container

		Custody Seal(s) Intact?	Not Applicable
Appropriate for Specified Analysis?	Yes	Seal(s) Signed / Dated	Not Applicable
Intact?	Yes		
Labeled and Labels Legible?	Yes		

Holding Time

		Total No. of Samples Received	11
All Samples Received Within Holding Time(s)?	Yes	Total No. of Containers Received	11

Preservation

Total Metals	(pH<2)	N/A
Dissolved Metals, filtered within 15 minutes of collection	(pH<2)	N/A
Orthophosphorus, filtered within 15 minutes of collection		N/A
Cyanides	(pH>12)	N/A
Sulfide	(pH>9)	N/A
TOC, DOC (field filtered), COD, Phenols	(pH<2)	N/A
TOX, TKN, NH3, Total Phos	(pH<2)	N/A
VOC, BTEX (VOA Vials Rcvd Preserved)	(pH<2)	N/A
Do VOA vials have zero headspace?		N/A
624 VOC (Rcvd at least one unpreserved VOA vial)		N/A
524 VOC (Rcvd with trip blanks)	(pH<2)	N/A

Comments: (Any "No" response must be detailed in the comments section below.)

For any improper preservation conditions, list sample ID, preservative added (reagent ID number) below as well as documentation of any client notification as well as client instructions. Samples for pH, chlorine and dissolved oxygen should be analyzed as soon as possible, preferably in the field at the time of sampling. Samples which require thermal preservation shall be considered acceptable when received at a temperature above freezing to 6°C. Samples that are hand delivered on the day that they are collected may not meet these criteria but shall be considered acceptable if there is evidence that the chilling process has begun such as arrival on ice.

Samples Inspected/Checklist Completed By: Jillian Chapman — Date: 09/16/2022

PM Review and Approval: Lynn Jackson — Date: 09/16/2022

Appendix D

Mann-Kendall Analyses Results (2-Year and 40 Datapoint Set)

Table 6 - Summary of Mann-Kendall Analysis (Most Recent Two Years of Data)
Groundwater Concentration Trends
3rd Quarter Report - 2022
Chester River Hospital Center
100 Brown Street, Chestertown, MD 21620

Well	Benzene	TPH-DRO	Naphthalene	TPH-DRO w/ SGC
MW-9		No Trend		Decreasing
MW-11				
MW-13		Probably Increasing		No Trend
MW-14		Probably Decreasing	Decreasing	No Trend
MW-20		Decreasing		Stable
MW-22		Stable	Stable	
MW-37		Stable		Decreasing
MW-41		Decreasing	Stable	Stable
MW-43		Stable		Decreasing
MW-45		Probably Decreasing		No Trend
MW-46		Stable	Decreasing	No Trend
MW-47	Stable	Decreasing	Decreasing	Decreasing
MW-53		Decreasing	Decreasing	Stable
MW-54		No Trend	Decreasing	Stable
RW-2D		No Trend	Stable	
RW-4			Probably Increasing	
RW-5		No Trend	No Trend	
RW-6			Stable	
	Total = 1	Total = 15	Total = 11	Total = 12

Notes:
Gray table cell indicates less than four numeric values available for analysis.

***S* Statistic**	***Confidence In Trend***	***Trend***
S > 0	*CF > 95%*	*Increasing*
S > 0	*95% ≥ CF ≥ 90%*	*Probably Increasing*
S > 0	*CF < 90%*	*No Trend*
S ≤ 0	*CF < 90% and COV ≥ 1*	*No Trend*
S ≤ 0	*CF < 90% and COV < 1*	*Stable*
S < 0	*95% ≥ CF ≥ 90%*	*Probably Decreasing*
S < 0	*CF > 95%*	*Decreasing*

GANNETT FLEMING

GSI MANN-KENDALL TOOLKIT
for Constituent Trend Analysis

Evaluation Date:	29-Sep-22	Job ID:	072747
Facility Name:	Shore Health Hospital Remediation	Constituent:	Benzene
Conducted By:	KK	Concentration Units:	ug/L

Sampling Point ID: MW-47

Sampling Event	Sampling Date	BENZENE CONCENTRATION (ug/L)						
1	16-Jul-20	3.9						
2	23-Oct-20	6.1						
3	11-Jan-21	5.1						
4	30-Apr-21	2.1						
5	29-Jul-21	1.5						
6	14-Oct-21	<1.0						
7	21-Feb-22	<1.0						
8	9-May-22	<1.0						
9	9-Jun-22	<1.0						
10	13-Jul-22	<1.0						
11	25-Aug-22	<1.0						
12	15-Sep-22	<1.0						
13								
14								
15								
16								
17								
18								
19								
20								
Coefficient of Variation:		0.52						
Mann-Kendall Statistic (S):		-6						
Confidence Factor:		88.3%						
Concentration Trend:		Stable						

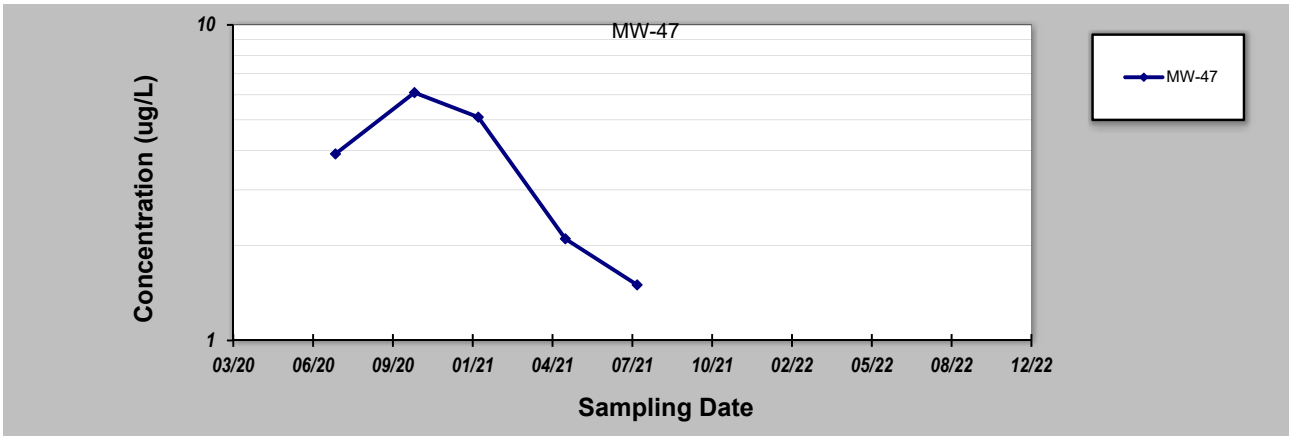

Notes:

1. At least four independent sampling events per well are required for calculating the trend. *Methodology is valid for 4 to 40 samples.*
2. Confidence in Trend = Confidence (in percent) that constituent concentration is increasing (S>0) or decreasing (S<0): >95% = Increasing or Decreasing; ≥ 90% = Probably Increasing or Probably Decreasing; < 90% and S>0 = No Trend; < 90%, S≤0, and COV ≥ 1 = No Trend; < 90% and COV < 1 = Stable.
3. Methodology based on "MAROS: A Decision Support System for Optimizing Monitoring Plans", J.J. Aziz, M. Ling, H.S. Rifai, C.J. Newell, and J.R. Gonzales, *Ground Water*, 41(3):355-367, 2003.

DISCLAIMER: *The GSI Mann-Kendall Toolkit is available "as is". Considerable care has been exercised in preparing this software product; however, no party, including without limitation GSI Environmental Inc., makes any representation or warranty regarding the accuracy, correctness, or completeness of the information contained herein, and no such party shall be liable for any direct, indirect, consequential, incidental or other damages resulting from the use of this product or the information contained herein. Information in this publication is subject to change without notice. GSI Environmental Inc., disclaims any responsibility or obligation to update the information contained herein.*

GSI Environmental Inc., www.gsi-net.com

GSI MANN-KENDALL TOOLKIT
for Constituent Trend Analysis

Evaluation Date:	29-Sep-22	Job ID:	072747
Facility Name:	Shore Health Hospital Remediation	Constituent:	TPH-DRO
Conducted By:	KK	Concentration Units:	mg/L

Sampling Point ID:	MW-9						
Sampling Event	**Sampling Date**	**TPH-DRO CONCENTRATION (mg/L)**					
1	16-Jul-20	1.2					
2	22-Oct-20	0.16					
3	14-Jan-21	0.15					
4	29-Apr-21	0.2					
5	29-Jul-21	<0.10					
6	13-Oct-21	0.13					
7	21-Feb-22	0.34					
8	9-May-22	0.26					
9	8-Jun-22	0.39					
10	13-Jul-22	0.2					
11	24-Aug-22	0.47					
12	15-Sep-22	0.35					
13							
14							
15							
16							
17							
18							
19							
20							
Coefficient of Variation:		0.86					
Mann-Kendall Statistic (S):		14					
Confidence Factor:		84.0%					
Concentration Trend:		No Trend					

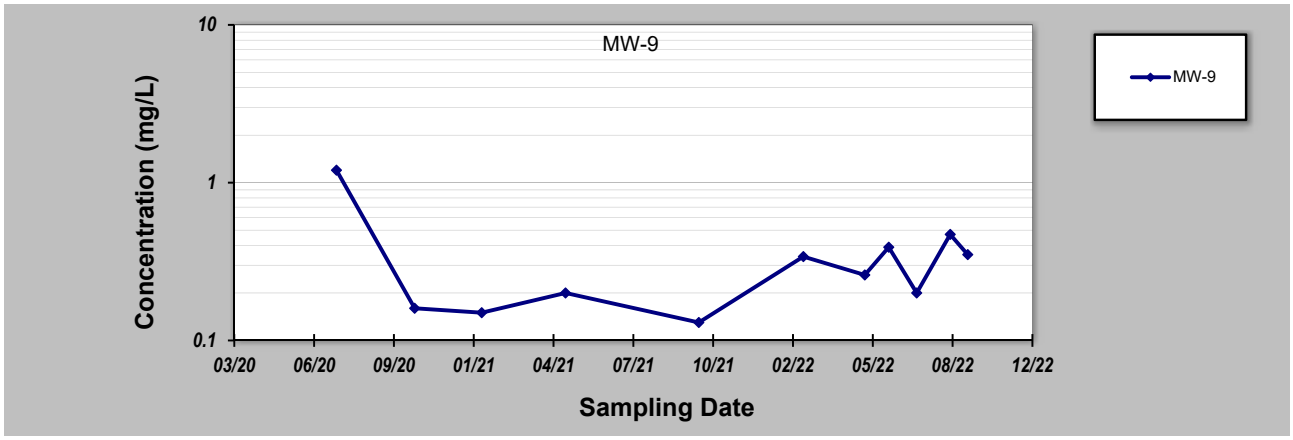

Notes:

1. At least four independent sampling events per well are required for calculating the trend. *Methodology is valid for 4 to 40 samples.*
2. Confidence in Trend = Confidence (in percent) that constituent concentration is increasing (S>0) or decreasing (S<0): >95% = Increasing or Decreasing; ≥ 90% = Probably Increasing or Probably Decreasing; < 90% and S>0 = No Trend; < 90%, S≤0, and COV ≥ 1 = No Trend; < 90% and COV < 1 = Stable.
3. Methodology based on "MAROS: A Decision Support System for Optimizing Monitoring Plans", J.J. Aziz, M. Ling, H.S. Rifai, C.J. Newell, and J.R. Gonzales, *Ground Water*, 41(3):355-367, 2003.

DISCLAIMER: *The GSI Mann-Kendall Toolkit is available "as is". Considerable care has been exercised in preparing this software product; however, no party, including without limitation GSI Environmental Inc., makes any representation or warranty regarding the accuracy, correctness, or completeness of the information contained herein, and no such party shall be liable for any direct, indirect, consequential, incidental or other damages resulting from the use of this product or the information contained herein. Information in this publication is subject to change without notice. GSI Environmental Inc., disclaims any responsibility or obligation to update the information contained herein.*

GSI Environmental Inc., www.gsi-net.com

GSI MANN-KENDALL TOOLKIT
for Constituent Trend Analysis

Evaluation Date:	29-Sep-22	Job ID:	072747
Facility Name:	Shore Health Hospital Remediation	Constituent:	TPH-DRO
Conducted By:	KK	Concentration Units:	mg/L

Sampling Point ID:	MW-13						
Sampling Event	**Sampling Date**	**TPH-DRO CONCENTRATION (mg/L)**					
1	16-Jul-20	2.8					
2	22-Oct-20	2.8					
3	11-Jan-21	2.2					
4	29-Apr-21	5.1					
5	29-Jul-21	3					
6	14-Oct-21	5.2					
7	21-Feb-22	7.6					
8	9-May-22	4.6					
9	9-Jun-22	5					
10	13-Jul-22	2.3					
11	24-Aug-22	6.4					
12	15-Sep-22	5					
13							
14							
15							
16							
17							
18							
19							
20							
Coefficient of Variation:		0.40					
Mann-Kendall Statistic (S):		20					
Confidence Factor:		90.2%					
Concentration Trend:		Prob. Increasing					

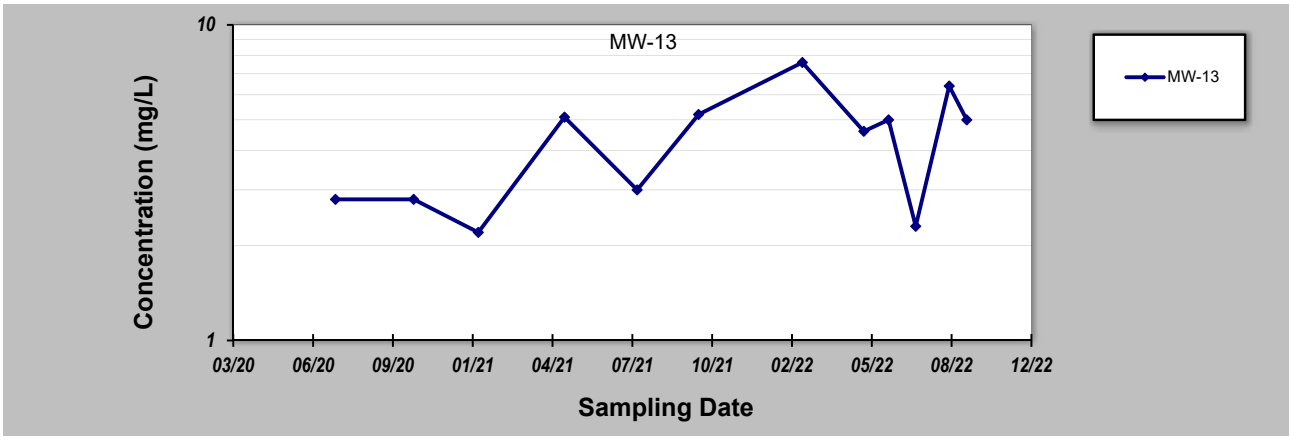

Notes:

1. At least four independent sampling events per well are required for calculating the trend. *Methodology is valid for 4 to 40 samples.*
2. Confidence in Trend = Confidence (in percent) that constituent concentration is increasing (S>0) or decreasing (S<0): >95% = Increasing or Decreasing; ≥ 90% = Probably Increasing or Probably Decreasing; < 90% and S>0 = No Trend; < 90%, S≤0, and COV ≥ 1 = No Trend; < 90% and COV < 1 = Stable.
3. Methodology based on "MAROS: A Decision Support System for Optimizing Monitoring Plans", J.J. Aziz, M. Ling, H.S. Rifai, C.J. Newell, and J.R. Gonzales, *Ground Water*, 41(3):355-367, 2003.

DISCLAIMER: *The GSI Mann-Kendall Toolkit is available "as is". Considerable care has been exercised in preparing this software product; however, no party, including without limitation GSI Environmental Inc., makes any representation or warranty regarding the accuracy, correctness, or completeness of the information contained herein, and no such party shall be liable for any direct, indirect, consequential, incidental or other damages resulting from the use of this product or the information contained herein. Information in this publication is subject to change without notice. GSI Environmental Inc., disclaims any responsibility or obligation to update the information contained herein.*

GSI Environmental Inc., www.gsi-net.com

GSI MANN-KENDALL TOOLKIT
for Constituent Trend Analysis

Evaluation Date:	29-Sep-22	Job ID:	072747
Facility Name:	Shore Health Hospital Remediation	Constituent:	TPH-DRO
Conducted By:	KK	Concentration Units:	mg/L

Sampling Point ID:	MW-14						
Sampling Event	**Sampling Date**	**TPH-DRO CONCENTRATION (mg/L)**					
1	16-Jul-20	4.9					
2	23-Oct-20	1.6					
3	11-Jan-21	0.77					
4	30-Apr-21	1.4					
5	29-Jul-21	0.21					
6	14-Oct-21	0.58					
7	21-Feb-22	1.2					
8	9-May-22	1.2					
9	9-Jun-22	0.55					
10	13-Jul-22	0.3					
11	25-Aug-22	1.4					
12	15-Sep-22	0.61					
13							
14							
15							
16							
17							
18							
19							
20							
Coefficient of Variation:		1.01					
Mann-Kendall Statistic (S):		-22					
Confidence Factor:		92.4%					
Concentration Trend:		Prob. Decreasing					

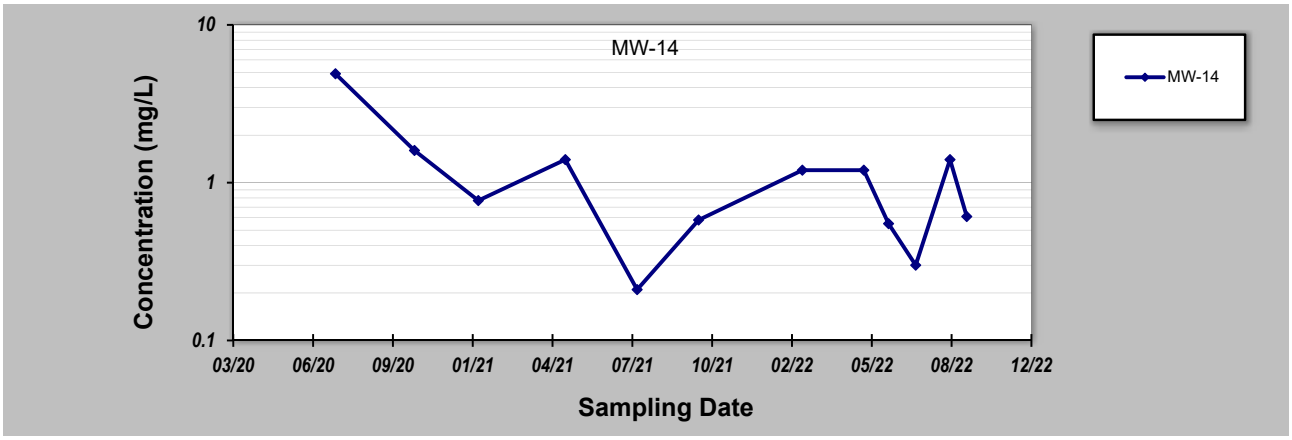

Notes:

1. At least four independent sampling events per well are required for calculating the trend. *Methodology is valid for 4 to 40 samples.*
2. Confidence in Trend = Confidence (in percent) that constituent concentration is increasing (S>0) or decreasing (S<0): >95% = Increasing or Decreasing; ≥ 90% = Probably Increasing or Probably Decreasing; < 90% and S>0 = No Trend; < 90%, S≤0, and COV ≥ 1 = No Trend; < 90% and COV < 1 = Stable.
3. Methodology based on "MAROS: A Decision Support System for Optimizing Monitoring Plans", J.J. Aziz, M. Ling, H.S. Rifai, C.J. Newell, and J.R. Gonzales, *Ground Water*, 41(3):355-367, 2003.

DISCLAIMER: *The GSI Mann-Kendall Toolkit is available "as is". Considerable care has been exercised in preparing this software product; however, no party, including without limitation GSI Environmental Inc., makes any representation or warranty regarding the accuracy, correctness, or completeness of the information contained herein, and no such party shall be liable for any direct, indirect, consequential, incidental or other damages resulting from the use of this product or the information contained herein. Information in this publication is subject to change without notice. GSI Environmental Inc., disclaims any responsibility or obligation to update the information contained herein.*

GSI Environmental Inc., www.gsi-net.com

GSI MANN-KENDALL TOOLKIT
for Constituent Trend Analysis

Evaluation Date:	29-Sep-22	Job ID:	072747
Facility Name:	Shore Health Hospital Remediation	Constituent:	TPH-DRO
Conducted By:	KK	Concentration Units:	mg/L

Sampling Point ID:	MW-20						
Sampling Event	**Sampling Date**	**TPH-DRO CONCENTRATION (mg/L)**					
1	16-Jul-20	2.8					
2	20-Oct-20	1.8					
3	11-Jan-21	1.8					
4	27-Apr-21	1					
5	29-Jul-21	1.6					
6	12-Oct-21	2.2					
7	21-Feb-22	2.2					
8	9-May-22	0.93					
9	9-Jun-22	0.7					
10	13-Jul-22	1.3					
11	23-Aug-22	0.99					
12	15-Sep-22	1.4					
13							
14							
15							
16							
17							
18							
19							
20							
Coefficient of Variation:		0.40					
Mann-Kendall Statistic (S):		-26					
Confidence Factor:		95.7%					
Concentration Trend:		Decreasing					

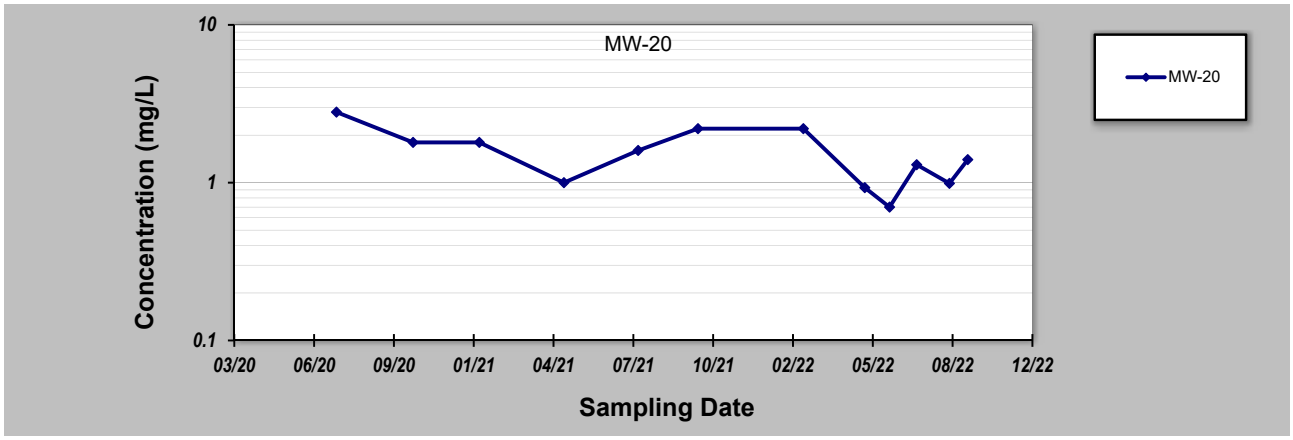

Notes:

1. At least four independent sampling events per well are required for calculating the trend. *Methodology is valid for 4 to 40 samples.*
2. Confidence in Trend = Confidence (in percent) that constituent concentration is increasing (S>0) or decreasing (S<0): >95% = Increasing or Decreasing; ≥ 90% = Probably Increasing or Probably Decreasing; < 90% and S>0 = No Trend; < 90%, S≤0, and COV ≥ 1 = No Trend; < 90% and COV < 1 = Stable.
3. Methodology based on "MAROS: A Decision Support System for Optimizing Monitoring Plans", J.J. Aziz, M. Ling, H.S. Rifai, C.J. Newell, and J.R. Gonzales, *Ground Water*, 41(3):355-367, 2003.

DISCLAIMER: *The GSI Mann-Kendall Toolkit is available "as is". Considerable care has been exercised in preparing this software product; however, no party, including without limitation GSI Environmental Inc., makes any representation or warranty regarding the accuracy, correctness, or completeness of the information contained herein, and no such party shall be liable for any direct, indirect, consequential, incidental or other damages resulting from the use of this product or the information contained herein. Information in this publication is subject to change without notice. GSI Environmental Inc., disclaims any responsibility or obligation to update the information contained herein.*

GSI Environmental Inc., www.gsi-net.com

GSI MANN-KENDALL TOOLKIT
for Constituent Trend Analysis

Evaluation Date:	29-Sep-22	Job ID:	072747
Facility Name:	Shore Health Hospital Remediation	Constituent:	TPH-DRO
Conducted By:	KK	Concentration Units:	mg/L

Sampling Point ID:	MW-22						
Sampling Event	**Sampling Date**	**TPH-DRO CONCENTRATION (mg/L)**					
1	16-Jul-20	0.12					
2	22-Oct-20	0.11					
3	11-Jan-21	<0.10					
4	29-Apr-21	0.12					
5	29-Jul-21	<0.10					
6	14-Oct-21	0.11					
7	21-Feb-22	0.12					
8	9-May-22	<0.10					
9	24-Aug-22	<0.10					
10							
11							
12							
13							
14							
15							
16							
17							
18							
19							
20							
Coefficient of Variation:		0.05					
Mann-Kendall Statistic (S):		0					
Confidence Factor:		40.8%					
Concentration Trend:		Stable					

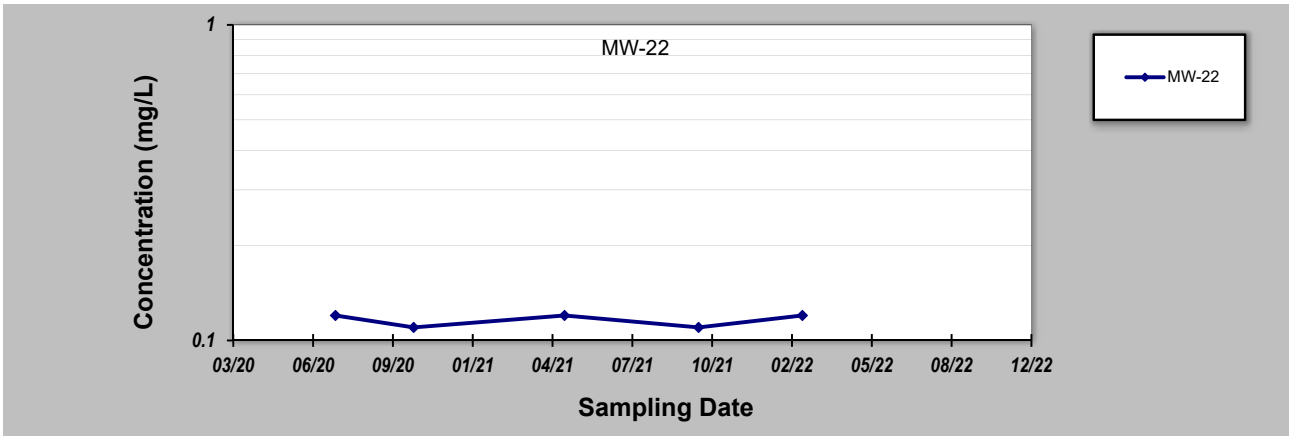

Notes:

1. At least four independent sampling events per well are required for calculating the trend. *Methodology is valid for 4 to 40 samples.*
2. Confidence in Trend = Confidence (in percent) that constituent concentration is increasing (S>0) or decreasing (S<0): >95% = Increasing or Decreasing; ≥ 90% = Probably Increasing or Probably Decreasing; < 90% and S>0 = No Trend; < 90%, S≤0, and COV ≥ 1 = No Trend; < 90% and COV < 1 = Stable.
3. Methodology based on "MAROS: A Decision Support System for Optimizing Monitoring Plans", J.J. Aziz, M. Ling, H.S. Rifai, C.J. Newell, and J.R. Gonzales, *Ground Water*, 41(3):355-367, 2003.

DISCLAIMER: *The GSI Mann-Kendall Toolkit is available "as is". Considerable care has been exercised in preparing this software product; however, no party, including without limitation GSI Environmental Inc., makes any representation or warranty regarding the accuracy, correctness, or completeness of the information contained herein, and no such party shall be liable for any direct, indirect, consequential, incidental or other damages resulting from the use of this product or the information contained herein. Information in this publication is subject to change without notice. GSI Environmental Inc., disclaims any responsibility or obligation to update the information contained herein.*

GSI Environmental Inc., www.gsi-net.com

GSI MANN-KENDALL TOOLKIT
for Constituent Trend Analysis

Evaluation Date:	29-Sep-22	Job ID:	072747
Facility Name:	Shore Health Hospital Remediation	Constituent:	TPH-DRO
Conducted By:	KK	Concentration Units:	mg/L

Sampling Point ID:	MW-37						
Sampling Event	**Sampling Date**	**TPH-DRO CONCENTRATION (mg/L)**					
1	16-Jul-20	1.1					
2	21-Oct-20	0.24					
3	11-Jan-21	0.11					
4	28-Apr-21	0.24					
5	28-Jul-21	0.24					
6	13-Oct-21	0.2					
7	21-Feb-22	0.27					
8	9-May-22	0.28					
9	8-Jun-22	0.22					
10	13-Jul-22	0.14					
11	23-Aug-22	0.23					
12	15-Sep-22	0.34					
13							
14							
15							
16							
17							
18							
19							
20							
Coefficient of Variation:		0.86					
Mann-Kendall Statistic (S):		-1					
Confidence Factor:		50.0%					
Concentration Trend:		Stable					

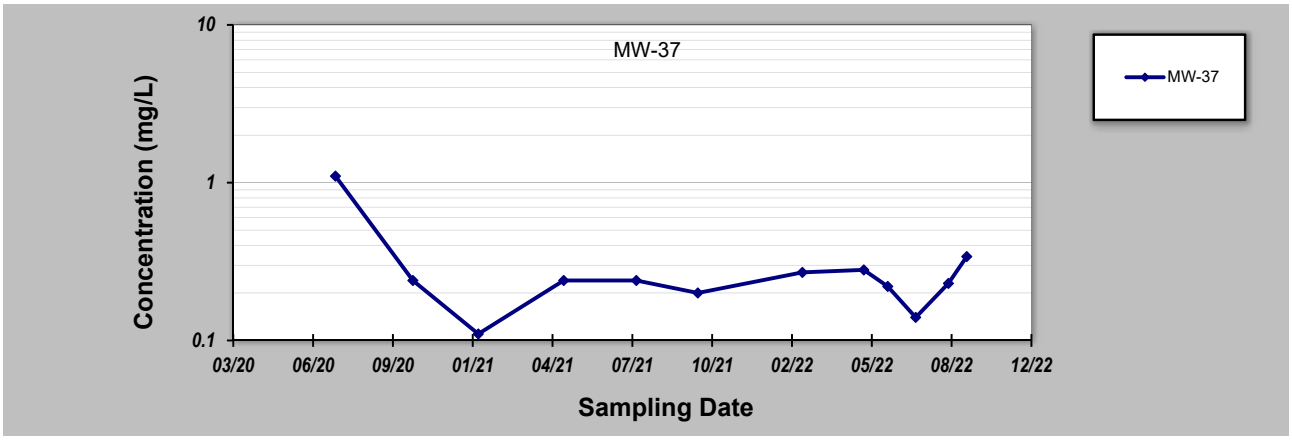

Notes:

1. At least four independent sampling events per well are required for calculating the trend. *Methodology is valid for 4 to 40 samples.*
2. Confidence in Trend = Confidence (in percent) that constituent concentration is increasing (S>0) or decreasing (S<0): >95% = Increasing or Decreasing; ≥ 90% = Probably Increasing or Probably Decreasing; < 90% and S>0 = No Trend; < 90%, S≤0, and COV ≥ 1 = No Trend; < 90% and COV < 1 = Stable.
3. Methodology based on "MAROS: A Decision Support System for Optimizing Monitoring Plans", J.J. Aziz, M. Ling, H.S. Rifai, C.J. Newell, and J.R. Gonzales, *Ground Water*, 41(3):355-367, 2003.

DISCLAIMER: *The GSI Mann-Kendall Toolkit is available "as is". Considerable care has been exercised in preparing this software product; however, no party, including without limitation GSI Environmental Inc., makes any representation or warranty regarding the accuracy, correctness, or completeness of the information contained herein, and no such party shall be liable for any direct, indirect, consequential, incidental or other damages resulting from the use of this product or the information contained herein. Information in this publication is subject to change without notice. GSI Environmental Inc., disclaims any responsibility or obligation to update the information contained herein.*

GSI Environmental Inc., www.gsi-net.com

GSI MANN-KENDALL TOOLKIT
for Constituent Trend Analysis

Evaluation Date:	29-Sep-22	Job ID:	072747
Facility Name:	Shore Health Hospital Remediation	Constituent:	TPH-DRO
Conducted By:	KK	Concentration Units:	mg/L

Sampling Point ID:	MW-41						
Sampling Event	**Sampling Date**	**TPH-DRO CONCENTRATION (mg/L)**					
1	16-Jul-20	0.78					
2	23-Oct-20	0.63					
3	11-Jan-21	0.63					
4	30-Apr-21	0.27					
5	29-Jul-21	0.11					
6	14-Oct-21	<0.10					
7	21-Feb-22	<0.10					
8	9-May-22	<0.10					
9	25-Aug-22	0.2					
10							
11							
12							
13							
14							
15							
16							
17							
18							
19							
20							
Coefficient of Variation:		0.63					
Mann-Kendall Statistic (S):		-12					
Confidence Factor:		98.2%					
Concentration Trend:		Decreasing					

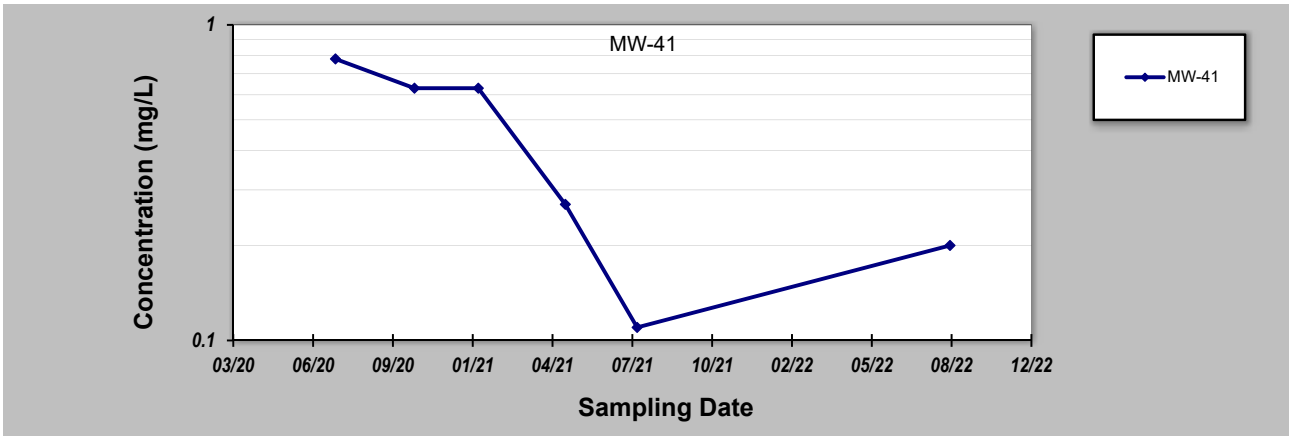

Notes:

1. At least four independent sampling events per well are required for calculating the trend. *Methodology is valid for 4 to 40 samples.*
2. Confidence in Trend = Confidence (in percent) that constituent concentration is increasing (S>0) or decreasing (S<0): >95% = Increasing or Decreasing; ≥ 90% = Probably Increasing or Probably Decreasing; < 90% and S>0 = No Trend; < 90%, S≤0, and COV ≥ 1 = No Trend; < 90% and COV < 1 = Stable.
3. Methodology based on "MAROS: A Decision Support System for Optimizing Monitoring Plans", J.J. Aziz, M. Ling, H.S. Rifai, C.J. Newell, and J.R. Gonzales, *Ground Water*, 41(3):355-367, 2003.

DISCLAIMER: *The GSI Mann-Kendall Toolkit is available "as is". Considerable care has been exercised in preparing this software product; however, no party, including without limitation GSI Environmental Inc., makes any representation or warranty regarding the accuracy, correctness, or completeness of the information contained herein, and no such party shall be liable for any direct, indirect, consequential, incidental or other damages resulting from the use of this product or the information contained herein. Information in this publication is subject to change without notice. GSI Environmental Inc., disclaims any responsibility or obligation to update the information contained herein.*

GSI Environmental Inc., www.gsi-net.com

GSI MANN-KENDALL TOOLKIT
for Constituent Trend Analysis

Evaluation Date:	29-Sep-22	Job ID:	072747
Facility Name:	Shore Health Hospital Remediation	Constituent:	TPH-DRO
Conducted By:	KK	Concentration Units:	mg/L

Sampling Point ID:	MW-43						
Sampling Event	**Sampling Date**	**TPH-DRO CONCENTRATION (mg/L)**					
1	16-Jul-20	6.3					
2	21-Oct-20	3.5					
3	11-Jan-21	2.9					
4	28-Apr-21	3.4					
5	28-Jul-21	2.1					
6	13-Oct-21	1.4					
7	21-Feb-22	4.6					
8	9-May-22	1.6					
9	8-Jun-22	1.1					
10	13-Jul-22	1.7					
11	25-Aug-22	3.7					
12	14-Sep-22	3.6					
13							
14							
15							
16							
17							
18							
19							
20							
Coefficient of Variation:		0.51					
Mann-Kendall Statistic (S):		-14					
Confidence Factor:		81.0%					
Concentration Trend:		Stable					

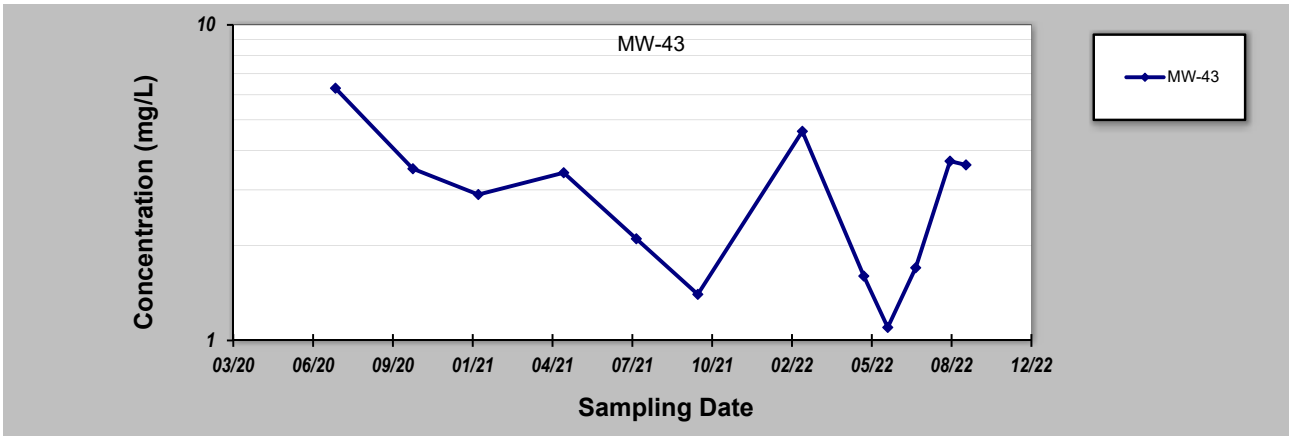

Notes:

1. At least four independent sampling events per well are required for calculating the trend. *Methodology is valid for 4 to 40 samples.*
2. Confidence in Trend = Confidence (in percent) that constituent concentration is increasing (S>0) or decreasing (S<0): >95% = Increasing or Decreasing; ≥ 90% = Probably Increasing or Probably Decreasing; < 90% and S>0 = No Trend; < 90%, S≤0, and COV ≥ 1 = No Trend; < 90% and COV < 1 = Stable.
3. Methodology based on "MAROS: A Decision Support System for Optimizing Monitoring Plans", J.J. Aziz, M. Ling, H.S. Rifai, C.J. Newell, and J.R. Gonzales, *Ground Water*, 41(3):355-367, 2003.

DISCLAIMER: *The GSI Mann-Kendall Toolkit is available "as is". Considerable care has been exercised in preparing this software product; however, no party, including without limitation GSI Environmental Inc., makes any representation or warranty regarding the accuracy, correctness, or completeness of the information contained herein, and no such party shall be liable for any direct, indirect, consequential, incidental or other damages resulting from the use of this product or the information contained herein. Information in this publication is subject to change without notice. GSI Environmental Inc., disclaims any responsibility or obligation to update the information contained herein.*

GSI Environmental Inc., www.gsi-net.com

GSI MANN-KENDALL TOOLKIT
for Constituent Trend Analysis

Evaluation Date:	29-Sep-22	Job ID:	072747
Facility Name:	Shore Health Hospital Remediation	Constituent:	TPH-DRO
Conducted By:	KK	Concentration Units:	mg/L

Sampling Point ID:	MW-45						
Sampling Event	**Sampling Date**	**TPH-DRO CONCENTRATION (mg/L)**					
1	16-Jul-20	2.4					
2	22-Oct-20	3.1					
3	11-Jan-21	3.2					
4	29-Apr-21	3.8					
5	29-Jul-21	3.1					
6	14-Oct-21	3.1					
7	21-Feb-22	6.1					
8	9-May-22	1.8					
9	9-Jun-22	1.6					
10	13-Jul-22	0.85					
11	25-Aug-22	1.2					
12	15-Sep-22	1.9					
13							
14							
15							
16							
17							
18							
19							
20							
Coefficient of Variation:		0.53					
Mann-Kendall Statistic (S):		-25					
Confidence Factor:		95.0%					
Concentration Trend:		Prob. Decreasing					

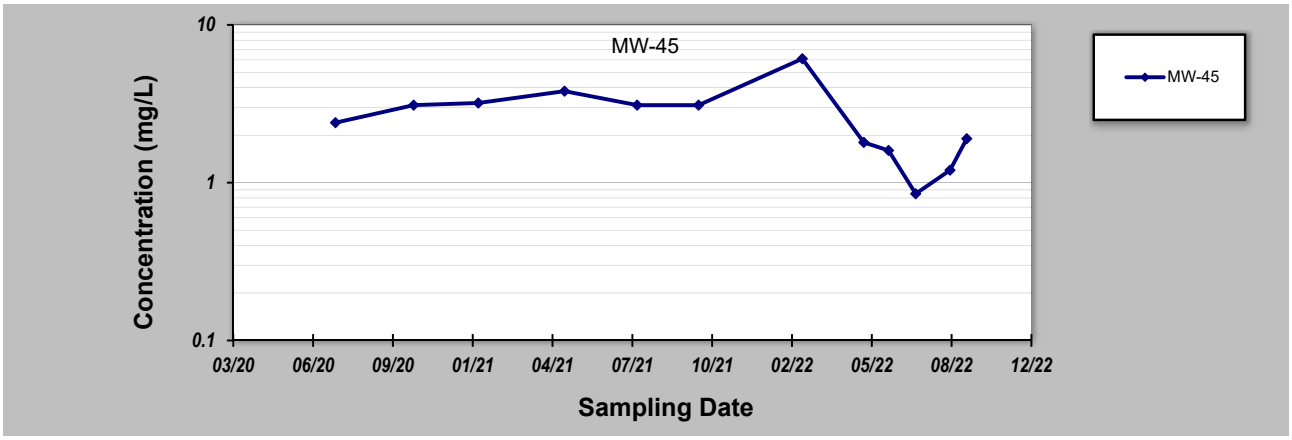

Notes:

1. At least four independent sampling events per well are required for calculating the trend. *Methodology is valid for 4 to 40 samples.*
2. Confidence in Trend = Confidence (in percent) that constituent concentration is increasing (S>0) or decreasing (S<0): >95% = Increasing or Decreasing; ≥ 90% = Probably Increasing or Probably Decreasing; < 90% and S>0 = No Trend; < 90%, S≤0, and COV ≥ 1 = No Trend; < 90% and COV < 1 = Stable.
3. Methodology based on "MAROS: A Decision Support System for Optimizing Monitoring Plans", J.J. Aziz, M. Ling, H.S. Rifai, C.J. Newell, and J.R. Gonzales, *Ground Water*, 41(3):355-367, 2003.

DISCLAIMER: *The GSI Mann-Kendall Toolkit is available "as is". Considerable care has been exercised in preparing this software product; however, no party, including without limitation GSI Environmental Inc., makes any representation or warranty regarding the accuracy, correctness, or completeness of the information contained herein, and no such party shall be liable for any direct, indirect, consequential, incidental or other damages resulting from the use of this product or the information contained herein. Information in this publication is subject to change without notice. GSI Environmental Inc., disclaims any responsibility or obligation to update the information contained herein.*

GSI Environmental Inc., www.gsi-net.com

GSI MANN-KENDALL TOOLKIT
for Constituent Trend Analysis

Evaluation Date:	29-Sep-22	Job ID:	072747
Facility Name:	Shore Health Hospital Remediation	Constituent:	TPH-DRO
Conducted By:	KK	Concentration Units:	mg/L

Sampling Point ID:	MW-46						
Sampling Event	**Sampling Date**	**TPH-DRO CONCENTRATION (mg/L)**					
1	16-Jul-20	1.4					
2	22-Oct-20	4.3					
3	11-Jan-21	2.2					
4	29-Apr-21	2.3					
5	29-Jul-21	0.56					
6	14-Oct-21	1.2					
7	21-Feb-22	3.4					
8	9-May-22	1.5					
9	9-Jun-22	0.55					
10	13-Jul-22	1.9					
11	24-Aug-22	2.2					
12	15-Sep-22	2.1					
13							
14							
15							
16							
17							
18							
19							
20							
Coefficient of Variation:		0.55					
Mann-Kendall Statistic (S):		-5					
Confidence Factor:		60.6%					
Concentration Trend:		Stable					

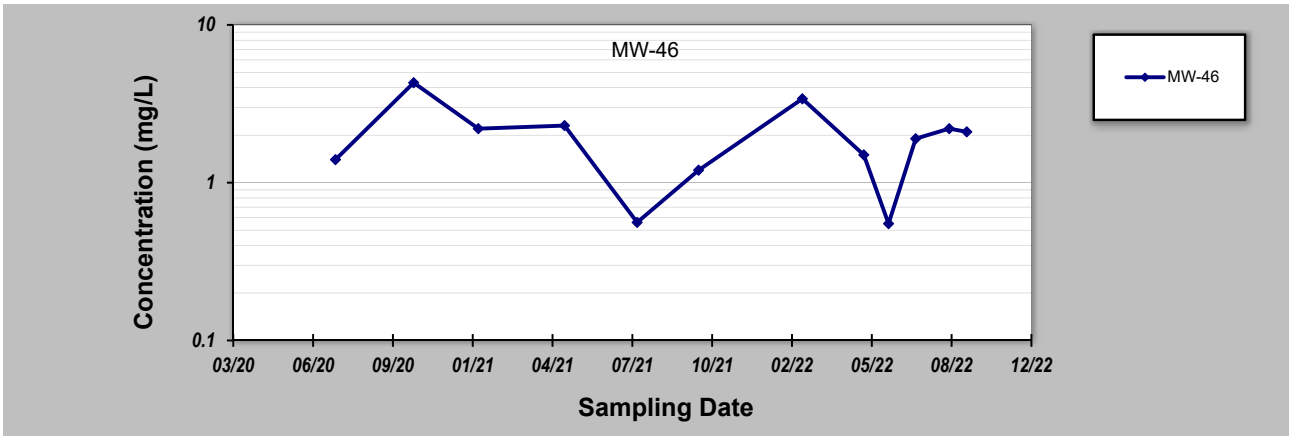

Notes:

1. At least four independent sampling events per well are required for calculating the trend. *Methodology is valid for 4 to 40 samples.*
2. Confidence in Trend = Confidence (in percent) that constituent concentration is increasing (S>0) or decreasing (S<0): >95% = Increasing or Decreasing; ≥ 90% = Probably Increasing or Probably Decreasing; < 90% and S>0 = No Trend; < 90%, S≤0, and COV ≥ 1 = No Trend; < 90% and COV < 1 = Stable.
3. Methodology based on "MAROS: A Decision Support System for Optimizing Monitoring Plans", J.J. Aziz, M. Ling, H.S. Rifai, C.J. Newell, and J.R. Gonzales, *Ground Water*, 41(3):355-367, 2003.

DISCLAIMER: *The GSI Mann-Kendall Toolkit is available "as is". Considerable care has been exercised in preparing this software product; however, no party, including without limitation GSI Environmental Inc., makes any representation or warranty regarding the accuracy, correctness, or completeness of the information contained herein, and no such party shall be liable for any direct, indirect, consequential, incidental or other damages resulting from the use of this product or the information contained herein. Information in this publication is subject to change without notice. GSI Environmental Inc., disclaims any responsibility or obligation to update the information contained herein.*

GSI Environmental Inc., www.gsi-net.com

GSI MANN-KENDALL TOOLKIT
for Constituent Trend Analysis

Evaluation Date:	29-Sep-22	Job ID:	072747
Facility Name:	Shore Health Hospital Remediation	Constituent:	TPH-DRO
Conducted By:	KK	Concentration Units:	mg/L

Sampling Point ID:	MW-47						
Sampling Event	**Sampling Date**	**TPH-DRO CONCENTRATION (mg/L)**					
1	16-Jul-20	2.1					
2	23-Oct-20	4.6					
3	11-Jan-21	1.6					
4	30-Apr-21	0.96					
5	29-Jul-21	0.2					
6	14-Oct-21	0.67					
7	21-Feb-22	1.4					
8	9-May-22	0.76					
9	9-Jun-22	0.5					
10	13-Jul-22	0.23					
11	25-Aug-22	0.34					
12	15-Sep-22	0.38					
13							
14							
15							
16							
17							
18							
19							
20							
Coefficient of Variation:		1.08					
Mann-Kendall Statistic (S):		-38					
Confidence Factor:		99.6%					
Concentration Trend:		Decreasing					

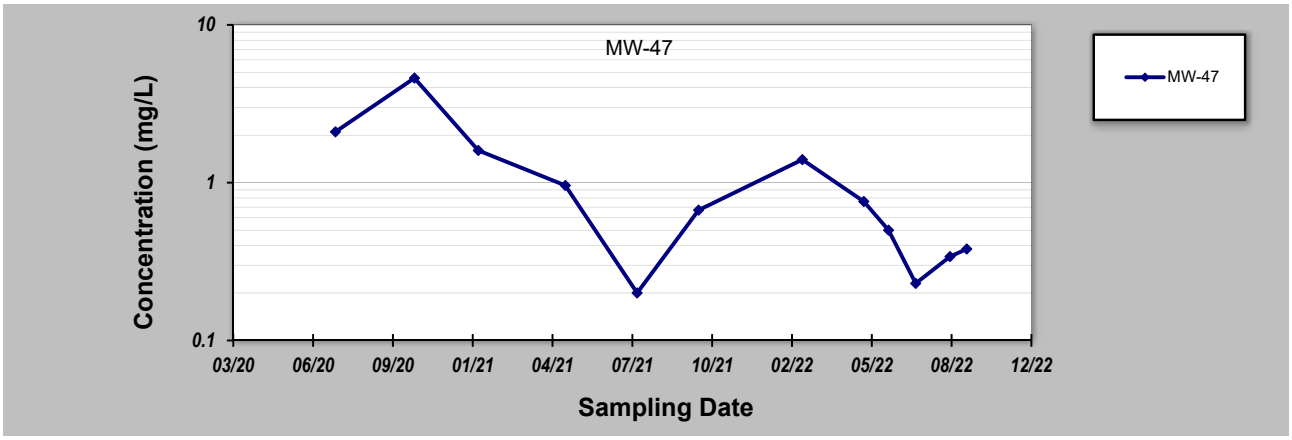

Notes:

1. At least four independent sampling events per well are required for calculating the trend. *Methodology is valid for 4 to 40 samples.*
2. Confidence in Trend = Confidence (in percent) that constituent concentration is increasing (S>0) or decreasing (S<0): >95% = Increasing or Decreasing; ≥ 90% = Probably Increasing or Probably Decreasing; < 90% and S>0 = No Trend; < 90%, S≤0, and COV ≥ 1 = No Trend; < 90% and COV < 1 = Stable.
3. Methodology based on "MAROS: A Decision Support System for Optimizing Monitoring Plans", J.J. Aziz, M. Ling, H.S. Rifai, C.J. Newell, and J.R. Gonzales, *Ground Water*, 41(3):355-367, 2003.

DISCLAIMER: *The GSI Mann-Kendall Toolkit is available "as is". Considerable care has been exercised in preparing this software product; however, no party, including without limitation GSI Environmental Inc., makes any representation or warranty regarding the accuracy, correctness, or completeness of the information contained herein, and no such party shall be liable for any direct, indirect, consequential, incidental or other damages resulting from the use of this product or the information contained herein. Information in this publication is subject to change without notice. GSI Environmental Inc., disclaims any responsibility or obligation to update the information contained herein.*

GSI Environmental Inc., www.gsi-net.com

GSI MANN-KENDALL TOOLKIT
for Constituent Trend Analysis

Evaluation Date:	29-Sep-22	Job ID:	072747
Facility Name:	Shore Health Hospital Remediation	Constituent:	TPH-DRO
Conducted By:	KK	Concentration Units:	mg/L

Sampling Point ID:	MW-53						
Sampling Event	**Sampling Date**	**TPH-DRO CONCENTRATION (mg/L)**					
1	16-Jul-20	1.5					
2	21-Oct-20	1.1					
3	11-Jan-21	1					
4	28-Apr-21	0.26					
5	28-Jul-21	0.11					
6	13-Oct-21	<0.10					
7	21-Feb-22	<0.10					
8	9-May-22	0.14					
9	24-Aug-22	<0.10					
10							
11							
12							
13							
14							
15							
16							
17							
18							
19							
20							
Coefficient of Variation:		0.86					
Mann-Kendall Statistic (S):		-13					
Confidence Factor:		99.2%					
Concentration Trend:		Decreasing					

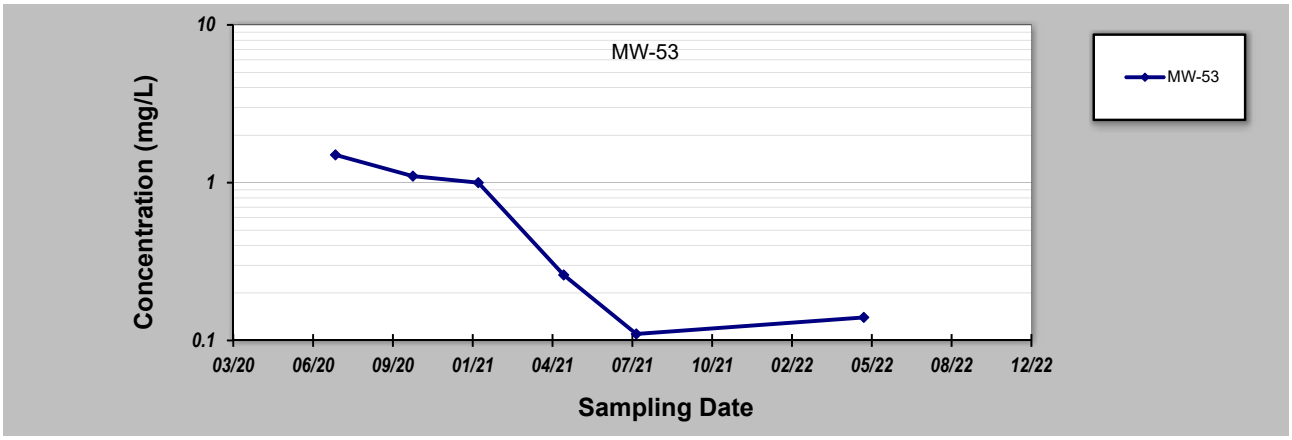

Notes:

1. At least four independent sampling events per well are required for calculating the trend. *Methodology is valid for 4 to 40 samples.*
2. Confidence in Trend = Confidence (in percent) that constituent concentration is increasing (S>0) or decreasing (S<0): >95% = Increasing or Decreasing; ≥ 90% = Probably Increasing or Probably Decreasing; < 90% and S>0 = No Trend; < 90%, S≤0, and COV ≥ 1 = No Trend; < 90% and COV < 1 = Stable.
3. Methodology based on "MAROS: A Decision Support System for Optimizing Monitoring Plans", J.J. Aziz, M. Ling, H.S. Rifai, C.J. Newell, and J.R. Gonzales, *Ground Water*, 41(3):355-367, 2003.

DISCLAIMER: *The GSI Mann-Kendall Toolkit is available "as is". Considerable care has been exercised in preparing this software product; however, no party, including without limitation GSI Environmental Inc., makes any representation or warranty regarding the accuracy, correctness, or completeness of the information contained herein, and no such party shall be liable for any direct, indirect, consequential, incidental or other damages resulting from the use of this product or the information contained herein. Information in this publication is subject to change without notice. GSI Environmental Inc., disclaims any responsibility or obligation to update the information contained herein.*

GSI Environmental Inc., www.gsi-net.com

GSI MANN-KENDALL TOOLKIT
for Constituent Trend Analysis

Evaluation Date:	29-Sep-22	Job ID:	072747
Facility Name:	Shore Health Hospital Remediation	Constituent:	TPH-DRO
Conducted By:	KK	Concentration Units:	mg/L

Sampling Point ID:	MW-54						
Sampling Event	**Sampling Date**	**TPH-DRO CONCENTRATION (mg/L)**					
1	16-Jul-20	2					
2	22-Oct-20	1.4					
3	11-Jan-21	1					
4	29-Apr-21	1.7					
5	29-Jul-21	3.2					
6	14-Oct-21	3.7					
7	21-Feb-22	3.6					
8	9-May-22	0.9					
9	9-Jun-22	0.29					
10	13-Jul-22	2.1					
11	25-Aug-22	2.7					
12	15-Sep-22	2.4					
13							
14							
15							
16							
17							
18							
19							
20							
Coefficient of Variation:		0.52					
Mann-Kendall Statistic (S):		6					
Confidence Factor:		63.1%					
Concentration Trend:		No Trend					

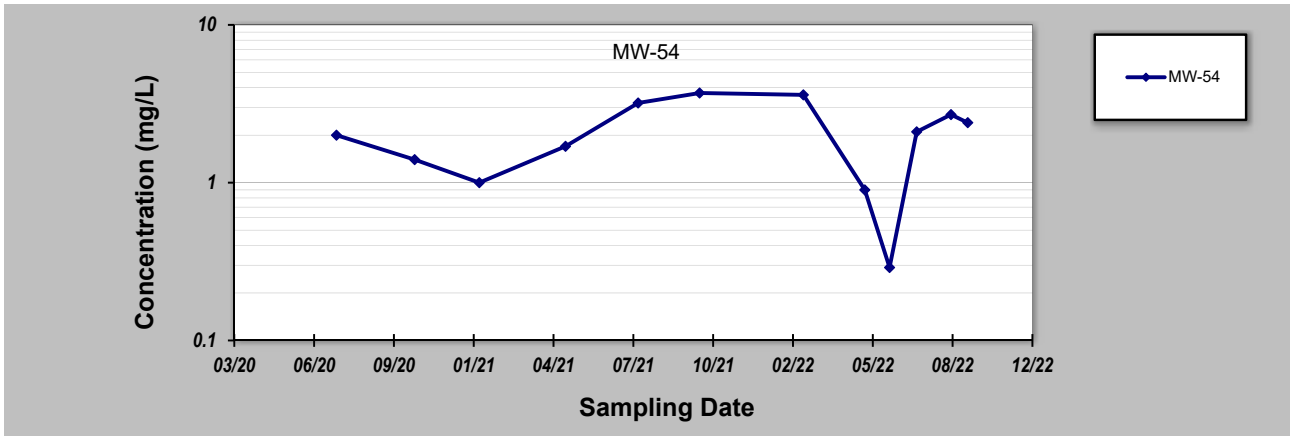

Notes:

1. At least four independent sampling events per well are required for calculating the trend. *Methodology is valid for 4 to 40 samples.*
2. Confidence in Trend = Confidence (in percent) that constituent concentration is increasing (S>0) or decreasing (S<0): >95% = Increasing or Decreasing; ≥ 90% = Probably Increasing or Probably Decreasing; < 90% and S>0 = No Trend; < 90%, S≤0, and COV ≥ 1 = No Trend; < 90% and COV < 1 = Stable.
3. Methodology based on "MAROS: A Decision Support System for Optimizing Monitoring Plans", J.J. Aziz, M. Ling, H.S. Rifai, C.J. Newell, and J.R. Gonzales, *Ground Water*, 41(3):355-367, 2003.

DISCLAIMER: *The GSI Mann-Kendall Toolkit is available "as is". Considerable care has been exercised in preparing this software product; however, no party, including without limitation GSI Environmental Inc., makes any representation or warranty regarding the accuracy, correctness, or completeness of the information contained herein, and no such party shall be liable for any direct, indirect, consequential, incidental or other damages resulting from the use of this product or the information contained herein. Information in this publication is subject to change without notice. GSI Environmental Inc., disclaims any responsibility or obligation to update the information contained herein.*

GSI Environmental Inc., www.gsi-net.com

GSI MANN-KENDALL TOOLKIT
for Constituent Trend Analysis

Evaluation Date:	29-Sep-22	Job ID:	072747
Facility Name:	Shore Health Hospital Remediation	Constituent:	TPH-DRO
Conducted By:	KK	Concentration Units:	mg/L

Sampling Point ID:	RW-2D						
Sampling Event	**Sampling Date**	**TPH-DRO CONCENTRATION (mg/L)**					
1	16-Jul-20	0.13					
2	22-Oct-20	<0.10					
3	11-Jan-21	<0.10					
4	29-Apr-21	<0.10					
5	29-Jul-21	0.13					
6	14-Oct-21	0.1					
7	21-Feb-22	<0.10					
8	9-May-22	<0.10					
9	25-Aug-22	0.6					
10							
11							
12							
13							
14							
15							
16							
17							
18							
19							
20							
Coefficient of Variation:		1.00					
Mann-Kendall Statistic (S):		1					
Confidence Factor:		50.0%					
Concentration Trend:		No Trend					

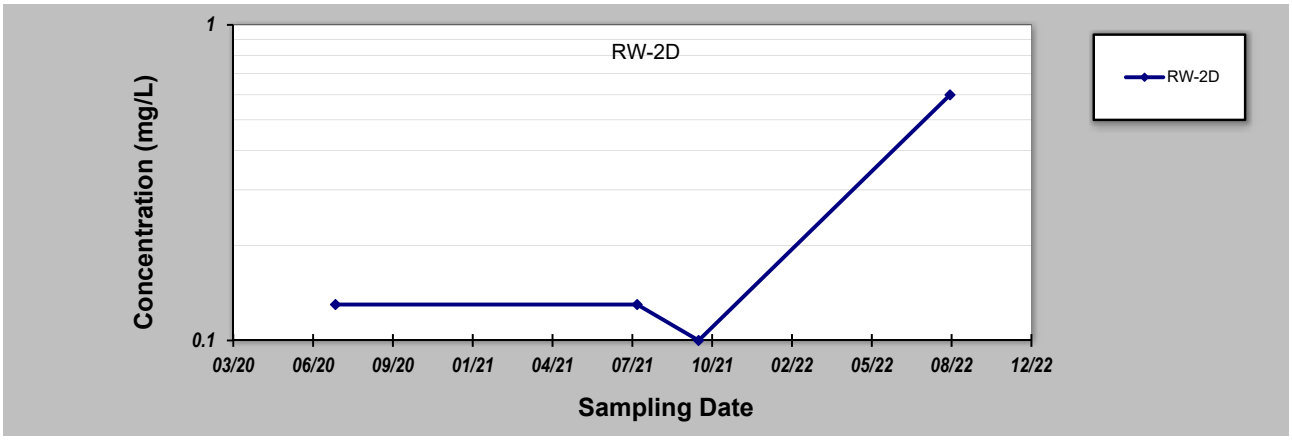

Notes:

1. At least four independent sampling events per well are required for calculating the trend. *Methodology is valid for 4 to 40 samples.*
2. Confidence in Trend = Confidence (in percent) that constituent concentration is increasing (S>0) or decreasing (S<0): >95% = Increasing or Decreasing; ≥ 90% = Probably Increasing or Probably Decreasing; < 90% and S>0 = No Trend; < 90%, S≤0, and COV ≥ 1 = No Trend; < 90% and COV < 1 = Stable.
3. Methodology based on "MAROS: A Decision Support System for Optimizing Monitoring Plans", J.J. Aziz, M. Ling, H.S. Rifai, C.J. Newell, and J.R. Gonzales, *Ground Water*, 41(3):355-367, 2003.

DISCLAIMER: *The GSI Mann-Kendall Toolkit is available "as is". Considerable care has been exercised in preparing this software product; however, no party, including without limitation GSI Environmental Inc., makes any representation or warranty regarding the accuracy, correctness, or completeness of the information contained herein, and no such party shall be liable for any direct, indirect, consequential, incidental or other damages resulting from the use of this product or the information contained herein. Information in this publication is subject to change without notice. GSI Environmental Inc., disclaims any responsibility or obligation to update the information contained herein.*

GSI Environmental Inc., www.gsi-net.com

GSI MANN-KENDALL TOOLKIT
for Constituent Trend Analysis

Evaluation Date:	29-Sep-22	Job ID:	072747
Facility Name:	Shore Health Hospital Remediation	Constituent:	TPH-DRO
Conducted By:	KK	Concentration Units:	mg/L

Sampling Point ID:	RW-5						
Sampling Event	**Sampling Date**	**TPH-DRO CONCENTRATION (mg/L)**					
1	16-Jul-20	0.12					
2	23-Oct-20	0.18					
3	11-Jan-21	<0.1					
4	29-Apr-21	0.51					
5	29-Jul-21	0.34					
6	14-Oct-21	0.59					
7	21-Feb-22	0.28					
8	9-May-22	<0.10					
9	25-Aug-22	<0.10					
10							
11							
12							
13							
14							
15							
16							
17							
18							
19							
20							
Coefficient of Variation:		0.55					
Mann-Kendall Statistic (S):		7					
Confidence Factor:		86.4%					
Concentration Trend:		No Trend					

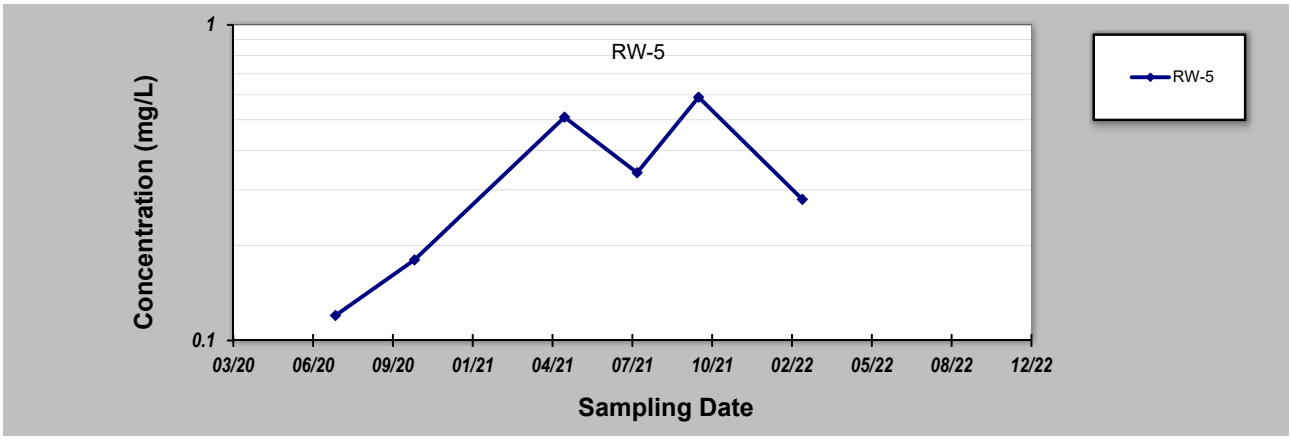

Notes:

1. At least four independent sampling events per well are required for calculating the trend. *Methodology is valid for 4 to 40 samples.*
2. Confidence in Trend = Confidence (in percent) that constituent concentration is increasing (S>0) or decreasing (S<0): >95% = Increasing or Decreasing; ≥ 90% = Probably Increasing or Probably Decreasing; < 90% and S>0 = No Trend; < 90%, S≤0, and COV ≥ 1 = No Trend; < 90% and COV < 1 = Stable.
3. Methodology based on "MAROS: A Decision Support System for Optimizing Monitoring Plans", J.J. Aziz, M. Ling, H.S. Rifai, C.J. Newell, and J.R. Gonzales, *Ground Water*, 41(3):355-367, 2003.

DISCLAIMER: *The GSI Mann-Kendall Toolkit is available "as is". Considerable care has been exercised in preparing this software product; however, no party, including without limitation GSI Environmental Inc., makes any representation or warranty regarding the accuracy, correctness, or completeness of the information contained herein, and no such party shall be liable for any direct, indirect, consequential, incidental or other damages resulting from the use of this product or the information contained herein. Information in this publication is subject to change without notice. GSI Environmental Inc., disclaims any responsibility or obligation to update the information contained herein.*

GSI Environmental Inc., www.gsi-net.com

GSI MANN-KENDALL TOOLKIT
for Constituent Trend Analysis

Evaluation Date:	29-Sep-22	Job ID:	072747
Facility Name:	Shore Health Hospital Remediation	Constituent:	Naphthalene
Conducted By:	KK	Concentration Units:	ug/L

Sampling Point ID:	MW-14						
Sampling Event	**Sampling Date**	**NAPHTHALENE CONCENTRATION (ug/L)**					
1	16-Jul-20	80					
2	23-Oct-20	130					
3	11-Jan-21	77					
4	30-Apr-21	94					
5	29-Jul-21	14					
6	14-Oct-21	21					
7	21-Feb-22	11					
8	9-May-22	<1.0					
9	9-Jun-22	<1.0					
10	13-Jul-22	<1.0					
11	25-Aug-22	<1.0					
12	15-Sep-22	<1.0					
13							
14							
15							
16							
17							
18							
19							
20							
Coefficient of Variation:		0.76					
Mann-Kendall Statistic (S):		-13					
Confidence Factor:		96.5%					
Concentration Trend:		Decreasing					

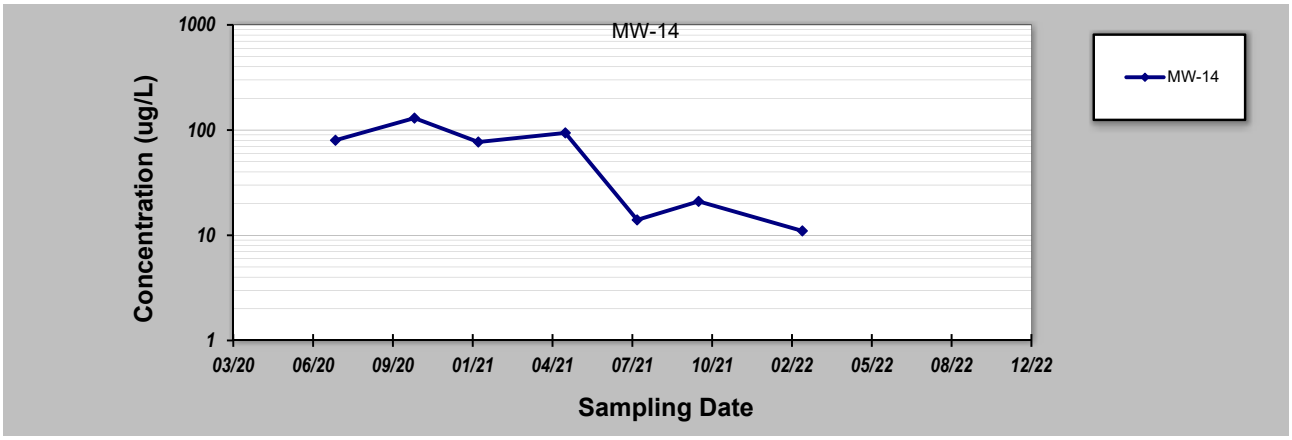

Notes:

1. At least four independent sampling events per well are required for calculating the trend. *Methodology is valid for 4 to 40 samples.*
2. Confidence in Trend = Confidence (in percent) that constituent concentration is increasing (S>0) or decreasing (S<0): >95% = Increasing or Decreasing; ≥ 90% = Probably Increasing or Probably Decreasing; < 90% and S>0 = No Trend; < 90%, S≤0, and COV ≥ 1 = No Trend; < 90% and COV < 1 = Stable.
3. Methodology based on "MAROS: A Decision Support System for Optimizing Monitoring Plans", J.J. Aziz, M. Ling, H.S. Rifai, C.J. Newell, and J.R. Gonzales, *Ground Water*, 41(3):355-367, 2003.

DISCLAIMER: *The GSI Mann-Kendall Toolkit is available "as is". Considerable care has been exercised in preparing this software product; however, no party, including without limitation GSI Environmental Inc., makes any representation or warranty regarding the accuracy, correctness, or completeness of the information contained herein, and no such party shall be liable for any direct, indirect, consequential, incidental or other damages resulting from the use of this product or the information contained herein. Information in this publication is subject to change without notice. GSI Environmental Inc., disclaims any responsibility or obligation to update the information contained herein.*

GSI MANN-KENDALL TOOLKIT
for Constituent Trend Analysis

Evaluation Date:	29-Sep-22	Job ID:	072747
Facility Name:	Shore Health Hospital Remediation	Constituent:	Naphthalene
Conducted By:	KK	Concentration Units:	ug/L

Sampling Point ID:	MW-22						
Sampling Event	**Sampling Date**	**NAPHTHALENE CONCENTRATION (ug/L)**					
1	16-Jul-20	2.3					
2	22-Oct-20	2.6					
3	11-Jan-21	1.7					
4	29-Apr-21	1.3					
5	29-Jul-21	2					
6	14-Oct-21	1.4					
7	21-Feb-22	1.6					
8	9-May-22	<1.0					
9	24-Aug-22	<1.0					
10							
11							
12							
13							
14							
15							
16							
17							
18							
19							
20							
Coefficient of Variation:		0.26					
Mann-Kendall Statistic (S):		-9					
Confidence Factor:		88.1%					
Concentration Trend:		Stable					

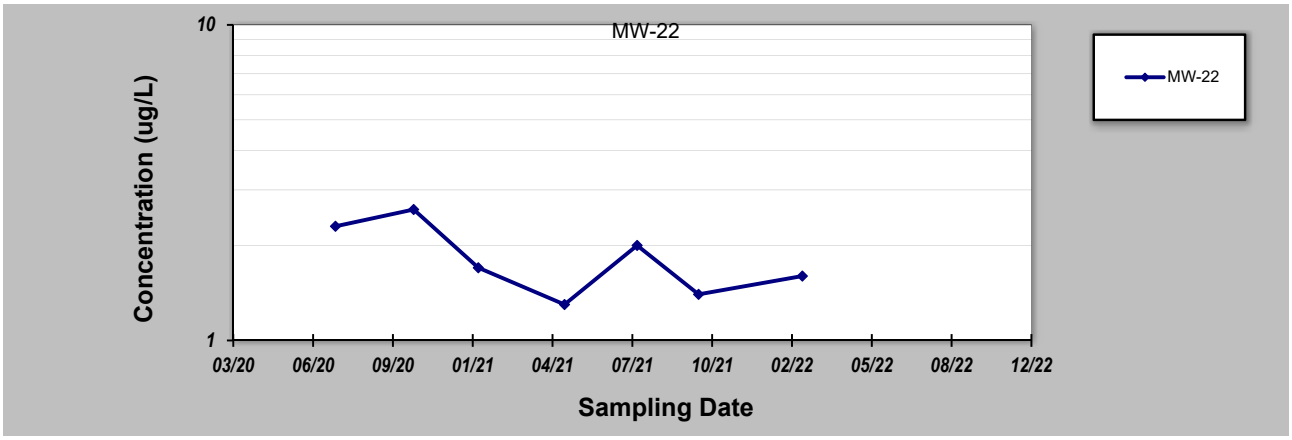

Notes:

1. At least four independent sampling events per well are required for calculating the trend. *Methodology is valid for 4 to 40 samples.*
2. Confidence in Trend = Confidence (in percent) that constituent concentration is increasing (S>0) or decreasing (S<0): >95% = Increasing or Decreasing; ≥ 90% = Probably Increasing or Probably Decreasing; < 90% and S>0 = No Trend; < 90%, S≤0, and COV ≥ 1 = No Trend; < 90% and COV < 1 = Stable.
3. Methodology based on "MAROS: A Decision Support System for Optimizing Monitoring Plans", J.J. Aziz, M. Ling, H.S. Rifai, C.J. Newell, and J.R. Gonzales, *Ground Water*, 41(3):355-367, 2003.

DISCLAIMER: *The GSI Mann-Kendall Toolkit is available "as is". Considerable care has been exercised in preparing this software product; however, no party, including without limitation GSI Environmental Inc., makes any representation or warranty regarding the accuracy, correctness, or completeness of the information contained herein, and no such party shall be liable for any direct, indirect, consequential, incidental or other damages resulting from the use of this product or the information contained herein. Information in this publication is subject to change without notice. GSI Environmental Inc., disclaims any responsibility or obligation to update the information contained herein.*

GSI Environmental Inc., www.gsi-net.com

GSI MANN-KENDALL TOOLKIT
for Constituent Trend Analysis

Evaluation Date:	29-Sep-22	Job ID:	072747
Facility Name:	Shore Health Hospital Remediation	Constituent:	Naphthalene
Conducted By:	KK	Concentration Units:	ug/L

Sampling Point ID:	MW-41						
Sampling Event	**Sampling Date**	**NAPHTHALENE CONCENTRATION (ug/L)**					
1	16-Jul-20	17					
2	23-Oct-20	19					
3	11-Jan-21	24					
4	30-Apr-21	2					
5	29-Jul-21	<1.0					
6	14-Oct-21	<1.0					
7	21-Feb-22	<1.0					
8	9-May-22	<1.0					
9	25-Aug-22	<1.0					
10							
11							
12							
13							
14							
15							
16							
17							
18							
19							
20							
Coefficient of Variation:		0.61					
Mann-Kendall Statistic (S):		0					
Confidence Factor:		37.5%					
Concentration Trend:		Stable					

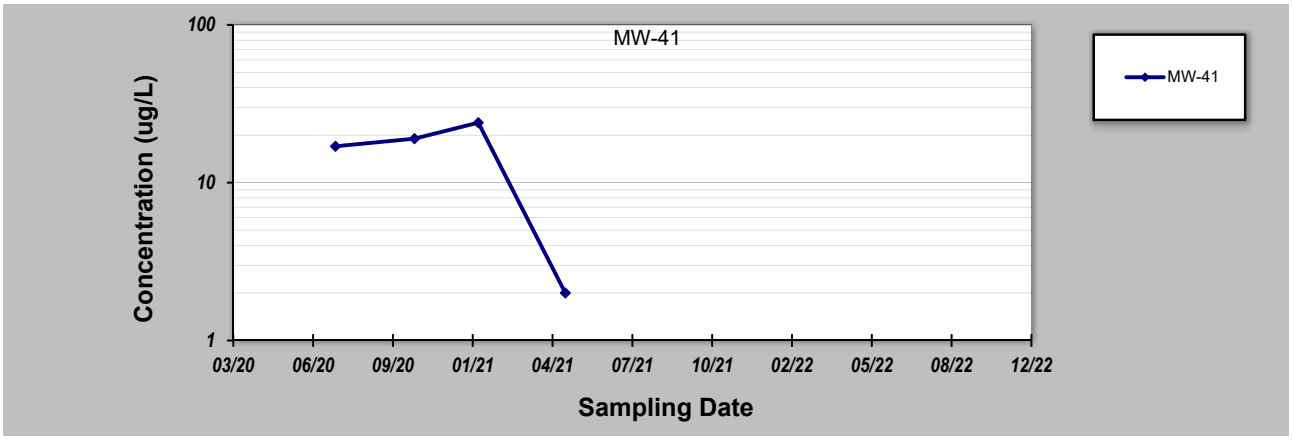

Notes:

1. At least four independent sampling events per well are required for calculating the trend. *Methodology is valid for 4 to 40 samples.*
2. Confidence in Trend = Confidence (in percent) that constituent concentration is increasing (S>0) or decreasing (S<0): >95% = Increasing or Decreasing; ≥ 90% = Probably Increasing or Probably Decreasing; < 90% and S>0 = No Trend; < 90%, S≤0, and COV ≥ 1 = No Trend; < 90% and COV < 1 = Stable.
3. Methodology based on "MAROS: A Decision Support System for Optimizing Monitoring Plans", J.J. Aziz, M. Ling, H.S. Rifai, C.J. Newell, and J.R. Gonzales, *Ground Water*, 41(3):355-367, 2003.

DISCLAIMER: *The GSI Mann-Kendall Toolkit is available "as is". Considerable care has been exercised in preparing this software product; however, no party, including without limitation GSI Environmental Inc., makes any representation or warranty regarding the accuracy, correctness, or completeness of the information contained herein, and no such party shall be liable for any direct, indirect, consequential, incidental or other damages resulting from the use of this product or the information contained herein. Information in this publication is subject to change without notice. GSI Environmental Inc., disclaims any responsibility or obligation to update the information contained herein.*

GSI Environmental Inc., www.gsi-net.com

GSI MANN-KENDALL TOOLKIT
for Constituent Trend Analysis

Evaluation Date:	29-Sep-22	Job ID:	072747
Facility Name:	Shore Health Hospital Remediation	Constituent:	Naphthalene
Conducted By:	KK	Concentration Units:	ug/L

Sampling Point ID:	MW-46						
Sampling Event	**Sampling Date**	**NAPHTHALENE CONCENTRATION (ug/L)**					
1	16-Jul-20	8.9					
2	22-Oct-20	43					
3	11-Jan-21	48					
4	29-Apr-21	40					
5	29-Jul-21	34					
6	14-Oct-21	25					
7	21-Feb-22	36					
8	9-May-22	24					
9	9-Jun-22	15					
10	13-Jul-22	11					
11	24-Aug-22	14					
12	15-Sep-22	10					
13							
14							
15							
16							
17							
18							
19							
20							
Coefficient of Variation:		0.55					
Mann-Kendall Statistic (S):		-36					
Confidence Factor:		99.3%					
Concentration Trend:		Decreasing					

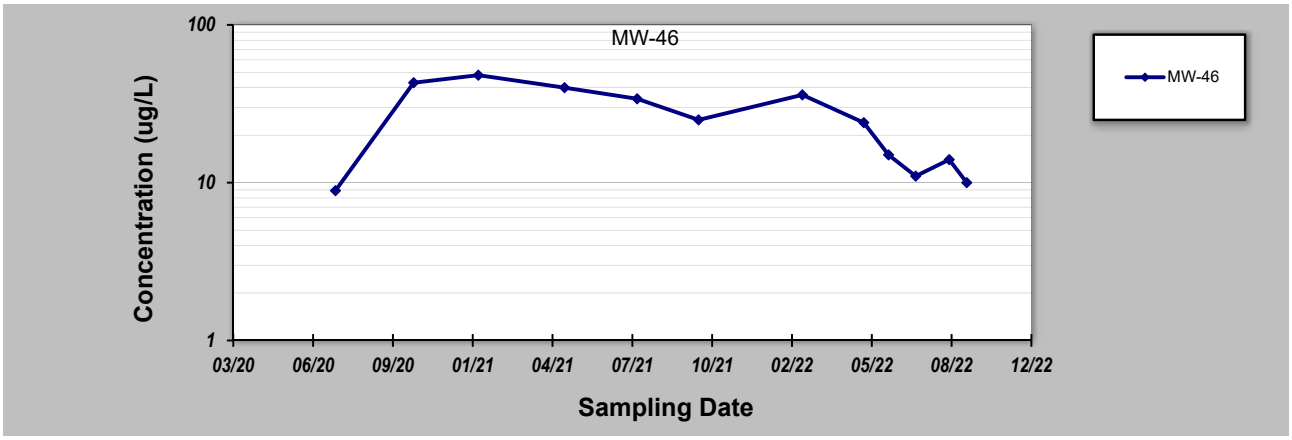

Notes:

1. At least four independent sampling events per well are required for calculating the trend. *Methodology is valid for 4 to 40 samples.*
2. Confidence in Trend = Confidence (in percent) that constituent concentration is increasing (S>0) or decreasing (S<0): >95% = Increasing or Decreasing; ≥ 90% = Probably Increasing or Probably Decreasing; < 90% and S>0 = No Trend; < 90%, S≤0, and COV ≥ 1 = No Trend; < 90% and COV < 1 = Stable.
3. Methodology based on "MAROS: A Decision Support System for Optimizing Monitoring Plans", J.J. Aziz, M. Ling, H.S. Rifai, C.J. Newell, and J.R. Gonzales, *Ground Water*, 41(3):355-367, 2003.

DISCLAIMER: *The GSI Mann-Kendall Toolkit is available "as is". Considerable care has been exercised in preparing this software product; however, no party, including without limitation GSI Environmental Inc., makes any representation or warranty regarding the accuracy, correctness, or completeness of the information contained herein, and no such party shall be liable for any direct, indirect, consequential, incidental or other damages resulting from the use of this product or the information contained herein. Information in this publication is subject to change without notice. GSI Environmental Inc., disclaims any responsibility or obligation to update the information contained herein.*

GSI Environmental Inc., www.gsi-net.com

GSI MANN-KENDALL TOOLKIT
for Constituent Trend Analysis

Evaluation Date:	29-Sep-22	Job ID:	072747
Facility Name:	Shore Health Hospital Remediation	Constituent:	Naphthalene
Conducted By:	KK	Concentration Units:	ug/L

Sampling Point ID: MW-47

Sampling Event	Sampling Date	NAPHTHALENE CONCENTRATION (ug/L)						
1	16-Jul-20	43						
2	23-Oct-20	73						
3	11-Jan-21	34						
4	30-Apr-21	19						
5	29-Jul-21	13						
6	14-Oct-21	6.2						
7	21-Feb-22	14						
8	9-May-22	<1.0						
9	9-Jun-22	<1.0						
10	13-Jul-22	<1.0						
11	25-Aug-22	<1.0						
12	15-Sep-22	<1.0						
13								
14								
15								
16								
17								
18								
19								
20								
Coefficient of Variation:		0.81						
Mann-Kendall Statistic (S):		-15						
Confidence Factor:		98.5%						
Concentration Trend:		Decreasing						

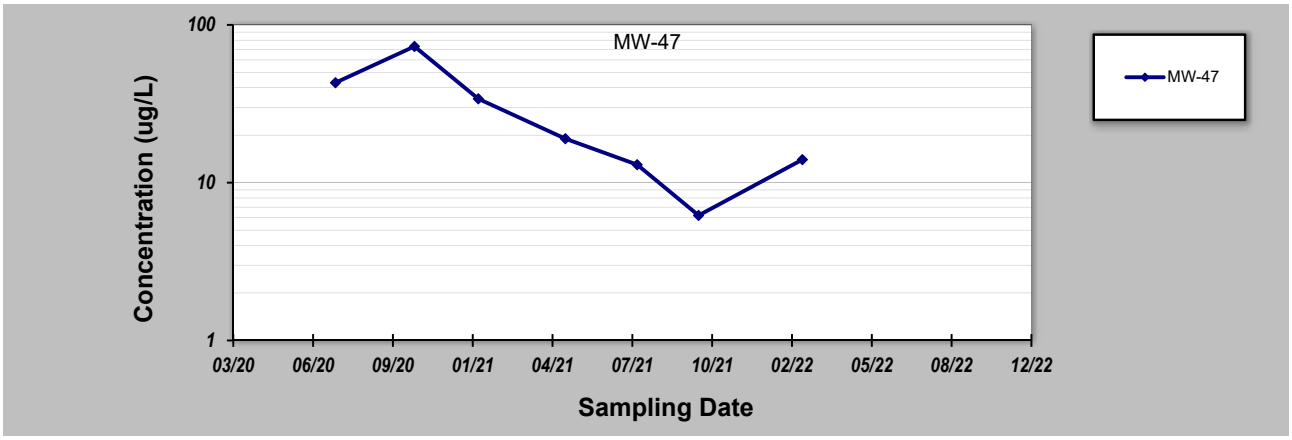

Notes:

1. At least four independent sampling events per well are required for calculating the trend. *Methodology is valid for 4 to 40 samples.*
2. Confidence in Trend = Confidence (in percent) that constituent concentration is increasing (S>0) or decreasing (S<0): >95% = Increasing or Decreasing; ≥ 90% = Probably Increasing or Probably Decreasing; < 90% and S>0 = No Trend; < 90%, S≤0, and COV ≥ 1 = No Trend; < 90% and COV < 1 = Stable.
3. Methodology based on "MAROS: A Decision Support System for Optimizing Monitoring Plans", J.J. Aziz, M. Ling, H.S. Rifai, C.J. Newell, and J.R. Gonzales, *Ground Water*, 41(3):355-367, 2003.

DISCLAIMER: *The GSI Mann-Kendall Toolkit is available "as is". Considerable care has been exercised in preparing this software product; however, no party, including without limitation GSI Environmental Inc., makes any representation or warranty regarding the accuracy, correctness, or completeness of the information contained herein, and no such party shall be liable for any direct, indirect, consequential, incidental or other damages resulting from the use of this product or the information contained herein. Information in this publication is subject to change without notice. GSI Environmental Inc., disclaims any responsibility or obligation to update the information contained herein.*

GSI MANN-KENDALL TOOLKIT
for Constituent Trend Analysis

Evaluation Date:	29-Sep-22	Job ID:	072747
Facility Name:	Shore Health Hospital Remediation	Constituent:	Naphthalene
Conducted By:	KK	Concentration Units:	ug/L

Sampling Point ID:	MW-53						
Sampling Event	**Sampling Date**	**NAPHTHALENE CONCENTRATION (ug/L)**					
1	16-Jul-20	64					
2	21-Oct-20	55					
3	11-Jan-21	48					
4	28-Apr-21	6.1					
5	28-Jul-21	1.9					
6	13-Oct-21	<1.0					
7	21-Feb-22	<1.0					
8	9-May-22	<1.0					
9	24-Aug-22	<1.0					
10							
11							
12							
13							
14							
15							
16							
17							
18							
19							
20							
Coefficient of Variation:		0.83					
Mann-Kendall Statistic (S):		-10					
Confidence Factor:		99.2%					
Concentration Trend:		Decreasing					

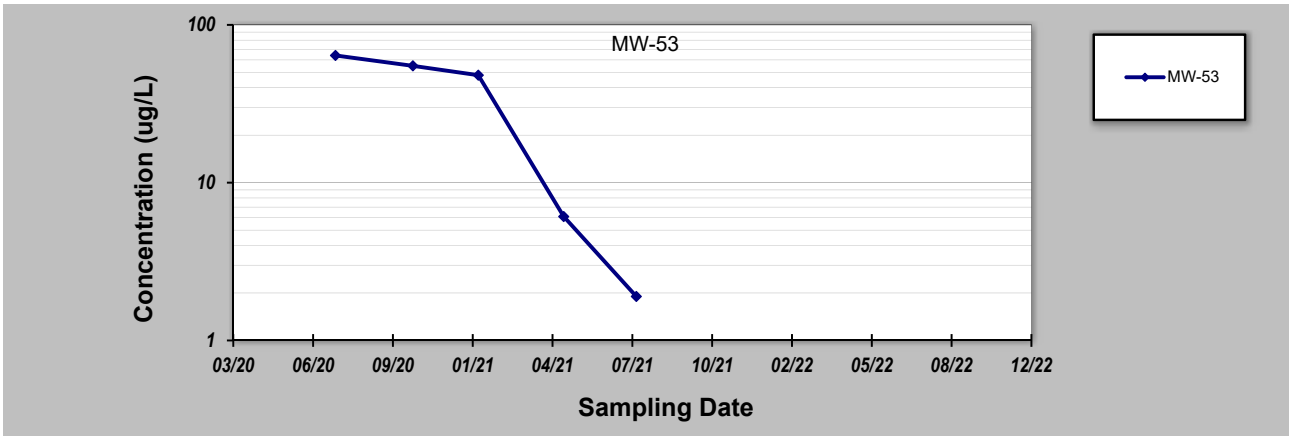

Notes:

1. At least four independent sampling events per well are required for calculating the trend. *Methodology is valid for 4 to 40 samples.*
2. Confidence in Trend = Confidence (in percent) that constituent concentration is increasing (S>0) or decreasing (S<0): >95% = Increasing or Decreasing; ≥ 90% = Probably Increasing or Probably Decreasing; < 90% and S>0 = No Trend; < 90%, S≤0, and COV ≥ 1 = No Trend; < 90% and COV < 1 = Stable.
3. Methodology based on "MAROS: A Decision Support System for Optimizing Monitoring Plans", J.J. Aziz, M. Ling, H.S. Rifai, C.J. Newell, and J.R. Gonzales, *Ground Water*, 41(3):355-367, 2003.

DISCLAIMER: *The GSI Mann-Kendall Toolkit is available "as is". Considerable care has been exercised in preparing this software product; however, no party, including without limitation GSI Environmental Inc., makes any representation or warranty regarding the accuracy, correctness, or completeness of the information contained herein, and no such party shall be liable for any direct, indirect, consequential, incidental or other damages resulting from the use of this product or the information contained herein. Information in this publication is subject to change without notice. GSI Environmental Inc., disclaims any responsibility or obligation to update the information contained herein.*

GSI MANN-KENDALL TOOLKIT
for Constituent Trend Analysis

Evaluation Date:	29-Sep-22	Job ID:	072747
Facility Name:	Shore Health Hospital Remediation	Constituent:	Naphthalene
Conducted By:	KK	Concentration Units:	ug/L

Sampling Point ID: MW-54

Sampling Event	Sampling Date	NAPHTHALENE CONCENTRATION (ug/L)						
1	16-Jul-20	17						
2	22-Oct-20	7.8						
3	11-Jan-21	8						
4	29-Apr-21	7.8						
5	29-Jul-21	5.6						
6	14-Oct-21	3.1						
7	21-Feb-22	3.6						
8	9-May-22	<1.0						
9	9-Jun-22	<1.0						
10	13-Jul-22	<1.0						
11	25-Aug-22	5						
12	15-Sep-22	5.3						
13								
14								
15								
16								
17								
18								
19								
20								
Coefficient of Variation:		0.59						
Mann-Kendall Statistic (S):		-21						
Confidence Factor:		98.3%						
Concentration Trend:		Decreasing						

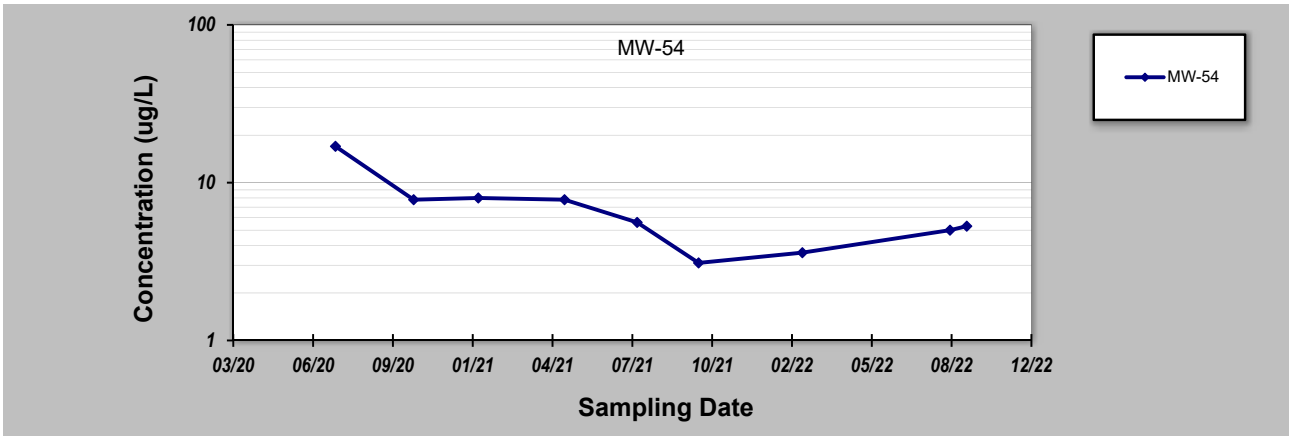

Notes:

1. At least four independent sampling events per well are required for calculating the trend. *Methodology is valid for 4 to 40 samples.*
2. Confidence in Trend = Confidence (in percent) that constituent concentration is increasing (S>0) or decreasing (S<0): >95% = Increasing or Decreasing; ≥ 90% = Probably Increasing or Probably Decreasing; < 90% and S>0 = No Trend; < 90%, S≤0, and COV ≥ 1 = No Trend; < 90% and COV < 1 = Stable.
3. Methodology based on "MAROS: A Decision Support System for Optimizing Monitoring Plans", J.J. Aziz, M. Ling, H.S. Rifai, C.J. Newell, and J.R. Gonzales, *Ground Water*, 41(3):355-367, 2003.

DISCLAIMER: *The GSI Mann-Kendall Toolkit is available "as is". Considerable care has been exercised in preparing this software product; however, no party, including without limitation GSI Environmental Inc., makes any representation or warranty regarding the accuracy, correctness, or completeness of the information contained herein, and no such party shall be liable for any direct, indirect, consequential, incidental or other damages resulting from the use of this product or the information contained herein. Information in this publication is subject to change without notice. GSI Environmental Inc., disclaims any responsibility or obligation to update the information contained herein.*

GSI Environmental Inc., www.gsi-net.com

GSI MANN-KENDALL TOOLKIT
for Constituent Trend Analysis

Evaluation Date:	29-Sep-22	Job ID:	072747
Facility Name:	Shore Health Hospital Remediation	Constituent:	Naphthalene
Conducted By:	KK	Concentration Units:	ug/L

Sampling Point ID:	RW-2D						
Sampling Event	**Sampling Date**	**NAPHTHALENE CONCENTRATION (ug/L)**					
1	16-Jul-20	2.9					
2	22-Oct-20	2.7					
3	11-Jan-21	2.5					
4	29-Apr-21	2.5					
5	29-Jul-21	3.9					
6	14-Oct-21	2.5					
7	21-Feb-22	2.7					
8	9-May-22	<0.10					
9	25-Aug-22	<1.0					
10							
11							
12							
13							
14							
15							
16							
17							
18							
19							
20							
Coefficient of Variation:		0.18					
Mann-Kendall Statistic (S):		-3					
Confidence Factor:		61.4%					
Concentration Trend:		Stable					

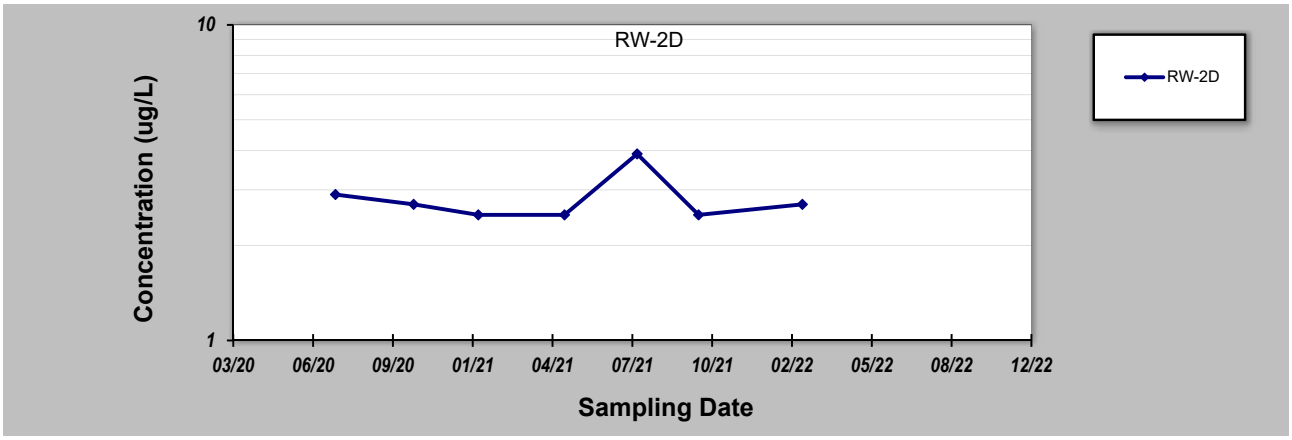

Notes:

1. At least four independent sampling events per well are required for calculating the trend. *Methodology is valid for 4 to 40 samples.*
2. Confidence in Trend = Confidence (in percent) that constituent concentration is increasing (S>0) or decreasing (S<0): >95% = Increasing or Decreasing; ≥ 90% = Probably Increasing or Probably Decreasing; < 90% and S>0 = No Trend; < 90%, S≤0, and COV ≥ 1 = No Trend; < 90% and COV < 1 = Stable.
3. Methodology based on "MAROS: A Decision Support System for Optimizing Monitoring Plans", J.J. Aziz, M. Ling, H.S. Rifai, C.J. Newell, and J.R. Gonzales, *Ground Water*, 41(3):355-367, 2003.

DISCLAIMER: *The GSI Mann-Kendall Toolkit is available "as is". Considerable care has been exercised in preparing this software product; however, no party, including without limitation GSI Environmental Inc., makes any representation or warranty regarding the accuracy, correctness, or completeness of the information contained herein, and no such party shall be liable for any direct, indirect, consequential, incidental or other damages resulting from the use of this product or the information contained herein. Information in this publication is subject to change without notice. GSI Environmental Inc., disclaims any responsibility or obligation to update the information contained herein.*

GSI Environmental Inc., www.gsi-net.com

GSI MANN-KENDALL TOOLKIT
for Constituent Trend Analysis

Evaluation Date:	29-Sep-22	Job ID:	072747
Facility Name:	Shore Health Hospital Remediation	Constituent:	Naphthalene
Conducted By:	KK	Concentration Units:	ug/L

Sampling Point ID:	RW-4						
Sampling Event	**Sampling Date**	**NAPHTHALENE CONCENTRATION (ug/L)**					
1	16-Jul-20	1.5					
2	22-Oct-20	1.7					
3	11-Jan-21	2.7					
4	29-Apr-21	7.1					
5	29-Jul-21	9.4					
6	14-Oct-21	4.1					
7	21-Feb-22	3					
8	9-May-22	<1.0					
9	24-Aug-22	<1.0					
10							
11							
12							
13							
14							
15							
16							
17							
18							
19							
20							
Coefficient of Variation:		0.70					
Mann-Kendall Statistic (S):		11					
Confidence Factor:		93.2%					
Concentration Trend:		Prob. Increasing					

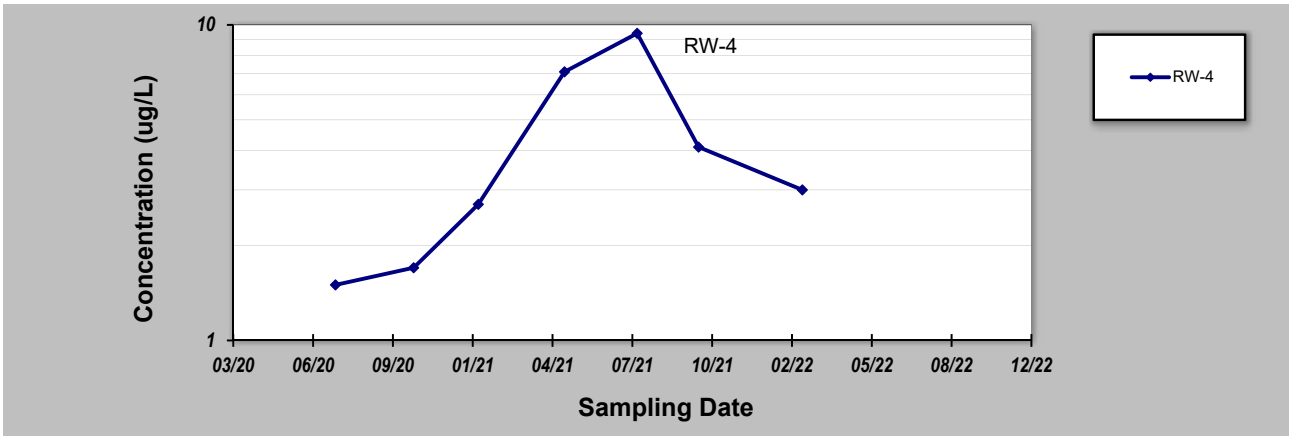

Notes:

1. At least four independent sampling events per well are required for calculating the trend. *Methodology is valid for 4 to 40 samples.*
2. Confidence in Trend = Confidence (in percent) that constituent concentration is increasing (S>0) or decreasing (S<0): >95% = Increasing or Decreasing; ≥ 90% = Probably Increasing or Probably Decreasing; < 90% and S>0 = No Trend; < 90%, S≤0, and COV ≥ 1 = No Trend; < 90% and COV < 1 = Stable.
3. Methodology based on "MAROS: A Decision Support System for Optimizing Monitoring Plans", J.J. Aziz, M. Ling, H.S. Rifai, C.J. Newell, and J.R. Gonzales, *Ground Water*, 41(3):355-367, 2003.

DISCLAIMER: *The GSI Mann-Kendall Toolkit is available "as is". Considerable care has been exercised in preparing this software product; however, no party, including without limitation GSI Environmental Inc., makes any representation or warranty regarding the accuracy, correctness, or completeness of the information contained herein, and no such party shall be liable for any direct, indirect, consequential, incidental or other damages resulting from the use of this product or the information contained herein. Information in this publication is subject to change without notice. GSI Environmental Inc., disclaims any responsibility or obligation to update the information contained herein.*

GSI MANN-KENDALL TOOLKIT
for Constituent Trend Analysis

Evaluation Date:	29-Sep-22	Job ID:	072747
Facility Name:	Shore Health Hospital Remediation	Constituent:	Naphthalene
Conducted By:	KK	Concentration Units:	ug/L

Sampling Point ID:	RW-5						
Sampling Event	**Sampling Date**	**NAPHTHALENE CONCENTRATION (ug/L)**					
1	16-Jul-20	1.7					
2	23-Oct-20	<1.0					
3	11-Jan-21	1.5					
4	29-Apr-21	5.5					
5	29-Jul-21	7.7					
6	14-Oct-21	12					
7	21-Feb-22	4					
8	9-May-22	<1.0					
9	25-Aug-22	<1.0					
10							
11							
12							
13							
14							
15							
16							
17							
18							
19							
20							
Coefficient of Variation:		0.74					
Mann-Kendall Statistic (S):		7					
Confidence Factor:		86.4%					
Concentration Trend:		No Trend					

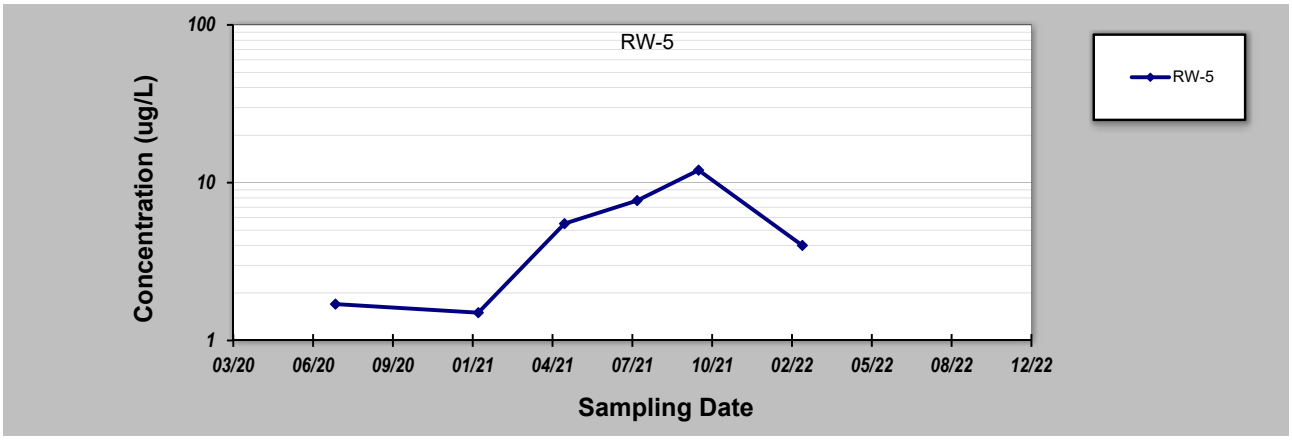

Notes:

1. At least four independent sampling events per well are required for calculating the trend. *Methodology is valid for 4 to 40 samples.*
2. Confidence in Trend = Confidence (in percent) that constituent concentration is increasing (S>0) or decreasing (S<0): >95% = Increasing or Decreasing; ≥ 90% = Probably Increasing or Probably Decreasing; < 90% and S>0 = No Trend; < 90%, S≤0, and COV ≥ 1 = No Trend; < 90% and COV < 1 = Stable.
3. Methodology based on "MAROS: A Decision Support System for Optimizing Monitoring Plans", J.J. Aziz, M. Ling, H.S. Rifai, C.J. Newell, and J.R. Gonzales, *Ground Water*, 41(3):355-367, 2003.

DISCLAIMER: *The GSI Mann-Kendall Toolkit is available "as is". Considerable care has been exercised in preparing this software product; however, no party, including without limitation GSI Environmental Inc., makes any representation or warranty regarding the accuracy, correctness, or completeness of the information contained herein, and no such party shall be liable for any direct, indirect, consequential, incidental or other damages resulting from the use of this product or the information contained herein. Information in this publication is subject to change without notice. GSI Environmental Inc., disclaims any responsibility or obligation to update the information contained herein.*

GSI Environmental Inc., www.gsi-net.com

GSI MANN-KENDALL TOOLKIT
for Constituent Trend Analysis

Evaluation Date:	29-Sep-22	Job ID:	072747
Facility Name:	Shore Health Hospital Remediation	Constituent:	Naphthalene
Conducted By:	KK	Concentration Units:	ug/L

Sampling Point ID:	RW-6						
Sampling Event	**Sampling Date**	**NAPHTHALENE CONCENTRATION (ug/L)**					
1	16-Jul-20	1.5					
2	22-Oct-20	1.5					
3	11-Jan-21	<1.0					
4	29-Apr-21	1.4					
5	29-Jul-21	1.7					
6	14-Oct-21	1.8					
7	21-Feb-22	1.3					
8	9-May-22	<1.0					
9	23-Aug-22	<1.0					
10							
11							
12							
13							
14							
15							
16							
17							
18							
19							
20							
Coefficient of Variation:	0.12						
Mann-Kendall Statistic (S):	0						
Confidence Factor:	39.3%						
Concentration Trend:	Stable						

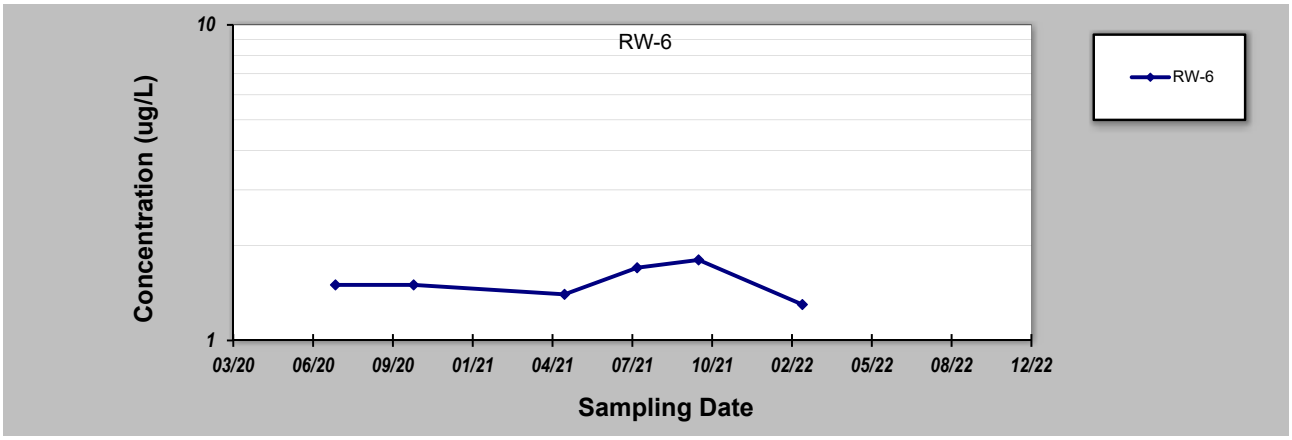

Notes:

1. At least four independent sampling events per well are required for calculating the trend. *Methodology is valid for 4 to 40 samples.*
2. Confidence in Trend = Confidence (in percent) that constituent concentration is increasing (S>0) or decreasing (S<0): >95% = Increasing or Decreasing; ≥ 90% = Probably Increasing or Probably Decreasing; < 90% and S>0 = No Trend; < 90%, S≤0, and COV ≥ 1 = No Trend; < 90% and COV < 1 = Stable.
3. Methodology based on "MAROS: A Decision Support System for Optimizing Monitoring Plans", J.J. Aziz, M. Ling, H.S. Rifai, C.J. Newell, and J.R. Gonzales, *Ground Water*, 41(3):355-367, 2003.

DISCLAIMER: *The GSI Mann-Kendall Toolkit is available "as is". Considerable care has been exercised in preparing this software product; however, no party, including without limitation GSI Environmental Inc., makes any representation or warranty regarding the accuracy, correctness, or completeness of the information contained herein, and no such party shall be liable for any direct, indirect, consequential, incidental or other damages resulting from the use of this product or the information contained herein. Information in this publication is subject to change without notice. GSI Environmental Inc., disclaims any responsibility or obligation to update the information contained herein.*

GSI MANN-KENDALL TOOLKIT
for Constituent Trend Analysis

Evaluation Date:	29-Sep-22	Job ID:	072747
Facility Name:	Shore Health Hospital Remediation	Constituent:	TPH-DRO with SGC
Conducted By:	KK	Concentration Units:	mg/L

Sampling Point ID:	MW-9						
Sampling Event	**Sampling Date**	**TPH-DRO WITH SGC CONCENTRATION (mg/L)**					
1	16-Jul-20	0.27					
2	20-Oct-20	0.18					
3	11-Jan-21	<0.1					
4	26-Apr-21	<0.1					
5	26-Jul-21	<0.1					
6	11-Oct-21	<0.1					
7	22-Feb-22	<0.1					
8	12-May-22	<0.1					
9	8-Jun-22	<0.1					
10	14-Jul-22	<0.1					
11	24-Aug-22	0.15					
12	15-Sep-22	0.14					
13							
14							
15							
16							
17							
18							
19							
20							
Coefficient of Variation:		0.32					
Mann-Kendall Statistic (S):		-6					
Confidence Factor:		95.8%					
Concentration Trend:		Decreasing					

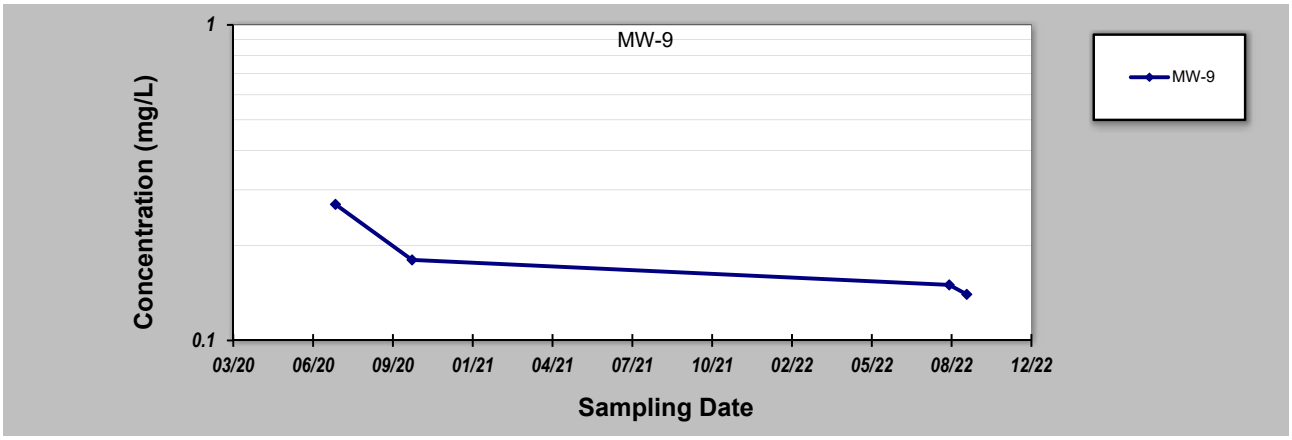

Notes:

1. At least four independent sampling events per well are required for calculating the trend. *Methodology is valid for 4 to 40 samples.*
2. Confidence in Trend = Confidence (in percent) that constituent concentration is increasing (S>0) or decreasing (S<0): >95% = Increasing or Decreasing; ≥ 90% = Probably Increasing or Probably Decreasing; < 90% and S>0 = No Trend; < 90%, S≤0, and COV ≥ 1 = No Trend; < 90% and COV < 1 = Stable.
3. Methodology based on "MAROS: A Decision Support System for Optimizing Monitoring Plans", J.J. Aziz, M. Ling, H.S. Rifai, C.J. Newell, and J.R. Gonzales, *Ground Water*, 41(3):355-367, 2003.

DISCLAIMER: *The GSI Mann-Kendall Toolkit is available "as is". Considerable care has been exercised in preparing this software product; however, no party, including without limitation GSI Environmental Inc., makes any representation or warranty regarding the accuracy, correctness, or completeness of the information contained herein, and no such party shall be liable for any direct, indirect, consequential, incidental or other damages resulting from the use of this product or the information contained herein. Information in this publication is subject to change without notice. GSI Environmental Inc., disclaims any responsibility or obligation to update the information contained herein.*

GSI Environmental Inc., www.gsi-net.com

GSI MANN-KENDALL TOOLKIT
for Constituent Trend Analysis

Evaluation Date:	29-Sep-22	Job ID:	072747
Facility Name:	Shore Health Hospital Remediation	Constituent:	TPH-DRO with SGC
Conducted By:	KK	Concentration Units:	mg/L

Sampling Point ID:	MW-13						
Sampling Event	**Sampling Date**	**TPH-DRO WITH SGC CONCENTRATION (mg/L)**					
1	16-Jul-20	<0.1					
2	20-Oct-20	0.78					
3	11-Jan-21	0.12					
4	26-Apr-21	0.59					
5	26-Jul-21	0.45					
6	11-Oct-21	0.6					
7	22-Feb-22	1.3					
8	11-May-22	2.6					
9	9-Jun-22	0.15					
10	15-Jul-22	<0.10					
11	24-Aug-22	1.5					
12	15-Sep-22	0.14					
13							
14							
15							
16							
17							
18							
19							
20							
Coefficient of Variation:		0.95					
Mann-Kendall Statistic (S):		5					
Confidence Factor:		63.6%					
Concentration Trend:		No Trend					

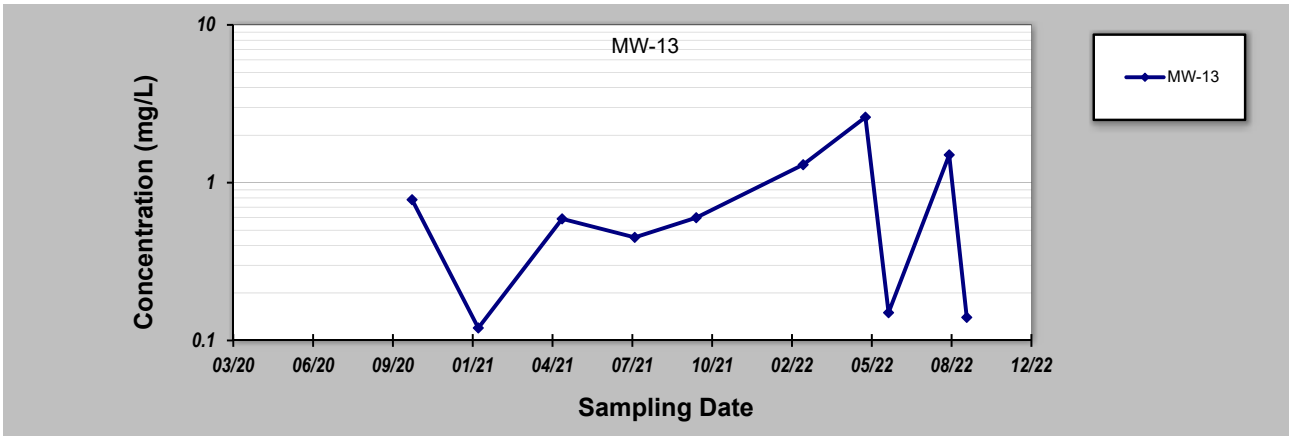

Notes:

1. At least four independent sampling events per well are required for calculating the trend. *Methodology is valid for 4 to 40 samples.*
2. Confidence in Trend = Confidence (in percent) that constituent concentration is increasing (S>0) or decreasing (S<0): >95% = Increasing or Decreasing; ≥ 90% = Probably Increasing or Probably Decreasing; < 90% and S>0 = No Trend; < 90%, S≤0, and COV ≥ 1 = No Trend; < 90% and COV < 1 = Stable.
3. Methodology based on "MAROS: A Decision Support System for Optimizing Monitoring Plans", J.J. Aziz, M. Ling, H.S. Rifai, C.J. Newell, and J.R. Gonzales, *Ground Water*, 41(3):355-367, 2003.

DISCLAIMER: *The GSI Mann-Kendall Toolkit is available "as is". Considerable care has been exercised in preparing this software product; however, no party, including without limitation GSI Environmental Inc., makes any representation or warranty regarding the accuracy, correctness, or completeness of the information contained herein, and no such party shall be liable for any direct, indirect, consequential, incidental or other damages resulting from the use of this product or the information contained herein. Information in this publication is subject to change without notice. GSI Environmental Inc., disclaims any responsibility or obligation to update the information contained herein.*

GSI Environmental Inc., www.gsi-net.com

GSI MANN-KENDALL TOOLKIT
for Constituent Trend Analysis

Evaluation Date:	29-Sep-22	Job ID:	072747
Facility Name:	Shore Health Hospital Remediation	Constituent:	TPH-DRO with SGC
Conducted By:	KK	Concentration Units:	mg/L

Sampling Point ID:	MW-14						
Sampling Event	**Sampling Date**	**TPH-DRO WITH SGC CONCENTRATION (mg/L)**					
1	16-Jul-20	3.2					
2	20-Oct-20	0.57					
3	11-Jan-21	0.41					
4	26-Apr-21	0.51					
5	26-Jul-21	0.23					
6	11-Oct-21	0.34					
7	22-Feb-22	0.6					
8	12-May-22	0.67					
9	9-Jun-22	0.34					
10	15-Jul-22	0.15					
11	25-Aug-22	0.69					
12	15-Sep-22	0.22					
13							
14							
15							
16							
17							
18							
19							
20							
Coefficient of Variation:		1.24					
Mann-Kendall Statistic (S):		-17					
Confidence Factor:		86.0%					
Concentration Trend:		No Trend					

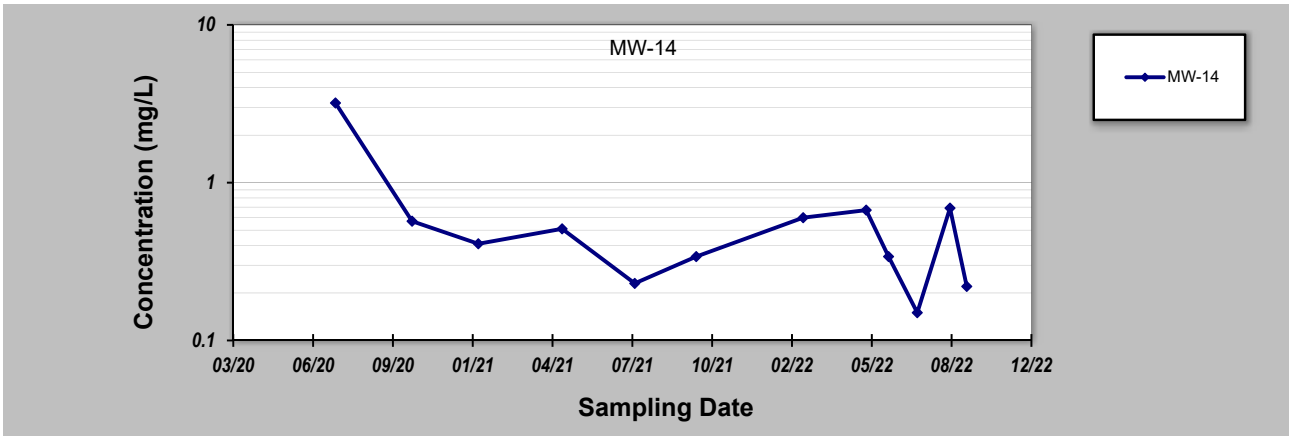

Notes:

1. At least four independent sampling events per well are required for calculating the trend. *Methodology is valid for 4 to 40 samples.*
2. Confidence in Trend = Confidence (in percent) that constituent concentration is increasing (S>0) or decreasing (S<0): >95% = Increasing or Decreasing; ≥ 90% = Probably Increasing or Probably Decreasing; < 90% and S>0 = No Trend; < 90%, S≤0, and COV ≥ 1 = No Trend; < 90% and COV < 1 = Stable.
3. Methodology based on "MAROS: A Decision Support System for Optimizing Monitoring Plans", J.J. Aziz, M. Ling, H.S. Rifai, C.J. Newell, and J.R. Gonzales, *Ground Water*, 41(3):355-367, 2003.

DISCLAIMER: *The GSI Mann-Kendall Toolkit is available "as is". Considerable care has been exercised in preparing this software product; however, no party, including without limitation GSI Environmental Inc., makes any representation or warranty regarding the accuracy, correctness, or completeness of the information contained herein, and no such party shall be liable for any direct, indirect, consequential, incidental or other damages resulting from the use of this product or the information contained herein. Information in this publication is subject to change without notice. GSI Environmental Inc., disclaims any responsibility or obligation to update the information contained herein.*

GSI Environmental Inc., www.gsi-net.com

GSI MANN-KENDALL TOOLKIT
for Constituent Trend Analysis

Evaluation Date:	29-Sep-22	Job ID:	072747
Facility Name:	Shore Health Hospital Remediation	Constituent:	TPH-DRO with SGC
Conducted By:	KK	Concentration Units:	mg/L

Sampling Point ID:	MW-20						
Sampling Event	**Sampling Date**	**TPH-DRO WITH SGC CONCENTRATION (mg/L)**					
1	16-Jul-20	0.14					
2	20-Oct-20	0.22					
3	11-Jan-21	0.2					
4	26-Apr-21	0.16					
5	26-Jul-21	0.27					
6	11-Oct-21	0.32					
7	22-Feb-22	0.15					
8	10-May-22	0.13					
9	9-Jun-22	<0.10					
10	14-Jul-22	0.11					
11	23-Aug-22	<0.10					
12	15-Sep-22	<0.10					
13							
14							
15							
16							
17							
18							
19							
20							
Coefficient of Variation:		0.37					
Mann-Kendall Statistic (S):		-10					
Confidence Factor:		82.1%					
Concentration Trend:		Stable					

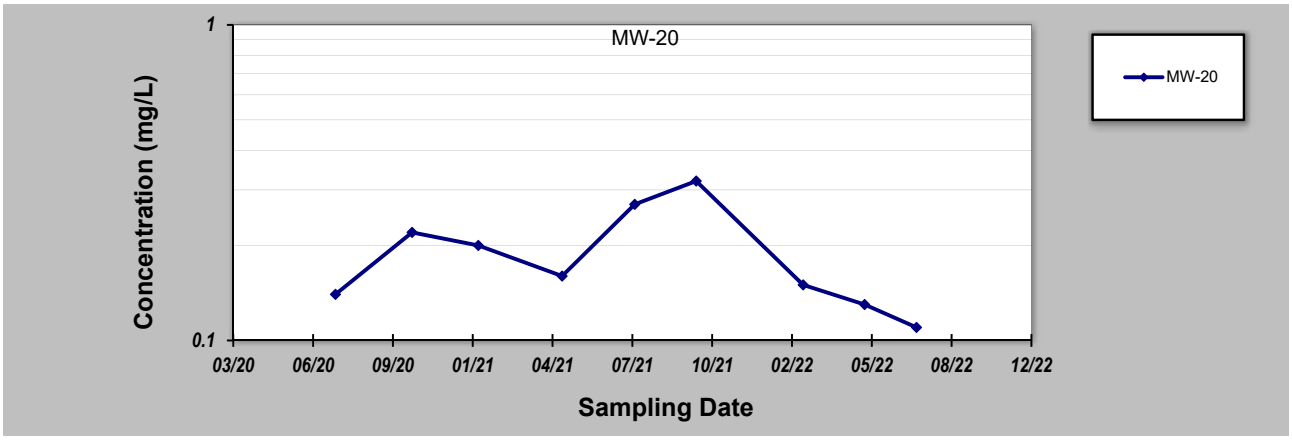

Notes:

1. At least four independent sampling events per well are required for calculating the trend. *Methodology is valid for 4 to 40 samples.*
2. Confidence in Trend = Confidence (in percent) that constituent concentration is increasing (S>0) or decreasing (S<0): >95% = Increasing or Decreasing; ≥ 90% = Probably Increasing or Probably Decreasing; < 90% and S>0 = No Trend; < 90%, S≤0, and COV ≥ 1 = No Trend; < 90% and COV < 1 = Stable.
3. Methodology based on "MAROS: A Decision Support System for Optimizing Monitoring Plans", J.J. Aziz, M. Ling, H.S. Rifai, C.J. Newell, and J.R. Gonzales, *Ground Water*, 41(3):355-367, 2003.

DISCLAIMER: *The GSI Mann-Kendall Toolkit is available "as is". Considerable care has been exercised in preparing this software product; however, no party, including without limitation GSI Environmental Inc., makes any representation or warranty regarding the accuracy, correctness, or completeness of the information contained herein, and no such party shall be liable for any direct, indirect, consequential, incidental or other damages resulting from the use of this product or the information contained herein. Information in this publication is subject to change without notice. GSI Environmental Inc., disclaims any responsibility or obligation to update the information contained herein.*

GSI Environmental Inc., www.gsi-net.com

GSI MANN-KENDALL TOOLKIT
for Constituent Trend Analysis

Evaluation Date:	29-Sep-22	Job ID:	072747
Facility Name:	Shore Health Hospital Remediation	Constituent:	TPH-DRO with SGC
Conducted By:	KK	Concentration Units:	mg/L

Sampling Point ID:	MW-37						
Sampling Event	**Sampling Date**	**TPH-DRO WITH SGC CONCENTRATION (mg/L)**					
1	16-Jul-20	0.19					
2	20-Oct-20	0.13					
3	11-Jan-21	<0.1					
4	26-Apr-21	0.11					
5	26-Jul-21	0.11					
6	11-Oct-21	0.1					
7	22-Feb-22	<0.1					
8	11-May-22	<0.1					
9	8-Jun-22	<0.1					
10	14-Jul-22	<0.1					
11	23-Aug-22	<0.1					
12	15-Sep-22	<0.1					
13							
14							
15							
16							
17							
18							
19							
20							
Coefficient of Variation:		0.28					
Mann-Kendall Statistic (S):		-9					
Confidence Factor:		97.5%					
Concentration Trend:		Decreasing					

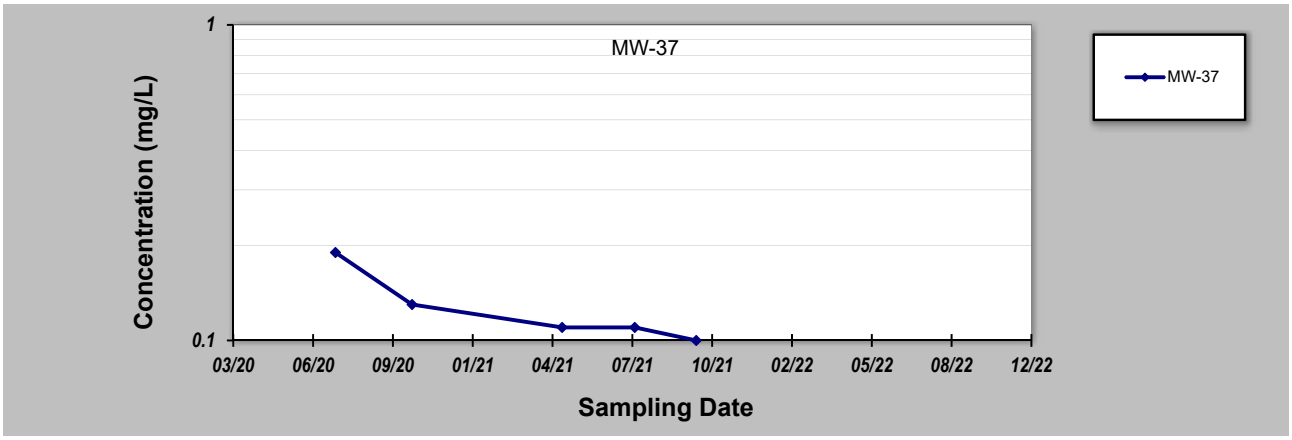

Notes:

1. At least four independent sampling events per well are required for calculating the trend. *Methodology is valid for 4 to 40 samples.*
2. Confidence in Trend = Confidence (in percent) that constituent concentration is increasing (S>0) or decreasing (S<0): >95% = Increasing or Decreasing; ≥ 90% = Probably Increasing or Probably Decreasing; < 90% and S>0 = No Trend; < 90%, S≤0, and COV ≥ 1 = No Trend; < 90% and COV < 1 = Stable.
3. Methodology based on "MAROS: A Decision Support System for Optimizing Monitoring Plans", J.J. Aziz, M. Ling, H.S. Rifai, C.J. Newell, and J.R. Gonzales, *Ground Water*, 41(3):355-367, 2003.

DISCLAIMER: *The GSI Mann-Kendall Toolkit is available "as is". Considerable care has been exercised in preparing this software product; however, no party, including without limitation GSI Environmental Inc., makes any representation or warranty regarding the accuracy, correctness, or completeness of the information contained herein, and no such party shall be liable for any direct, indirect, consequential, incidental or other damages resulting from the use of this product or the information contained herein. Information in this publication is subject to change without notice. GSI Environmental Inc., disclaims any responsibility or obligation to update the information contained herein.*

GSI Environmental Inc., www.gsi-net.com

GSI MANN-KENDALL TOOLKIT
for Constituent Trend Analysis

Evaluation Date:	29-Sep-22	Job ID:	072747
Facility Name:	Shore Health Hospital Remediation	Constituent:	TPH-DRO with SGC
Conducted By:	KK	Concentration Units:	mg/L

Sampling Point ID: MW-41

Sampling Event	Sampling Date	TPH-DRO WITH SGC CONCENTRATION (mg/L)						
1	16-Jul-20	0.15						
2	20-Oct-20	0.49						
3	11-Jan-21	0.17						
4	26-Apr-21	<0.1						
5	26-Jul-21	0.13						
6	11-Oct-21	<0.1						
7	22-Feb-22	<0.1						
8	12-May-22	<0.1						
9	25-Aug-22	<0.1						
10								
11								
12								
13								
14								
15								
16								
17								
18								
19								
20								
Coefficient of Variation:		0.73						
Mann-Kendall Statistic (S):		-2						
Confidence Factor:		62.5%						
Concentration Trend:		Stable						

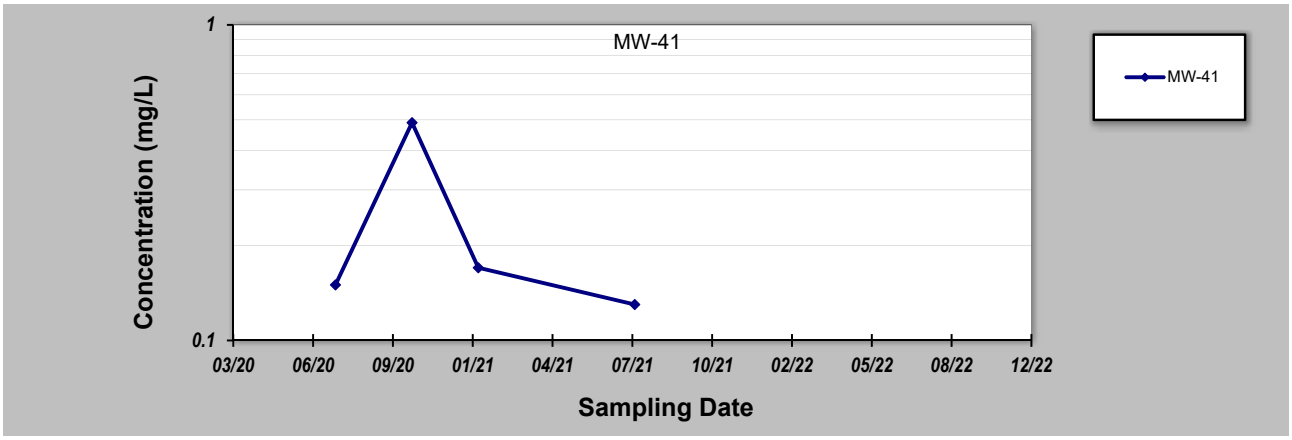

Notes:

1. At least four independent sampling events per well are required for calculating the trend. *Methodology is valid for 4 to 40 samples.*
2. Confidence in Trend = Confidence (in percent) that constituent concentration is increasing (S>0) or decreasing (S<0): >95% = Increasing or Decreasing; ≥ 90% = Probably Increasing or Probably Decreasing; < 90% and S>0 = No Trend; < 90%, S≤0, and COV ≥ 1 = No Trend; < 90% and COV < 1 = Stable.
3. Methodology based on "MAROS: A Decision Support System for Optimizing Monitoring Plans", J.J. Aziz, M. Ling, H.S. Rifai, C.J. Newell, and J.R. Gonzales, *Ground Water*, 41(3):355-367, 2003.

DISCLAIMER: *The GSI Mann-Kendall Toolkit is available "as is". Considerable care has been exercised in preparing this software product; however, no party, including without limitation GSI Environmental Inc., makes any representation or warranty regarding the accuracy, correctness, or completeness of the information contained herein, and no such party shall be liable for any direct, indirect, consequential, incidental or other damages resulting from the use of this product or the information contained herein. Information in this publication is subject to change without notice. GSI Environmental Inc., disclaims any responsibility or obligation to update the information contained herein.*

GSI Environmental Inc., www.gsi-net.com

GSI MANN-KENDALL TOOLKIT
for Constituent Trend Analysis

Evaluation Date:	29-Sep-22	Job ID:	072747
Facility Name:	Shore Health Hospital Remediation	Constituent:	TPH-DRO with SGC
Conducted By:	KK	Concentration Units:	mg/L

Sampling Point ID: MW-43

Sampling Event	Sampling Date	TPH-DRO WITH SGC CONCENTRATION (mg/L)						
1	16-Jul-20	0.63						
2	20-Oct-20	0.6						
3	11-Jan-21	0.15						
4	26-Apr-21	0.39						
5	26-Jul-21	0.44						
6	11-Oct-21	0.25						
7	22-Feb-22	<0.1						
8	11-May-22	0.13						
9	8-Jun-22	<0.10						
10	14-Jul-22	<0.10						
11	24-Aug-22	0.34						
12	14-Sep-22	0.19						
13								
14								
15								
16								
17								
18								
19								
20								
Coefficient of Variation:		0.53						
Mann-Kendall Statistic (S):		-18						
Confidence Factor:		96.2%						
Concentration Trend:		Decreasing						

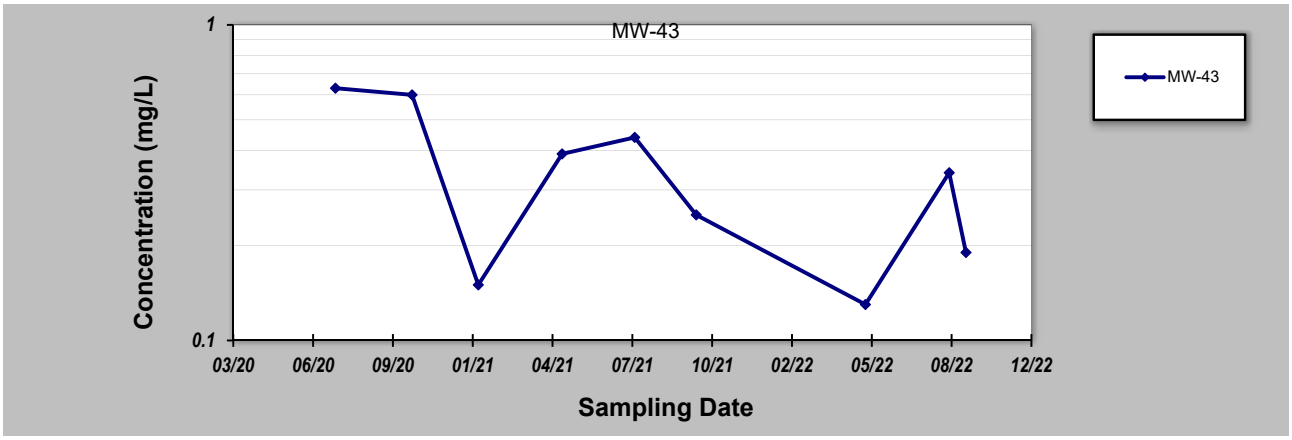

Notes:

1. At least four independent sampling events per well are required for calculating the trend. *Methodology is valid for 4 to 40 samples.*
2. Confidence in Trend = Confidence (in percent) that constituent concentration is increasing (S>0) or decreasing (S<0): >95% = Increasing or Decreasing; ≥ 90% = Probably Increasing or Probably Decreasing; < 90% and S>0 = No Trend; < 90%, S≤0, and COV ≥ 1 = No Trend; < 90% and COV < 1 = Stable.
3. Methodology based on "MAROS: A Decision Support System for Optimizing Monitoring Plans", J.J. Aziz, M. Ling, H.S. Rifai, C.J. Newell, and J.R. Gonzales, *Ground Water*, 41(3):355-367, 2003.

DISCLAIMER: *The GSI Mann-Kendall Toolkit is available "as is". Considerable care has been exercised in preparing this software product; however, no party, including without limitation GSI Environmental Inc., makes any representation or warranty regarding the accuracy, correctness, or completeness of the information contained herein, and no such party shall be liable for any direct, indirect, consequential, incidental or other damages resulting from the use of this product or the information contained herein. Information in this publication is subject to change without notice. GSI Environmental Inc., disclaims any responsibility or obligation to update the information contained herein.*

GSI Environmental Inc., www.gsi-net.com

GSI MANN-KENDALL TOOLKIT
for Constituent Trend Analysis

Evaluation Date:	29-Sep-22	Job ID:	072747
Facility Name:	Shore Health Hospital Remediation	Constituent:	TPH-DRO with SGC
Conducted By:	KK	Concentration Units:	mg/L

Sampling Point ID:	MW-45						
Sampling Event	**Sampling Date**	**TPH-DRO WITH SGC CONCENTRATION (mg/L)**					
1	16-Jul-20	0.22					
2	20-Oct-20	0.6					
3	11-Jan-21	0.25					
4	26-Apr-21	0.35					
5	26-Jul-21	2.1					
6	11-Oct-21	0.68					
7	22-Feb-22	0.32					
8	11-May-22	0.11					
9	9-Jun-22	<0.10					
10	15-Jul-22	<0.10					
11	24-Aug-22	0.31					
12	15-Sep-22	0.36					
13							
14							
15							
16							
17							
18							
19							
20							
Coefficient of Variation:		1.09					
Mann-Kendall Statistic (S):		1					
Confidence Factor:		50.0%					
Concentration Trend:		No Trend					

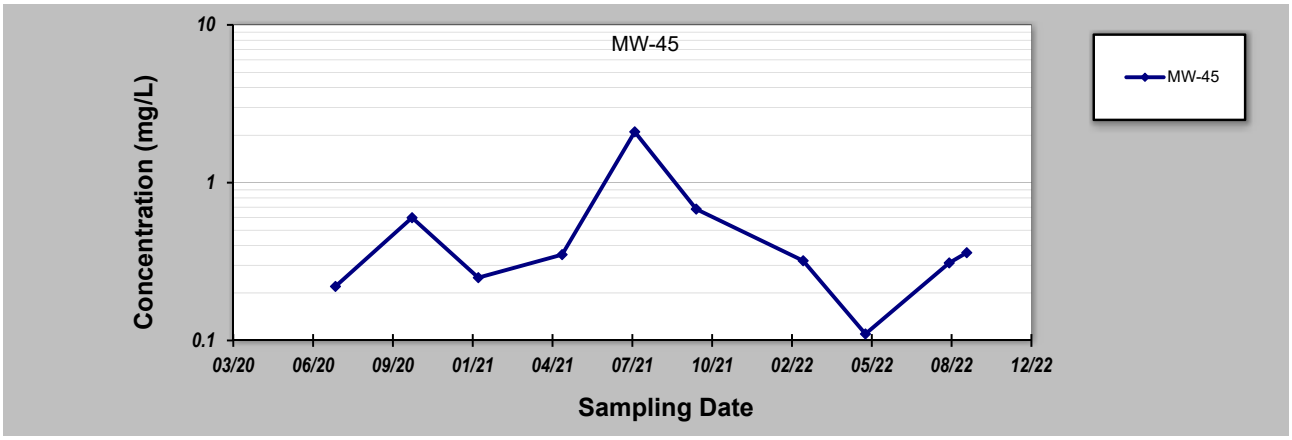

Notes:

1. At least four independent sampling events per well are required for calculating the trend. *Methodology is valid for 4 to 40 samples.*
2. Confidence in Trend = Confidence (in percent) that constituent concentration is increasing (S>0) or decreasing (S<0): >95% = Increasing or Decreasing; ≥ 90% = Probably Increasing or Probably Decreasing; < 90% and S>0 = No Trend; < 90%, S≤0, and COV ≥ 1 = No Trend; < 90% and COV < 1 = Stable.
3. Methodology based on "MAROS: A Decision Support System for Optimizing Monitoring Plans", J.J. Aziz, M. Ling, H.S. Rifai, C.J. Newell, and J.R. Gonzales, *Ground Water*, 41(3):355-367, 2003.

DISCLAIMER: *The GSI Mann-Kendall Toolkit is available "as is". Considerable care has been exercised in preparing this software product; however, no party, including without limitation GSI Environmental Inc., makes any representation or warranty regarding the accuracy, correctness, or completeness of the information contained herein, and no such party shall be liable for any direct, indirect, consequential, incidental or other damages resulting from the use of this product or the information contained herein. Information in this publication is subject to change without notice. GSI Environmental Inc., disclaims any responsibility or obligation to update the information contained herein.*

GSI Environmental Inc., www.gsi-net.com

GSI MANN-KENDALL TOOLKIT
for Constituent Trend Analysis

Evaluation Date:	29-Sep-22	Job ID:	072747
Facility Name:	Shore Health Hospital Remediation	Constituent:	TPH-DRO with SGC
Conducted By:	KK	Concentration Units:	mg/L

Sampling Point ID:	MW-46						
Sampling Event	**Sampling Date**	**TPH-DRO WITH SGC CONCENTRATION (mg/L)**					
1	16-Jul-20	0.28					
2	20-Oct-20	0.98					
3	11-Jan-21	0.51					
4	26-Apr-21	0.81					
5	26-Jul-21	0.35					
6	11-Oct-21	0.47					
7	22-Feb-22	0.71					
8	11-May-22	1.3					
9	9-Jun-22	0.16					
10	15-Jul-22	0.42					
11	24-Aug-22	0.72					
12	15-Sep-22	0.59					
13							
14							
15							
16							
17							
18							
19							
20							
Coefficient of Variation:		0.52					
Mann-Kendall Statistic (S):		2					
Confidence Factor:		52.7%					
Concentration Trend:		No Trend					

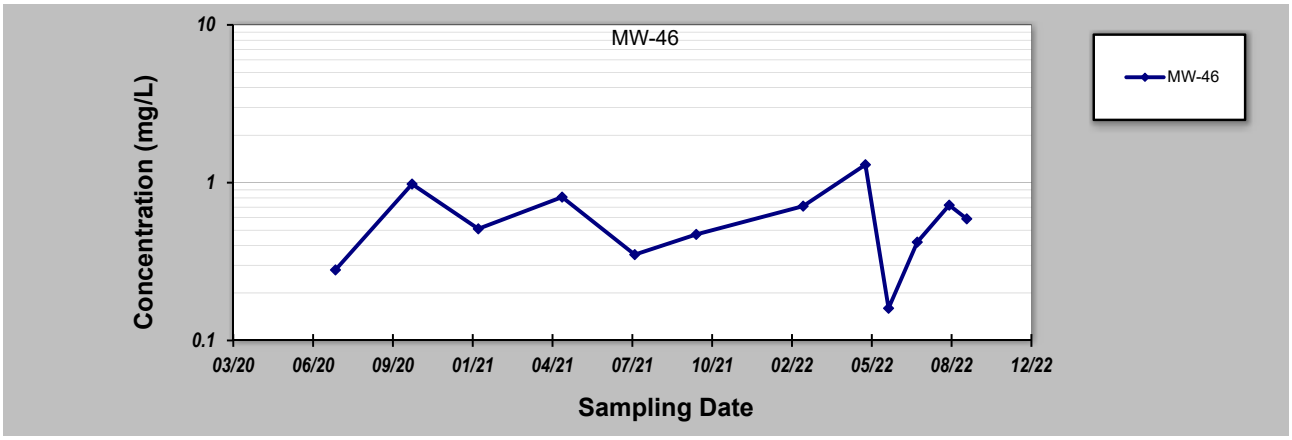

Notes:

1. At least four independent sampling events per well are required for calculating the trend. *Methodology is valid for 4 to 40 samples.*
2. Confidence in Trend = Confidence (in percent) that constituent concentration is increasing (S>0) or decreasing (S<0): >95% = Increasing or Decreasing; ≥ 90% = Probably Increasing or Probably Decreasing; < 90% and S>0 = No Trend; < 90%, S≤0, and COV ≥ 1 = No Trend; < 90% and COV < 1 = Stable.
3. Methodology based on "MAROS: A Decision Support System for Optimizing Monitoring Plans", J.J. Aziz, M. Ling, H.S. Rifai, C.J. Newell, and J.R. Gonzales, *Ground Water*, 41(3):355-367, 2003.

DISCLAIMER: *The GSI Mann-Kendall Toolkit is available "as is". Considerable care has been exercised in preparing this software product; however, no party, including without limitation GSI Environmental Inc., makes any representation or warranty regarding the accuracy, correctness, or completeness of the information contained herein, and no such party shall be liable for any direct, indirect, consequential, incidental or other damages resulting from the use of this product or the information contained herein. Information in this publication is subject to change without notice. GSI Environmental Inc., disclaims any responsibility or obligation to update the information contained herein.*

GSI Environmental Inc., www.gsi-net.com

GSI MANN-KENDALL TOOLKIT
for Constituent Trend Analysis

Evaluation Date:	29-Sep-22	Job ID:	072747
Facility Name:	Shore Health Hospital Remediation	Constituent:	TPH-DRO with SGC
Conducted By:	KK	Concentration Units:	mg/L

Sampling Point ID: MW-47

Sampling Event	Sampling Date	TPH-DRO WITH SGC CONCENTRATION (mg/L)						
1	16-Jul-20	0.42						
2	20-Oct-20	0.92						
3	11-Jan-21	0.34						
4	26-Apr-21	0.37						
5	26-Jul-21	<0.1						
6	11-Oct-21	0.27						
7	22-Feb-22	0.24						
8	12-May-22	0.24						
9	9-Jun-22	0.245						
10	15-Jul-22	<0.10						
11	25-Aug-22	0.18						
12	15-Sep-22	0.15						
13								
14								
15								
16								
17								
18								
19								
20								
Coefficient of Variation:		0.65						
Mann-Kendall Statistic (S):		-36						
Confidence Factor:		>99.9%						
Concentration Trend:		Decreasing						

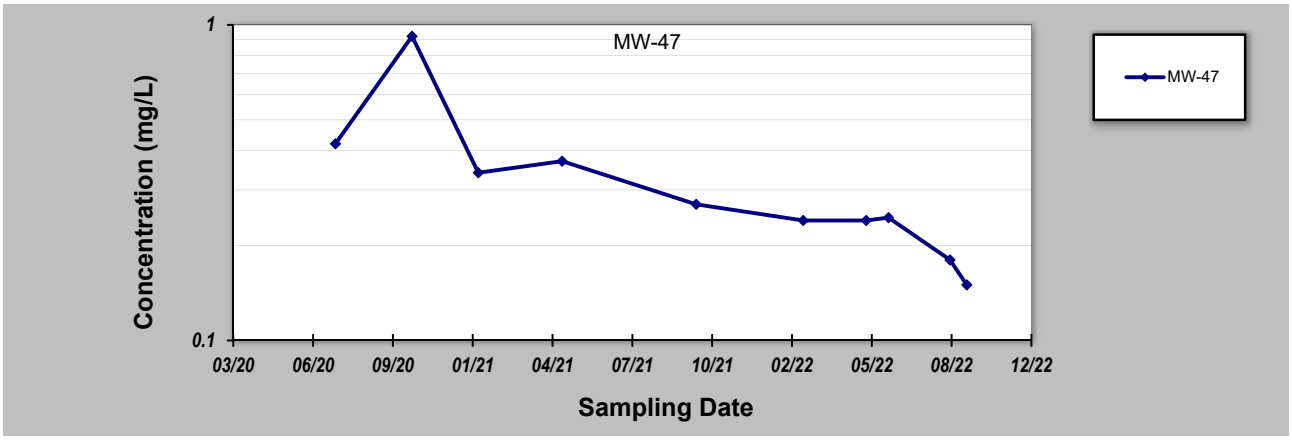

Notes:

1. At least four independent sampling events per well are required for calculating the trend. *Methodology is valid for 4 to 40 samples.*
2. Confidence in Trend = Confidence (in percent) that constituent concentration is increasing (S>0) or decreasing (S<0): >95% = Increasing or Decreasing; ≥ 90% = Probably Increasing or Probably Decreasing; < 90% and S>0 = No Trend; < 90%, S≤0, and COV ≥ 1 = No Trend; < 90% and COV < 1 = Stable.
3. Methodology based on "MAROS: A Decision Support System for Optimizing Monitoring Plans", J.J. Aziz, M. Ling, H.S. Rifai, C.J. Newell, and J.R. Gonzales, *Ground Water*, 41(3):355-367, 2003.

DISCLAIMER: *The GSI Mann-Kendall Toolkit is available "as is". Considerable care has been exercised in preparing this software product; however, no party, including without limitation GSI Environmental Inc., makes any representation or warranty regarding the accuracy, correctness, or completeness of the information contained herein, and no such party shall be liable for any direct, indirect, consequential, incidental or other damages resulting from the use of this product or the information contained herein. Information in this publication is subject to change without notice. GSI Environmental Inc., disclaims any responsibility or obligation to update the information contained herein.*

GSI Environmental Inc., www.gsi-net.com

GSI MANN-KENDALL TOOLKIT
for Constituent Trend Analysis

Evaluation Date:	29-Sep-22	Job ID:	072747
Facility Name:	Shore Health Hospital Remediation	Constituent:	TPH-DRO with SGC
Conducted By:	KK	Concentration Units:	mg/L

Sampling Point ID:	MW-53						
Sampling Event	**Sampling Date**	**TPH-DRO WITH SGC CONCENTRATION (mg/L)**					
1	16-Jul-20	0.36					
2	20-Oct-20	0.53					
3	11-Jan-21	0.31					
4	26-Apr-21	0.15					
5	26-Jul-21	<0.1					
6	11-Oct-21	<0.1					
7	22-Feb-22	<0.1					
8	11-May-22	<0.1					
9	24-Aug-22	<0.1					
10							
11							
12							
13							
14							
15							
16							
17							
18							
19							
20							
Coefficient of Variation:		0.46					
Mann-Kendall Statistic (S):		-4					
Confidence Factor:		83.3%					
Concentration Trend:		Stable					

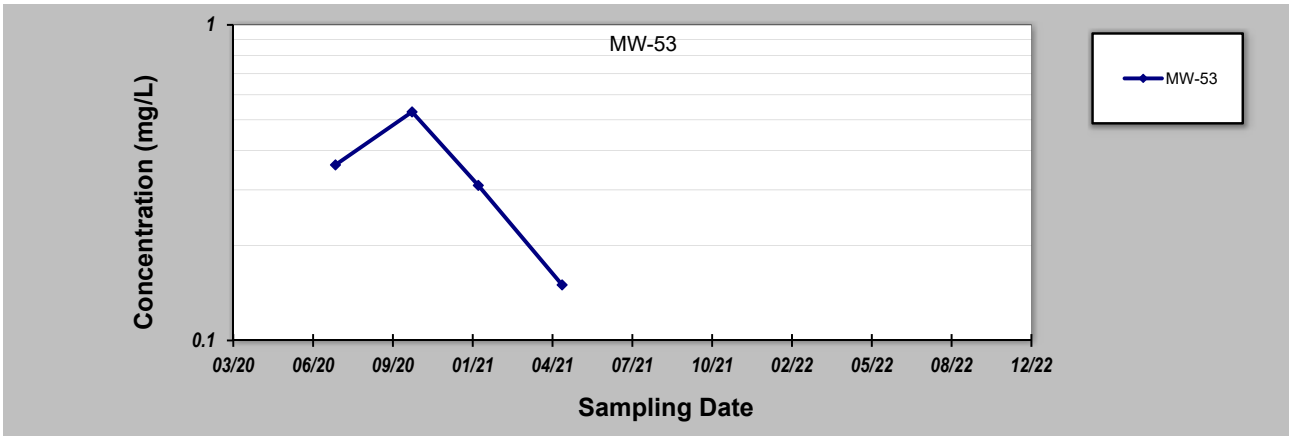

Notes:

1. At least four independent sampling events per well are required for calculating the trend. *Methodology is valid for 4 to 40 samples.*
2. Confidence in Trend = Confidence (in percent) that constituent concentration is increasing (S>0) or decreasing (S<0): >95% = Increasing or Decreasing; ≥ 90% = Probably Increasing or Probably Decreasing; < 90% and S>0 = No Trend; < 90%, S≤0, and COV ≥ 1 = No Trend; < 90% and COV < 1 = Stable.
3. Methodology based on "MAROS: A Decision Support System for Optimizing Monitoring Plans", J.J. Aziz, M. Ling, H.S. Rifai, C.J. Newell, and J.R. Gonzales, *Ground Water*, 41(3):355-367, 2003.

DISCLAIMER: *The GSI Mann-Kendall Toolkit is available "as is". Considerable care has been exercised in preparing this software product; however, no party, including without limitation GSI Environmental Inc., makes any representation or warranty regarding the accuracy, correctness, or completeness of the information contained herein, and no such party shall be liable for any direct, indirect, consequential, incidental or other damages resulting from the use of this product or the information contained herein. Information in this publication is subject to change without notice. GSI Environmental Inc., disclaims any responsibility or obligation to update the information contained herein.*

GSI Environmental Inc., www.gsi-net.com

GSI MANN-KENDALL TOOLKIT
for Constituent Trend Analysis

Evaluation Date:	29-Sep-22	Job ID:	072747
Facility Name:	Shore Health Hospital Remediation	Constituent:	TPH-DRO with SGC
Conducted By:	KK	Concentration Units:	mg/L

Sampling Point ID:	MW-54						
Sampling Event	**Sampling Date**	**TPH-DRO WITH SGC CONCENTRATION (mg/L)**					
1	16-Jul-20	0.51					
2	20-Oct-20	0.51					
3	11-Jan-21	0.43					
4	26-Apr-21	0.36					
5	26-Jul-21	0.39					
6	11-Oct-21	0.48					
7	23-Feb-22	0.21					
8	11-May-22	0.28					
9	9-Jun-22	<0.10					
10	15-Jul-22	0.14					
11	25-Aug-22	0.87					
12	15-Sep-22	0.5					
13							
14							
15							
16							
17							
18							
19							
20							
Coefficient of Variation:		0.46					
Mann-Kendall Statistic (S):		-12					
Confidence Factor:		79.9%					
Concentration Trend:		Stable					

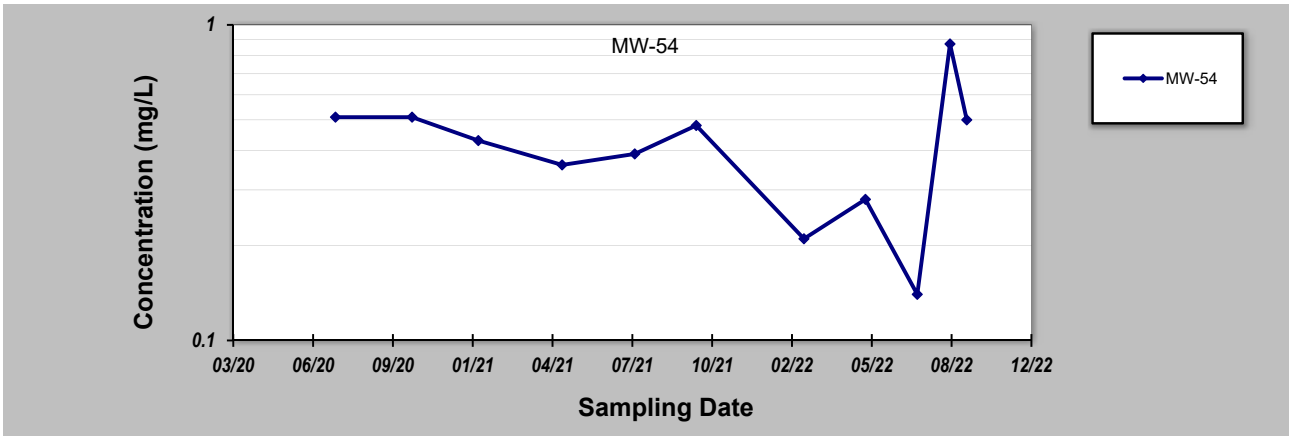

Notes:

1. At least four independent sampling events per well are required for calculating the trend. *Methodology is valid for 4 to 40 samples.*
2. Confidence in Trend = Confidence (in percent) that constituent concentration is increasing (S>0) or decreasing (S<0): >95% = Increasing or Decreasing; ≥ 90% = Probably Increasing or Probably Decreasing; < 90% and S>0 = No Trend; < 90%, S≤0, and COV ≥ 1 = No Trend; < 90% and COV < 1 = Stable.
3. Methodology based on "MAROS: A Decision Support System for Optimizing Monitoring Plans", J.J. Aziz, M. Ling, H.S. Rifai, C.J. Newell, and J.R. Gonzales, *Ground Water*, 41(3):355-367, 2003.

DISCLAIMER: *The GSI Mann-Kendall Toolkit is available "as is". Considerable care has been exercised in preparing this software product; however, no party, including without limitation GSI Environmental Inc., makes any representation or warranty regarding the accuracy, correctness, or completeness of the information contained herein, and no such party shall be liable for any direct, indirect, consequential, incidental or other damages resulting from the use of this product or the information contained herein. Information in this publication is subject to change without notice. GSI Environmental Inc., disclaims any responsibility or obligation to update the information contained herein.*

GSI Environmental Inc., www.gsi-net.com

Table 5 - Summary of Mann-Kendall Analysis (Most Recent 40 Data Points)
Groundwater Concentration Trends
3rd Quarter Report - 2022
Chester River Hospital Center
100 Brown Street, Chestertown, MD 21620

Well	Benzene	TPH-DRO	Naphthalene	TPH-DRO w/ SGC
MW-1		Decreasing		
MW-2		Decreasing		
MW-3		Decreasing	Decreasing	
MW-4		Decreasing		
MW-5		Decreasing		
MW-9		Decreasing	Stable	Decreasing
MW-10R		No Trend	Stable	Probably Decreasing
MW-11		Decreasing		Probably Decreasing
MW-13		No Trend		No Trend
MW-14	Probably Decreasing	Decreasing	Stable	Decreasing
MW-20		Decreasing		Stable
MW-22		Decreasing	Stable	
MW-31R		Stable		
MW-32		Stable		
MW-37		Decreasing	Stable	Decreasing
MW-40		Decreasing	No Trend	
MW-41		Decreasing	No Trend	Decreasing
MW-42		Decreasing	Stable	
MW-43		Decreasing		Decreasing
MW-44		Stable		
MW-45		Decreasing		Stable
MW-46		Decreasing	No Trend	Decreasing
MW-47	Decreasing	Decreasing	Decreasing	Decreasing
MW-50		Stable		
MW-51		Decreasing		Decreasing
MW-52		No Trend	Stable	
MW-53		Decreasing	Stable	Stable
MW-54		Decreasing	Decreasing	Decreasing
MW-55		Decreasing	No Trend	
RW-2D		Decreasing	Probably Increasing	
RW-3B		Decreasing	Decreasing	
RW-4		Decreasing	Increasing	
RW-5		No Trend	Increasing	
RW-6		Decreasing	No Trend	
	Total = 2	Total = 34	Total = 20	Total = 15

Notes:
Gray table cell indicates less than four numeric values available for analysis.

***S* Statistic**	***Confidence In Trend***	***Trend***
$S > 0$	*CF > 95%*	*Increasing*
$S > 0$	*95% ≥ CF ≥ 90%*	*Probably Increasing*
$S > 0$	*CF < 90%*	*No Trend*
$S \leq 0$	*CF < 90% and COV ≥ 1*	*No Trend*
$S \leq 0$	*CF < 90% and COV < 1*	*Stable*
$S < 0$	*95% ≥ CF ≥ 90%*	*Probably Decreasing*
$S < 0$	*CF > 95%*	*Decreasing*

GANNETT FLEMING

GSI MANN-KENDALL TOOLKIT
for Constituent Trend Analysis

Evaluation Date:	29-Sep-22	Job ID:	072747
Facility Name:	Shore Health Hospital Remediation	Constituent:	Benzene
Conducted By:	KK	Concentration Units:	ug/L

Sampling Point ID: MW-14

Sampling Event	Sampling Date	BENZENE CONCENTRATION (ug/L)						
1	19-Sep-14	1.3						
2	24-Oct-14	<1						
3	19-Nov-14	<1						
4	23-Jan-15	<1						
5	23-Apr-15	<1						
6	30-Jul-15	<1						
7	21-Sep-15	NS						
8	5-Oct-15	NS						
9	19-Oct-15	<5						
10	5-Jan-16	1.2						
11	23-Feb-16	NS						
12	22-Apr-16	<1						
13	28-Jul-16	1.9						
14	27-Oct-16	<1						
15	18-Jan-17	2.2						
16	20-Apr-17	1.9						
17	19-Jul-17	1.5						
18	26-Oct-17	1.5						
19	25-Jan-18	1.2						
20	26-Apr-18	<1						
21	26-Jul-18	<1						
22	18-Oct-18	<1						
23	24-Jan-19	<1						
24	25-Apr-19	<1						
25	25-Jul-19	1.2						
26	24-Oct-19	<1						
27	16-Jan-20	<1						
28	16-Apr-20	<1						
29	16-Jul-20	<1						
30	23-Oct-20	<1.0						
31	11-Jan-21	<1.0						
32	30-Apr-21	1						
33	29-Jul-21	<1.0						
34	14-Oct-21	<1.0						
35	21-Feb-22	<1.0						
36	9-May-22	<1.0						
37	9-Jun-22	<1.0						
38	13-Jul-22	<1.0						
39	25-Aug-22	<1.0						
40	15-Sep-22	<1.0						
Coefficient of Variation:		0.26						
Mann-Kendall Statistic (S):		-18						
Confidence Factor:		93.4%						
Concentration Trend:		Prob. Decreasing						

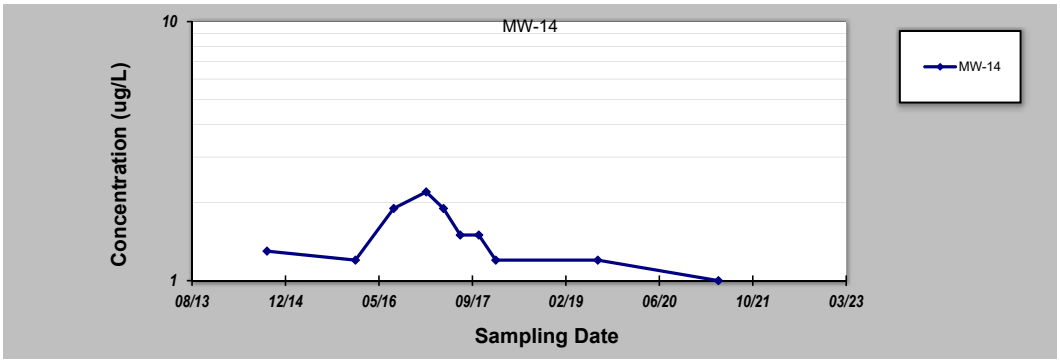

Notes:

1. At least four independent sampling events per well are required for calculating the trend. *Methodology is valid for 4 to 40 samples.*
2. Confidence in Trend = Confidence (in percent) that constituent concentration is increasing (S>0) or decreasing (S<0): >95% = Increasing or Decreasing; ≥ 90% = Probably Increasing or Probably Decreasing; < 90% and S>0 = No Trend; < 90%, S≤0, and COV ≥ 1 = No Trend; < 90% and COV < 1 = Stable.
3. Methodology based on "MAROS: A Decision Support System for Optimizing Monitoring Plans", J.J. Aziz, M. Ling, H.S. Rifai, C.J. Newell, and J.R. Gonzales, *Ground Water*, 41(3):355-367, 2003.

DISCLAIMER: *The GSI Mann-Kendall Toolkit is available "as is". Considerable care has been exercised in preparing this software product; however, no party, including without limitation GSI Environmental Inc., makes any representation or warranty regarding the accuracy, correctness, or completeness of the information contained herein, and no such party shall be liable for any direct, indirect, consequential, incidental or other damages resulting from the use of this product or the information contained herein. Information in this publication is subject to change without notice. GSI Environmental Inc., disclaims any responsibility or obligation to update the information contained herein.*

GSI Environmental Inc., www.gsi-net.com

GSI MANN-KENDALL TOOLKIT
for Constituent Trend Analysis

Evaluation Date:	29-Sep-22	Job ID:	072747
Facility Name:	Shore Health Hospital Remediation	Constituent:	Benzene
Conducted By:	KK	Concentration Units:	ug/L

Sampling Point ID: MW-47

Sampling Event	Sampling Date	BENZENE CONCENTRATION (ug/L)						
1	19-Sep-14	3.6						
2	19-Nov-14	6.5						
3	23-Jan-15	<5						
4	24-Apr-15	4.2						
5	30-Jul-15	3.1						
6	21-Sep-15	NS						
7	5-Oct-15	NS						
8	19-Oct-15	<5						
9	5-Jan-16	<1						
10	23-Feb-16	NS						
11	22-Apr-16	3.5						
12	25-May-16	NS						
13	28-Jul-16	8.7						
14	27-Oct-16	6.7						
15	18-Jan-17	11						
16	20-Apr-17	7.6						
17	19-Jul-17	6.6						
18	26-Oct-17	9.1						
19	25-Jan-18	5.4						
20	26-Apr-18	7.3						
21	26-Jul-18	5.9						
22	18-Oct-18	6.3						
23	25-Jan-19	6.7						
24	25-Apr-19	4.1						
25	25-Jul-19	3.4						
26	24-Oct-19	5.5						
27	16-Jan-20	3.5						
28	16-Apr-20	1.4						
29	16-Jul-20	3.9						
30	23-Oct-20	6.1						
31	11-Jan-21	5.1						
32	30-Apr-21	2.1						
33	29-Jul-21	1.5						
34	14-Oct-21	<1.0						
35	21-Feb-22	<1.0						
36	9-May-22	<1.0						
37	9-Jun-22	<1.0						
38	13-Jul-22	<1.0						
39	25-Aug-22	<1.0						
40	15-Sep-22	<1.0						
Coefficient of Variation:		0.44						
Mann-Kendall Statistic (S):		-95						
Confidence Factor:		98.1%						
Concentration Trend:		Decreasing						

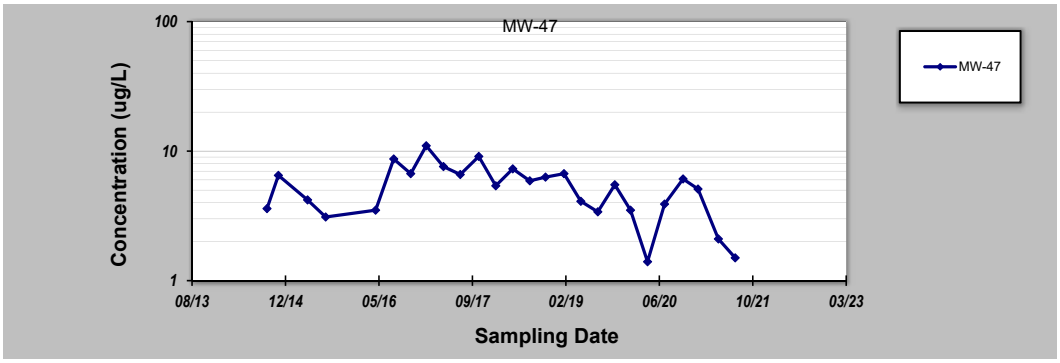

Notes:

1. At least four independent sampling events per well are required for calculating the trend. *Methodology is valid for 4 to 40 samples.*
2. Confidence in Trend = Confidence (in percent) that constituent concentration is increasing (S>0) or decreasing (S<0): >95% = Increasing or Decreasing; ≥ 90% = Probably Increasing or Probably Decreasing; < 90% and S>0 = No Trend; < 90%, S≤0, and COV ≥ 1 = No Trend; < 90% and COV < 1 = Stable.
3. Methodology based on "MAROS: A Decision Support System for Optimizing Monitoring Plans", J.J. Aziz, M. Ling, H.S. Rifai, C.J. Newell, and J.R. Gonzales, *Ground Water*, 41(3):355-367, 2003.

DISCLAIMER: *The GSI Mann-Kendall Toolkit is available "as is". Considerable care has been exercised in preparing this software product; however, no party, including without limitation GSI Environmental Inc., makes any representation or warranty regarding the accuracy, correctness, or completeness of the information contained herein, and no such party shall be liable for any direct, indirect, consequential, incidental or other damages resulting from the use of this product or the information contained herein. Information in this publication is subject to change without notice. GSI Environmental Inc., disclaims any responsibility or obligation to update the information contained herein.*

GSI Environmental Inc., www.gsi-net.com

GSI MANN-KENDALL TOOLKIT
for Constituent Trend Analysis

Evaluation Date:	29-Sep-22	Job ID:	072747
Facility Name:	Shore Health Hospital Remediation	Constituent:	TPH-DRO
Conducted By:	KK	Concentration Units:	mg/L

Sampling Point ID:	MW-1						
Sampling Event	**Sampling Date**	**TPH-DRO CONCENTRATION (mg/L)**					
1	4-Mar-13	1.5					
2	4-Jun-13	3					
3	30-Jan-14	62					
4	28-Apr-14	5.4					
5	24-Oct-14	1.2					
6	23-Jan-15	10					
7	24-Apr-15	2.7					
8	30-Jul-15	2					
9	21-Sep-15	1.7					
10	5-Oct-15	0.62					
11	19-Oct-15	0.51					
12	7-Jan-16	2.1					
13	23-Feb-16	1					
14	22-Apr-16	3.6					
15	24-May-16	2.3					
16	28-Jul-16	3					
17	27-Oct-16	1.1					
18	19-Jan-17	0.62					
19	20-Apr-17	<0.1					
20	19-Jul-17	0.52					
21	26-Oct-17	0.59					
22	25-Jan-18	1.2					
23	26-Apr-18	0.15					
24	26-Jul-18	0.44					
25	18-Oct-18	0.22					
26	24-Jan-19	0.12					
27	25-Apr-19	0.23					
28	25-Jul-19	0.22					
29	24-Oct-19	0.19					
30	16-Jan-20	0.13					
31	16-Apr-20	0.14					
32	16-Jul-20	0.2					
33	21-Oct-20	<0.10					
34	13-Jan-21	<0.10					
35	28-Apr-21	<0.10					
36	28-Jul-21	<0.10					
37	13-Oct-21	<0.10					
38	21-Feb-22	<0.10					
39	9-May-22	<0.10					
40	23-Aug-22	<0.10					
Coefficient of Variation:		3.15					
Mann-Kendall Statistic (S):		-297					
Confidence Factor:		>99.9%					
Concentration Trend:		Decreasing					

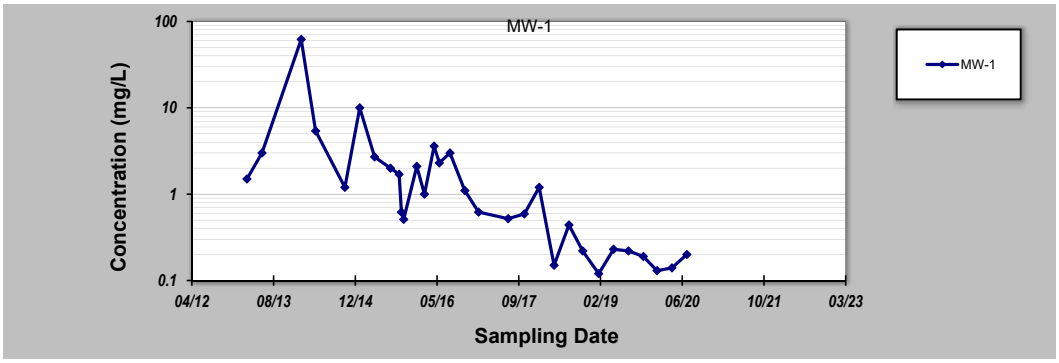

Notes:

1. At least four independent sampling events per well are required for calculating the trend. *Methodology is valid for 4 to 40 samples.*
2. Confidence in Trend = Confidence (in percent) that constituent concentration is increasing (S>0) or decreasing (S<0): >95% = Increasing or Decreasing; ≥ 90% = Probably Increasing or Probably Decreasing; < 90% and S>0 = No Trend; < 90%, S≤0, and COV ≥ 1 = No Trend; < 90% and COV < 1 = Stable.
3. Methodology based on "MAROS: A Decision Support System for Optimizing Monitoring Plans", J.J. Aziz, M. Ling, H.S. Rifai, C.J. Newell, and J.R. Gonzales, *Ground Water*, 41(3):355-367, 2003.

DISCLAIMER: *The GSI Mann-Kendall Toolkit is available "as is". Considerable care has been exercised in preparing this software product; however, no party, including without limitation GSI Environmental Inc., makes any representation or warranty regarding the accuracy, correctness, or completeness of the information contained herein, and no such party shall be liable for any direct, indirect, consequential, incidental or other damages resulting from the use of this product or the information contained herein. Information in this publication is subject to change without notice. GSI Environmental Inc., disclaims any responsibility or obligation to update the information contained herein.*

GSI Environmental Inc., www.gsi-net.com

GSI MANN-KENDALL TOOLKIT
for Constituent Trend Analysis

Evaluation Date:	29-Sep-22	Job ID:	072747
Facility Name:	Shore Health Hospital Remediation	Constituent:	TPH-DRO
Conducted By:	KK	Concentration Units:	mg/L

Sampling Point ID:	MW-2						
Sampling Event	**Sampling Date**	**TPH-DRO CONCENTRATION (mg/L)**					
1	4-Jun-13	15					
2	30-Jan-14	21					
3	28-Apr-14	12					
4	23-Jul-14	3.3					
5	24-Oct-14	<0.1					
6	23-Jan-15	13					
7	24-Apr-15	12					
8	30-Jul-15	1.4					
9	21-Sep-15	1.9					
10	5-Oct-15	5.6					
11	19-Oct-15	0.63					
12	7-Jan-16	3.1					
13	23-Feb-16	0.94					
14	22-Apr-16	3.8					
15	24-May-16	3.5					
16	28-Jul-16	3					
17	27-Oct-16	1.2					
18	19-Jan-17	0.61					
19	20-Apr-17	0.42					
20	19-Jul-17	1.2					
21	27-Oct-17	0.58					
22	25-Jan-18	0.8					
23	26-Apr-18	0.19					
24	26-Jul-18	0.25					
25	18-Oct-18	0.1					
26	24-Jan-19	<0.1					
27	25-Apr-19	0.33					
28	25-Jul-19	0.23					
29	24-Oct-19	0.24					
30	16-Jan-20	0.42					
31	16-Apr-20	0.2					
32	16-Jul-20	0.36					
33	21-Oct-20	<0.10					
34	13-Jan-21	<0.10					
35	29-Apr-21	<0.10					
36	28-Jul-21	<0.10					
37	12-Oct-21	<0.10					
38	21-Feb-22	<0.10					
39	9-May-22	<0.10					
40	23-Aug-22	<0.10					
Coefficient of Variation:		1.50					
Mann-Kendall Statistic (S):		-306					
Confidence Factor:		>99.9%					
Concentration Trend:		Decreasing					

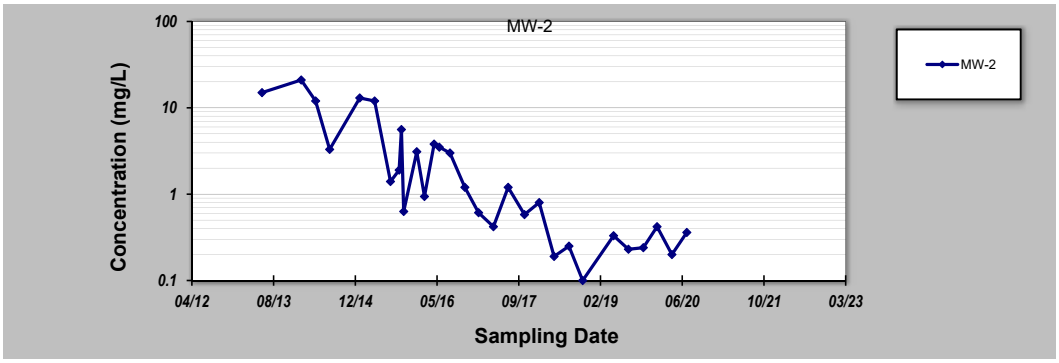

Notes:

1. At least four independent sampling events per well are required for calculating the trend. *Methodology is valid for 4 to 40 samples.*
2. Confidence in Trend = Confidence (in percent) that constituent concentration is increasing (S>0) or decreasing (S<0): >95% = Increasing or Decreasing; ≥ 90% = Probably Increasing or Probably Decreasing; < 90% and S>0 = No Trend; < 90%, S≤0, and COV ≥ 1 = No Trend; < 90% and COV < 1 = Stable.
3. Methodology based on "MAROS: A Decision Support System for Optimizing Monitoring Plans", J.J. Aziz, M. Ling, H.S. Rifai, C.J. Newell, and J.R. Gonzales, *Ground Water*, 41(3):355-367, 2003.

DISCLAIMER: *The GSI Mann-Kendall Toolkit is available "as is". Considerable care has been exercised in preparing this software product; however, no party, including without limitation GSI Environmental Inc., makes any representation or warranty regarding the accuracy, correctness, or completeness of the information contained herein, and no such party shall be liable for any direct, indirect, consequential, incidental or other damages resulting from the use of this product or the information contained herein. Information in this publication is subject to change without notice. GSI Environmental Inc., disclaims any responsibility or obligation to update the information contained herein.*

GSI Environmental Inc., www.gsi-net.com

GSI MANN-KENDALL TOOLKIT
for Constituent Trend Analysis

Evaluation Date:	29-Sep-22	Job ID:	072747
Facility Name:	Shore Health Hospital Remediation	Constituent:	TPH-DRO
Conducted By:	KK	Concentration Units:	mg/L

Sampling Point ID:	MW-3						
Sampling Event	**Sampling Date**	**TPH-DRO CONCENTRATION (mg/L)**					
1	4-Dec-12	2.6					
2	4-Mar-13	0.48					
3	4-Jun-13	0.34					
4	30-Jan-14	12					
5	28-Apr-14	2.2					
6	23-Jul-14	0.27					
7	24-Oct-14	<0.1					
8	23-Jan-15	1.3					
9	24-Apr-15	0.26					
10	30-Jul-15	0.1					
11	21-Sep-15	0.81					
12	5-Oct-15	2					
13	19-Oct-15	0.77					
14	7-Jan-16	2.3					
15	23-Feb-16	0.48					
16	22-Apr-16	3.8					
17	28-Jul-16	1.9					
18	27-Oct-16	1.4					
19	19-Jan-17	0.34					
20	20-Apr-17	0.7					
21	19-Jul-17	0.72					
22	27-Oct-17	0.34					
23	25-Jan-18	2.2					
24	26-Apr-18	0.24					
25	26-Jul-18	<0.1					
26	18-Oct-18	0.28					
27	25-Apr-19	0.36					
28	25-Jul-19	0.16					
29	24-Oct-19	0.2					
30	16-Jan-20	0.47					
31	16-Apr-20	0.14					
32	16-Jul-20	0.55					
33	21-Oct-20	<0.10					
34	13-Jan-21	<0.10					
35	28-Apr-21	<0.10					
36	28-Jul-21	0.17					
37	14-Oct-21	<0.10					
38	21-Feb-22	<0.10					
39	9-May-22	<0.10					
40	23-Aug-22	0.35					
Coefficient of Variation:		1.72					
Mann-Kendall Statistic (S):		-161					
Confidence Factor:		99.6%					
Concentration Trend:		Decreasing					

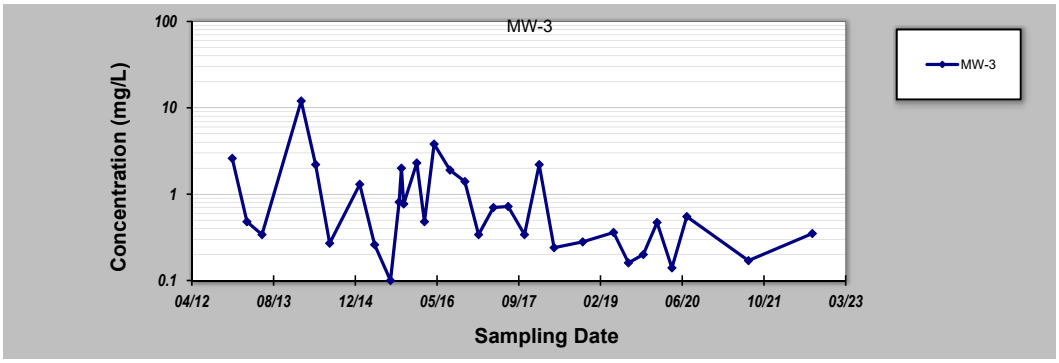

Notes:

1. At least four independent sampling events per well are required for calculating the trend. *Methodology is valid for 4 to 40 samples.*
2. Confidence in Trend = Confidence (in percent) that constituent concentration is increasing (S>0) or decreasing (S<0): >95% = Increasing or Decreasing; ≥ 90% = Probably Increasing or Probably Decreasing; < 90% and S>0 = No Trend; < 90%, S≤0, and COV ≥ 1 = No Trend; < 90% and COV < 1 = Stable.
3. Methodology based on "MAROS: A Decision Support System for Optimizing Monitoring Plans", J.J. Aziz, M. Ling, H.S. Rifai, C.J. Newell, and J.R. Gonzales, *Ground Water*, 41(3):355-367, 2003.

DISCLAIMER: *The GSI Mann-Kendall Toolkit is available "as is". Considerable care has been exercised in preparing this software product; however, no party, including without limitation GSI Environmental Inc., makes any representation or warranty regarding the accuracy, correctness, or completeness of the information contained herein, and no such party shall be liable for any direct, indirect, consequential, incidental or other damages resulting from the use of this product or the information contained herein. Information in this publication is subject to change without notice. GSI Environmental Inc., disclaims any responsibility or obligation to update the information contained herein.*

GSI Environmental Inc., www.gsi-net.com

GSI MANN-KENDALL TOOLKIT
for Constituent Trend Analysis

Evaluation Date:	29-Sep-22	Job ID:	072747
Facility Name:	Shore Health Hospital Remediation	Constituent:	TPH-DRO
Conducted By:	KK	Concentration Units:	mg/L

Sampling Point ID:	MW-4						
Sampling Event	**Sampling Date**	**TPH-DRO CONCENTRATION (mg/L)**					
1	30-Jan-14	11					
2	28-Apr-14	<0.1					
3	23-Jul-14	<0.1					
4	24-Oct-14	0.15					
5	23-Jan-15	<0.1					
6	24-Apr-15	<0.1					
7	30-Jul-15	<0.1					
8	21-Sep-15	1					
9	5-Oct-15	0.85					
10	19-Oct-15	0.53					
11	7-Jan-16	0.85					
12	23-Feb-16	1.2					
13	22-Apr-16	5.4					
14	24-May-16	9.5					
15	28-Jul-16	6.5					
16	28-Sep-16	3.2					
17	27-Oct-16	4.5					
18	19-Jan-17	1.5					
19	20-Apr-17	0.69					
20	19-Jul-17	2					
21	27-Oct-17	1					
22	25-Jan-18	2.2					
23	26-Apr-18	0.43					
24	26-Jul-18	0.7					
25	18-Oct-18	0.19					
26	24-Jan-19	0.13					
27	25-Apr-19	0.39					
28	25-Jul-19	0.41					
29	24-Oct-19	0.15					
30	16-Jan-20	<0.1					
31	16-Apr-20	0.18					
32	16-Jul-20	0.42					
33	21-Oct-20	<0.10					
34	13-Jan-21	<0.10					
35	28-Apr-21	<0.10					
36	28-Jul-21	<0.10					
37	14-Oct-21	<0.10					
38	21-Feb-22	<0.10					
39	9-May-22	<0.10					
40	23-Aug-22	<0.10					
Coefficient of Variation:		1.38					
Mann-Kendall Statistic (S):		-126					
Confidence Factor:		99.8%					
Concentration Trend:		Decreasing					

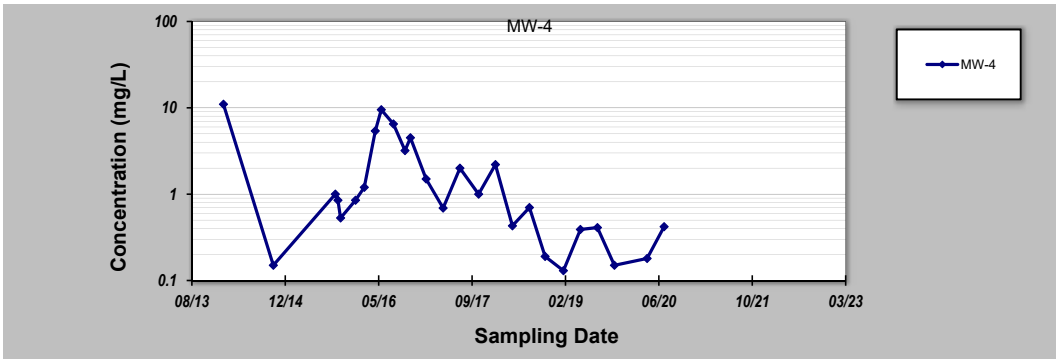

Notes:

1. At least four independent sampling events per well are required for calculating the trend. *Methodology is valid for 4 to 40 samples.*
2. Confidence in Trend = Confidence (in percent) that constituent concentration is increasing (S>0) or decreasing (S<0): >95% = Increasing or Decreasing; ≥ 90% = Probably Increasing or Probably Decreasing; < 90% and S>0 = No Trend; < 90%, S≤0, and COV ≥ 1 = No Trend; < 90% and COV < 1 = Stable.
3. Methodology based on "MAROS: A Decision Support System for Optimizing Monitoring Plans", J.J. Aziz, M. Ling, H.S. Rifai, C.J. Newell, and J.R. Gonzales, *Ground Water*, 41(3):355-367, 2003.

DISCLAIMER: *The GSI Mann-Kendall Toolkit is available "as is". Considerable care has been exercised in preparing this software product; however, no party, including without limitation GSI Environmental Inc., makes any representation or warranty regarding the accuracy, correctness, or completeness of the information contained herein, and no such party shall be liable for any direct, indirect, consequential, incidental or other damages resulting from the use of this product or the information contained herein. Information in this publication is subject to change without notice. GSI Environmental Inc., disclaims any responsibility or obligation to update the information contained herein.*

GSI Environmental Inc., www.gsi-net.com

GSI MANN-KENDALL TOOLKIT
for Constituent Trend Analysis

Evaluation Date:	29-Sep-22	Job ID:	072747
Facility Name:	Shore Health Hospital Remediation	Constituent:	TPH-DRO
Conducted By:	KK	Concentration Units:	mg/L

Sampling Point ID:	MW-5						
Sampling Event	**Sampling Date**	**TPH-DRO CONCENTRATION (mg/L)**					
1	4-Jun-13	1.6					
2	30-Jan-14	36					
3	28-Apr-14	3.2					
4	24-Jul-14	0.34					
5	24-Oct-14	2.7					
6	23-Jan-15	1.4					
7	24-Apr-15	<0.1					
8	30-Jul-15	0.32					
9	21-Sep-15	0.65					
10	5-Oct-15	1.6					
11	19-Oct-15	0.53					
12	7-Jan-16	2.8					
13	23-Feb-16	0.9					
14	22-Apr-16	3.2					
15	22-Jun-16	0.62					
16	28-Jul-16	0.96					
17	27-Oct-16	0.77					
18	19-Jan-17	0.4					
19	20-Apr-17	0.63					
20	19-Jul-17	0.98					
21	26-Oct-17	0.58					
22	25-Jan-18	0.42					
23	26-Apr-18	0.14					
24	26-Jul-18	<0.1					
25	18-Oct-18	0.12					
26	24-Jan-19	<0.1					
27	25-Apr-19	<0.1					
28	25-Jul-19	0.13					
29	24-Oct-19	0.1					
30	16-Jan-20	<0.1					
31	16-Apr-20	<0.1					
32	16-Jul-20	<0.1					
33	21-Oct-20	<0.10					
34	13-Jan-21	<0.10					
35	28-Apr-21	<0.10					
36	28-Jul-21	<0.10					
37	13-Oct-21	<0.10					
38	21-Feb-22	<0.10					
39	9-May-22	<0.10					
40	23-Aug-22	<0.10					
Coefficient of Variation:		2.89					
Mann-Kendall Statistic (S):		-150					
Confidence Factor:		>99.9%					
Concentration Trend:		Decreasing					

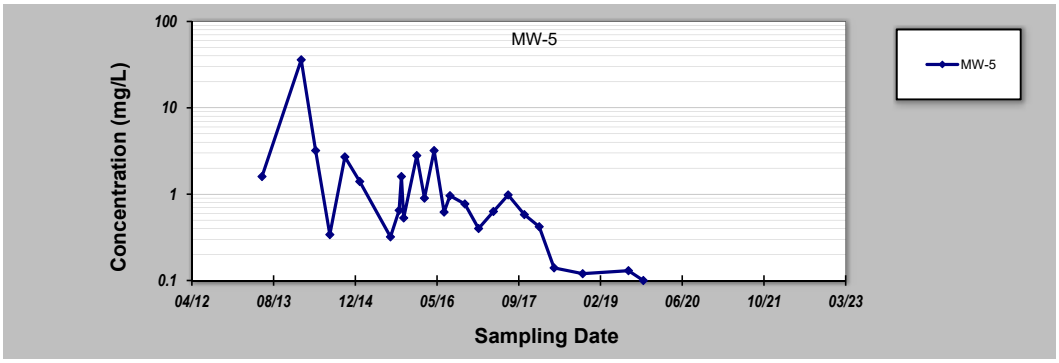

Notes:

1. At least four independent sampling events per well are required for calculating the trend. *Methodology is valid for 4 to 40 samples.*
2. Confidence in Trend = Confidence (in percent) that constituent concentration is increasing (S>0) or decreasing (S<0): >95% = Increasing or Decreasing; ≥ 90% = Probably Increasing or Probably Decreasing; < 90% and S>0 = No Trend; < 90%, S≤0, and COV ≥ 1 = No Trend; < 90% and COV < 1 = Stable.
3. Methodology based on "MAROS: A Decision Support System for Optimizing Monitoring Plans", J.J. Aziz, M. Ling, H.S. Rifai, C.J. Newell, and J.R. Gonzales, *Ground Water*, 41(3):355-367, 2003.

DISCLAIMER: *The GSI Mann-Kendall Toolkit is available "as is". Considerable care has been exercised in preparing this software product; however, no party, including without limitation GSI Environmental Inc., makes any representation or warranty regarding the accuracy, correctness, or completeness of the information contained herein, and no such party shall be liable for any direct, indirect, consequential, incidental or other damages resulting from the use of this product or the information contained herein. Information in this publication is subject to change without notice. GSI Environmental Inc., disclaims any responsibility or obligation to update the information contained herein.*

GSI Environmental Inc., www.gsi-net.com

GSI MANN-KENDALL TOOLKIT
for Constituent Trend Analysis

Evaluation Date:	29-Sep-22	Job ID:	072747
Facility Name:	Shore Health Hospital Remediation	Constituent:	TPH-DRO
Conducted By:	KK	Concentration Units:	mg/L

Sampling Point ID: MW-9

Sampling Event	Sampling Date	TPH-DRO CONCENTRATION (mg/L)						
1	30-Jan-14	5.9						
2	28-Apr-14	0.89						
3	24-Jul-14	1.4						
4	24-Oct-14	1.2						
5	22-Jan-15	2.3						
6	24-Apr-15	3.1						
7	30-Jul-15	0.26						
8	21-Oct-15	2.3						
9	5-Jan-16	7.4						
10	23-Feb-16	0.45						
11	22-Apr-16	4						
12	25-May-16	4.8						
13	28-Jul-16	3.6						
14	27-Oct-16	7.2						
15	18-Jan-17	2.2						
16	20-Apr-17	2.8						
17	19-Jul-17	3.2'						
18	26-Oct-17	1.7						
19	25-Jan-18	5.1						
20	26-Apr-18	3.3						
21	26-Jul-18	3.4						
22	18-Oct-18	1.6						
23	24-Jan-19	1.5						
24	25-Apr-19	0.73						
25	25-Jul-19	0.19						
26	24-Oct-19	1.8						
27	16-Jan-20	NS						
28	16-Apr-20	1.8						
29	16-Jul-20	1.2						
30	22-Oct-20	0.16						
31	14-Jan-21	0.15						
32	29-Apr-21	0.2						
33	29-Jul-21	<0.10						
34	13-Oct-21	0.13						
35	21-Feb-22	0.34						
36	9-May-22	0.26						
37	8-Jun-22	0.39						
38	13-Jul-22	0.2						
39	24-Aug-22	0.47						
40	15-Sep-22	0.35						
Coefficient of Variation:		0.99						
Mann-Kendall Statistic (S):		-267						
Confidence Factor:		>99.9%						
Concentration Trend:		Decreasing						

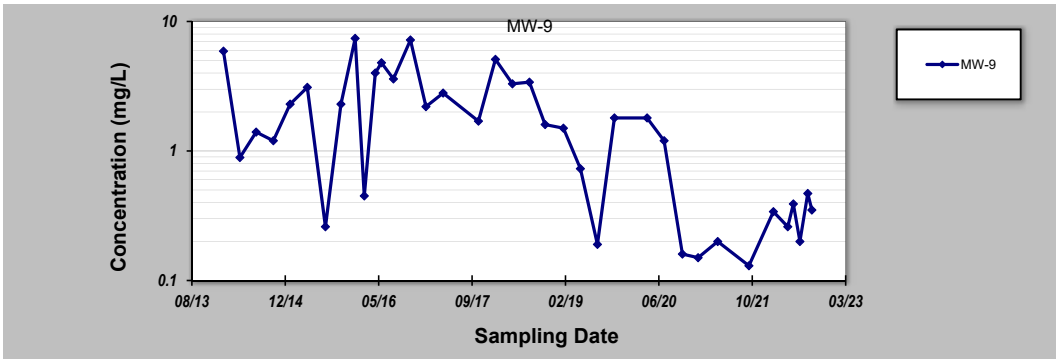

Notes:

1. At least four independent sampling events per well are required for calculating the trend. *Methodology is valid for 4 to 40 samples.*
2. Confidence in Trend = Confidence (in percent) that constituent concentration is increasing (S>0) or decreasing (S<0): >95% = Increasing or Decreasing; ≥ 90% = Probably Increasing or Probably Decreasing; < 90% and S>0 = No Trend; < 90%, S≤0, and COV ≥ 1 = No Trend; < 90% and COV < 1 = Stable.
3. Methodology based on "MAROS: A Decision Support System for Optimizing Monitoring Plans", J.J. Aziz, M. Ling, H.S. Rifai, C.J. Newell, and J.R. Gonzales, *Ground Water*, 41(3):355-367, 2003.

DISCLAIMER: *The GSI Mann-Kendall Toolkit is available "as is". Considerable care has been exercised in preparing this software product; however, no party, including without limitation GSI Environmental Inc., makes any representation or warranty regarding the accuracy, correctness, or completeness of the information contained herein, and no such party shall be liable for any direct, indirect, consequential, incidental or other damages resulting from the use of this product or the information contained herein. Information in this publication is subject to change without notice. GSI Environmental Inc., disclaims any responsibility or obligation to update the information contained herein.*

GSI Environmental Inc., www.gsi-net.com

GSI MANN-KENDALL TOOLKIT
for Constituent Trend Analysis

Evaluation Date:	29-Sep-22	Job ID:	072747
Facility Name:	Shore Health Hospital Remediation	Constituent:	TPH-DRO
Conducted By:	KK	Concentration Units:	mg/L

Sampling Point ID:	MW-10R						
Sampling Event	**Sampling Date**	**TPH-DRO CONCENTRATION (mg/L)**					
1	15-Aug-14	0.87					
2	19-Sep-14	0.88					
3	24-Oct-14	0.2					
4	20-Nov-14	0.35					
5	23-Jan-15	0.37					
6	24-Apr-15	0.12					
7	30-Jul-15	2.5					
8	21-Oct-15	0.16					
9	7-Jan-16	1.2					
10	23-Feb-16	1.9					
11	22-Apr-16	5.1					
12	25-May-16	2					
13	28-Jul-16	3.7					
14	27-Oct-16	0.86					
15	19-Jan-17	2.7					
16	20-Apr-17	1.2					
17	19-Jul-17	6.7'					
18	27-Oct-17	5					
19	25-Jan-18	5.8					
20	26-Apr-18	6					
21	26-Jul-18	5.2					
22	18-Oct-18	2					
23	24-Jan-19	0.46					
24	25-Apr-19	0.17					
25	25-Jul-19	<0.1					
26	24-Oct-19	0.62					
27	16-Jan-20	0.88					
28	16-Apr-20	0.23					
29	16-Jul-20	0.29					
30	21-Oct-20	<0.10					
31	13-Jan-21	<0.10					
32	28-Apr-21	<0.10					
33	28-Jul-21	0.18					
34	13-Oct-21	<0.10					
35	21-Feb-22	<0.10					
36	9-May-22	<0.10					
37	8-Jun-22	<0.10					
38	13-Jul-22	<0.10					
39	24-Aug-22	<0.10					
40	15-Sep-22	<0.10					
Coefficient of Variation:		1.06					
Mann-Kendall Statistic (S):		15					
Confidence Factor:		60.8%					
Concentration Trend:		No Trend					

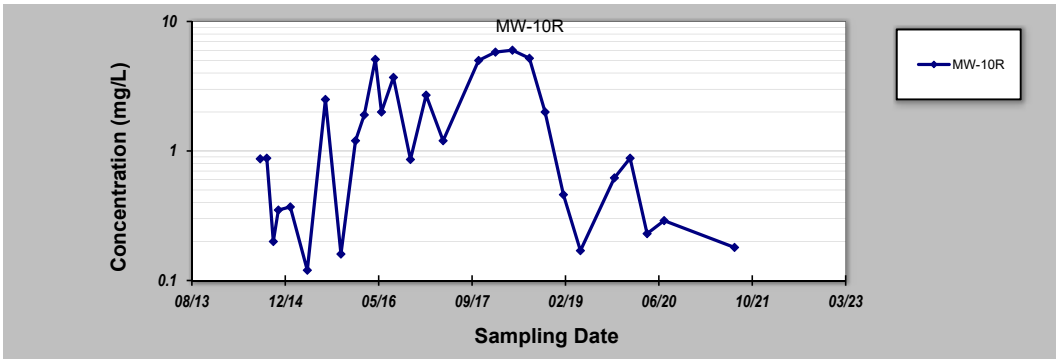

Notes:

1. At least four independent sampling events per well are required for calculating the trend. *Methodology is valid for 4 to 40 samples.*
2. Confidence in Trend = Confidence (in percent) that constituent concentration is increasing (S>0) or decreasing (S<0): >95% = Increasing or Decreasing; ≥ 90% = Probably Increasing or Probably Decreasing; < 90% and S>0 = No Trend; < 90%, S≤0, and COV ≥ 1 = No Trend; < 90% and COV < 1 = Stable.
3. Methodology based on "MAROS: A Decision Support System for Optimizing Monitoring Plans", J.J. Aziz, M. Ling, H.S. Rifai, C.J. Newell, and J.R. Gonzales, *Ground Water*, 41(3):355-367, 2003.

DISCLAIMER: *The GSI Mann-Kendall Toolkit is available "as is". Considerable care has been exercised in preparing this software product; however, no party, including without limitation GSI Environmental Inc., makes any representation or warranty regarding the accuracy, correctness, or completeness of the information contained herein, and no such party shall be liable for any direct, indirect, consequential, incidental or other damages resulting from the use of this product or the information contained herein. Information in this publication is subject to change without notice. GSI Environmental Inc., disclaims any responsibility or obligation to update the information contained herein.*

GSI Environmental Inc., www.gsi-net.com

GSI MANN-KENDALL TOOLKIT
for Constituent Trend Analysis

Evaluation Date:	29-Sep-22	Job ID:	072747
Facility Name:	Shore Health Hospital Remediation	Constituent:	TPH-DRO
Conducted By:	KK	Concentration Units:	mg/L

Sampling Point ID: MW-11

Sampling Event	Sampling Date	TPH-DRO CONCENTRATION (mg/L)						
1	30-Jan-14	12						
2	28-Apr-14	<0.1						
3	24-Jul-14	0.38						
4	24-Oct-14	0.15						
5	23-Jan-15	0.13						
6	23-Apr-15	0.12						
7	30-Jul-15	<0.1						
8	21-Oct-15	<0.1						
9	7-Jan-16	3						
10	23-Feb-16	2						
11	22-Apr-16	3.8						
12	25-May-16	5						
13	28-Jul-16	5.2						
14	27-Oct-16	4						
15	18-Jan-17	1.6						
16	20-Apr-17	3.4						
17	19-Jul-17	7.7'						
18	27-Oct-17	3.4						
19	25-Jan-18	3.3						
20	26-Apr-18	3.3						
21	26-Jul-18	1.2						
22	18-Oct-18	0.83						
23	25-Jan-19	<0.1						
24	25-Apr-19	0.31						
25	25-Jul-19	0.17						
26	24-Oct-19	0.4						
27	16-Jan-20	0.2						
28	16-Apr-20	0.2						
29	16-Jul-20	0.61						
30	22-Oct-20	0.1						
31	11-Jan-21	<0.10						
32	29-Apr-21	<0.10						
33	28-Jul-21	1.3						
34	14-Oct-21	<0.10						
35	21-Feb-22	<0.10						
36	9-May-22	<0.10						
37	8-Jun-22	<0.10						
38	13-Jul-22	<0.10						
39	25-Aug-22	<0.10						
40	14-Sep-22	<0.10						
Coefficient of Variation:		1.21						
Mann-Kendall Statistic (S):		-86						
Confidence Factor:		97.0%						
Concentration Trend:		Decreasing						

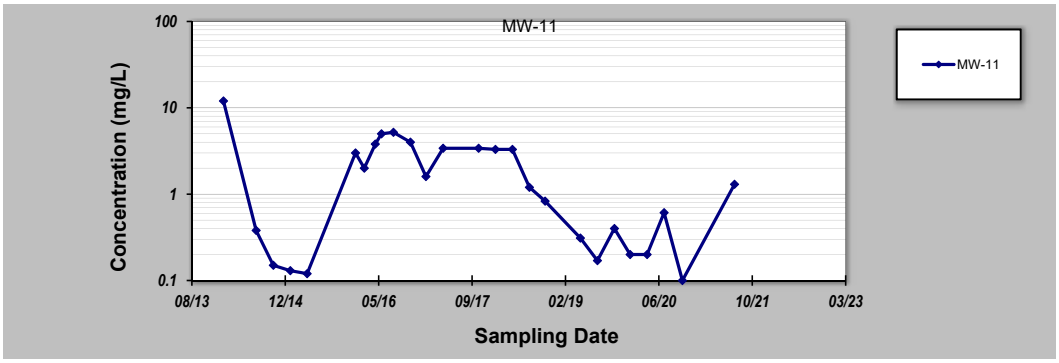

Notes:

1. At least four independent sampling events per well are required for calculating the trend. *Methodology is valid for 4 to 40 samples.*
2. Confidence in Trend = Confidence (in percent) that constituent concentration is increasing (S>0) or decreasing (S<0): >95% = Increasing or Decreasing; ≥ 90% = Probably Increasing or Probably Decreasing; < 90% and S>0 = No Trend; < 90%, S≤0, and COV ≥ 1 = No Trend; < 90% and COV < 1 = Stable.
3. Methodology based on "MAROS: A Decision Support System for Optimizing Monitoring Plans", J.J. Aziz, M. Ling, H.S. Rifai, C.J. Newell, and J.R. Gonzales, *Ground Water*, 41(3):355-367, 2003.

DISCLAIMER: *The GSI Mann-Kendall Toolkit is available "as is". Considerable care has been exercised in preparing this software product; however, no party, including without limitation GSI Environmental Inc., makes any representation or warranty regarding the accuracy, correctness, or completeness of the information contained herein, and no such party shall be liable for any direct, indirect, consequential, incidental or other damages resulting from the use of this product or the information contained herein. Information in this publication is subject to change without notice. GSI Environmental Inc., disclaims any responsibility or obligation to update the information contained herein.*

GSI Environmental Inc., www.gsi-net.com

GSI MANN-KENDALL TOOLKIT
for Constituent Trend Analysis

Evaluation Date:	29-Sep-22	Job ID:	072747
Facility Name:	Shore Health Hospital Remediation	Constituent:	TPH-DRO
Conducted By:	KK	Concentration Units:	mg/L

Sampling Point ID:	MW-13						
Sampling Event	**Sampling Date**	**TPH-DRO CONCENTRATION (mg/L)**					
1	23-Apr-15	0.63					
2	30-Jul-15	0.22					
3	21-Oct-15	0.13					
4	7-Jan-16	1.4					
5	23-Feb-16	1.2					
6	22-Apr-16	4.7					
7	22-Jun-16	4.2					
8	27-Jul-16	9.4					
9	27-Oct-16	6.8					
10	17-Nov-16	NS					
11	18-Jan-17	3.5					
12	23-Feb-17	NS					
13	22-Mar-17	NS					
14	20-Apr-17	4.5					
15	24-May-17	NS					
16	22-Jun-17	NS					
17	19-Jul-17	11					
18	27-Oct-17	3.8					
19	25-Jan-18	6.8					
20	26-Apr-18	7					
21	26-Jul-18	5.8					
22	18-Oct-18	4.9					
23	24-Jan-19	7.2					
24	25-Apr-19	3.7					
25	25-Jul-19	6.5					
26	24-Oct-19	3.4					
27	16-Jan-20	4.1					
28	16-Apr-20	2.8					
29	16-Jul-20	2.8					
30	22-Oct-20	2.8					
31	11-Jan-21	2.2					
32	29-Apr-21	5.1					
33	29-Jul-21	3					
34	14-Oct-21	5.2					
35	21-Feb-22	7.6					
36	9-May-22	4.6					
37	9-Jun-22	5					
38	13-Jul-22	2.3					
39	24-Aug-22	6.4					
40	15-Sep-22	5					
Coefficient of Variation:		0.56					
Mann-Kendall Statistic (S):		74					
Confidence Factor:		84.9%					
Concentration Trend:		No Trend					

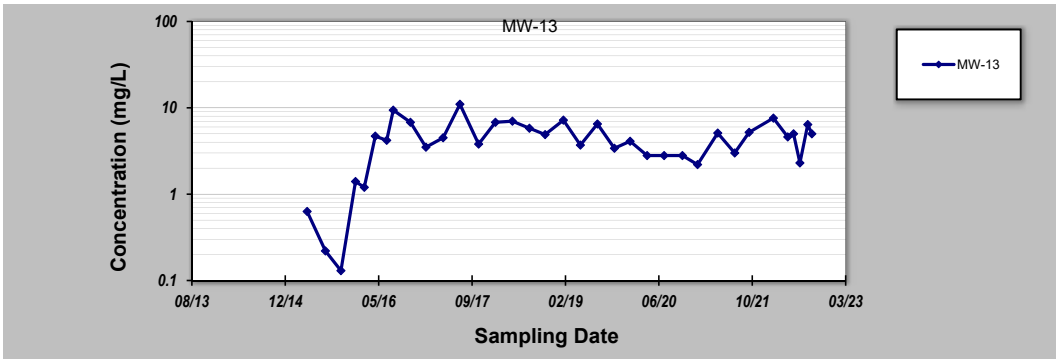

Notes:

1. At least four independent sampling events per well are required for calculating the trend. *Methodology is valid for 4 to 40 samples.*
2. Confidence in Trend = Confidence (in percent) that constituent concentration is increasing (S>0) or decreasing (S<0): >95% = Increasing or Decreasing; ≥ 90% = Probably Increasing or Probably Decreasing; < 90% and S>0 = No Trend; < 90%, S≤0, and COV ≥ 1 = No Trend; < 90% and COV < 1 = Stable.
3. Methodology based on "MAROS: A Decision Support System for Optimizing Monitoring Plans", J.J. Aziz, M. Ling, H.S. Rifai, C.J. Newell, and J.R. Gonzales, *Ground Water*, 41(3):355-367, 2003.

DISCLAIMER: *The GSI Mann-Kendall Toolkit is available "as is". Considerable care has been exercised in preparing this software product; however, no party, including without limitation GSI Environmental Inc., makes any representation or warranty regarding the accuracy, correctness, or completeness of the information contained herein, and no such party shall be liable for any direct, indirect, consequential, incidental or other damages resulting from the use of this product or the information contained herein. Information in this publication is subject to change without notice. GSI Environmental Inc., disclaims any responsibility or obligation to update the information contained herein.*

GSI Environmental Inc., www.gsi-net.com

GSI MANN-KENDALL TOOLKIT
for Constituent Trend Analysis

Evaluation Date:	29-Sep-22	Job ID:	072747
Facility Name:	Shore Health Hospital Remediation	Constituent:	TPH-DRO
Conducted By:	KK	Concentration Units:	mg/L

Sampling Point ID:	MW-14						
Sampling Event	**Sampling Date**	**TPH-DRO CONCENTRATION (mg/L)**					
1	19-Sep-14	210					
2	24-Oct-14	38					
3	19-Nov-14	42					
4	23-Jan-15	130					
5	23-Apr-15	19					
6	30-Jul-15	89					
7	21-Sep-15	2.3					
8	5-Oct-15	22					
9	19-Oct-15	3.3					
10	5-Jan-16	2.8					
11	23-Feb-16	0.91					
12	22-Apr-16	0.97					
13	28-Jul-16	4.1					
14	27-Oct-16	2.4					
15	18-Jan-17	1.2					
16	20-Apr-17	1.2					
17	19-Jul-17	5.3'					
18	26-Oct-17	1.8					
19	25-Jan-18	3.3					
20	26-Apr-18	3					
21	26-Jul-18	0.87					
22	18-Oct-18	8.2					
23	24-Jan-19	3.6					
24	25-Apr-19	4.4					
25	25-Jul-19	2.9					
26	24-Oct-19	2.4					
27	16-Jan-20	1.9					
28	16-Apr-20	10					
29	16-Jul-20	4.9					
30	23-Oct-20	1.6					
31	11-Jan-21	0.77					
32	30-Apr-21	1.4					
33	29-Jul-21	0.21					
34	14-Oct-21	0.58					
35	21-Feb-22	1.2					
36	9-May-22	1.2					
37	9-Jun-22	0.55					
38	13-Jul-22	0.3					
39	25-Aug-22	1.4					
40	15-Sep-22	0.61					
Coefficient of Variation:		2.54					
Mann-Kendall Statistic (S):		-366					
Confidence Factor:		>99.9%					
Concentration Trend:		Decreasing					

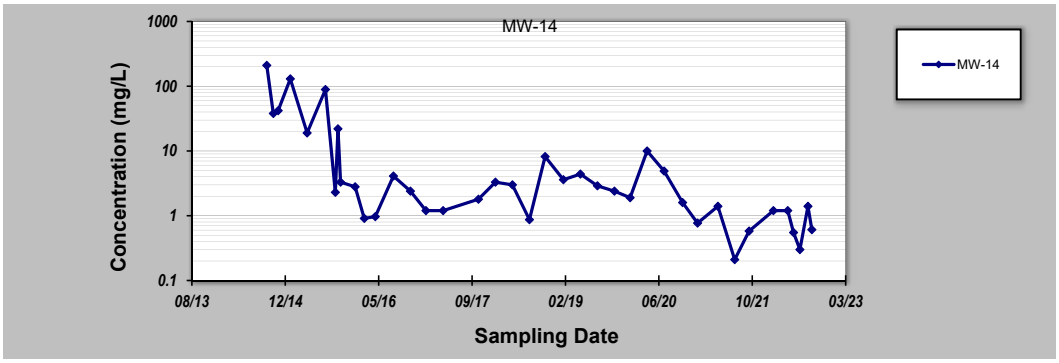

Notes:

1. At least four independent sampling events per well are required for calculating the trend. *Methodology is valid for 4 to 40 samples.*
2. Confidence in Trend = Confidence (in percent) that constituent concentration is increasing (S>0) or decreasing (S<0): >95% = Increasing or Decreasing; ≥ 90% = Probably Increasing or Probably Decreasing; < 90% and S>0 = No Trend; < 90%, S≤0, and COV ≥ 1 = No Trend; < 90% and COV < 1 = Stable.
3. Methodology based on "MAROS: A Decision Support System for Optimizing Monitoring Plans", J.J. Aziz, M. Ling, H.S. Rifai, C.J. Newell, and J.R. Gonzales, *Ground Water*, 41(3):355-367, 2003.

DISCLAIMER: *The GSI Mann-Kendall Toolkit is available "as is". Considerable care has been exercised in preparing this software product; however, no party, including without limitation GSI Environmental Inc., makes any representation or warranty regarding the accuracy, correctness, or completeness of the information contained herein, and no such party shall be liable for any direct, indirect, consequential, incidental or other damages resulting from the use of this product or the information contained herein. Information in this publication is subject to change without notice. GSI Environmental Inc., disclaims any responsibility or obligation to update the information contained herein.*

GSI Environmental Inc., www.gsi-net.com

GSI MANN-KENDALL TOOLKIT
for Constituent Trend Analysis

Evaluation Date:	29-Sep-22	Job ID:	072747
Facility Name:	Shore Health Hospital Remediation	Constituent:	TPH-DRO
Conducted By:	KK	Concentration Units:	mg/L

Sampling Point ID: MW-20

Sampling Event	Sampling Date	TPH-DRO CONCENTRATION (mg/L)						
1	19-Nov-15	<0.1						
2	17-Dec-15	0.16						
3	5-Jan-16	0.23						
4	22-Feb-16	1.2						
5	16-Mar-16	1.8						
6	21-Apr-16	7						
7	24-May-16	6.5						
8	22-Jun-16	1.7						
9	27-Jul-16	7.1						
10	24-Aug-16	5.5						
11	28-Sep-16	5						
12	27-Oct-16	5						
13	17-Nov-16	2.2						
14	20-Dec-16	3.2						
15	18-Jan-17	3.4						
16	20-Apr-17	4.3						
17	19-Jul-17	11[1]						
18	27-Oct-17	4.9						
19	30-Jan-18	4						
20	25-Apr-18	6.2						
21	26-Jul-18	2.9						
22	17-Oct-18	2.8						
23	23-Jan-19	3.6						
24	24-Apr-19	1.8						
25	25-Jul-19	1.2						
26	24-Oct-19	2.5						
27	16-Jan-20	1.2						
28	16-Apr-20	1.4						
29	16-Jul-20	2.8						
30	20-Oct-20	1.8						
31	11-Jan-21	1.8						
32	27-Apr-21	1						
33	29-Jul-21	1.6						
34	12-Oct-21	2.2						
35	21-Feb-22	2.2						
36	9-May-22	0.93						
37	9-Jun-22	0.7						
38	13-Jul-22	1.3						
39	23-Aug-22	0.99						
40	15-Sep-22	1.4						
Coefficient of Variation:		0.69						
Mann-Kendall Statistic (S):		-238						
Confidence Factor:		99.9%						
Concentration Trend:		Decreasing						

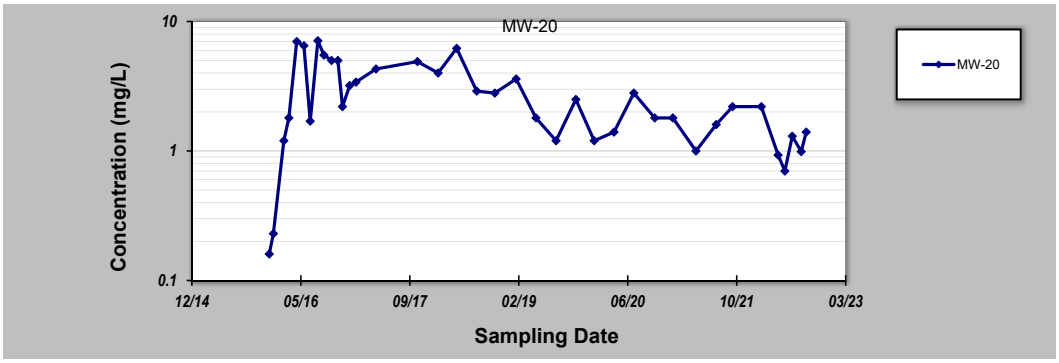

Notes:

1. At least four independent sampling events per well are required for calculating the trend. *Methodology is valid for 4 to 40 samples.*
2. Confidence in Trend = Confidence (in percent) that constituent concentration is increasing (S>0) or decreasing (S<0): >95% = Increasing or Decreasing; ≥ 90% = Probably Increasing or Probably Decreasing; < 90% and S>0 = No Trend; < 90%, S≤0, and COV ≥ 1 = No Trend; < 90% and COV < 1 = Stable.
3. Methodology based on "MAROS: A Decision Support System for Optimizing Monitoring Plans", J.J. Aziz, M. Ling, H.S. Rifai, C.J. Newell, and J.R. Gonzales, *Ground Water*, 41(3):355-367, 2003.

DISCLAIMER: *The GSI Mann-Kendall Toolkit is available "as is". Considerable care has been exercised in preparing this software product; however, no party, including without limitation GSI Environmental Inc., makes any representation or warranty regarding the accuracy, correctness, or completeness of the information contained herein, and no such party shall be liable for any direct, indirect, consequential, incidental or other damages resulting from the use of this product or the information contained herein. Information in this publication is subject to change without notice. GSI Environmental Inc., disclaims any responsibility or obligation to update the information contained herein.*

GSI Environmental Inc., www.gsi-net.com

GSI MANN-KENDALL TOOLKIT
for Constituent Trend Analysis

Evaluation Date:	29-Sep-22	Job ID:	072747
Facility Name:	Shore Health Hospital Remediation	Constituent:	TPH-DRO
Conducted By:	KK	Concentration Units:	mg/L

Sampling Point ID:	MW-22						
Sampling Event	**Sampling Date**	**TPH-DRO CONCENTRATION (mg/L)**					
1	4-Mar-13	4.5					
2	4-Jun-13	44					
3	30-Jan-14	0.16					
4	28-Apr-14	0.19					
5	25-Jul-14	0.25					
6	15-Aug-14	0.41					
7	19-Sep-14	0.35					
8	24-Oct-14	<0.1					
9	21-Nov-14	0.62					
10	23-Jan-15	0.19					
11	24-Apr-15	0.21					
12	30-Jul-15	0.14					
13	21-Oct-15	0.13					
14	7-Jan-16	0.11					
15	21-Apr-16	0.23					
16	28-Jul-16	0.25					
17	27-Oct-16	0.31					
18	19-Jan-17	<0.1					
19	20-Apr-17	0.13					
20	19-Jul-17	0.21					
21	27-Oct-17	0.14					
22	25-Jan-18	0.22					
23	26-Apr-18	<0.1					
24	26-Jul-18	0.13					
25	18-Oct-18	0.11					
26	24-Jan-19	<0.1					
27	25-Apr-19	0.16					
28	25-Jul-19	0.83					
29	24-Oct-19	0.18					
30	16-Jan-20	<0.1					
31	16-Apr-20	0.16					
32	16-Jul-20	0.12					
33	22-Oct-20	0.11					
34	11-Jan-21	<0.10					
35	29-Apr-21	0.12					
36	29-Jul-21	<0.10					
37	14-Oct-21	0.11					
38	21-Feb-22	0.12					
39	9-May-22	<0.10					
40	24-Aug-22	<0.10					
Coefficient of Variation:		4.45					
Mann-Kendall Statistic (S):		-208					
Confidence Factor:		>99.9%					
Concentration Trend:		Decreasing					

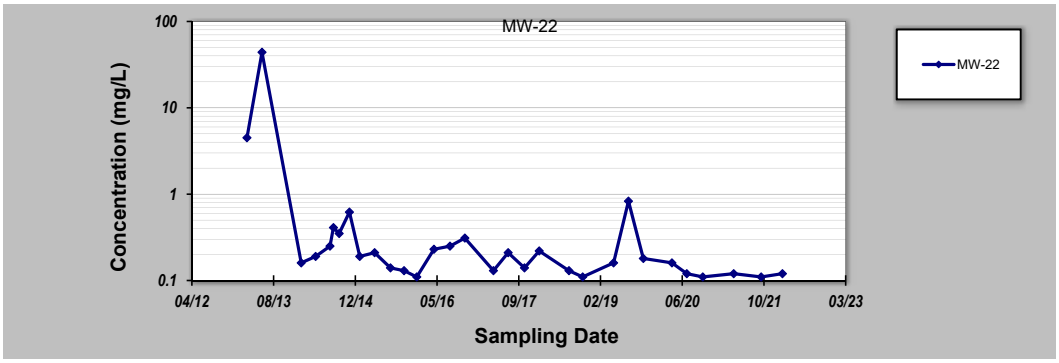

Notes:

1. At least four independent sampling events per well are required for calculating the trend. *Methodology is valid for 4 to 40 samples.*
2. Confidence in Trend = Confidence (in percent) that constituent concentration is increasing (S>0) or decreasing (S<0): >95% = Increasing or Decreasing; ≥ 90% = Probably Increasing or Probably Decreasing; < 90% and S>0 = No Trend; < 90%, S≤0, and COV ≥ 1 = No Trend; < 90% and COV < 1 = Stable.
3. Methodology based on "MAROS: A Decision Support System for Optimizing Monitoring Plans", J.J. Aziz, M. Ling, H.S. Rifai, C.J. Newell, and J.R. Gonzales, *Ground Water*, 41(3):355-367, 2003.

DISCLAIMER: *The GSI Mann-Kendall Toolkit is available "as is". Considerable care has been exercised in preparing this software product; however, no party, including without limitation GSI Environmental Inc., makes any representation or warranty regarding the accuracy, correctness, or completeness of the information contained herein, and no such party shall be liable for any direct, indirect, consequential, incidental or other damages resulting from the use of this product or the information contained herein. Information in this publication is subject to change without notice. GSI Environmental Inc., disclaims any responsibility or obligation to update the information contained herein.*

GSI Environmental Inc., www.gsi-net.com

GSI MANN-KENDALL TOOLKIT
for Constituent Trend Analysis

Evaluation Date:	29-Sep-22	Job ID:	072747
Facility Name:	Shore Health Hospital Remediation	Constituent:	TPH-DRO
Conducted By:	KK	Concentration Units:	mg/L

Sampling Point ID:	MW-31R						
Sampling Event	**Sampling Date**	**TPH-DRO CONCENTRATION (mg/L)**					
1	5-Jun-12	<0.1					
2	5-Sep-12	<0.1					
3	4-Dec-12	0.45					
4	4-Mar-13	<0.1					
5	3-Jun-13	<0.1					
6	30-Jan-14	<0.1					
7	28-Apr-14	<0.1					
8	24-Jul-14	<0.1					
9	24-Oct-14	<0.1					
10	23-Jan-15	0.68					
11	24-Apr-15	<0.1					
12	30-Jul-15	0.25					
13	21-Oct-15	<0.1					
14	7-Jan-16	<0.1					
15	22-Apr-16	<0.1					
16	28-Jul-16	<0.1					
17	27-Oct-16	<0.1					
18	19-Jan-17	<0.1					
19	20-Apr-17	<0.1					
20	19-Jul-17	<0.1					
21	27-Oct-17	<0.1					
22	25-Jan-18	<0.1					
23	26-Apr-18	<0.1					
24	26-Jul-18	<0.1					
25	18-Oct-18	<0.1					
26	24-Jan-19	0.13					
27	25-Apr-19	<0.1					
28	25-Jul-19	<0.1					
29	24-Oct-19	<0.1					
30	16-Jan-20	<0.1					
31	16-Apr-20	<0.1					
32	16-Jul-20	<0.1					
33	21-Oct-20	<0.10					
34	11-Jan-21	<0.10					
35	28-Apr-21	<0.10					
36	28-Jul-21	<0.10					
37	13-Oct-21	<0.10					
38	21-Feb-22	<0.10					
39	9-May-22	<0.10					
40	25-Aug-22	<0.10					
Coefficient of Variation:		0.64					
Mann-Kendall Statistic (S):		-4					
Confidence Factor:		83.3%					
Concentration Trend:		Stable					

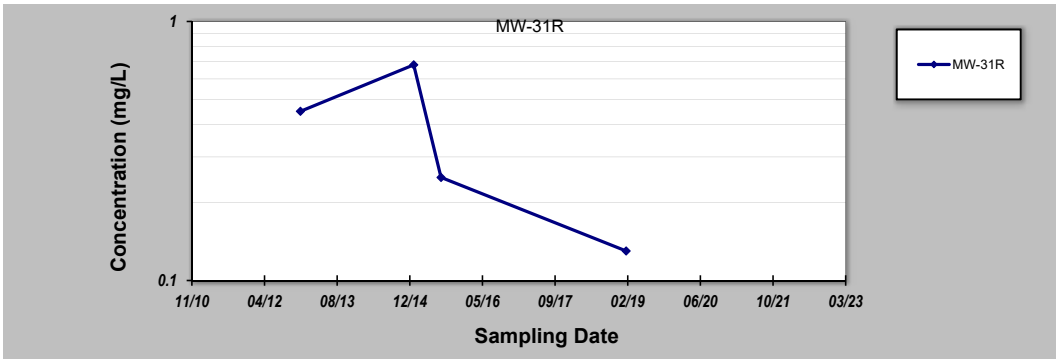

Notes:

1. At least four independent sampling events per well are required for calculating the trend. *Methodology is valid for 4 to 40 samples.*
2. Confidence in Trend = Confidence (in percent) that constituent concentration is increasing (S>0) or decreasing (S<0): >95% = Increasing or Decreasing; ≥ 90% = Probably Increasing or Probably Decreasing; < 90% and S>0 = No Trend; < 90%, S≤0, and COV ≥ 1 = No Trend; < 90% and COV < 1 = Stable.
3. Methodology based on "MAROS: A Decision Support System for Optimizing Monitoring Plans", J.J. Aziz, M. Ling, H.S. Rifai, C.J. Newell, and J.R. Gonzales, *Ground Water*, 41(3):355-367, 2003.

DISCLAIMER: *The GSI Mann-Kendall Toolkit is available "as is". Considerable care has been exercised in preparing this software product; however, no party, including without limitation GSI Environmental Inc., makes any representation or warranty regarding the accuracy, correctness, or completeness of the information contained herein, and no such party shall be liable for any direct, indirect, consequential, incidental or other damages resulting from the use of this product or the information contained herein. Information in this publication is subject to change without notice. GSI Environmental Inc., disclaims any responsibility or obligation to update the information contained herein.*

GSI Environmental Inc., www.gsi-net.com

GSI MANN-KENDALL TOOLKIT
for Constituent Trend Analysis

Evaluation Date:	29-Sep-22	Job ID:	072747
Facility Name:	Shore Health Hospital Remediation	Constituent:	TPH-DRO
Conducted By:	KK	Concentration Units:	mg/L

Sampling Point ID:	MW-32						
Sampling Event	**Sampling Date**	**TPH-DRO CONCENTRATION (mg/L)**					
1	5-Jun-12	<0.1					
2	5-Sep-12	<0.1					
3	4-Dec-12	<0.1					
4	4-Mar-13	<0.1					
5	4-Jun-13	<0.1					
6	30-Jan-14	<0.1					
7	28-Apr-14	<0.1					
8	24-Jul-14	0.13					
9	23-Jan-15	<0.1					
10	23-Apr-15	<0.1					
11	30-Jul-15	<0.1					
12	21-Oct-15	<0.1					
13	7-Jan-16	<0.1					
14	22-Apr-16	0.12					
15	22-Jun-16	<0.1					
16	28-Jul-16	<0.1					
17	19-Jan-17	<0.1					
18	20-Apr-17	<0.1					
19	19-Jul-17	<0.1					
20	27-Oct-17	<0.1					
21	25-Jan-18	<0.1					
22	26-Apr-18	<0.1					
23	26-Jul-18	0.13					
24	18-Oct-18	<0.1					
25	24-Jan-19	<0.1					
26	25-Apr-19	<0.1					
27	25-Jul-19	<0.1					
28	24-Oct-19	0.12					
29	16-Jan-20	<0.1					
30	16-Apr-20	<0.1					
31	16-Jul-20	<0.1					
32	21-Oct-20	<0.10					
33	11-Jan-21	<0.10					
34	28-Apr-21	<0.10					
35	28-Jul-21	<0.10					
36	13-Oct-21	<0.10					
37	21-Feb-22	<0.10					
38	9-May-22	<0.10					
39	24-Aug-22	<0.10					
40							
Coefficient of Variation:		0.05					
Mann-Kendall Statistic (S):		-2					
Confidence Factor:		62.5%					
Concentration Trend:		Stable					

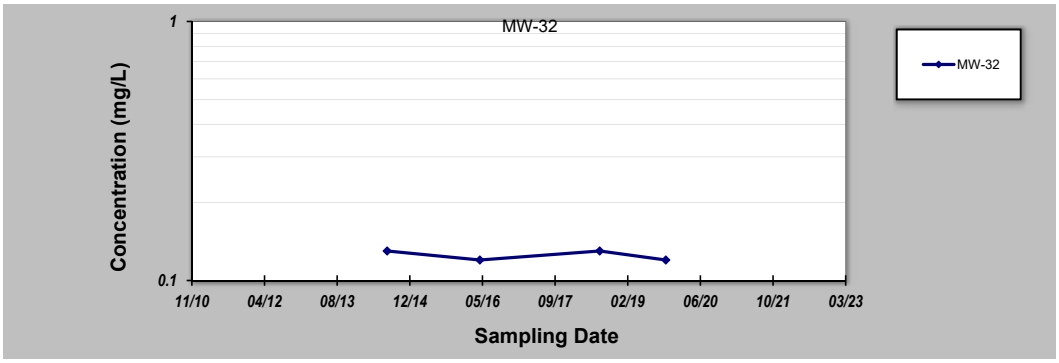

Notes:

1. At least four independent sampling events per well are required for calculating the trend. *Methodology is valid for 4 to 40 samples.*
2. Confidence in Trend = Confidence (in percent) that constituent concentration is increasing (S>0) or decreasing (S<0): >95% = Increasing or Decreasing; ≥ 90% = Probably Increasing or Probably Decreasing; < 90% and S>0 = No Trend; < 90%, S≤0, and COV ≥ 1 = No Trend; < 90% and COV < 1 = Stable.
3. Methodology based on "MAROS: A Decision Support System for Optimizing Monitoring Plans", J.J. Aziz, M. Ling, H.S. Rifai, C.J. Newell, and J.R. Gonzales, *Ground Water*, 41(3):355-367, 2003.

DISCLAIMER: *The GSI Mann-Kendall Toolkit is available "as is". Considerable care has been exercised in preparing this software product; however, no party, including without limitation GSI Environmental Inc., makes any representation or warranty regarding the accuracy, correctness, or completeness of the information contained herein, and no such party shall be liable for any direct, indirect, consequential, incidental or other damages resulting from the use of this product or the information contained herein. Information in this publication is subject to change without notice. GSI Environmental Inc., disclaims any responsibility or obligation to update the information contained herein.*

GSI Environmental Inc., www.gsi-net.com

GSI MANN-KENDALL TOOLKIT
for Constituent Trend Analysis

Evaluation Date:	29-Sep-22	Job ID:	072747
Facility Name:	Shore Health Hospital Remediation	Constituent:	TPH-DRO
Conducted By:	KK	Concentration Units:	mg/L

Sampling Point ID:	MW-37						
Sampling Event	**Sampling Date**	**TPH-DRO CONCENTRATION (mg/L)**					
1	28-Apr-14	8.8					
2	24-Jul-14	23					
3	24-Oct-14	0.13					
4	23-Jan-15	28					
5	24-Apr-15	7.1					
6	30-Jul-15	0.35					
7	21-Sep-15	2.3					
8	5-Oct-15	1.3					
9	19-Oct-15	0.76					
10	7-Jan-16	5.2					
11	23-Feb-16	1.4					
12	22-Apr-16	5.2					
13	28-Jul-16	5.8					
14	27-Oct-16	1.4					
15	19-Jan-17	0.96					
16	20-Apr-17	2.2					
17	19-Jul-17	1.7'					
18	26-Oct-17	0.73					
19	25-Jan-18	1.5					
20	26-Apr-18	1.6					
21	26-Jul-18	2.6					
22	18-Oct-18	0.93					
23	24-Jan-19	1.6					
24	25-Apr-19	0.53					
25	25-Jul-19	0.73					
26	24-Oct-19	0.37					
27	16-Jan-20	1.3					
28	16-Apr-20	0.61					
29	16-Jul-20	1.1					
30	21-Oct-20	0.24					
31	11-Jan-21	0.11					
32	28-Apr-21	0.24					
33	28-Jul-21	0.24					
34	13-Oct-21	0.2					
35	21-Feb-22	0.27					
36	9-May-22	0.28					
37	8-Jun-22	0.22					
38	13-Jul-22	0.14					
39	23-Aug-22	0.23					
40	15-Sep-22	0.34					
Coefficient of Variation:		2.04					
Mann-Kendall Statistic (S):		-403					
Confidence Factor:		>99.9%					
Concentration Trend:		Decreasing					

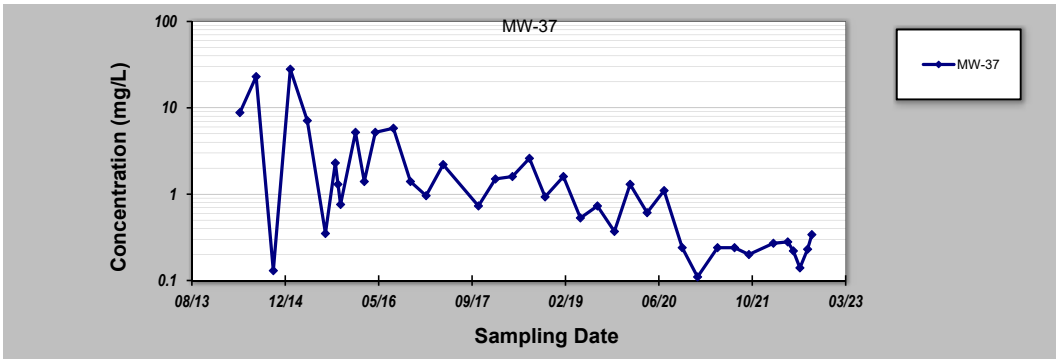

Notes:

1. At least four independent sampling events per well are required for calculating the trend. *Methodology is valid for 4 to 40 samples.*
2. Confidence in Trend = Confidence (in percent) that constituent concentration is increasing (S>0) or decreasing (S<0): >95% = Increasing or Decreasing; ≥ 90% = Probably Increasing or Probably Decreasing; < 90% and S>0 = No Trend; < 90%, S≤0, and COV ≥ 1 = No Trend; < 90% and COV < 1 = Stable.
3. Methodology based on "MAROS: A Decision Support System for Optimizing Monitoring Plans", J.J. Aziz, M. Ling, H.S. Rifai, C.J. Newell, and J.R. Gonzales, *Ground Water*, 41(3):355-367, 2003.

DISCLAIMER: *The GSI Mann-Kendall Toolkit is available "as is". Considerable care has been exercised in preparing this software product; however, no party, including without limitation GSI Environmental Inc., makes any representation or warranty regarding the accuracy, correctness, or completeness of the information contained herein, and no such party shall be liable for any direct, indirect, consequential, incidental or other damages resulting from the use of this product or the information contained herein. Information in this publication is subject to change without notice. GSI Environmental Inc., disclaims any responsibility or obligation to update the information contained herein.*

GSI Environmental Inc., www.gsi-net.com

GSI MANN-KENDALL TOOLKIT
for Constituent Trend Analysis

Evaluation Date:	29-Sep-22	Job ID:	072747
Facility Name:	Shore Health Hospital Remediation	Constituent:	TPH-DRO
Conducted By:	KK	Concentration Units:	mg/L

Sampling Point ID:	MW-40						
Sampling Event	**Sampling Date**	**TPH-DRO CONCENTRATION (mg/L)**					
1	4-Jun-13	76					
2	30-Jan-14	5.9					
3	28-Apr-14	<0.1					
4	29-Jul-14	15					
5	15-Aug-14	9.1					
6	19-Sep-14	3.6					
7	24-Oct-14	7.6					
8	19-Nov-14	2.1					
9	23-Jan-15	6.5					
10	23-Apr-15	1.9					
11	30-Jul-15	0.47					
12	21-Oct-15	2.2					
13	7-Jan-16	0.69					
14	23-Feb-16	0.25					
15	22-Apr-16	0.61					
16	28-Jul-16	0.88					
17	27-Oct-16	0.18					
18	19-Jan-17	0.16					
19	20-Apr-17	0.43					
20	19-Jul-17	0.3					
21	27-Oct-17	0.44					
22	25-Jan-18	0.37					
23	26-Apr-18	0.38					
24	26-Jul-18	0.21					
25	18-Oct-18	0.19					
26	24-Jan-19	0.18					
27	25-Apr-19	0.16					
28	25-Jul-19	<0.1					
29	24-Oct-19	0.25					
30	16-Jan-20	0.24					
31	16-Apr-20	0.22					
32	16-Jul-20	0.22					
33	21-Oct-20	<0.10					
34	11-Jan-21	<0.10					
35	28-Apr-21	<0.10					
36	28-Jul-21	<0.10					
37	14-Oct-21	<0.10					
38	21-Feb-22	<0.10					
39	9-May-22	<0.10					
40	24-Aug-22	<0.10					
Coefficient of Variation:		3.06					
Mann-Kendall Statistic (S):		-299					
Confidence Factor:		>99.9%					
Concentration Trend:		Decreasing					

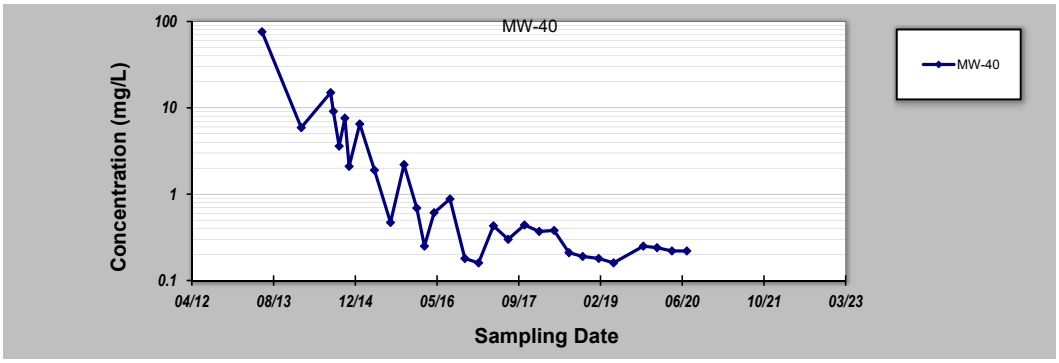

Notes:

1. At least four independent sampling events per well are required for calculating the trend. *Methodology is valid for 4 to 40 samples.*
2. Confidence in Trend = Confidence (in percent) that constituent concentration is increasing (S>0) or decreasing (S<0): >95% = Increasing or Decreasing; ≥ 90% = Probably Increasing or Probably Decreasing; < 90% and S>0 = No Trend; < 90%, S≤0, and COV ≥ 1 = No Trend; < 90% and COV < 1 = Stable.
3. Methodology based on "MAROS: A Decision Support System for Optimizing Monitoring Plans", J.J. Aziz, M. Ling, H.S. Rifai, C.J. Newell, and J.R. Gonzales, *Ground Water*, 41(3):355-367, 2003.

DISCLAIMER: *The GSI Mann-Kendall Toolkit is available "as is". Considerable care has been exercised in preparing this software product; however, no party, including without limitation GSI Environmental Inc., makes any representation or warranty regarding the accuracy, correctness, or completeness of the information contained herein, and no such party shall be liable for any direct, indirect, consequential, incidental or other damages resulting from the use of this product or the information contained herein. Information in this publication is subject to change without notice. GSI Environmental Inc., disclaims any responsibility or obligation to update the information contained herein.*

GSI Environmental Inc., www.gsi-net.com

GSI MANN-KENDALL TOOLKIT
for Constituent Trend Analysis

Evaluation Date:	29-Sep-22	Job ID:	072747
Facility Name:	Shore Health Hospital Remediation	Constituent:	TPH-DRO
Conducted By:	KK	Concentration Units:	mg/L

Sampling Point ID:	MW-41						
Sampling Event	**Sampling Date**	**TPH-DRO CONCENTRATION (mg/L)**					
1	29-Jul-14	9.5					
2	15-Aug-14	28					
3	19-Sep-14	3.9					
4	24-Oct-14	1.6					
5	19-Nov-14	3.1					
6	23-Jan-15	2.2					
7	23-Apr-15	3.7					
8	30-Jul-15	1.2					
9	21-Oct-15	1.9					
10	5-Jan-16	3.7					
11	23-Feb-16	0.98					
12	22-Apr-16	3.6					
13	25-May-16	4.8					
14	28-Jul-16	7.9					
15	28-Sep-16	3					
16	27-Oct-16	5.3					
17	18-Jan-17	2.7					
18	20-Apr-17	5					
19	19-Jul-17	6.3					
20	26-Oct-17	NS					
21	27-Oct-17	3.9					
22	25-Jan-18	4.8					
23	26-Apr-18	3.2					
24	26-Jul-18	1.2					
25	18-Oct-18	1					
26	25-Jan-19	0.34					
27	25-Apr-19	0.83					
28	25-Jul-19	0.27					
29	24-Oct-19	0.99					
30	16-Jan-20	0.61					
31	16-Apr-20	0.31					
32	16-Jul-20	0.78					
33	23-Oct-20	0.63					
34	11-Jan-21	0.63					
35	30-Apr-21	0.27					
36	29-Jul-21	0.11					
37	14-Oct-21	<0.10					
38	21-Feb-22	<0.10					
39	9-May-22	<0.10					
40	25-Aug-22	0.2					
Coefficient of Variation:		1.46					
Mann-Kendall Statistic (S):		-334					
Confidence Factor:		>99.9%					
Concentration Trend:		Decreasing					

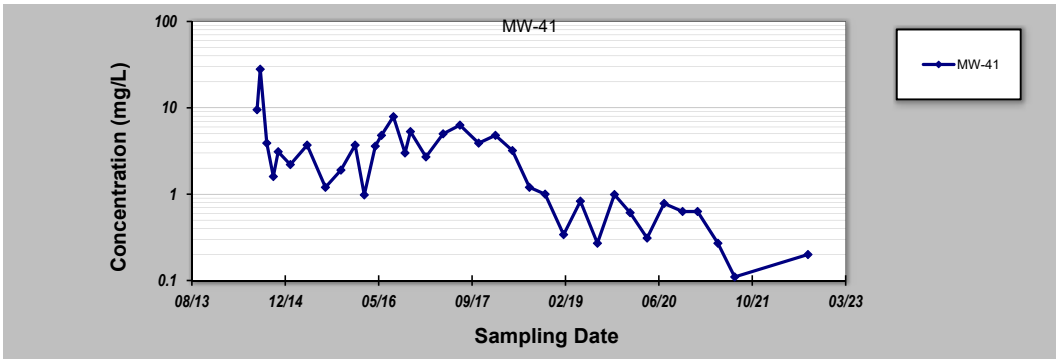

Notes:

1. At least four independent sampling events per well are required for calculating the trend. *Methodology is valid for 4 to 40 samples.*
2. Confidence in Trend = Confidence (in percent) that constituent concentration is increasing (S>0) or decreasing (S<0): >95% = Increasing or Decreasing; ≥ 90% = Probably Increasing or Probably Decreasing; < 90% and S>0 = No Trend; < 90%, S≤0, and COV ≥ 1 = No Trend; < 90% and COV < 1 = Stable.
3. Methodology based on "MAROS: A Decision Support System for Optimizing Monitoring Plans", J.J. Aziz, M. Ling, H.S. Rifai, C.J. Newell, and J.R. Gonzales, *Ground Water*, 41(3):355-367, 2003.

DISCLAIMER: *The GSI Mann-Kendall Toolkit is available "as is". Considerable care has been exercised in preparing this software product; however, no party, including without limitation GSI Environmental Inc., makes any representation or warranty regarding the accuracy, correctness, or completeness of the information contained herein, and no such party shall be liable for any direct, indirect, consequential, incidental or other damages resulting from the use of this product or the information contained herein. Information in this publication is subject to change without notice. GSI Environmental Inc., disclaims any responsibility or obligation to update the information contained herein.*

GSI Environmental Inc., www.gsi-net.com

GSI MANN-KENDALL TOOLKIT
for Constituent Trend Analysis

Evaluation Date:	29-Sep-22	Job ID:	072747
Facility Name:	Shore Health Hospital Remediation	Constituent:	TPH-DRO
Conducted By:	KK	Concentration Units:	mg/L

Sampling Point ID:	MW-42						
Sampling Event	**Sampling Date**	**TPH-DRO CONCENTRATION (mg/L)**					
1	30-Jan-14	0.47					
2	28-Apr-14	0.3					
3	29-Jul-14	96					
4	15-Aug-14	9.1					
5	19-Sep-14	1					
6	24-Oct-14	1.4					
7	20-Nov-14	1.2					
8	22-Jan-15	1.2					
9	24-Apr-15	0.23					
10	30-Jul-15	0.74					
11	21-Oct-15	0.23					
12	5-Jan-16	2.5					
13	23-Feb-16	1.7					
14	22-Apr-16	4.2					
15	25-May-16	4					
16	28-Jul-16	3.8					
17	27-Oct-16	0.92					
18	18-Jan-17	0.83					
19	20-Apr-17	0.87					
20	19-Jul-17	1.7					
21	27-Oct-17	1.1					
22	25-Jan-18	1.6					
23	26-Apr-18	0.66					
24	26-Jul-18	0.26					
25	18-Oct-18	0.67					
26	25-Jan-19	0.41					
27	25-Apr-19	0.65					
28	25-Jul-19	0.29					
29	24-Oct-19	0.79					
30	16-Jan-20	0.33					
31	16-Apr-20	1.1					
32	16-Jul-20	1.7					
33	22-Oct-20	0.25					
34	11-Jan-21	<0.10					
35	29-Apr-21	0.13					
36	29-Jul-21	<0.10					
37	13-Oct-21	<0.10					
38	21-Feb-22	<0.10					
39	9-May-22	<0.10					
40	24-Aug-22	<0.10					
Coefficient of Variation:		3.90					
Mann-Kendall Statistic (S):		-151					
Confidence Factor:		98.7%					
Concentration Trend:		Decreasing					

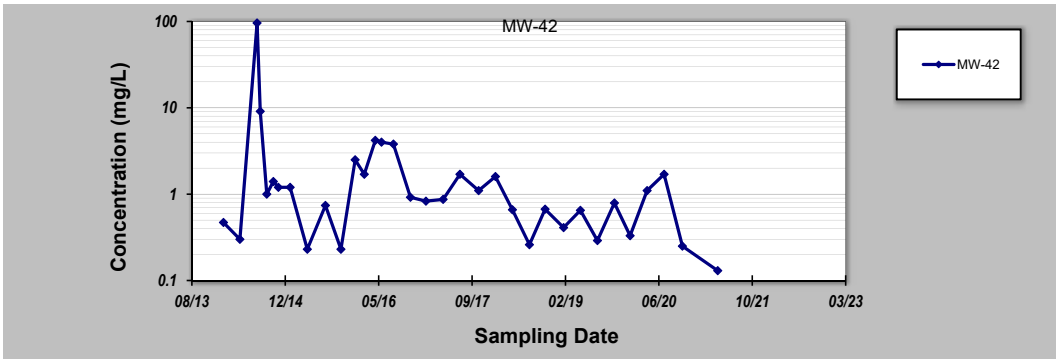

Notes:

1. At least four independent sampling events per well are required for calculating the trend. *Methodology is valid for 4 to 40 samples.*
2. Confidence in Trend = Confidence (in percent) that constituent concentration is increasing (S>0) or decreasing (S<0): >95% = Increasing or Decreasing; ≥ 90% = Probably Increasing or Probably Decreasing; < 90% and S>0 = No Trend; < 90%, S≤0, and COV ≥ 1 = No Trend; < 90% and COV < 1 = Stable.
3. Methodology based on "MAROS: A Decision Support System for Optimizing Monitoring Plans", J.J. Aziz, M. Ling, H.S. Rifai, C.J. Newell, and J.R. Gonzales, *Ground Water*, 41(3):355-367, 2003.

DISCLAIMER: *The GSI Mann-Kendall Toolkit is available "as is". Considerable care has been exercised in preparing this software product; however, no party, including without limitation GSI Environmental Inc., makes any representation or warranty regarding the accuracy, correctness, or completeness of the information contained herein, and no such party shall be liable for any direct, indirect, consequential, incidental or other damages resulting from the use of this product or the information contained herein. Information in this publication is subject to change without notice. GSI Environmental Inc., disclaims any responsibility or obligation to update the information contained herein.*

GSI Environmental Inc., www.gsi-net.com

GSI MANN-KENDALL TOOLKIT
for Constituent Trend Analysis

Evaluation Date:	29-Sep-22	Job ID:	072747
Facility Name:	Shore Health Hospital Remediation	Constituent:	TPH-DRO
Conducted By:	KK	Concentration Units:	mg/L

Sampling Point ID:	MW-43						
Sampling Event	**Sampling Date**	**TPH-DRO CONCENTRATION (mg/L)**					
1	21-Oct-15	<0.1					
2	7-Jan-16	0.67					
3	23-Feb-16	0.56					
4	22-Apr-16	8.2					
5	25-May-16	9.5					
6	28-Jul-16	9.2					
7	28-Sep-16	3.9					
8	27-Oct-16	4.5					
9	17-Nov-16	NS					
10	20-Dec-16	5.1					
11	19-Jan-17	5.6					
12	23-Feb-17	NS					
13	22-Mar-17	NS					
14	20-Apr-17	6.2					
15	24-May-17	NS					
16	22-Jun-17	NS					
17	19-Jul-17	19					
18	26-Oct-17	4.9					
19	25-Jan-18	9.6					
20	26-Apr-18	12					
21	26-Jul-18	6.6					
22	18-Oct-18	3					
23	24-Jan-19	7.4					
24	25-Apr-19	4.8					
25	25-Jul-19	4.8					
26	24-Oct-19	7.1					
27	16-Jan-20	8.8					
28	16-Apr-20	6.1					
29	16-Jul-20	6.3					
30	21-Oct-20	3.5					
31	11-Jan-21	2.9					
32	28-Apr-21	3.4					
33	28-Jul-21	2.1					
34	13-Oct-21	1.4					
35	21-Feb-22	4.6					
36	9-May-22	1.6					
37	8-Jun-22	1.1					
38	13-Jul-22	1.7					
39	25-Aug-22	3.7					
40	14-Sep-22	3.6					
Coefficient of Variation:		0.69					
Mann-Kendall Statistic (S):		-162					
Confidence Factor:		99.2%					
Concentration Trend:		Decreasing					

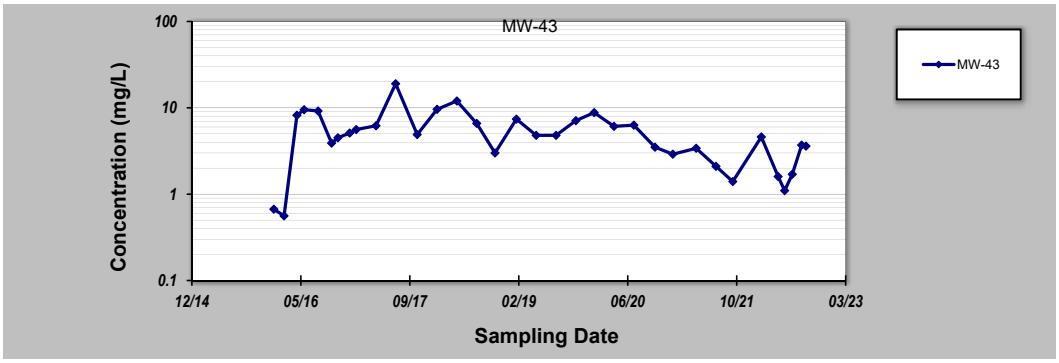

Notes:

1. At least four independent sampling events per well are required for calculating the trend. *Methodology is valid for 4 to 40 samples.*
2. Confidence in Trend = Confidence (in percent) that constituent concentration is increasing (S>0) or decreasing (S<0): >95% = Increasing or Decreasing; ≥ 90% = Probably Increasing or Probably Decreasing; < 90% and S>0 = No Trend; < 90%, S≤0, and COV ≥ 1 = No Trend; < 90% and COV < 1 = Stable.
3. Methodology based on "MAROS: A Decision Support System for Optimizing Monitoring Plans", J.J. Aziz, M. Ling, H.S. Rifai, C.J. Newell, and J.R. Gonzales, *Ground Water*, 41(3):355-367, 2003.

DISCLAIMER: *The GSI Mann-Kendall Toolkit is available "as is". Considerable care has been exercised in preparing this software product; however, no party, including without limitation GSI Environmental Inc., makes any representation or warranty regarding the accuracy, correctness, or completeness of the information contained herein, and no such party shall be liable for any direct, indirect, consequential, incidental or other damages resulting from the use of this product or the information contained herein. Information in this publication is subject to change without notice. GSI Environmental Inc., disclaims any responsibility or obligation to update the information contained herein.*

GSI Environmental Inc., www.gsi-net.com

GSI MANN-KENDALL TOOLKIT
for Constituent Trend Analysis

Evaluation Date:	29-Sep-22	Job ID:	072747
Facility Name:	Shore Health Hospital Remediation	Constituent:	TPH-DRO
Conducted By:	KK	Concentration Units:	mg/L

Sampling Point ID:	MW-44						
Sampling Event	**Sampling Date**	**TPH-DRO CONCENTRATION (mg/L)**					
1	5-Jun-12	0.46					
2	5-Sep-12	<0.1					
3	4-Dec-12	<0.1					
4	4-Mar-13	<0.1					
5	3-Jun-13	<0.1					
6	30-Jan-14	<0.1					
7	28-Apr-14	<0.1					
8	24-Jul-14	<0.1					
9	24-Oct-14	0.11					
10	23-Jan-15	<0.1					
11	24-Apr-15	<0.1					
12	30-Jul-15	<0.1					
13	21-Oct-15	<0.1					
14	7-Jan-16	<0.1					
15	22-Apr-16	<0.1					
16	28-Jul-16	0.15					
17	27-Oct-16	<0.1					
18	19-Jan-17	<0.1					
19	20-Apr-17	<0.1					
20	19-Jul-17	<0.1					
21	27-Oct-17	<0.1					
22	25-Jan-18	<0.1					
23	26-Apr-18	<0.1					
24	26-Jul-18	<0.1					
25	18-Oct-18	<0.1					
26	24-Jan-19	0.11					
27	25-Apr-19	<0.1					
28	25-Jul-19	<0.1					
29	24-Oct-19	0.12					
30	16-Jan-20	<0.1					
31	16-Apr-20	<0.1					
32	16-Jul-20	<0.1					
33	21-Oct-20	<0.10					
34	11-Jan-21	<0.10					
35	28-Apr-21	<0.10					
36	28-Jul-21	<0.10					
37	13-Oct-21	<0.10					
38	21-Feb-22	<0.10					
39	9-May-22	<0.10					
40	24-Aug-22	<0.10					
Coefficient of Variation:		0.80					
Mann-Kendall Statistic (S):		-3					
Confidence Factor:		67.5%					
Concentration Trend:		Stable					

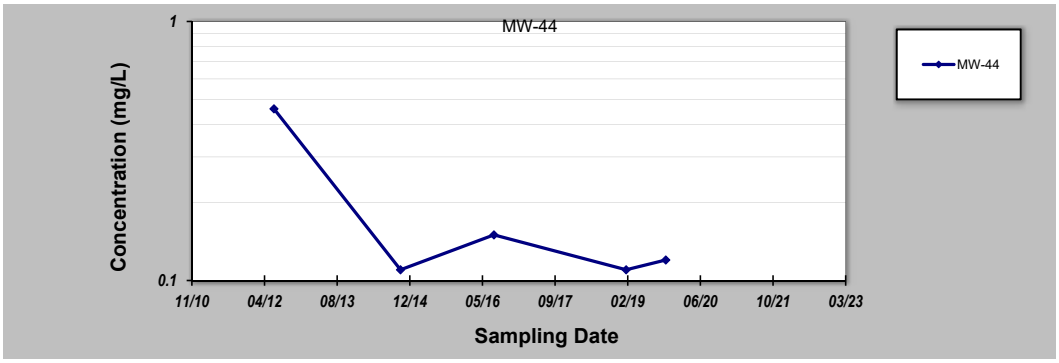

Notes:

1. At least four independent sampling events per well are required for calculating the trend. *Methodology is valid for 4 to 40 samples.*
2. Confidence in Trend = Confidence (in percent) that constituent concentration is increasing (S>0) or decreasing (S<0): >95% = Increasing or Decreasing; ≥ 90% = Probably Increasing or Probably Decreasing; < 90% and S>0 = No Trend; < 90%, S≤0, and COV ≥ 1 = No Trend; < 90% and COV < 1 = Stable.
3. Methodology based on "MAROS: A Decision Support System for Optimizing Monitoring Plans", J.J. Aziz, M. Ling, H.S. Rifai, C.J. Newell, and J.R. Gonzales, *Ground Water*, 41(3):355-367, 2003.

DISCLAIMER: *The GSI Mann-Kendall Toolkit is available "as is". Considerable care has been exercised in preparing this software product; however, no party, including without limitation GSI Environmental Inc., makes any representation or warranty regarding the accuracy, correctness, or completeness of the information contained herein, and no such party shall be liable for any direct, indirect, consequential, incidental or other damages resulting from the use of this product or the information contained herein. Information in this publication is subject to change without notice. GSI Environmental Inc., disclaims any responsibility or obligation to update the information contained herein.*

GSI Environmental Inc., www.gsi-net.com

GSI MANN-KENDALL TOOLKIT
for Constituent Trend Analysis

Evaluation Date:	29-Sep-22	Job ID:	072747
Facility Name:	Shore Health Hospital Remediation	Constituent:	TPH-DRO
Conducted By:	KK	Concentration Units:	mg/L

Sampling Point ID:	MW-45						
Sampling Event	**Sampling Date**	**TPH-DRO CONCENTRATION (mg/L)**					
1	23-Jan-15	0.21					
2	23-Apr-15	<0.1					
3	30-Jul-15	<0.1					
4	7-Jan-16	3.2					
5	23-Feb-16	3.1					
6	22-Apr-16	5.9					
7	25-May-16	8.2					
8	27-Jul-16	9.3					
9	28-Sep-16	3.8					
10	27-Oct-16	5.4					
11	18-Jan-17	3.2					
12	23-Feb-17	NS					
13	22-Mar-17	NS					
14	20-Apr-17	5.2					
15	24-May-17	NS					
16	22-Jun-17	NS					
17	19-Jul-17	12					
18	27-Oct-17	5.4					
19	30-Jan-18	7.3					
20	26-Apr-18	9.7					
21	26-Jul-18	2.7					
22	18-Oct-18	7.1					
23	25-Jan-19	1.3					
24	25-Apr-19	3.6					
25	25-Jul-19	7.3					
26	24-Oct-19	2.8					
27	16-Jan-20	2.1					
28	16-Apr-20	3.3					
29	16-Jul-20	2.4					
30	22-Oct-20	3.1					
31	11-Jan-21	3.2					
32	29-Apr-21	3.8					
33	29-Jul-21	3.1					
34	14-Oct-21	3.1					
35	21-Feb-22	6.1					
36	9-May-22	1.8					
37	9-Jun-22	1.6					
38	13-Jul-22	0.85					
39	25-Aug-22	1.2					
40	15-Sep-22	1.9					
Coefficient of Variation:		0.65					
Mann-Kendall Statistic (S):		-179					
Confidence Factor:		99.6%					
Concentration Trend:		Decreasing					

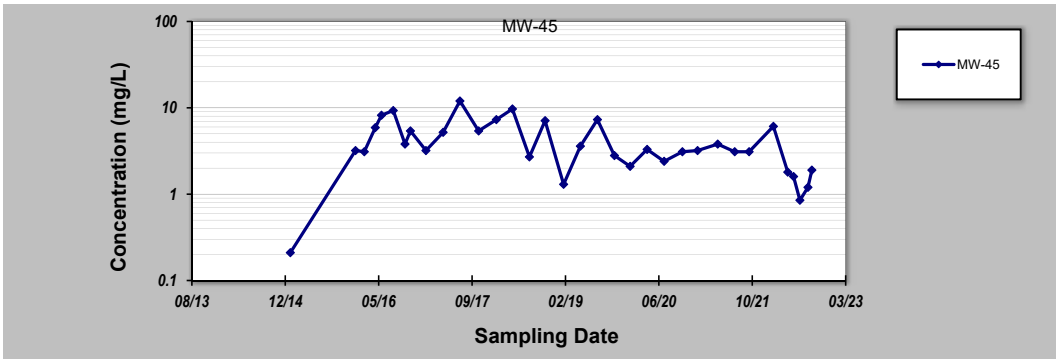

Notes:

1. At least four independent sampling events per well are required for calculating the trend. *Methodology is valid for 4 to 40 samples.*
2. Confidence in Trend = Confidence (in percent) that constituent concentration is increasing (S>0) or decreasing (S<0): >95% = Increasing or Decreasing; ≥ 90% = Probably Increasing or Probably Decreasing; < 90% and S>0 = No Trend; < 90%, S≤0, and COV ≥ 1 = No Trend; < 90% and COV < 1 = Stable.
3. Methodology based on "MAROS: A Decision Support System for Optimizing Monitoring Plans", J.J. Aziz, M. Ling, H.S. Rifai, C.J. Newell, and J.R. Gonzales, *Ground Water*, 41(3):355-367, 2003.

DISCLAIMER: *The GSI Mann-Kendall Toolkit is available "as is". Considerable care has been exercised in preparing this software product; however, no party, including without limitation GSI Environmental Inc., makes any representation or warranty regarding the accuracy, correctness, or completeness of the information contained herein, and no such party shall be liable for any direct, indirect, consequential, incidental or other damages resulting from the use of this product or the information contained herein. Information in this publication is subject to change without notice. GSI Environmental Inc., disclaims any responsibility or obligation to update the information contained herein.*

GSI Environmental Inc., www.gsi-net.com

GSI MANN-KENDALL TOOLKIT
for Constituent Trend Analysis

Evaluation Date:	29-Sep-22	Job ID:	072747
Facility Name:	Shore Health Hospital Remediation	Constituent:	TPH-DRO
Conducted By:	KK	Concentration Units:	mg/L

Sampling Point ID:	MW-46						
Sampling Event	**Sampling Date**	**TPH-DRO CONCENTRATION (mg/L)**					
1	29-Jul-14	5.6					
2	15-Aug-14	29					
3	19-Sep-14	36					
4	19-Nov-14	28					
5	23-Jan-15	18					
6	24-Apr-15	37					
7	30-Jul-15	15					
8	7-Jan-16	1.6					
9	23-Feb-16	1.4					
10	22-Apr-16	5.7					
11	22-Jun-16	0.84					
12	27-Jul-16	6.2					
13	24-Aug-16	8.8					
14	27-Oct-16	4.9					
15	18-Jan-17	3.5					
16	20-Apr-17	5.9					
17	19-Jul-17	9.8					
18	27-Oct-17	NS					
19	25-Jan-18	12					
20	26-Apr-18	14					
21	26-Jul-18	1.7					
22	18-Oct-18	4.1					
23	24-Jan-19	3.8					
24	24-Apr-19	2.2					
25	25-Jul-19	2.3					
26	24-Oct-19	2.4					
27	16-Jan-20	4.7					
28	16-Apr-20	0.92					
29	16-Jul-20	1.4					
30	22-Oct-20	4.3					
31	11-Jan-21	2.2					
32	29-Apr-21	2.3					
33	29-Jul-21	0.56					
34	14-Oct-21	1.2					
35	21-Feb-22	3.4					
36	9-May-22	1.5					
37	9-Jun-22	0.55					
38	13-Jul-22	1.9					
39	24-Aug-22	2.2					
40	15-Sep-22	2.1					
Coefficient of Variation:		1.30					
Mann-Kendall Statistic (S):		-352					
Confidence Factor:		>99.9%					
Concentration Trend:		Decreasing					

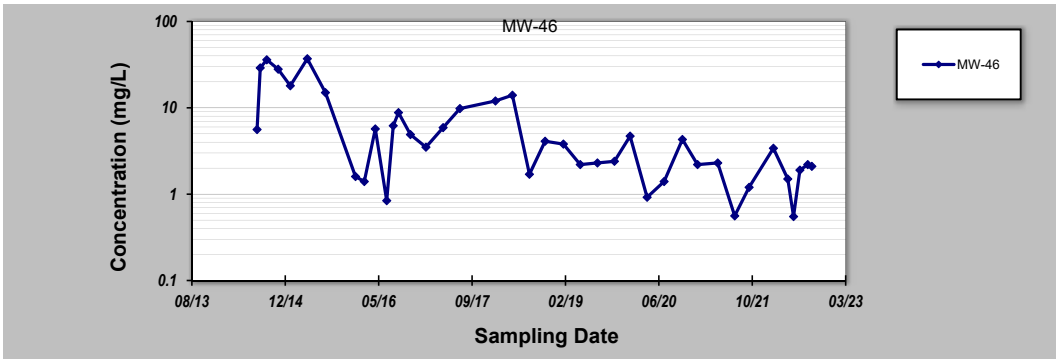

Notes:

1. At least four independent sampling events per well are required for calculating the trend. *Methodology is valid for 4 to 40 samples.*
2. Confidence in Trend = Confidence (in percent) that constituent concentration is increasing (S>0) or decreasing (S<0): >95% = Increasing or Decreasing; ≥ 90% = Probably Increasing or Probably Decreasing; < 90% and S>0 = No Trend; < 90%, S≤0, and COV ≥ 1 = No Trend; < 90% and COV < 1 = Stable.
3. Methodology based on "MAROS: A Decision Support System for Optimizing Monitoring Plans", J.J. Aziz, M. Ling, H.S. Rifai, C.J. Newell, and J.R. Gonzales, *Ground Water*, 41(3):355-367, 2003.

DISCLAIMER: *The GSI Mann-Kendall Toolkit is available "as is". Considerable care has been exercised in preparing this software product; however, no party, including without limitation GSI Environmental Inc., makes any representation or warranty regarding the accuracy, correctness, or completeness of the information contained herein, and no such party shall be liable for any direct, indirect, consequential, incidental or other damages resulting from the use of this product or the information contained herein. Information in this publication is subject to change without notice. GSI Environmental Inc., disclaims any responsibility or obligation to update the information contained herein.*

GSI Environmental Inc., www.gsi-net.com

GSI MANN-KENDALL TOOLKIT
for Constituent Trend Analysis

Evaluation Date:	29-Sep-22	Job ID:	072747
Facility Name:	Shore Health Hospital Remediation	Constituent:	TPH-DRO
Conducted By:	KK	Concentration Units:	mg/L

Sampling Point ID:	MW-47						
Sampling Event	**Sampling Date**	**TPH-DRO CONCENTRATION (mg/L)**					
1	19-Sep-14	210					
2	19-Nov-14	260					
3	23-Jan-15	98					
4	24-Apr-15	21					
5	30-Jul-15	220					
6	21-Sep-15	1.8					
7	5-Oct-15	1.3					
8	19-Oct-15	0.92					
9	5-Jan-16	1.9					
10	23-Feb-16	1.4					
11	22-Apr-16	7.2					
12	25-May-16	9.7					
13	28-Jul-16	12					
14	27-Oct-16	5.6					
15	18-Jan-17	4.7					
16	20-Apr-17	7					
17	19-Jul-17	23'					
18	26-Oct-17	6.7					
19	25-Jan-18	7.3					
20	26-Apr-18	8.9					
21	26-Jul-18	2.7					
22	18-Oct-18	5.9					
23	25-Jan-19	1.3					
24	25-Apr-19	4					
25	25-Jul-19	2.6					
26	24-Oct-19	4.1					
27	16-Jan-20	1.9					
28	16-Apr-20	2.4					
29	16-Jul-20	2.1					
30	23-Oct-20	4.6					
31	11-Jan-21	1.6					
32	30-Apr-21	0.96					
33	29-Jul-21	0.2					
34	14-Oct-21	0.67					
35	21-Feb-22	1.4					
36	9-May-22	0.76					
37	9-Jun-22	0.5					
38	13-Jul-22	0.23					
39	25-Aug-22	0.34					
40	15-Sep-22	0.38					
Coefficient of Variation:		2.64					
Mann-Kendall Statistic (S):		-416					
Confidence Factor:		>99.9%					
Concentration Trend:		Decreasing					

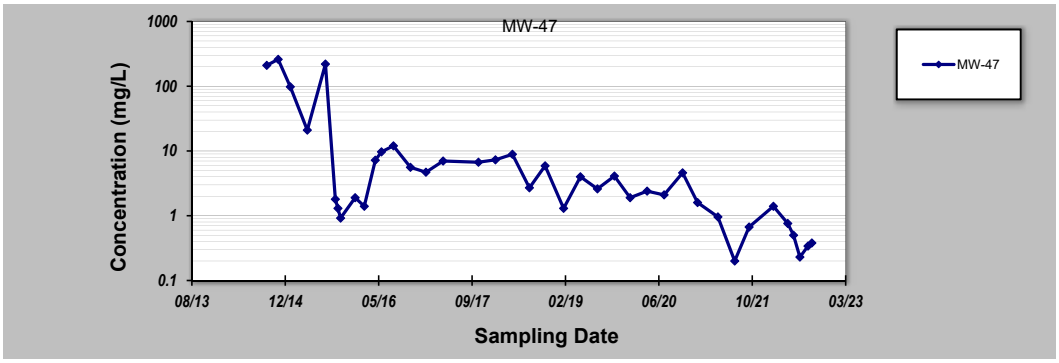

Notes:

1. At least four independent sampling events per well are required for calculating the trend. *Methodology is valid for 4 to 40 samples.*
2. Confidence in Trend = Confidence (in percent) that constituent concentration is increasing (S>0) or decreasing (S<0): >95% = Increasing or Decreasing; ≥ 90% = Probably Increasing or Probably Decreasing; < 90% and S>0 = No Trend; < 90%, S≤0, and COV ≥ 1 = No Trend; < 90% and COV < 1 = Stable.
3. Methodology based on "MAROS: A Decision Support System for Optimizing Monitoring Plans", J.J. Aziz, M. Ling, H.S. Rifai, C.J. Newell, and J.R. Gonzales, *Ground Water*, 41(3):355-367, 2003.

DISCLAIMER: *The GSI Mann-Kendall Toolkit is available "as is". Considerable care has been exercised in preparing this software product; however, no party, including without limitation GSI Environmental Inc., makes any representation or warranty regarding the accuracy, correctness, or completeness of the information contained herein, and no such party shall be liable for any direct, indirect, consequential, incidental or other damages resulting from the use of this product or the information contained herein. Information in this publication is subject to change without notice. GSI Environmental Inc., disclaims any responsibility or obligation to update the information contained herein.*

GSI Environmental Inc., www.gsi-net.com

GSI MANN-KENDALL TOOLKIT
for Constituent Trend Analysis

Evaluation Date:	29-Sep-22	Job ID:	072747
Facility Name:	Shore Health Hospital Remediation	Constituent:	TPH-DRO
Conducted By:	KK	Concentration Units:	mg/L

Sampling Point ID:	MW-50						
Sampling Event	**Sampling Date**	**TPH-DRO CONCENTRATION (mg/L)**					
1	19-Nov-15	<0.1					
2	17-Dec-15	0.16					
3	5-Jan-16	<0.1					
4	22-Feb-16	<0.1					
5	16-Mar-16	<0.1					
6	22-Apr-16	<0.1					
7	24-May-16	0.12					
8	22-Jun-16	<0.1					
9	27-Jul-16	<0.1					
10	24-Aug-16	<0.1					
11	28-Sep-16	0.19					
12	26-Oct-16	<0.1					
13	17-Nov-16	<0.1					
14	20-Dec-16	<0.1					
15	18-Jan-17	<0.1					
16	20-Apr-17	<0.1					
17	18-Jul-17	<0.1					
18	25-Oct-17	<0.1					
19	25-Jan-18	<0.1					
20	26-Apr-18	<0.1					
21	25-Jul-18	<0.1					
22	18-Oct-18	<0.1					
23	24-Jan-19	<0.1					
24	25-Apr-19	<0.1					
25	25-Jul-19	<0.1					
26	24-Oct-19	<0.1					
27	15-Jan-20	0.13					
28	16-Apr-20	<0.1					
29	16-Jul-20	<0.1					
30	20-Oct-20	<0.10					
31	11-Jan-21	<0.10					
32	27-Apr-21	<0.10					
33	27-Jul-21	<0.10					
34	12-Oct-21	<0.10					
35	21-Feb-22	<0.10					
36	9-May-22	<0.10					
37	7-Jun-22	<0.11					
38	13-Jul-22	<0.10					
39	22-Aug-22	<0.10					
40	14-Sep-22	<0.10					
Coefficient of Variation:		0.21					
Mann-Kendall Statistic (S):		0					
Confidence Factor:		37.5%					
Concentration Trend:		Stable					

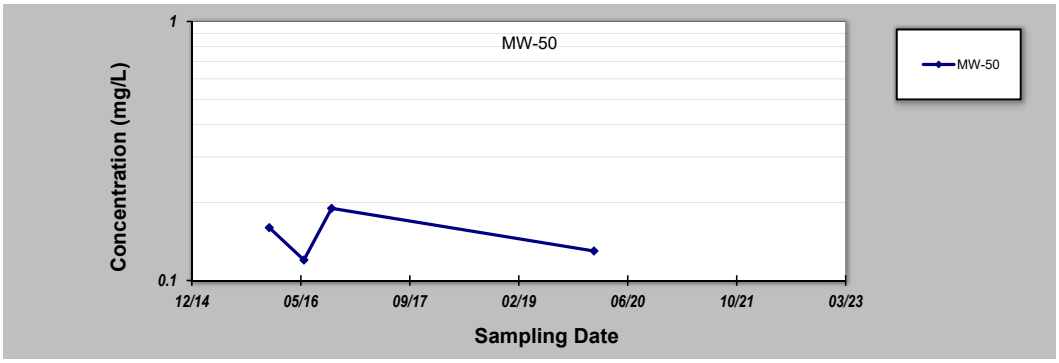

Notes:

1. At least four independent sampling events per well are required for calculating the trend. *Methodology is valid for 4 to 40 samples.*
2. Confidence in Trend = Confidence (in percent) that constituent concentration is increasing (S>0) or decreasing (S<0): >95% = Increasing or Decreasing; ≥ 90% = Probably Increasing or Probably Decreasing; < 90% and S>0 = No Trend; < 90%, S≤0, and COV ≥ 1 = No Trend; < 90% and COV < 1 = Stable.
3. Methodology based on "MAROS: A Decision Support System for Optimizing Monitoring Plans", J.J. Aziz, M. Ling, H.S. Rifai, C.J. Newell, and J.R. Gonzales, *Ground Water*, 41(3):355-367, 2003.

DISCLAIMER: *The GSI Mann-Kendall Toolkit is available "as is". Considerable care has been exercised in preparing this software product; however, no party, including without limitation GSI Environmental Inc., makes any representation or warranty regarding the accuracy, correctness, or completeness of the information contained herein, and no such party shall be liable for any direct, indirect, consequential, incidental or other damages resulting from the use of this product or the information contained herein. Information in this publication is subject to change without notice. GSI Environmental Inc., disclaims any responsibility or obligation to update the information contained herein.*

GSI Environmental Inc., www.gsi-net.com

GSI MANN-KENDALL TOOLKIT
for Constituent Trend Analysis

Evaluation Date:	29-Sep-22	Job ID:	072747
Facility Name:	Shore Health Hospital Remediation	Constituent:	TPH-DRO
Conducted By:	KK	Concentration Units:	mg/L

Sampling Point ID:	MW-51						
Sampling Event	**Sampling Date**	**TPH-DRO CONCENTRATION (mg/L)**					
1	28-Jul-16	3					
2	24-Aug-16	6.9					
3	28-Sep-16	1.9					
4	27-Oct-16	2.4					
5	17-Nov-16	1.2					
6	20-Dec-16	1.3					
7	19-Jan-17	1.6					
8	20-Apr-17	3.1					
9	19-Jul-17	5.1[1]					
10	26-Oct-17	1.7					
11	25-Jan-18	2.5					
12	26-Apr-18	2.2					
13	26-Jul-18	0.87					
14	18-Oct-18	1.3					
15	24-Jan-19	1.6					
16	25-Apr-19	0.41					
17	25-Jul-19	0.17					
18	24-Oct-19	0.34					
19	16-Jan-20	0.16					
20	16-Apr-20	0.24					
21	16-Jul-20	0.52					
22	21-Oct-20	<0.10					
23	11-Jan-21	<0.10					
24	28-Apr-21	<0.10					
25	28-Jul-21	<0.10					
26	13-Oct-21	<0.10					
27	21-Feb-22	<0.10					
28	9-May-22	<0.10					
29	8-Jun-22	<0.10					
30	13-Jul-22	<0.10					
31	23-Aug-22	<0.10					
32	15-Sep-22	0.16					
33							
34							
35							
Coefficient of Variation:		0.96					
Mann-Kendall Statistic (S):		-129					
Confidence Factor:		>99.9%					
Concentration Trend:		Decreasing					

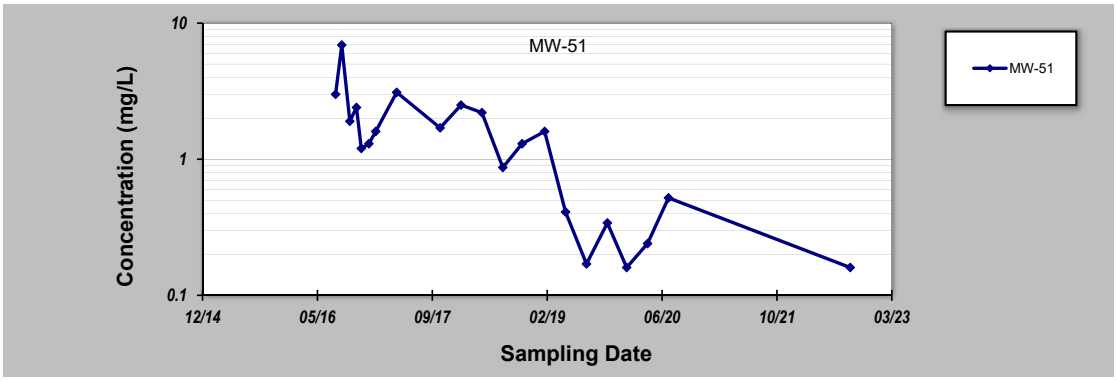

Notes:

1. At least four independent sampling events per well are required for calculating the trend. *Methodology is valid for 4 to 40 samples.*
2. Confidence in Trend = Confidence (in percent) that constituent concentration is increasing (S>0) or decreasing (S<0): >95% = Increasing or Decreasing; ≥ 90% = Probably Increasing or Probably Decreasing; < 90% and S>0 = No Trend; < 90%, S≤0, and COV ≥ 1 = No Trend; < 90% and COV < 1 = Stable.
3. Methodology based on "MAROS: A Decision Support System for Optimizing Monitoring Plans", J.J. Aziz, M. Ling, H.S. Rifai, C.J. Newell, and J.R. Gonzales, *Ground Water*, 41(3):355-367, 2003.

DISCLAIMER: *The GSI Mann-Kendall Toolkit is available "as is". Considerable care has been exercised in preparing this software product; however, no party, including without limitation GSI Environmental Inc., makes any representation or warranty regarding the accuracy, correctness, or completeness of the information contained herein, and no such party shall be liable for any direct, indirect, consequential, incidental or other damages resulting from the use of this product or the information contained herein. Information in this publication is subject to change without notice. GSI Environmental Inc., disclaims any responsibility or obligation to update the information contained herein.*

GSI Environmental Inc., www.gsi-net.com

GSI MANN-KENDALL TOOLKIT
for Constituent Trend Analysis

Evaluation Date:	29-Sep-22	Job ID:	072747
Facility Name:	Shore Health Hospital Remediation	Constituent:	TPH-DRO
Conducted By:	KK	Concentration Units:	mg/L

Sampling Point ID:	MW-52						
Sampling Event	**Sampling Date**	**TPH-DRO CONCENTRATION (mg/L)**					
1	28-Jul-16	1.5					
2	24-Aug-16	1.2					
3	28-Sep-16	0.19					
4	27-Oct-16	0.25					
5	17-Nov-16	0.15					
6	20-Dec-16	<0.1					
7	19-Jan-17	<0.1					
8	20-Apr-17	0.17					
9	19-Jul-17	0.16					
10	26-Oct-17	0.12					
11	25-Jan-18	0.12					
12	26-Apr-18	<0.1					
13	26-Jul-18	0.22					
14	18-Oct-18	<0.1					
15	24-Jan-19	<0.1					
16	25-Apr-19	0.31					
17	25-Jul-19	<0.1					
18	24-Oct-19	0.39					
19	16-Jan-20	<0.1					
20	16-Apr-20	<0.1					
21	16-Jul-20	<0.1					
22	21-Oct-20	<0.10					
23	11-Jan-21	<0.10					
24	28-Apr-21	<0.10					
25	28-Jul-21	<0.10					
26	14-Oct-21	<0.10					
27	21-Feb-22	<0.10					
28	9-May-22	<0.10					
29	8-Jun-22	<0.10					
30	13-Jul-22	<0.10					
31	24-Aug-22	<0.10					
32	15-Sep-22	<0.10					
33							
34							
35							
Coefficient of Variation:		1.14					
Mann-Kendall Statistic (S):		-13					
Confidence Factor:		79.0%					
Concentration Trend:		No Trend					

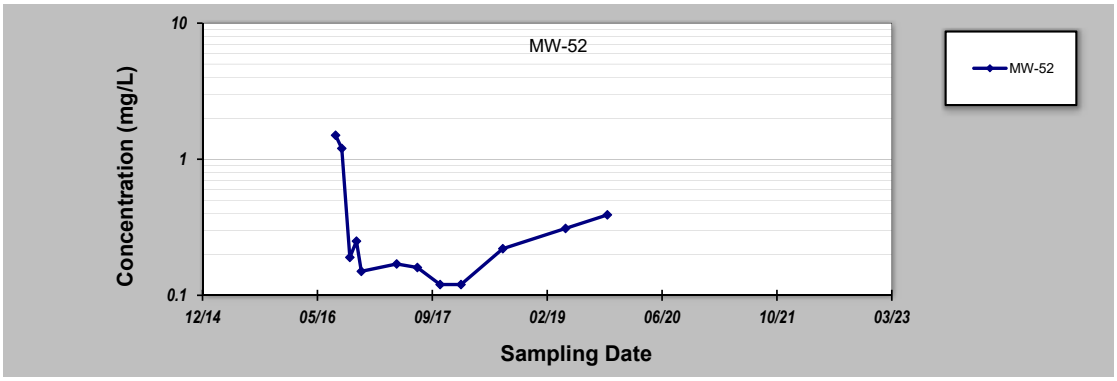

Notes:

1. At least four independent sampling events per well are required for calculating the trend. *Methodology is valid for 4 to 40 samples.*
2. Confidence in Trend = Confidence (in percent) that constituent concentration is increasing (S>0) or decreasing (S<0): >95% = Increasing or Decreasing; ≥ 90% = Probably Increasing or Probably Decreasing; < 90% and S>0 = No Trend; < 90%, S≤0, and COV ≥ 1 = No Trend; < 90% and COV < 1 = Stable.
3. Methodology based on "MAROS: A Decision Support System for Optimizing Monitoring Plans", J.J. Aziz, M. Ling, H.S. Rifai, C.J. Newell, and J.R. Gonzales, *Ground Water*, 41(3):355-367, 2003.

DISCLAIMER: *The GSI Mann-Kendall Toolkit is available "as is". Considerable care has been exercised in preparing this software product; however, no party, including without limitation GSI Environmental Inc., makes any representation or warranty regarding the accuracy, correctness, or completeness of the information contained herein, and no such party shall be liable for any direct, indirect, consequential, incidental or other damages resulting from the use of this product or the information contained herein. Information in this publication is subject to change without notice. GSI Environmental Inc., disclaims any responsibility or obligation to update the information contained herein.*

GSI Environmental Inc., www.gsi-net.com

GSI MANN-KENDALL TOOLKIT
for Constituent Trend Analysis

Evaluation Date:	29-Sep-22	Job ID:	072747
Facility Name:	Shore Health Hospital Remediation	Constituent:	TPH-DRO
Conducted By:	KK	Concentration Units:	mg/L

Sampling Point ID:	MW-53						
Sampling Event	**Sampling Date**	**TPH-DRO CONCENTRATION (mg/L)**					
1	28-Jul-16	4.1					
2	24-Aug-16	4.6					
3	28-Sep-16	1.4					
4	27-Oct-16	1.6					
5	17-Nov-16	0.92					
6	20-Dec-16	1.1					
7	19-Jan-17	0.77					
8	20-Apr-17	1					
9	19-Jul-17	1.4					
10	27-Oct-17	1.2					
11	25-Jan-18	2.4					
12	26-Apr-18	2.2					
13	26-Jul-18	2.2					
14	18-Oct-18	0.44					
15	25-Jan-19	0.2					
16	25-Apr-19	0.62					
17	25-Jul-19	0.34					
18	24-Oct-19	1.4					
19	16-Jan-20	1.9					
20	16-Apr-20	1.9					
21	16-Jul-20	1.5					
22	21-Oct-20	1.1					
23	11-Jan-21	1					
24	28-Apr-21	0.26					
25	28-Jul-21	0.11					
26	13-Oct-21	<0.10					
27	21-Feb-22	<0.10					
28	9-May-22	0.14					
29	24-Aug-22	<0.10					
30							
Coefficient of Variation:		0.80					
Mann-Kendall Statistic (S):		-114					
Confidence Factor:		99.5%					
Concentration Trend:		Decreasing					

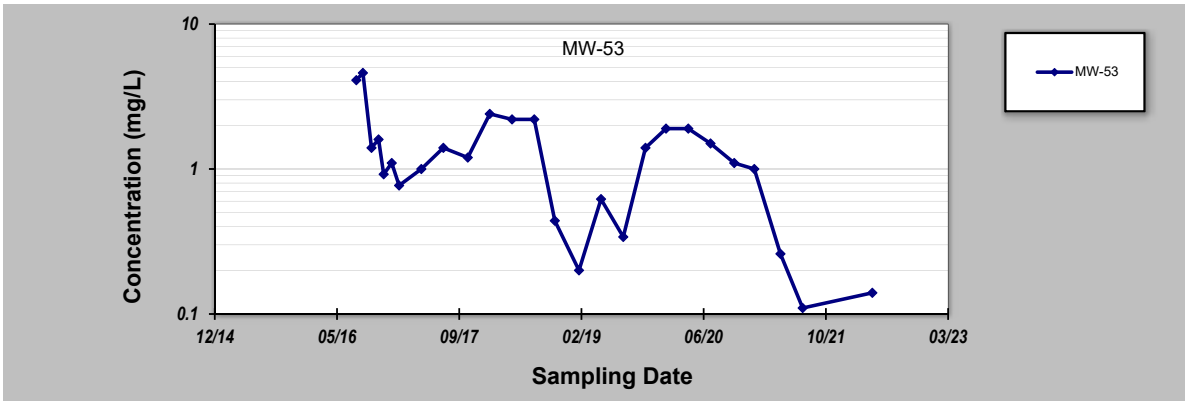

Notes:

1. At least four independent sampling events per well are required for calculating the trend. *Methodology is valid for 4 to 40 samples.*
2. Confidence in Trend = Confidence (in percent) that constituent concentration is increasing (S>0) or decreasing (S<0): >95% = Increasing or Decreasing; ≥ 90% = Probably Increasing or Probably Decreasing; < 90% and S>0 = No Trend; < 90%, S≤0, and COV ≥ 1 = No Trend; < 90% and COV < 1 = Stable.
3. Methodology based on "MAROS: A Decision Support System for Optimizing Monitoring Plans", J.J. Aziz, M. Ling, H.S. Rifai, C.J. Newell, and J.R. Gonzales, *Ground Water*, 41(3):355-367, 2003.

DISCLAIMER: *The GSI Mann-Kendall Toolkit is available "as is". Considerable care has been exercised in preparing this software product; however, no party, including without limitation GSI Environmental Inc., makes any representation or warranty regarding the accuracy, correctness, or completeness of the information contained herein, and no such party shall be liable for any direct, indirect, consequential, incidental or other damages resulting from the use of this product or the information contained herein. Information in this publication is subject to change without notice. GSI Environmental Inc., disclaims any responsibility or obligation to update the information contained herein.*

GSI Environmental Inc., www.gsi-net.com

GSI MANN-KENDALL TOOLKIT
for Constituent Trend Analysis

Evaluation Date:	29-Sep-22	Job ID:	072747
Facility Name:	Shore Health Hospital Remediation	Constituent:	TPH-DRO
Conducted By:	KK	Concentration Units:	mg/L

Sampling Point ID:	MW-54						
Sampling Event	**Sampling Date**	**TPH-DRO CONCENTRATION (mg/L)**					
1	28-Jul-16	6.1					
2	24-Aug-16	5.2					
3	28-Sep-16	6					
4	27-Oct-16	2					
5	17-Nov-16	1.5					
6	20-Dec-16	3.8					
7	19-Jan-17	2.2					
8	20-Apr-17	1.7					
9	19-Jul-17	8.9					
10	26-Oct-17	3.4					
11	25-Jan-18	5					
12	26-Apr-18	5.8					
13	26-Jul-18	2.4					
14	18-Oct-18	1.5					
15	25-Jan-19	0.27					
16	25-Apr-19	1.1					
17	25-Jul-19	0.47					
18	24-Oct-19	1.1					
19	16-Jan-20	1.5					
20	16-Apr-20	0.5					
21	16-Jul-20	2					
22	22-Oct-20	1.4					
23	11-Jan-21	1					
24	29-Apr-21	1.7					
25	29-Jul-21	3.2					
26	14-Oct-21	3.7					
27	21-Feb-22	3.6					
28	9-May-22	0.9					
29	9-Jun-22	0.29					
30	13-Jul-22	2.1					
31	25-Aug-22	2.7					
32	15-Sep-22	2.4					
33							
34							
35							
Coefficient of Variation:		0.76					
Mann-Kendall Statistic (S):		-125					
Confidence Factor:		97.8%					
Concentration Trend:		Decreasing					

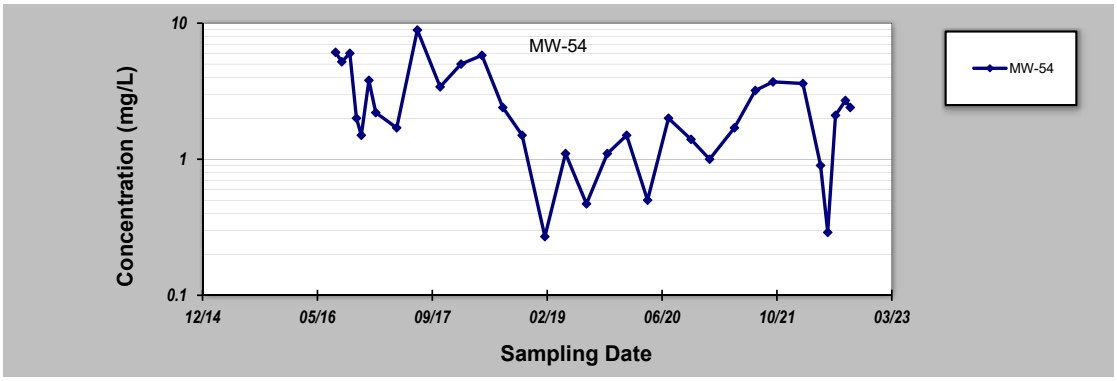

Notes:

1. At least four independent sampling events per well are required for calculating the trend. *Methodology is valid for 4 to 40 samples.*
2. Confidence in Trend = Confidence (in percent) that constituent concentration is increasing (S>0) or decreasing (S<0): >95% = Increasing or Decreasing; ≥ 90% = Probably Increasing or Probably Decreasing; < 90% and S>0 = No Trend; < 90%, S≤0, and COV ≥ 1 = No Trend; < 90% and COV < 1 = Stable.
3. Methodology based on "MAROS: A Decision Support System for Optimizing Monitoring Plans", J.J. Aziz, M. Ling, H.S. Rifai, C.J. Newell, and J.R. Gonzales, *Ground Water*, 41(3):355-367, 2003.

DISCLAIMER: *The GSI Mann-Kendall Toolkit is available "as is". Considerable care has been exercised in preparing this software product; however, no party, including without limitation GSI Environmental Inc., makes any representation or warranty regarding the accuracy, correctness, or completeness of the information contained herein, and no such party shall be liable for any direct, indirect, consequential, incidental or other damages resulting from the use of this product or the information contained herein. Information in this publication is subject to change without notice. GSI Environmental Inc., disclaims any responsibility or obligation to update the information contained herein.*

GSI Environmental Inc., www.gsi-net.com

GSI MANN-KENDALL TOOLKIT
for Constituent Trend Analysis

Evaluation Date:	29-Sep-22	Job ID:	072747
Facility Name:	Shore Health Hospital Remediation	Constituent:	TPH-DRO
Conducted By:	KK	Concentration Units:	mg/L

Sampling Point ID:	MW-55						
Sampling Event	**Sampling Date**	**TPH-DRO CONCENTRATION (mg/L)**					
1	28-Jul-16	0.46					
2	24-Aug-16	0.16					
3	28-Sep-16	0.31					
4	27-Oct-16	0.29					
5	17-Nov-16	0.11					
6	20-Dec-16	<0.1					
7	19-Jan-17	<0.1					
8	20-Apr-17	0.25					
9	19-Jul-17	0.38					
10	27-Oct-17	0.72					
11	25-Jan-18	0.33					
12	26-Apr-18	0.36					
13	26-Jul-18	0.13					
14	18-Oct-18	0.21					
15	24-Jan-19	0.21					
16	25-Apr-19	0.16					
17	25-Jul-19	<0.1					
18	24-Oct-19	0.35					
19	16-Jan-20	0.19					
20	16-Apr-20	<0.1					
21	16-Jul-20	0.18					
22	22-Oct-20	0.14					
23	11-Jan-21	0.16					
24	30-Apr-21	<0.10					
25	28-Jul-21	<0.10					
26	14-Oct-21	<0.10					
27	21-Feb-22	<0.10					
28	9-May-22	<0.10					
29	25-Aug-22	<0.10					
30							
Coefficient of Variation:		0.55					
Mann-Kendall Statistic (S):		-49					
Confidence Factor:		95.3%					
Concentration Trend:		Decreasing					

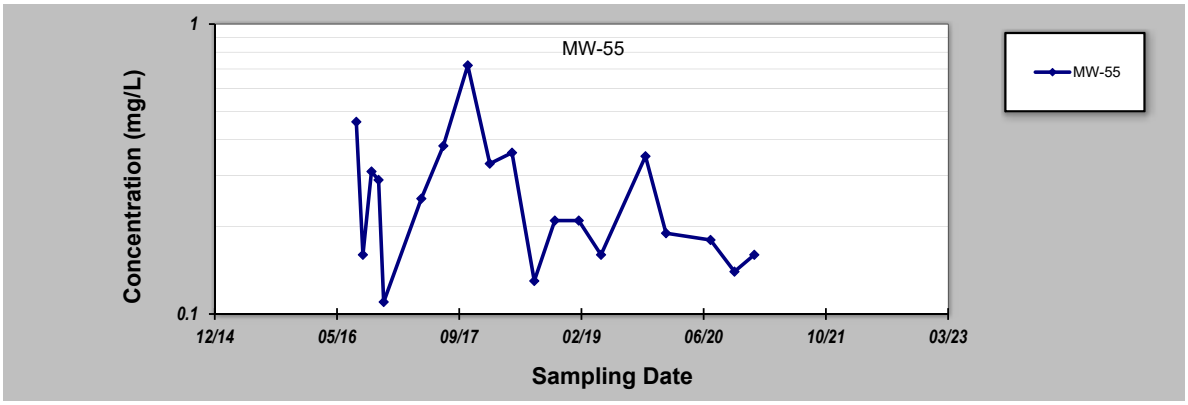

Notes:

1. At least four independent sampling events per well are required for calculating the trend. *Methodology is valid for 4 to 40 samples.*
2. Confidence in Trend = Confidence (in percent) that constituent concentration is increasing (S>0) or decreasing (S<0): >95% = Increasing or Decreasing; ≥ 90% = Probably Increasing or Probably Decreasing; < 90% and S>0 = No Trend; < 90%, S≤0, and COV ≥ 1 = No Trend; < 90% and COV < 1 = Stable.
3. Methodology based on "MAROS: A Decision Support System for Optimizing Monitoring Plans", J.J. Aziz, M. Ling, H.S. Rifai, C.J. Newell, and J.R. Gonzales, *Ground Water*, 41(3):355-367, 2003.

DISCLAIMER: *The GSI Mann-Kendall Toolkit is available "as is". Considerable care has been exercised in preparing this software product; however, no party, including without limitation GSI Environmental Inc., makes any representation or warranty regarding the accuracy, correctness, or completeness of the information contained herein, and no such party shall be liable for any direct, indirect, consequential, incidental or other damages resulting from the use of this product or the information contained herein. Information in this publication is subject to change without notice. GSI Environmental Inc., disclaims any responsibility or obligation to update the information contained herein.*

GSI Environmental Inc., www.gsi-net.com

GSI MANN-KENDALL TOOLKIT
for Constituent Trend Analysis

Evaluation Date:	29-Sep-22	Job ID:	072747
Facility Name:	Shore Health Hospital Remediation	Constituent:	TPH-DRO
Conducted By:	KK	Concentration Units:	mg/L

Sampling Point ID:	RW-2D						
Sampling Event	**Sampling Date**	**TPH-DRO CONCENTRATION (mg/L)**					
1	5-Sep-12	4.5					
2	5-Dec-12	68					
3	4-Mar-13	100					
4	4-Jun-13	23					
5	30-Jan-14	17					
6	28-Apr-14	<0.1					
7	25-Jul-14	0.33					
8	24-Oct-14	0.18					
9	23-Jan-15	0.12					
10	24-Apr-15	0.2					
11	30-Jul-15	<0.1					
12	21-Oct-15	0.2					
13	7-Jan-16	0.11					
14	21-Apr-16	<0.1					
15	28-Jul-16	0.14					
16	27-Oct-16	0.11					
17	19-Jan-17	<0.1					
18	20-Apr-17	<0.1					
19	19-Jul-17	0.19					
20	27-Oct-17	0.14					
21	25-Jan-18	0.17					
22	26-Apr-18	<0.1					
23	26-Jul-18	<0.1					
24	18-Oct-18	<0.1					
25	24-Jan-19	0.19					
26	25-Apr-19	<0.1					
27	25-Jul-19	0.17					
28	24-Oct-19	0.24					
29	16-Jan-20	<0.1					
30	16-Apr-20	0.11					
31	16-Jul-20	0.13					
32	22-Oct-20	<0.10					
33	11-Jan-21	<0.10					
34	29-Apr-21	<0.10					
35	29-Jul-21	0.13					
36	14-Oct-21	0.1					
37	21-Feb-22	<0.10					
38	9-May-22	<0.10					
39	25-Aug-22	0.6					
40							
Coefficient of Variation:		2.69					
Mann-Kendall Statistic (S):		-120					
Confidence Factor:		99.9%					
Concentration Trend:		Decreasing					

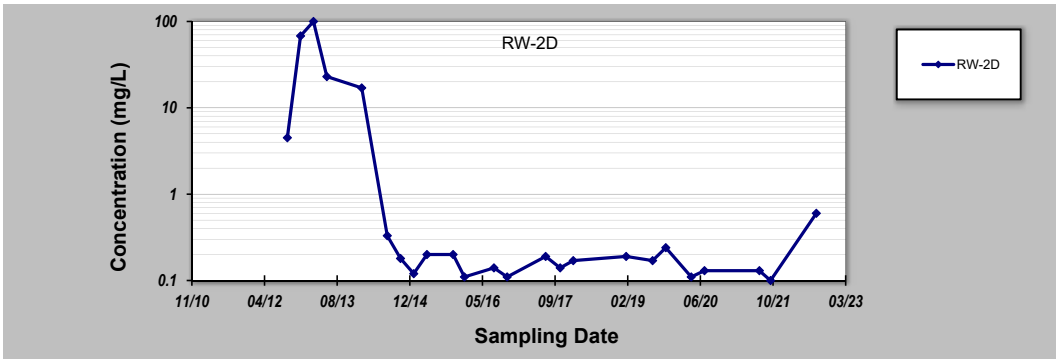

Notes:

1. At least four independent sampling events per well are required for calculating the trend. *Methodology is valid for 4 to 40 samples.*
2. Confidence in Trend = Confidence (in percent) that constituent concentration is increasing (S>0) or decreasing (S<0): >95% = Increasing or Decreasing; ≥ 90% = Probably Increasing or Probably Decreasing; < 90% and S>0 = No Trend; < 90%, S≤0, and COV ≥ 1 = No Trend; < 90% and COV < 1 = Stable.
3. Methodology based on "MAROS: A Decision Support System for Optimizing Monitoring Plans", J.J. Aziz, M. Ling, H.S. Rifai, C.J. Newell, and J.R. Gonzales, *Ground Water*, 41(3):355-367, 2003.

DISCLAIMER: *The GSI Mann-Kendall Toolkit is available "as is". Considerable care has been exercised in preparing this software product; however, no party, including without limitation GSI Environmental Inc., makes any representation or warranty regarding the accuracy, correctness, or completeness of the information contained herein, and no such party shall be liable for any direct, indirect, consequential, incidental or other damages resulting from the use of this product or the information contained herein. Information in this publication is subject to change without notice. GSI Environmental Inc., disclaims any responsibility or obligation to update the information contained herein.*

GSI Environmental Inc., www.gsi-net.com

GSI MANN-KENDALL TOOLKIT
for Constituent Trend Analysis

Evaluation Date:	29-Sep-22	Job ID:	072747
Facility Name:	Shore Health Hospital Remediation	Constituent:	TPH-DRO
Conducted By:	KK	Concentration Units:	mg/L

Sampling Point ID:	RW-3B						
Sampling Event	**Sampling Date**	**TPH-DRO CONCENTRATION (mg/L)**					
1	5-Sep-12	280					
2	5-Dec-12	3000					
3	4-Mar-13	1100					
4	30-Jan-14	0.12					
5	28-Apr-14	<0.1					
6	25-Jul-14	0.22					
7	24-Oct-14	<0.1					
8	23-Jan-15	0.18					
9	24-Apr-15	0.17					
10	30-Jul-15	0.15					
11	21-Oct-15	0.15					
12	7-Jan-16	0.14					
13	21-Apr-16	0.19					
14	28-Jul-16	0.23					
15	27-Oct-16	0.16					
16	19-Jan-17	<0.1					
17	20-Apr-17	0.1					
18	19-Jul-17	<0.1					
19	27-Oct-17	<0.1					
20	25-Jan-18	0.15					
21	26-Apr-18	<0.1					
22	26-Jul-18	<0.1					
23	18-Oct-18	0.13					
24	24-Jan-19	<0.1					
25	25-Apr-19	<0.1					
26	25-Jul-19	<0.1					
27	24-Oct-19	0.17					
28	16-Jan-20	<0.1					
29	16-Apr-20	<0.1					
30	16-Jul-20	<0.1					
31	22-Oct-20	<0.10					
32	11-Jan-21	<0.10					
33	29-Apr-21	<0.10					
34	29-Jul-21	<0.10					
35	14-Oct-21	<0.10					
36	21-Feb-22	<0.10					
37	9-May-22	<0.10					
38	25-Aug-22	<0.10					
39							
40							
Coefficient of Variation:		2.94					
Mann-Kendall Statistic (S):		-54					
Confidence Factor:		98.6%					
Concentration Trend:		Decreasing					

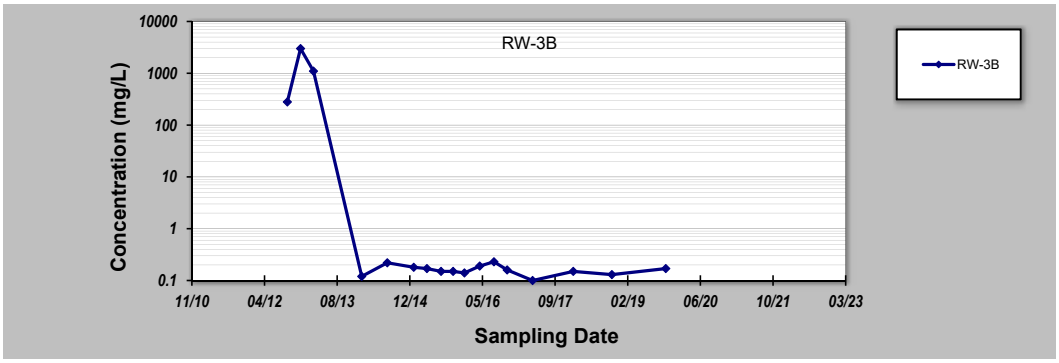

Notes:

1. At least four independent sampling events per well are required for calculating the trend. *Methodology is valid for 4 to 40 samples.*
2. Confidence in Trend = Confidence (in percent) that constituent concentration is increasing (S>0) or decreasing (S<0): >95% = Increasing or Decreasing; ≥ 90% = Probably Increasing or Probably Decreasing; < 90% and S>0 = No Trend; < 90%, S≤0, and COV ≥ 1 = No Trend; < 90% and COV < 1 = Stable.
3. Methodology based on "MAROS: A Decision Support System for Optimizing Monitoring Plans", J.J. Aziz, M. Ling, H.S. Rifai, C.J. Newell, and J.R. Gonzales, *Ground Water*, 41(3):355-367, 2003.

DISCLAIMER: *The GSI Mann-Kendall Toolkit is available "as is". Considerable care has been exercised in preparing this software product; however, no party, including without limitation GSI Environmental Inc., makes any representation or warranty regarding the accuracy, correctness, or completeness of the information contained herein, and no such party shall be liable for any direct, indirect, consequential, incidental or other damages resulting from the use of this product or the information contained herein. Information in this publication is subject to change without notice. GSI Environmental Inc., disclaims any responsibility or obligation to update the information contained herein.*

GSI Environmental Inc., www.gsi-net.com

GSI MANN-KENDALL TOOLKIT
for Constituent Trend Analysis

Evaluation Date:	29-Sep-22	Job ID:	072747
Facility Name:	Shore Health Hospital Remediation	Constituent:	TPH-DRO
Conducted By:	KK	Concentration Units:	mg/L

Sampling Point ID:	RW-4						
Sampling Event	**Sampling Date**	**TPH-DRO CONCENTRATION (mg/L)**					
1	5-Sep-12	4.7					
2	5-Dec-12	3.5					
3	4-Mar-13	1.7					
4	4-Jun-13	0.54					
5	30-Jan-14	0.14					
6	28-Apr-14	<0.1					
7	25-Jul-14	0.16					
8	24-Oct-14	<0.1					
9	23-Jan-15	0.16					
10	24-Apr-15	0.16					
11	30-Jul-15	<0.1					
12	21-Oct-15	<0.1					
13	7-Jan-16	0.14					
14	21-Apr-16	0.18					
15	28-Jul-16	0.38					
16	27-Oct-16	0.26					
17	19-Jan-17	0.21					
18	20-Apr-17	0.19					
19	19-Jul-17	0.21					
20	27-Oct-17	<0.1					
21	25-Jan-18	0.26					
22	26-Apr-18	<0.1					
23	26-Jul-18	0.12					
24	18-Oct-18	<0.1					
25	24-Jan-19	0.13					
26	25-Apr-19	0.12					
27	25-Jul-19	1.8					
28	24-Oct-19	0.19					
29	16-Jan-20	<0.1					
30	16-Apr-20	0.1					
31	16-Jul-20	<0.1					
32	22-Oct-20	<0.10					
33	11-Jan-21	<0.10					
34	29-Apr-21	0.23					
35	29-Jul-21	0.2					
36	14-Oct-21	0.17					
37	21-Feb-22	<0.10					
38	9-May-22	<0.10					
39	24-Aug-22	<0.10					
40							
Coefficient of Variation:		1.79					
Mann-Kendall Statistic (S):		-72					
Confidence Factor:		95.1%					
Concentration Trend:		Decreasing					

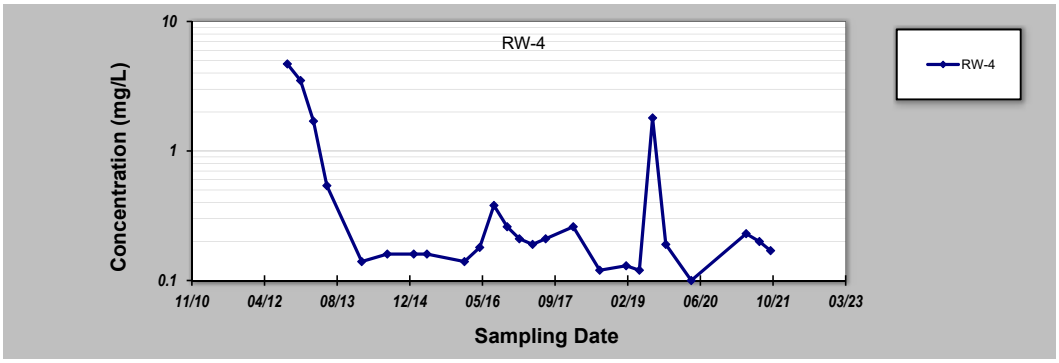

Notes:

1. At least four independent sampling events per well are required for calculating the trend. *Methodology is valid for 4 to 40 samples.*
2. Confidence in Trend = Confidence (in percent) that constituent concentration is increasing (S>0) or decreasing (S<0): >95% = Increasing or Decreasing; ≥ 90% = Probably Increasing or Probably Decreasing; < 90% and S>0 = No Trend; < 90%, S≤0, and COV ≥ 1 = No Trend; < 90% and COV < 1 = Stable.
3. Methodology based on "MAROS: A Decision Support System for Optimizing Monitoring Plans", J.J. Aziz, M. Ling, H.S. Rifai, C.J. Newell, and J.R. Gonzales, *Ground Water*, 41(3):355-367, 2003.

DISCLAIMER: *The GSI Mann-Kendall Toolkit is available "as is". Considerable care has been exercised in preparing this software product; however, no party, including without limitation GSI Environmental Inc., makes any representation or warranty regarding the accuracy, correctness, or completeness of the information contained herein, and no such party shall be liable for any direct, indirect, consequential, incidental or other damages resulting from the use of this product or the information contained herein. Information in this publication is subject to change without notice. GSI Environmental Inc., disclaims any responsibility or obligation to update the information contained herein.*

GSI Environmental Inc., www.gsi-net.com

GSI MANN-KENDALL TOOLKIT
for Constituent Trend Analysis

Evaluation Date:	29-Sep-22	Job ID:	072747
Facility Name:	Shore Health Hospital Remediation	Constituent:	TPH-DRO
Conducted By:	KK	Concentration Units:	mg/L

Sampling Point ID:	RW-5						
Sampling Event	**Sampling Date**	**TPH-DRO CONCENTRATION (mg/L)**					
1	5-Dec-12	52					
2	4-Mar-13	9.9					
3	4-Jun-13	40					
4	30-Jan-14	0.17					
5	28-Apr-14	<0.1					
6	25-Jul-14	0.3					
7	24-Oct-14	0.13					
8	23-Jan-15	0.12					
9	24-Apr-15	0.2					
10	30-Jul-15	0.18					
11	21-Oct-15	0.13					
12	7-Jan-16	0.11					
13	21-Apr-16	0.21					
14	28-Jul-16	0.24					
15	27-Oct-16	0.23					
16	19-Jan-17	<0.1					
17	20-Apr-17	0.21					
18	19-Jul-17	0.2					
19	27-Oct-17	0.13					
20	25-Jan-18	0.23					
21	26-Apr-18	<0.1					
22	26-Jul-18	0.1					
23	18-Oct-18	<0.1					
24	24-Jan-19	0.14					
25	25-Apr-19	0.17					
26	25-Jul-19	0.17					
27	24-Oct-19	<0.1					
28	16-Jan-20	<0.1					
29	16-Apr-20	0.14					
30	16-Jul-20	0.12					
31	23-Oct-20	0.18					
32	11-Jan-21	<0.1					
33	29-Apr-21	0.51					
34	29-Jul-21	0.34					
35	14-Oct-21	0.59					
36	21-Feb-22	0.28					
37	9-May-22	<0.10					
38	25-Aug-22	<0.10					
39							
40							
Coefficient of Variation:		3.23					
Mann-Kendall Statistic (S):		-20					
Confidence Factor:		63.8%					
Concentration Trend:		No Trend					

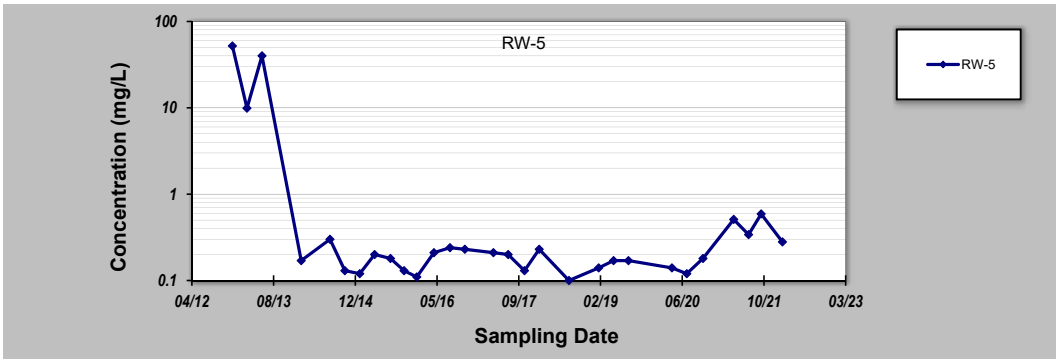

Notes:

1. At least four independent sampling events per well are required for calculating the trend. *Methodology is valid for 4 to 40 samples.*
2. Confidence in Trend = Confidence (in percent) that constituent concentration is increasing (S>0) or decreasing (S<0): >95% = Increasing or Decreasing; ≥ 90% = Probably Increasing or Probably Decreasing; < 90% and S>0 = No Trend; < 90%, S≤0, and COV ≥ 1 = No Trend; < 90% and COV < 1 = Stable.
3. Methodology based on "MAROS: A Decision Support System for Optimizing Monitoring Plans", J.J. Aziz, M. Ling, H.S. Rifai, C.J. Newell, and J.R. Gonzales, *Ground Water*, 41(3):355-367, 2003.

DISCLAIMER: *The GSI Mann-Kendall Toolkit is available "as is". Considerable care has been exercised in preparing this software product; however, no party, including without limitation GSI Environmental Inc., makes any representation or warranty regarding the accuracy, correctness, or completeness of the information contained herein, and no such party shall be liable for any direct, indirect, consequential, incidental or other damages resulting from the use of this product or the information contained herein. Information in this publication is subject to change without notice. GSI Environmental Inc., disclaims any responsibility or obligation to update the information contained herein.*

GSI Environmental Inc., www.gsi-net.com

GSI MANN-KENDALL TOOLKIT
for Constituent Trend Analysis

Evaluation Date:	29-Sep-22	Job ID:	072747
Facility Name:	Shore Health Hospital Remediation	Constituent:	TPH-DRO
Conducted By:	KK	Concentration Units:	mg/L

Sampling Point ID:	RW-6						
Sampling Event	**Sampling Date**	**TPH-DRO CONCENTRATION (mg/L)**					
1	5-Jun-12	16					
2	5-Sep-12	22					
3	5-Dec-12	1.4					
4	4-Mar-13	0.53					
5	4-Jun-13	0.65					
6	28-Apr-14	<0.1					
7	25-Jul-14	0.19					
8	24-Oct-14	<0.1					
9	23-Jan-15	0.12					
10	24-Apr-15	<0.1					
11	30-Jul-15	0.12					
12	21-Oct-15	<0.1					
13	7-Jan-16	0.12					
14	21-Apr-16	<0.1					
15	28-Jul-16	0.14					
16	27-Oct-16	0.2					
17	19-Jan-17	<0.1					
18	20-Apr-17	0.12					
19	19-Jul-17	<0.1					
20	27-Oct-17	<0.1					
21	25-Jan-18	0.23					
22	26-Apr-18	<0.1					
23	26-Jul-18	<0.1					
24	18-Oct-18	<0.1					
25	24-Jan-19	0.12					
26	25-Apr-19	<0.1					
27	25-Jul-19	<0.1					
28	24-Oct-19	<0.1					
29	16-Jan-20	<0.1					
30	16-Apr-20	<0.1					
31	16-Jul-20	<0.1					
32	22-Oct-20	<0.10					
33	11-Jan-21	<0.10					
34	29-Apr-21	<0.10					
35	29-Jul-21	<0.10					
36	14-Oct-21	<0.10					
37	21-Feb-22	<0.10					
38	9-May-22	<0.10					
39	23-Aug-22	<0.10					
40							
Coefficient of Variation:		2.30					
Mann-Kendall Statistic (S):		-47					
Confidence Factor:		99.5%					
Concentration Trend:		Decreasing					

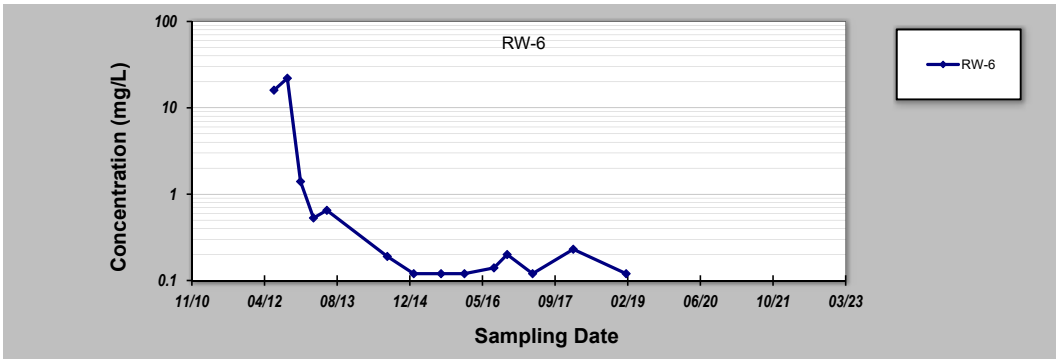

Notes:

1. At least four independent sampling events per well are required for calculating the trend. *Methodology is valid for 4 to 40 samples.*
2. Confidence in Trend = Confidence (in percent) that constituent concentration is increasing (S>0) or decreasing (S<0): >95% = Increasing or Decreasing; ≥ 90% = Probably Increasing or Probably Decreasing; < 90% and S>0 = No Trend; < 90%, S≤0, and COV ≥ 1 = No Trend; < 90% and COV < 1 = Stable.
3. Methodology based on "MAROS: A Decision Support System for Optimizing Monitoring Plans", J.J. Aziz, M. Ling, H.S. Rifai, C.J. Newell, and J.R. Gonzales, *Ground Water*, 41(3):355-367, 2003.

DISCLAIMER: *The GSI Mann-Kendall Toolkit is available "as is". Considerable care has been exercised in preparing this software product; however, no party, including without limitation GSI Environmental Inc., makes any representation or warranty regarding the accuracy, correctness, or completeness of the information contained herein, and no such party shall be liable for any direct, indirect, consequential, incidental or other damages resulting from the use of this product or the information contained herein. Information in this publication is subject to change without notice. GSI Environmental Inc., disclaims any responsibility or obligation to update the information contained herein.*

GSI Environmental Inc., www.gsi-net.com

GSI MANN-KENDALL TOOLKIT
for Constituent Trend Analysis

Evaluation Date:	29-Sep-22	Job ID:	072747
Facility Name:	Shore Health Hospital Remediation	Constituent:	Naphthalene
Conducted By:	KK	Concentration Units:	ug/L

Sampling Point ID:	MW-3						
Sampling Event	**Sampling Date**	**NAPHTHALENE CONCENTRATION (ug/L)**					
1	4-Dec-12	2.8					
2	4-Mar-13	2.5					
3	4-Jun-13	<1					
4	30-Jan-14	2.3					
5	28-Apr-14	1.4					
6	23-Jul-14	<1					
7	24-Oct-14	<1					
8	23-Jan-15	<1					
9	24-Apr-15	<1					
10	30-Jul-15	<1					
11	21-Sep-15	NS					
12	5-Oct-15	NS					
13	19-Oct-15	<5					
14	7-Jan-16	<1					
15	23-Feb-16	NS					
16	22-Apr-16	<1					
17	28-Jul-16	<1					
18	27-Oct-16	<1					
19	19-Jan-17	<1					
20	20-Apr-17	<1					
21	19-Jul-17	<1					
22	27-Oct-17	<1					
23	25-Jan-18	<1					
24	26-Apr-18	<1					
25	26-Jul-18	<1					
26	18-Oct-18	<1					
27	25-Apr-19	<1					
28	25-Jul-19	<1					
29	24-Oct-19	<1					
30	16-Jan-20	<1					
31	16-Apr-20	<1					
32	16-Jul-20	<1					
33	21-Oct-20	<1.0					
34	13-Jan-21	<1.0					
35	28-Apr-21	<1.0					
36	28-Jul-21	<1.0					
37	14-Oct-21	<1.0					
38	21-Feb-22	<1.0					
39	9-May-22	<1.0					
40	23-Aug-22	<1.0					
Coefficient of Variation:		0.27					
Mann-Kendall Statistic (S):		-6					
Confidence Factor:		95.8%					
Concentration Trend:		Decreasing					

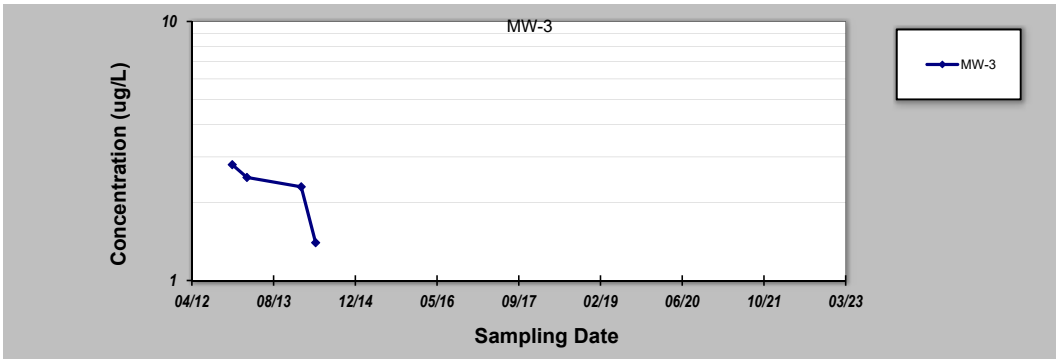

Notes:

1. At least four independent sampling events per well are required for calculating the trend. *Methodology is valid for 4 to 40 samples.*
2. Confidence in Trend = Confidence (in percent) that constituent concentration is increasing (S>0) or decreasing (S<0): >95% = Increasing or Decreasing; ≥ 90% = Probably Increasing or Probably Decreasing; < 90% and S>0 = No Trend; < 90%, S≤0, and COV ≥ 1 = No Trend; < 90% and COV < 1 = Stable.
3. Methodology based on "MAROS: A Decision Support System for Optimizing Monitoring Plans", J.J. Aziz, M. Ling, H.S. Rifai, C.J. Newell, and J.R. Gonzales, *Ground Water*, 41(3):355-367, 2003.

DISCLAIMER: *The GSI Mann-Kendall Toolkit is available "as is". Considerable care has been exercised in preparing this software product; however, no party, including without limitation GSI Environmental Inc., makes any representation or warranty regarding the accuracy, correctness, or completeness of the information contained herein, and no such party shall be liable for any direct, indirect, consequential, incidental or other damages resulting from the use of this product or the information contained herein. Information in this publication is subject to change without notice. GSI Environmental Inc., disclaims any responsibility or obligation to update the information contained herein.*

GSI Environmental Inc., www.gsi-net.com

GSI MANN-KENDALL TOOLKIT
for Constituent Trend Analysis

Evaluation Date:	29-Sep-22	Job ID:	072747
Facility Name:	Shore Health Hospital Remediation	Constituent:	Naphthalene
Conducted By:	KK	Concentration Units:	ug/L

Sampling Point ID:	MW-9						
Sampling Event	**Sampling Date**	**NAPHTHALENE CONCENTRATION (ug/L)**					
1	30-Jan-14	1.5					
2	28-Apr-14	3.2					
3	24-Jul-14	4.5					
4	24-Oct-14	1.5					
5	22-Jan-15	2.4					
6	24-Apr-15	3.2					
7	30-Jul-15	5.1					
8	21-Oct-15	2.8					
9	5-Jan-16	5.6					
10	23-Feb-16	NS					
11	22-Apr-16	1.9					
12	25-May-16	NS					
13	28-Jul-16	1.5					
14	27-Oct-16	4.1					
15	18-Jan-17	5					
16	20-Apr-17	6.2					
17	19-Jul-17	2.8					
18	26-Oct-17	3.3					
19	25-Jan-18	2.4					
20	26-Apr-18	<1					
21	26-Jul-18	<1					
22	18-Oct-18	3.5					
23	24-Jan-19	1.2					
24	25-Apr-19	1.8					
25	25-Jul-19	2.4					
26	24-Oct-19	3.8					
27	16-Jan-20	NS					
28	16-Apr-20	4.9					
29	16-Jul-20	3.3					
30	22-Oct-20	<1.0					
31	14-Jan-21	<1.0					
32	29-Apr-21	<1.0					
33	29-Jul-21	<1.0					
34	13-Oct-21	<1.0					
35	21-Feb-22	<1.0					
36	9-May-22	1.1					
37	8-Jun-22	1.6					
38	13-Jul-22	<1.0					
39	24-Aug-22	<1.0					
40	15-Sep-22	<1.0					
Coefficient of Variation:		0.47					
Mann-Kendall Statistic (S):		-20					
Confidence Factor:		66.1%					
Concentration Trend:		Stable					

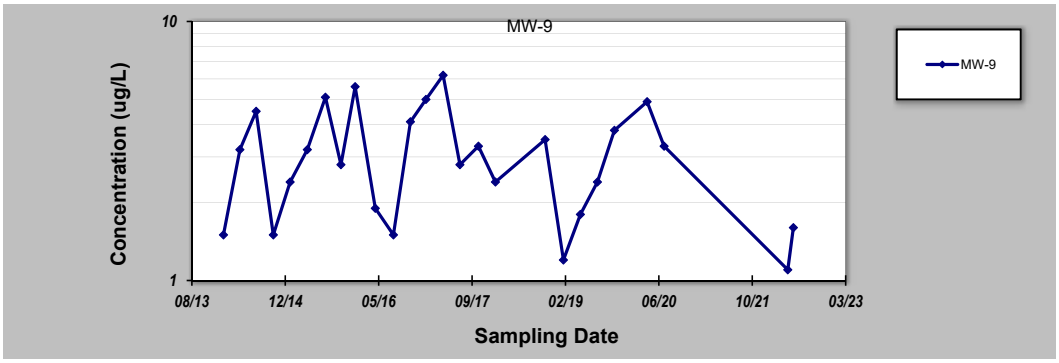

Notes:

1. At least four independent sampling events per well are required for calculating the trend. *Methodology is valid for 4 to 40 samples.*
2. Confidence in Trend = Confidence (in percent) that constituent concentration is increasing (S>0) or decreasing (S<0): >95% = Increasing or Decreasing; ≥ 90% = Probably Increasing or Probably Decreasing; < 90% and S>0 = No Trend; < 90%, S≤0, and COV ≥ 1 = No Trend; < 90% and COV < 1 = Stable.
3. Methodology based on "MAROS: A Decision Support System for Optimizing Monitoring Plans", J.J. Aziz, M. Ling, H.S. Rifai, C.J. Newell, and J.R. Gonzales, *Ground Water*, 41(3):355-367, 2003.

DISCLAIMER: *The GSI Mann-Kendall Toolkit is available "as is". Considerable care has been exercised in preparing this software product; however, no party, including without limitation GSI Environmental Inc., makes any representation or warranty regarding the accuracy, correctness, or completeness of the information contained herein, and no such party shall be liable for any direct, indirect, consequential, incidental or other damages resulting from the use of this product or the information contained herein. Information in this publication is subject to change without notice. GSI Environmental Inc., disclaims any responsibility or obligation to update the information contained herein.*

GSI Environmental Inc., www.gsi-net.com

GSI MANN-KENDALL TOOLKIT
for Constituent Trend Analysis

Evaluation Date:	29-Sep-22	Job ID:	072747
Facility Name:	Shore Health Hospital Remediation	Constituent:	Naphthalene
Conducted By:	KK	Concentration Units:	ug/L

Sampling Point ID:	MW-10R						
Sampling Event	**Sampling Date**	**NAPHTHALENE CONCENTRATION (ug/L)**						
1	15-Aug-14	1.2						
2	19-Sep-14	2.3						
3	24-Oct-14	<1						
4	20-Nov-14	<1						
5	23-Jan-15	1.9						
6	24-Apr-15	<1						
7	30-Jul-15	1.7						
8	21-Oct-15	<1						
9	7-Jan-16	<1						
10	23-Feb-16	NS						
11	22-Apr-16	<1						
12	25-May-16	NS						
13	28-Jul-16	<1						
14	27-Oct-16	<1						
15	19-Jan-17	<1						
16	20-Apr-17	<1						
17	19-Jul-17	<1						
18	27-Oct-17	<1						
19	25-Jan-18	<1						
20	26-Apr-18	<1						
21	26-Jul-18	<1						
22	18-Oct-18	1.5						
23	24-Jan-19	<1						
24	25-Apr-19	<1						
25	25-Jul-19	<1						
26	24-Oct-19	<1						
27	16-Jan-20	<1						
28	16-Apr-20	<1						
29	16-Jul-20	<1						
30	21-Oct-20	<1.0						
31	13-Jan-21	<1.0						
32	28-Apr-21	<1.0						
33	28-Jul-21	<1.0						
34	13-Oct-21	<1.0						
35	21-Feb-22	<1						
36	9-May-22	<1.0						
37	8-Jun-22	<1.0						
38	13-Jul-22	<1.0						
39	24-Aug-22	<1.0						
40	15-Sep-22	<1.0						
Coefficient of Variation:		0.24						
Mann-Kendall Statistic (S):		-2						
Confidence Factor:		59.2%						
Concentration Trend:		Stable						

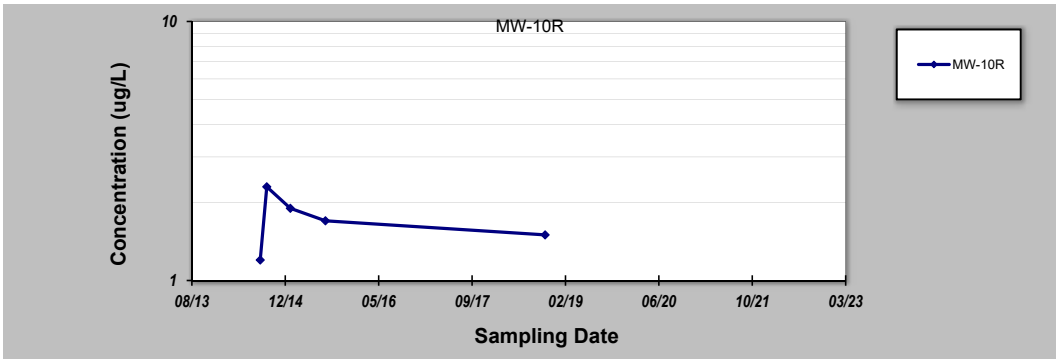

Notes:

1. At least four independent sampling events per well are required for calculating the trend. *Methodology is valid for 4 to 40 samples.*
2. Confidence in Trend = Confidence (in percent) that constituent concentration is increasing (S>0) or decreasing (S<0): >95% = Increasing or Decreasing; ≥ 90% = Probably Increasing or Probably Decreasing; < 90% and S>0 = No Trend; < 90%, S≤0, and COV ≥ 1 = No Trend; < 90% and COV < 1 = Stable.
3. Methodology based on "MAROS: A Decision Support System for Optimizing Monitoring Plans", J.J. Aziz, M. Ling, H.S. Rifai, C.J. Newell, and J.R. Gonzales, *Ground Water*, 41(3):355-367, 2003.

DISCLAIMER: *The GSI Mann-Kendall Toolkit is available "as is". Considerable care has been exercised in preparing this software product; however, no party, including without limitation GSI Environmental Inc., makes any representation or warranty regarding the accuracy, correctness, or completeness of the information contained herein, and no such party shall be liable for any direct, indirect, consequential, incidental or other damages resulting from the use of this product or the information contained herein. Information in this publication is subject to change without notice. GSI Environmental Inc., disclaims any responsibility or obligation to update the information contained herein.*

GSI Environmental Inc., www.gsi-net.com

GSI MANN-KENDALL TOOLKIT
for Constituent Trend Analysis

Evaluation Date:	29-Sep-22	Job ID:	072747
Facility Name:	Shore Health Hospital Remediation	Constituent:	Naphthalene
Conducted By:	KK	Concentration Units:	ug/L

Sampling Point ID:	MW-14						
Sampling Event	**Sampling Date**	**NAPHTHALENE CONCENTRATION (ug/L)**					
1	19-Sep-14	140					
2	24-Oct-14	24					
3	19-Nov-14	13					
4	23-Jan-15	12					
5	23-Apr-15	59					
6	30-Jul-15	54					
7	21-Sep-15	NS					
8	5-Oct-15	NS					
9	19-Oct-15	170					
10	5-Jan-16	170					
11	23-Feb-16	NS					
12	22-Apr-16	10					
13	28-Jul-16	120					
14	27-Oct-16	180					
15	18-Jan-17	180					
16	20-Apr-17	200					
17	19-Jul-17	240					
18	26-Oct-17	220					
19	25-Jan-18	200					
20	26-Apr-18	160					
21	26-Jul-18	160					
22	18-Oct-18	140					
23	24-Jan-19	160					
24	25-Apr-19	140					
25	25-Jul-19	160					
26	24-Oct-19	100					
27	16-Jan-20	78					
28	16-Apr-20	4.9					
29	16-Jul-20	80					
30	23-Oct-20	130					
31	11-Jan-21	77					
32	30-Apr-21	94					
33	29-Jul-21	14					
34	14-Oct-21	21					
35	21-Feb-22	11					
36	9-May-22	<1.0					
37	9-Jun-22	<1.0					
38	13-Jul-22	<1.0					
39	25-Aug-22	<1.0					
40	15-Sep-22	<1.0					
Coefficient of Variation:		0.65					
Mann-Kendall Statistic (S):		-80					
Confidence Factor:		89.9%					
Concentration Trend:		Stable					

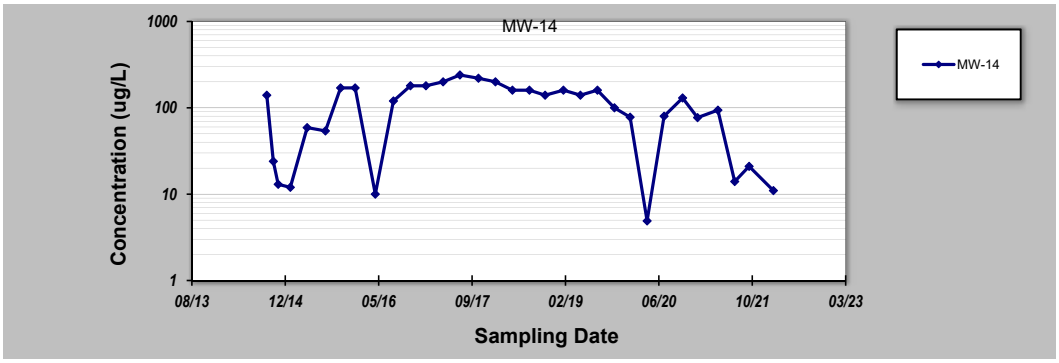

Notes:

1. At least four independent sampling events per well are required for calculating the trend. *Methodology is valid for 4 to 40 samples.*
2. Confidence in Trend = Confidence (in percent) that constituent concentration is increasing (S>0) or decreasing (S<0): >95% = Increasing or Decreasing; ≥ 90% = Probably Increasing or Probably Decreasing; < 90% and S>0 = No Trend; < 90%, S≤0, and COV ≥ 1 = No Trend; < 90% and COV < 1 = Stable.
3. Methodology based on "MAROS: A Decision Support System for Optimizing Monitoring Plans", J.J. Aziz, M. Ling, H.S. Rifai, C.J. Newell, and J.R. Gonzales, *Ground Water*, 41(3):355-367, 2003.

DISCLAIMER: *The GSI Mann-Kendall Toolkit is available "as is". Considerable care has been exercised in preparing this software product; however, no party, including without limitation GSI Environmental Inc., makes any representation or warranty regarding the accuracy, correctness, or completeness of the information contained herein, and no such party shall be liable for any direct, indirect, consequential, incidental or other damages resulting from the use of this product or the information contained herein. Information in this publication is subject to change without notice. GSI Environmental Inc., disclaims any responsibility or obligation to update the information contained herein.*

GSI Environmental Inc., www.gsi-net.com

GSI MANN-KENDALL TOOLKIT
for Constituent Trend Analysis

Evaluation Date:	29-Sep-22	Job ID:	072747
Facility Name:	Shore Health Hospital Remediation	Constituent:	Naphthalene
Conducted By:	KK	Concentration Units:	ug/L

Sampling Point ID:	MW-22						
Sampling Event	**Sampling Date**	**NAPHTHALENE CONCENTRATION (ug/L)**					
1	4-Mar-13	1.3					
2	4-Jun-13	<1					
3	30-Jan-14	1.3					
4	28-Apr-14	<1					
5	25-Jul-14	1.1					
6	15-Aug-14	2					
7	19-Sep-14	2					
8	24-Oct-14	2.4					
9	21-Nov-14	2.8					
10	23-Jan-15	3.1					
11	24-Apr-15	2.1					
12	30-Jul-15	2.3					
13	21-Oct-15	1.5					
14	7-Jan-16	<1					
15	21-Apr-16	1.3					
16	28-Jul-16	1.8					
17	27-Oct-16	1.4					
18	19-Jan-17	1.1					
19	20-Apr-17	1.5					
20	19-Jul-17	<1					
21	27-Oct-17	<1					
22	25-Jan-18	1					
23	26-Apr-18	<1					
24	26-Jul-18	1.3					
25	18-Oct-18	<1					
26	24-Jan-19	<1					
27	25-Apr-19	1.8					
28	25-Jul-19	3.2					
29	24-Oct-19	1.6					
30	16-Jan-20	1					
31	16-Apr-20	2.2					
32	16-Jul-20	2.3					
33	22-Oct-20	2.6					
34	11-Jan-21	1.7					
35	29-Apr-21	1.3					
36	29-Jul-21	2					
37	14-Oct-21	1.4					
38	21-Feb-22	1.6					
39	9-May-22	<1.0					
40	24-Aug-22	<1.0					
Coefficient of Variation:		0.34					
Mann-Kendall Statistic (S):		-3					
Confidence Factor:		51.4%					
Concentration Trend:		Stable					

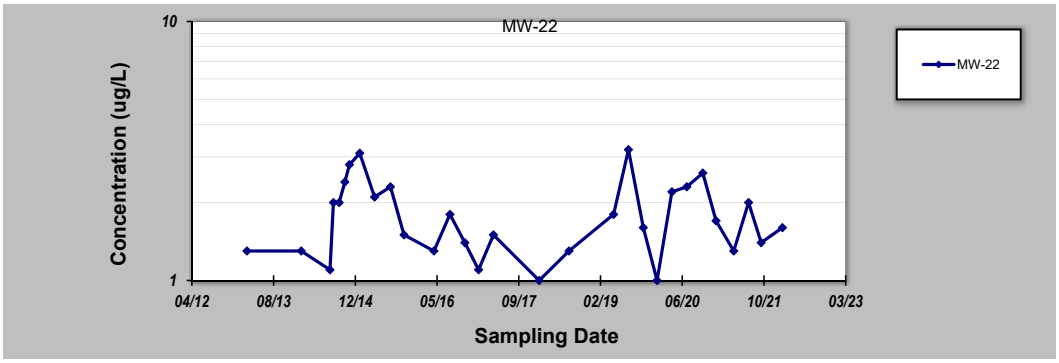

Notes:

1. At least four independent sampling events per well are required for calculating the trend. *Methodology is valid for 4 to 40 samples.*
2. Confidence in Trend = Confidence (in percent) that constituent concentration is increasing (S>0) or decreasing (S<0): >95% = Increasing or Decreasing; ≥ 90% = Probably Increasing or Probably Decreasing; < 90% and S>0 = No Trend; < 90%, S≤0, and COV ≥ 1 = No Trend; < 90% and COV < 1 = Stable.
3. Methodology based on "MAROS: A Decision Support System for Optimizing Monitoring Plans", J.J. Aziz, M. Ling, H.S. Rifai, C.J. Newell, and J.R. Gonzales, *Ground Water*, 41(3):355-367, 2003.

DISCLAIMER: *The GSI Mann-Kendall Toolkit is available "as is". Considerable care has been exercised in preparing this software product; however, no party, including without limitation GSI Environmental Inc., makes any representation or warranty regarding the accuracy, correctness, or completeness of the information contained herein, and no such party shall be liable for any direct, indirect, consequential, incidental or other damages resulting from the use of this product or the information contained herein. Information in this publication is subject to change without notice. GSI Environmental Inc., disclaims any responsibility or obligation to update the information contained herein.*

GSI Environmental Inc., www.gsi-net.com

GSI MANN-KENDALL TOOLKIT
for Constituent Trend Analysis

Evaluation Date:	29-Sep-22	Job ID:	072747
Facility Name:	Shore Health Hospital Remediation	Constituent:	Naphthalene
Conducted By:	KK	Concentration Units:	ug/L

Sampling Point ID:	MW-37						
Sampling Event	**Sampling Date**	**NAPHTHALENE CONCENTRATION (ug/L)**					
1	28-Apr-14	5.8					
2	24-Jul-14	5.3					
3	24-Oct-14	<1					
4	23-Jan-15	4.4					
5	24-Apr-15	1.4					
6	30-Jul-15	1.4					
7	21-Sep-15	NS					
8	5-Oct-15	NS					
9	19-Oct-15	<5					
10	7-Jan-16	<1					
11	23-Feb-16	NS					
12	22-Apr-16	<1					
13	28-Jul-16	1.7					
14	27-Oct-16	<1					
15	19-Jan-17	10					
16	20-Apr-17	11					
17	19-Jul-17	1.3					
18	26-Oct-17	12					
19	25-Jan-18	5.2					
20	26-Apr-18	1.8					
21	26-Jul-18	1.6					
22	18-Oct-18	11					
23	24-Jan-19	1.7					
24	25-Apr-19	1.3					
25	25-Jul-19	2.1					
26	24-Oct-19	16					
27	16-Jan-20	9.4					
28	16-Apr-20	3.4					
29	16-Jul-20	6.1					
30	21-Oct-20	<1.0					
31	11-Jan-21	<1.0					
32	28-Apr-21	<1.0					
33	28-Jul-21	<1.0					
34	13-Oct-21	<1.0					
35	21-Feb-22	<1.0					
36	9-May-22	<1.0					
37	8-Jun-22	<1.0					
38	13-Jul-22	<1.0					
39	23-Aug-22	1.2					
40	15-Sep-22	<1.0					
Coefficient of Variation:		0.84					
Mann-Kendall Statistic (S):		-3					
Confidence Factor:		52.2%					
Concentration Trend:		Stable					

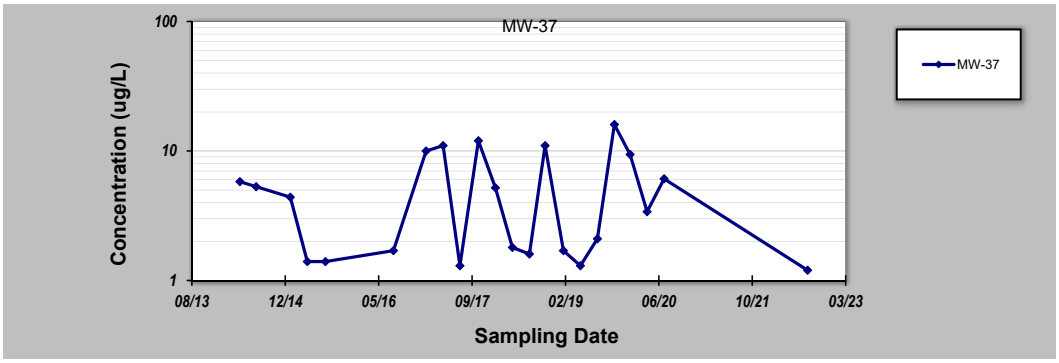

Notes:

1. At least four independent sampling events per well are required for calculating the trend. *Methodology is valid for 4 to 40 samples.*
2. Confidence in Trend = Confidence (in percent) that constituent concentration is increasing (S>0) or decreasing (S<0): >95% = Increasing or Decreasing; ≥ 90% = Probably Increasing or Probably Decreasing; < 90% and S>0 = No Trend; < 90%, S≤0, and COV ≥ 1 = No Trend; < 90% and COV < 1 = Stable.
3. Methodology based on "MAROS: A Decision Support System for Optimizing Monitoring Plans", J.J. Aziz, M. Ling, H.S. Rifai, C.J. Newell, and J.R. Gonzales, *Ground Water*, 41(3):355-367, 2003.

DISCLAIMER: *The GSI Mann-Kendall Toolkit is available "as is". Considerable care has been exercised in preparing this software product; however, no party, including without limitation GSI Environmental Inc., makes any representation or warranty regarding the accuracy, correctness, or completeness of the information contained herein, and no such party shall be liable for any direct, indirect, consequential, incidental or other damages resulting from the use of this product or the information contained herein. Information in this publication is subject to change without notice. GSI Environmental Inc., disclaims any responsibility or obligation to update the information contained herein.*

GSI Environmental Inc., www.gsi-net.com

GSI MANN-KENDALL TOOLKIT
for Constituent Trend Analysis

Evaluation Date:	29-Sep-22	Job ID:	072747
Facility Name:	Shore Health Hospital Remediation	Constituent:	Naphthalene
Conducted By:	KK	Concentration Units:	ug/L

Sampling Point ID: MW-40

Sampling Event	Sampling Date	NAPHTHALENE CONCENTRATION (ug/L)						
1	4-Jun-13	3.3						
2	30-Jan-14	<1						
3	28-Apr-14	<1						
4	29-Jul-14	<1						
5	15-Aug-14	<100						
6	19-Sep-14	1.7						
7	24-Oct-14	2.5						
8	19-Nov-14	<1						
9	23-Jan-15	<1						
10	23-Apr-15	<1						
11	30-Jul-15	<1						
12	21-Oct-15	<1						
13	7-Jan-16	<1						
14	23-Feb-16	NS						
15	22-Apr-16	<1						
16	28-Jul-16	2.5						
17	27-Oct-16	<1						
18	19-Jan-17	<1						
19	20-Apr-17	<1						
20	19-Jul-17	3.1						
21	27-Oct-17	5.8						
22	25-Jan-18	<1						
23	26-Apr-18	<1						
24	26-Jul-18	<1						
25	18-Oct-18	<1						
26	24-Jan-19	<1						
27	25-Apr-19	<1						
28	25-Jul-19	<1						
29	24-Oct-19	<1						
30	16-Jan-20	4.1						
31	16-Apr-20	<1						
32	16-Jul-20	1.4						
33	21-Oct-20	<1.0						
34	11-Jan-21	<1.0						
35	28-Apr-21	<1.0						
36	28-Jul-21	<1.0						
37	14-Oct-21	<1.0						
38	21-Feb-22	<1.0						
39	9-May-22	<1.0						
40	24-Aug-22	<1.0						
Coefficient of Variation:		0.46						
Mann-Kendall Statistic (S):		3						
Confidence Factor:		59.4%						
Concentration Trend:		No Trend						

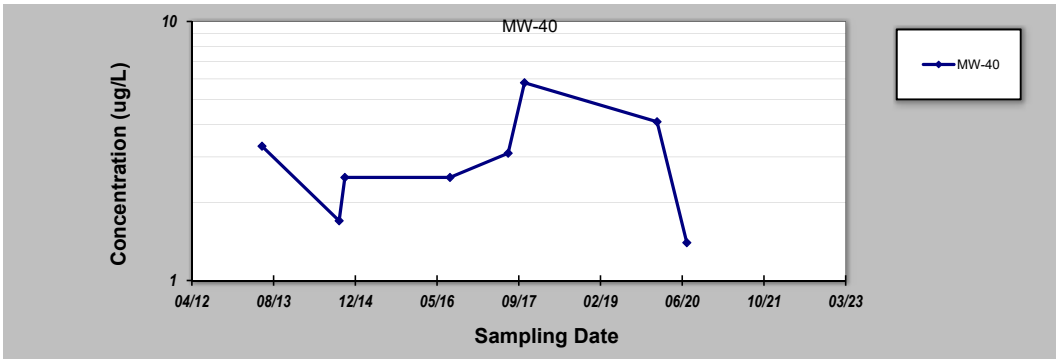

Notes:

1. At least four independent sampling events per well are required for calculating the trend. *Methodology is valid for 4 to 40 samples.*
2. Confidence in Trend = Confidence (in percent) that constituent concentration is increasing (S>0) or decreasing (S<0): >95% = Increasing or Decreasing; ≥ 90% = Probably Increasing or Probably Decreasing; < 90% and S>0 = No Trend; < 90%, S≤0, and COV ≥ 1 = No Trend; < 90% and COV < 1 = Stable.
3. Methodology based on "MAROS: A Decision Support System for Optimizing Monitoring Plans", J.J. Aziz, M. Ling, H.S. Rifai, C.J. Newell, and J.R. Gonzales, *Ground Water*, 41(3):355-367, 2003.

DISCLAIMER: *The GSI Mann-Kendall Toolkit is available "as is". Considerable care has been exercised in preparing this software product; however, no party, including without limitation GSI Environmental Inc., makes any representation or warranty regarding the accuracy, correctness, or completeness of the information contained herein, and no such party shall be liable for any direct, indirect, consequential, incidental or other damages resulting from the use of this product or the information contained herein. Information in this publication is subject to change without notice. GSI Environmental Inc., disclaims any responsibility or obligation to update the information contained herein.*

GSI Environmental Inc., www.gsi-net.com

GSI MANN-KENDALL TOOLKIT
for Constituent Trend Analysis

Evaluation Date:	29-Sep-22	Job ID:	072747
Facility Name:	Shore Health Hospital Remediation	Constituent:	Naphthalene
Conducted By:	KK	Concentration Units:	ug/L

Sampling Point ID:	MW-41						
Sampling Event	**Sampling Date**	**NAPHTHALENE CONCENTRATION (ug/L)**					
1	29-Jul-14	5.7					
2	15-Aug-14	<100					
3	19-Sep-14	11					
4	24-Oct-14	<1					
5	19-Nov-14	4					
6	23-Jan-15	1.8					
7	23-Apr-15	<1					
8	30-Jul-15	2.9					
9	21-Oct-15	<1					
10	5-Jan-16	5.4					
11	23-Feb-16	NS					
12	22-Apr-16	13					
13	25-May-16	NS					
14	28-Jul-16	110					
15	28-Sep-16	NS					
16	27-Oct-16	67					
17	18-Jan-17	41					
18	20-Apr-17	50					
19	19-Jul-17	45					
20	26-Oct-17	66					
21	27-Oct-17	98					
22	25-Jan-18	170					
23	26-Apr-18	89					
24	26-Jul-18	31					
25	18-Oct-18	39					
26	25-Jan-19	40					
27	25-Apr-19	3.4					
28	25-Jul-19	<1					
29	24-Oct-19	32					
30	16-Jan-20	11					
31	16-Apr-20	11					
32	16-Jul-20	17					
33	23-Oct-20	19					
34	11-Jan-21	24					
35	30-Apr-21	2					
36	29-Jul-21	<1.0					
37	14-Oct-21	<1.0					
38	21-Feb-22	<1.0					
39	9-May-22	<1.0					
40	25-Aug-22	<1.0					
Coefficient of Variation:		1.09					
Mann-Kendall Statistic (S):		6					
Confidence Factor:		54.1%					
Concentration Trend:		No Trend					

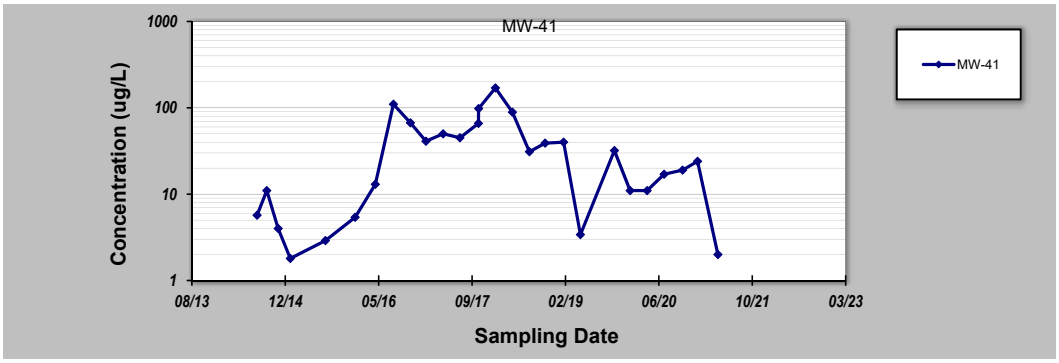

Notes:

1. At least four independent sampling events per well are required for calculating the trend. *Methodology is valid for 4 to 40 samples.*
2. Confidence in Trend = Confidence (in percent) that constituent concentration is increasing (S>0) or decreasing (S<0): >95% = Increasing or Decreasing; ≥ 90% = Probably Increasing or Probably Decreasing; < 90% and S>0 = No Trend; < 90%, S≤0, and COV ≥ 1 = No Trend; < 90% and COV < 1 = Stable.
3. Methodology based on "MAROS: A Decision Support System for Optimizing Monitoring Plans", J.J. Aziz, M. Ling, H.S. Rifai, C.J. Newell, and J.R. Gonzales, *Ground Water*, 41(3):355-367, 2003.

DISCLAIMER: *The GSI Mann-Kendall Toolkit is available "as is". Considerable care has been exercised in preparing this software product; however, no party, including without limitation GSI Environmental Inc., makes any representation or warranty regarding the accuracy, correctness, or completeness of the information contained herein, and no such party shall be liable for any direct, indirect, consequential, incidental or other damages resulting from the use of this product or the information contained herein. Information in this publication is subject to change without notice. GSI Environmental Inc., disclaims any responsibility or obligation to update the information contained herein.*

GSI Environmental Inc., www.gsi-net.com

GSI MANN-KENDALL TOOLKIT
for Constituent Trend Analysis

Evaluation Date:	29-Sep-22	Job ID:	072747
Facility Name:	Shore Health Hospital Remediation	Constituent:	Naphthalene
Conducted By:	KK	Concentration Units:	ug/L

Sampling Point ID:	MW-42						
Sampling Event	**Sampling Date**	**NAPHTHALENE CONCENTRATION (ug/L)**					
1	30-Jan-14	1.3					
2	28-Apr-14	4.1					
3	29-Jul-14	2.3					
4	15-Aug-14	2.7					
5	19-Sep-14	<1					
6	24-Oct-14	<1					
7	20-Nov-14	1.1					
8	22-Jan-15	<1					
9	24-Apr-15	<1					
10	30-Jul-15	1.1					
11	21-Oct-15	<1					
12	5-Jan-16	1.3					
13	23-Feb-16	NS					
14	22-Apr-16	<1					
15	25-May-16	NS					
16	28-Jul-16	<1					
17	27-Oct-16	<1					
18	18-Jan-17	2.2					
19	20-Apr-17	2.3					
20	19-Jul-17	2.1					
21	27-Oct-17	1.4					
22	25-Jan-18	<1					
23	26-Apr-18	<1					
24	26-Jul-18	<1					
25	18-Oct-18	<1					
26	25-Jan-19	<1					
27	25-Apr-19	<1					
28	25-Jul-19	<1					
29	24-Oct-19	<1					
30	16-Jan-20	<1					
31	16-Apr-20	<1					
32	16-Jul-20	<1					
33	22-Oct-20	<1.0					
34	11-Jan-21	<1.0					
35	29-Apr-21	<1.0					
36	29-Jul-21	<1.0					
37	13-Oct-21	<1.0					
38	21-Feb-22	<1.0					
39	9-May-22	<1.0					
40	24-Aug-22	<1.0					
Coefficient of Variation:		0.45					
Mann-Kendall Statistic (S):		-6					
Confidence Factor:		64.8%					
Concentration Trend:		Stable					

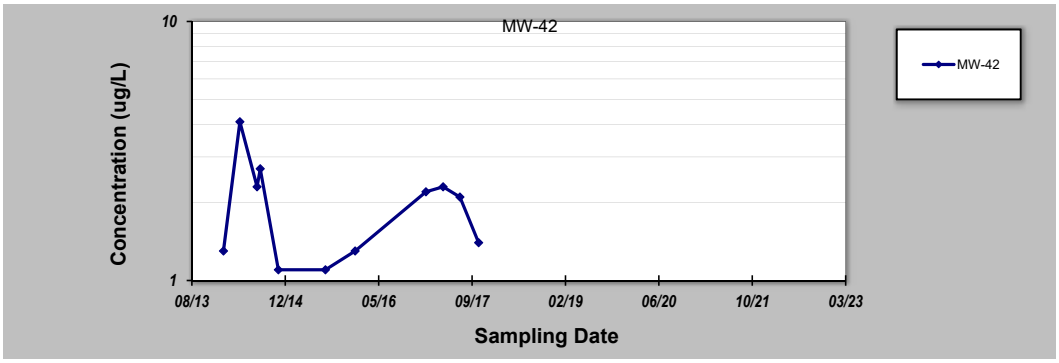

Notes:

1. At least four independent sampling events per well are required for calculating the trend. *Methodology is valid for 4 to 40 samples.*
2. Confidence in Trend = Confidence (in percent) that constituent concentration is increasing (S>0) or decreasing (S<0): >95% = Increasing or Decreasing; ≥ 90% = Probably Increasing or Probably Decreasing; < 90% and S>0 = No Trend; < 90%, S≤0, and COV ≥ 1 = No Trend; < 90% and COV < 1 = Stable.
3. Methodology based on "MAROS: A Decision Support System for Optimizing Monitoring Plans", J.J. Aziz, M. Ling, H.S. Rifai, C.J. Newell, and J.R. Gonzales, *Ground Water*, 41(3):355-367, 2003.

DISCLAIMER: *The GSI Mann-Kendall Toolkit is available "as is". Considerable care has been exercised in preparing this software product; however, no party, including without limitation GSI Environmental Inc., makes any representation or warranty regarding the accuracy, correctness, or completeness of the information contained herein, and no such party shall be liable for any direct, indirect, consequential, incidental or other damages resulting from the use of this product or the information contained herein. Information in this publication is subject to change without notice. GSI Environmental Inc., disclaims any responsibility or obligation to update the information contained herein.*

GSI Environmental Inc., www.gsi-net.com

GSI MANN-KENDALL TOOLKIT
for Constituent Trend Analysis

Evaluation Date:	29-Sep-22	Job ID:	072747
Facility Name:	Shore Health Hospital Remediation	Constituent:	Naphthalene
Conducted By:	KK	Concentration Units:	ug/L

Sampling Point ID:	MW-46						
Sampling Event	**Sampling Date**	**NAPHTHALENE CONCENTRATION (ug/L)**					
1	29-Jul-14	9					
2	15-Aug-14	16					
3	19-Sep-14	21					
4	19-Nov-14	34					
5	23-Jan-15	17					
6	24-Apr-15	24					
7	30-Jul-15	31					
8	7-Jan-16	13					
9	23-Feb-16	NS					
10	22-Apr-16	3.7					
11	22-Jun-16	NS					
12	27-Jul-16	18					
13	24-Aug-16	NS					
14	27-Oct-16	30					
15	18-Jan-17	28					
16	20-Apr-17	30					
17	19-Jul-17	25					
18	27-Oct-17	17					
19	25-Jan-18	24					
20	26-Apr-18	10					
21	26-Jul-18	5.5					
22	18-Oct-18	18					
23	24-Jan-19	16					
24	24-Apr-19	27					
25	25-Jul-19	19					
26	24-Oct-19	19					
27	16-Jan-20	18					
28	16-Apr-20	16					
29	16-Jul-20	8.9					
30	22-Oct-20	43					
31	11-Jan-21	48					
32	29-Apr-21	40					
33	29-Jul-21	34					
34	14-Oct-21	25					
35	21-Feb-22	36					
36	9-May-22	24					
37	9-Jun-22	15					
38	13-Jul-22	11					
39	24-Aug-22	14					
40	15-Sep-22	10					
Coefficient of Variation:		0.49					
Mann-Kendall Statistic (S):		3					
Confidence Factor:		51.1%					
Concentration Trend:		No Trend					

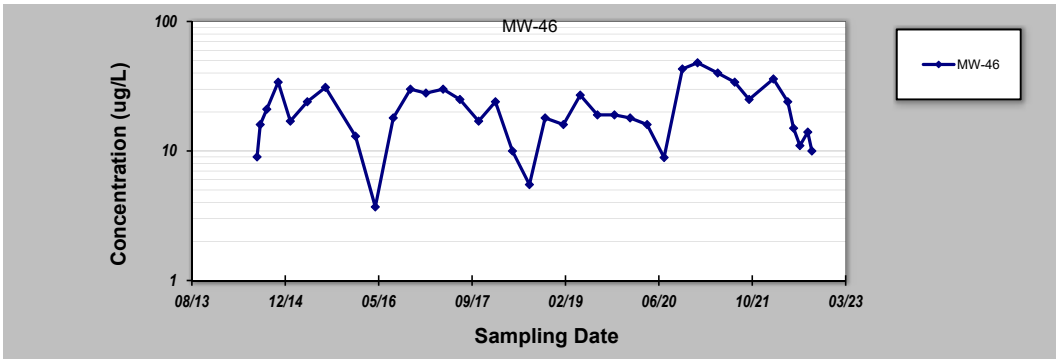

Notes:

1. At least four independent sampling events per well are required for calculating the trend. *Methodology is valid for 4 to 40 samples.*
2. Confidence in Trend = Confidence (in percent) that constituent concentration is increasing (S>0) or decreasing (S<0): >95% = Increasing or Decreasing; ≥ 90% = Probably Increasing or Probably Decreasing; < 90% and S>0 = No Trend; < 90%, S≤0, and COV ≥ 1 = No Trend; < 90% and COV < 1 = Stable.
3. Methodology based on "MAROS: A Decision Support System for Optimizing Monitoring Plans", J.J. Aziz, M. Ling, H.S. Rifai, C.J. Newell, and J.R. Gonzales, *Ground Water*, 41(3):355-367, 2003.

DISCLAIMER: *The GSI Mann-Kendall Toolkit is available "as is". Considerable care has been exercised in preparing this software product; however, no party, including without limitation GSI Environmental Inc., makes any representation or warranty regarding the accuracy, correctness, or completeness of the information contained herein, and no such party shall be liable for any direct, indirect, consequential, incidental or other damages resulting from the use of this product or the information contained herein. Information in this publication is subject to change without notice. GSI Environmental Inc., disclaims any responsibility or obligation to update the information contained herein.*

GSI Environmental Inc., www.gsi-net.com

GSI MANN-KENDALL TOOLKIT
for Constituent Trend Analysis

Evaluation Date:	29-Sep-22	Job ID:	072747
Facility Name:	Shore Health Hospital Remediation	Constituent:	Naphthalene
Conducted By:	KK	Concentration Units:	ug/L

Sampling Point ID:	MW-47						
Sampling Event	**Sampling Date**	**NAPHTHALENE CONCENTRATION (ug/L)**					
1	19-Sep-14	76					
2	19-Nov-14	160					
3	23-Jan-15	130					
4	24-Apr-15	29					
5	30-Jul-15	86					
6	21-Sep-15	NS					
7	5-Oct-15	NS					
8	19-Oct-15	53					
9	5-Jan-16	8.8					
10	23-Feb-16	NS					
11	22-Apr-16	6.9					
12	25-May-16	NS					
13	28-Jul-16	30					
14	27-Oct-16	30					
15	18-Jan-17	71					
16	20-Apr-17	56					
17	19-Jul-17	70					
18	26-Oct-17	89					
19	25-Jan-18	52					
20	26-Apr-18	35					
21	26-Jul-18	61					
22	18-Oct-18	81					
23	25-Jan-19	58					
24	25-Apr-19	45					
25	25-Jul-19	33					
26	24-Oct-19	47					
27	16-Jan-20	32					
28	16-Apr-20	21					
29	16-Jul-20	43					
30	23-Oct-20	73					
31	11-Jan-21	34					
32	30-Apr-21	19					
33	29-Jul-21	13					
34	14-Oct-21	6.2					
35	21-Feb-22	14					
36	9-May-22	<1.0					
37	9-Jun-22	<1.0					
38	13-Jul-22	<1.0					
39	25-Aug-22	<1.0					
40	15-Sep-22	<1.0					
Coefficient of Variation:		0.70					
Mann-Kendall Statistic (S):		-160					
Confidence Factor:		99.7%					
Concentration Trend:		Decreasing					

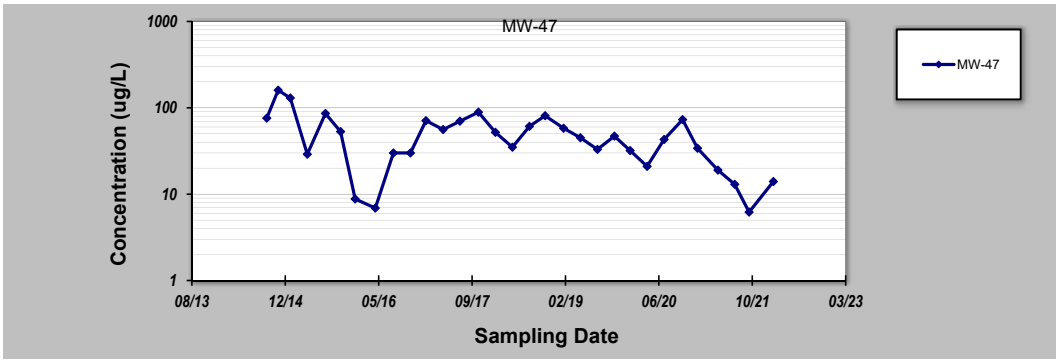

Notes:

1. At least four independent sampling events per well are required for calculating the trend. *Methodology is valid for 4 to 40 samples.*
2. Confidence in Trend = Confidence (in percent) that constituent concentration is increasing (S>0) or decreasing (S<0): >95% = Increasing or Decreasing; ≥ 90% = Probably Increasing or Probably Decreasing; < 90% and S>0 = No Trend; < 90%, S≤0, and COV ≥ 1 = No Trend; < 90% and COV < 1 = Stable.
3. Methodology based on "MAROS: A Decision Support System for Optimizing Monitoring Plans", J.J. Aziz, M. Ling, H.S. Rifai, C.J. Newell, and J.R. Gonzales, *Ground Water*, 41(3):355-367, 2003.

DISCLAIMER: *The GSI Mann-Kendall Toolkit is available "as is". Considerable care has been exercised in preparing this software product; however, no party, including without limitation GSI Environmental Inc., makes any representation or warranty regarding the accuracy, correctness, or completeness of the information contained herein, and no such party shall be liable for any direct, indirect, consequential, incidental or other damages resulting from the use of this product or the information contained herein. Information in this publication is subject to change without notice. GSI Environmental Inc., disclaims any responsibility or obligation to update the information contained herein.*

GSI Environmental Inc., www.gsi-net.com

GSI MANN-KENDALL TOOLKIT
for Constituent Trend Analysis

Evaluation Date:	29-Sep-22	Job ID:	072747
Facility Name:	Shore Health Hospital Remediation	Constituent:	Naphthalene
Conducted By:	KK	Concentration Units:	ug/L

Sampling Point ID:	MW-52						
Sampling Event	**Sampling Date**	**NAPHTHALENE CONCENTRATION (ug/L)**					
1	28-Jul-16	4.7					
2	24-Aug-16	NS					
3	28-Sep-16	NS					
4	27-Oct-16	3.3					
5	17-Nov-16	NS					
6	20-Dec-16	NS					
7	19-Jan-17	1					
8	20-Apr-17	1.9					
9	19-Jul-17	<1					
10	26-Oct-17	<1					
11	25-Jan-18	<1					
12	26-Apr-18	2.4					
13	26-Jul-18	<1					
14	18-Oct-18	<1					
15	24-Jan-19	<1					
16	25-Apr-19	<1					
17	25-Jul-19	<1					
18	24-Oct-19	<1					
19	16-Jan-20	<1					
20	16-Apr-20	<1					
21	16-Jul-20	<1					
22	21-Oct-20	<1.0					
23	11-Jan-21	<1.0					
24	28-Apr-21	<1.0					
25	28-Jul-21	<1.0					
26	14-Oct-21	<1.0					
27	21-Feb-22	<1.0					
28	9-May-22	<1.0					
29	8-Jun-22	<1.0					
30	13-Jul-22	<1.0					
31	24-Aug-22	<1.0					
32	15-Sep-22	<1.0					
33							
34							
35							
Coefficient of Variation:		0.53					
Mann-Kendall Statistic (S):		-4					
Confidence Factor:		75.8%					
Concentration Trend:		Stable					

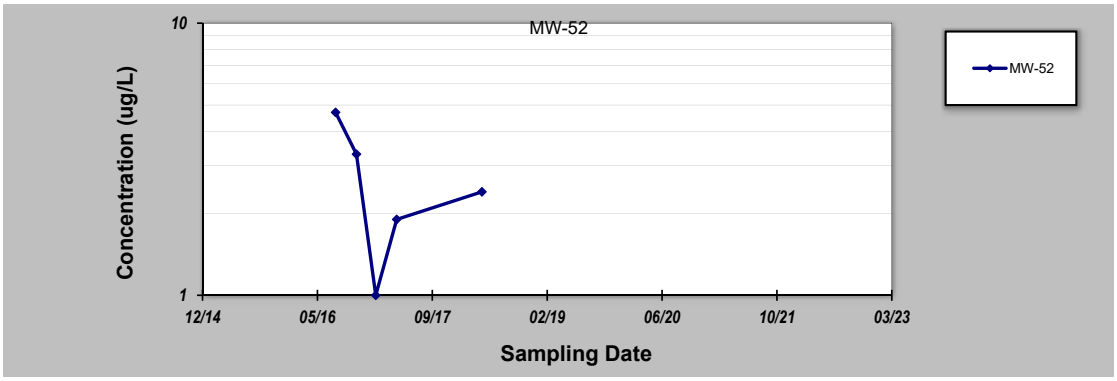

Notes:

1. At least four independent sampling events per well are required for calculating the trend. *Methodology is valid for 4 to 40 samples.*
2. Confidence in Trend = Confidence (in percent) that constituent concentration is increasing (S>0) or decreasing (S<0): >95% = Increasing or Decreasing; ≥ 90% = Probably Increasing or Probably Decreasing; < 90% and S>0 = No Trend; < 90%, S≤0, and COV ≥ 1 = No Trend; < 90% and COV < 1 = Stable.
3. Methodology based on "MAROS: A Decision Support System for Optimizing Monitoring Plans", J.J. Aziz, M. Ling, H.S. Rifai, C.J. Newell, and J.R. Gonzales, *Ground Water*, 41(3):355-367, 2003.

DISCLAIMER: *The GSI Mann-Kendall Toolkit is available "as is". Considerable care has been exercised in preparing this software product; however, no party, including without limitation GSI Environmental Inc., makes any representation or warranty regarding the accuracy, correctness, or completeness of the information contained herein, and no such party shall be liable for any direct, indirect, consequential, incidental or other damages resulting from the use of this product or the information contained herein. Information in this publication is subject to change without notice. GSI Environmental Inc., disclaims any responsibility or obligation to update the information contained herein.*

GSI Environmental Inc., www.gsi-net.com

GSI MANN-KENDALL TOOLKIT
for Constituent Trend Analysis

Evaluation Date:	29-Sep-22	Job ID:	072747
Facility Name:	Shore Health Hospital Remediation	Constituent:	Naphthalene
Conducted By:	KK	Concentration Units:	ug/L

Sampling Point ID:	MW-53						
Sampling Event	**Sampling Date**	**NAPHTHALENE CONCENTRATION (ug/L)**					
1	28-Jul-16	21					
2	24-Aug-16	NS					
3	28-Sep-16	NS					
4	27-Oct-16	87					
5	17-Nov-16	NS					
6	20-Dec-16	NS					
7	19-Jan-17	8.8					
8	20-Apr-17	<1					
9	19-Jul-17	51					
10	27-Oct-17	29					
11	25-Jan-18	16					
12	26-Apr-18	38					
13	26-Jul-18	42					
14	18-Oct-18	35					
15	25-Jan-19	18					
16	25-Apr-19	7.6					
17	25-Jul-19	1.1					
18	24-Oct-19	18					
19	16-Jan-20	47					
20	16-Apr-20	57					
21	16-Jul-20	64					
22	21-Oct-20	55					
23	11-Jan-21	48					
24	28-Apr-21	6.1					
25	28-Jul-21	1.9					
26	13-Oct-21	<1.0					
27	21-Feb-22	<1.0					
28	9-May-22	<1.0					
29	24-Aug-22	<1.0					
30							
Coefficient of Variation:		0.73					
Mann-Kendall Statistic (S):		-9					
Confidence Factor:		60.1%					
Concentration Trend:		Stable					

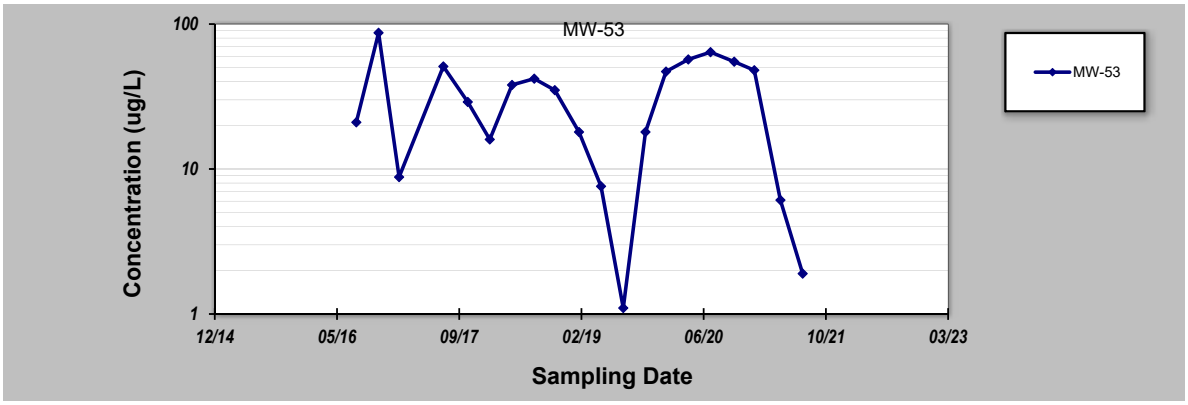

Notes:

1. At least four independent sampling events per well are required for calculating the trend. *Methodology is valid for 4 to 40 samples.*
2. Confidence in Trend = Confidence (in percent) that constituent concentration is increasing (S>0) or decreasing (S<0): >95% = Increasing or Decreasing; ≥ 90% = Probably Increasing or Probably Decreasing; < 90% and S>0 = No Trend; < 90%, S≤0, and COV ≥ 1 = No Trend; < 90% and COV < 1 = Stable.
3. Methodology based on "MAROS: A Decision Support System for Optimizing Monitoring Plans", J.J. Aziz, M. Ling, H.S. Rifai, C.J. Newell, and J.R. Gonzales, *Ground Water*, 41(3):355-367, 2003.

DISCLAIMER: *The GSI Mann-Kendall Toolkit is available "as is". Considerable care has been exercised in preparing this software product; however, no party, including without limitation GSI Environmental Inc., makes any representation or warranty regarding the accuracy, correctness, or completeness of the information contained herein, and no such party shall be liable for any direct, indirect, consequential, incidental or other damages resulting from the use of this product or the information contained herein. Information in this publication is subject to change without notice. GSI Environmental Inc., disclaims any responsibility or obligation to update the information contained herein.*

GSI Environmental Inc., www.gsi-net.com

GSI MANN-KENDALL TOOLKIT
for Constituent Trend Analysis

Evaluation Date:	29-Sep-22	Job ID:	072747
Facility Name:	Shore Health Hospital Remediation	Constituent:	Naphthalene
Conducted By:	KK	Concentration Units:	ug/L

Sampling Point ID:	MW-54						
Sampling Event	**Sampling Date**	**NAPHTHALENE CONCENTRATION (ug/L)**					
1	28-Jul-16	42					
2	24-Aug-16	NS					
3	28-Sep-16	NS					
4	27-Oct-16	15					
5	17-Nov-16	NS					
6	20-Dec-16	NS					
7	19-Jan-17	16					
8	20-Apr-17	9.4					
9	19-Jul-17	9.4					
10	26-Oct-17	15					
11	25-Jan-18	20					
12	26-Apr-18	9.4					
13	26-Jul-18	14					
14	18-Oct-18	23					
15	25-Jan-19	9.1					
16	25-Apr-19	12					
17	25-Jul-19	1.4					
18	24-Oct-19	14					
19	16-Jan-20	9.9					
20	16-Apr-20	<1					
21	16-Jul-20	17					
22	22-Oct-20	7.8					
23	11-Jan-21	8					
24	29-Apr-21	7.8					
25	29-Jul-21	5.6					
26	14-Oct-21	3.1					
27	21-Feb-22	3.6					
28	9-May-22	<1.0					
29	9-Jun-22	<1.0					
30	13-Jul-22	<1.0					
31	25-Aug-22	5					
32	15-Sep-22	5.3					
33							
34							
35							
Coefficient of Variation:		0.71					
Mann-Kendall Statistic (S):		-148					
Confidence Factor:		>99.9%					
Concentration Trend:		Decreasing					

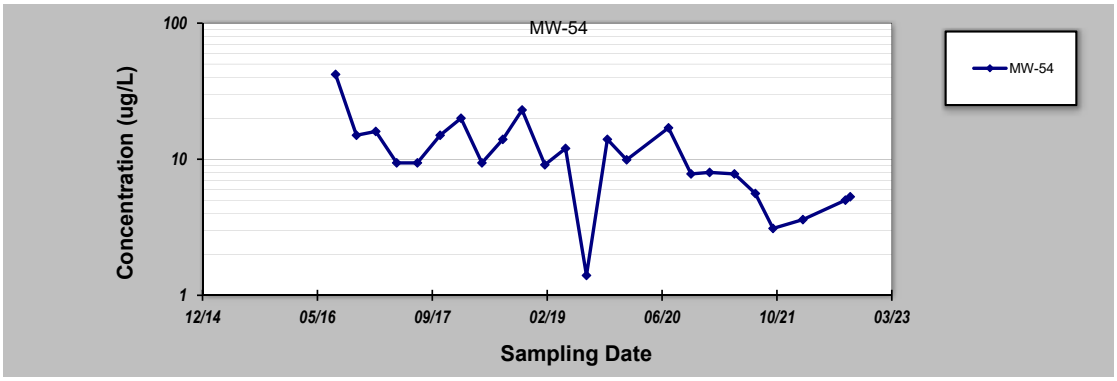

Notes:

1. At least four independent sampling events per well are required for calculating the trend. *Methodology is valid for 4 to 40 samples.*
2. Confidence in Trend = Confidence (in percent) that constituent concentration is increasing (S>0) or decreasing (S<0): >95% = Increasing or Decreasing; ≥ 90% = Probably Increasing or Probably Decreasing; < 90% and S>0 = No Trend; < 90%, S≤0, and COV ≥ 1 = No Trend; < 90% and COV < 1 = Stable.
3. Methodology based on "MAROS: A Decision Support System for Optimizing Monitoring Plans", J.J. Aziz, M. Ling, H.S. Rifai, C.J. Newell, and J.R. Gonzales, *Ground Water*, 41(3):355-367, 2003.

DISCLAIMER: *The GSI Mann-Kendall Toolkit is available "as is". Considerable care has been exercised in preparing this software product; however, no party, including without limitation GSI Environmental Inc., makes any representation or warranty regarding the accuracy, correctness, or completeness of the information contained herein, and no such party shall be liable for any direct, indirect, consequential, incidental or other damages resulting from the use of this product or the information contained herein. Information in this publication is subject to change without notice. GSI Environmental Inc., disclaims any responsibility or obligation to update the information contained herein.*

GSI Environmental Inc., www.gsi-net.com

GSI MANN-KENDALL TOOLKIT
for Constituent Trend Analysis

Evaluation Date:	29-Sep-22	Job ID:	072747
Facility Name:	Shore Health Hospital Remediation	Constituent:	Naphthalene
Conducted By:	KK	Concentration Units:	ug/L

Sampling Point ID:	MW-55						
Sampling Event	**Sampling Date**	**NAPHTHALENE CONCENTRATION (ug/L)**					
1	28-Jul-16	1.9					
2	24-Aug-16	NS					
3	28-Sep-16	NS					
4	27-Oct-16	4.3					
5	17-Nov-16	NS					
6	20-Dec-16	NS					
7	19-Jan-17	1.3					
8	20-Apr-17	1.3					
9	19-Jul-17	8.8					
10	27-Oct-17	18					
11	25-Jan-18	4					
12	26-Apr-18	1.5					
13	26-Jul-18	3.4					
14	18-Oct-18	2.7					
15	24-Jan-19	<1					
16	25-Apr-19	<1					
17	25-Jul-19	<1					
18	24-Oct-19	1.6					
19	16-Jan-20	<1					
20	16-Apr-20	<1					
21	16-Jul-20	<1					
22	22-Oct-20	<1.0					
23	11-Jan-21	<1.0					
24	30-Apr-21	<1.0					
25	28-Jul-21	<1.0					
26	14-Oct-21	<1.0					
27	21-Feb-22	<1.0					
28	9-May-22	<1.0					
29	25-Aug-22	<1.0					
30							
Coefficient of Variation:		1.13					
Mann-Kendall Statistic (S):		-2					
Confidence Factor:		53.0%					
Concentration Trend:		No Trend					

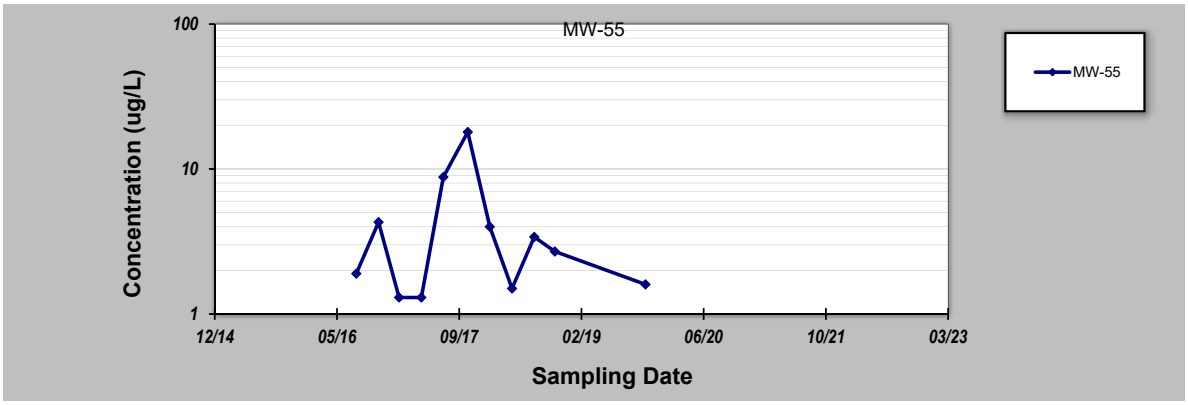

Notes:

1. At least four independent sampling events per well are required for calculating the trend. *Methodology is valid for 4 to 40 samples.*
2. Confidence in Trend = Confidence (in percent) that constituent concentration is increasing (S>0) or decreasing (S<0): >95% = Increasing or Decreasing; ≥ 90% = Probably Increasing or Probably Decreasing; < 90% and S>0 = No Trend; < 90%, S≤0, and COV ≥ 1 = No Trend; < 90% and COV < 1 = Stable.
3. Methodology based on "MAROS: A Decision Support System for Optimizing Monitoring Plans", J.J. Aziz, M. Ling, H.S. Rifai, C.J. Newell, and J.R. Gonzales, *Ground Water*, 41(3):355-367, 2003.

DISCLAIMER: *The GSI Mann-Kendall Toolkit is available "as is". Considerable care has been exercised in preparing this software product; however, no party, including without limitation GSI Environmental Inc., makes any representation or warranty regarding the accuracy, correctness, or completeness of the information contained herein, and no such party shall be liable for any direct, indirect, consequential, incidental or other damages resulting from the use of this product or the information contained herein. Information in this publication is subject to change without notice. GSI Environmental Inc., disclaims any responsibility or obligation to update the information contained herein.*

GSI Environmental Inc., www.gsi-net.com

GSI MANN-KENDALL TOOLKIT
for Constituent Trend Analysis

Evaluation Date:	29-Sep-22	Job ID:	072747
Facility Name:	Shore Health Hospital Remediation	Constituent:	Naphthalene
Conducted By:	KK	Concentration Units:	ug/L

Sampling Point ID:	RW-2D						
Sampling Event	**Sampling Date**	**NAPHTHALENE CONCENTRATION (ug/L)**						
1	5-Sep-12	<1						
2	5-Dec-12	<1						
3	4-Mar-13	<1						
4	4-Jun-13	<1						
5	30-Jan-14	<1						
6	28-Apr-14	<1						
7	25-Jul-14	1.2						
8	24-Oct-14	3.6						
9	23-Jan-15	2.8						
10	24-Apr-15	2.1						
11	30-Jul-15	2.2						
12	21-Oct-15	2.4						
13	7-Jan-16	2.6						
14	21-Apr-16	1.6						
15	28-Jul-16	2.8						
16	27-Oct-16	1.8						
17	19-Jan-17	1.9						
18	20-Apr-17	3						
19	19-Jul-17	1.5						
20	27-Oct-17	1.9						
21	25-Jan-18	1.7						
22	26-Apr-18	1						
23	26-Jul-18	2						
24	18-Oct-18	1.8						
25	24-Jan-19	2.7						
26	25-Apr-19	2.8						
27	25-Jul-19	3.3						
28	24-Oct-19	2.4						
29	16-Jan-20	1.9						
30	16-Apr-20	2.6						
31	16-Jul-20	2.9						
32	22-Oct-20	2.7						
33	11-Jan-21	2.5						
34	29-Apr-21	2.5						
35	29-Jul-21	3.9						
36	14-Oct-21	2.5						
37	21-Feb-22	2.7						
38	9-May-22	<0.10						
39	25-Aug-22	<1.0						
40								
Coefficient of Variation:		0.28						
Mann-Kendall Statistic (S):		86						
Confidence Factor:		92.6%						
Concentration Trend:		Prob. Increasing						

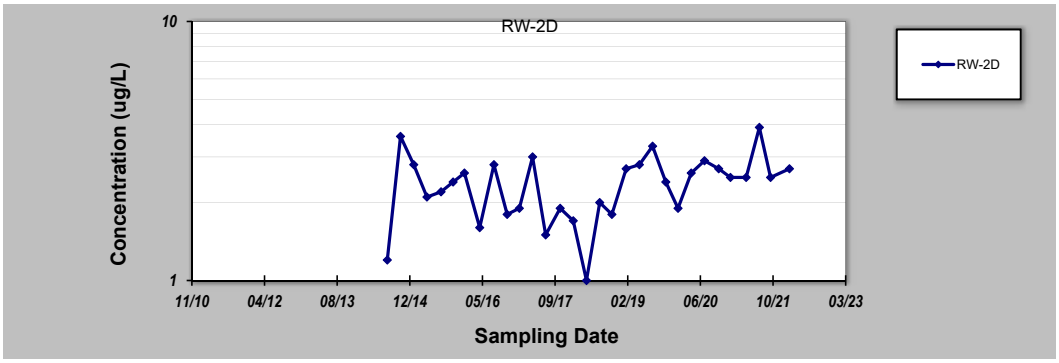

Notes:

1. At least four independent sampling events per well are required for calculating the trend. *Methodology is valid for 4 to 40 samples.*
2. Confidence in Trend = Confidence (in percent) that constituent concentration is increasing (S>0) or decreasing (S<0): >95% = Increasing or Decreasing; ≥ 90% = Probably Increasing or Probably Decreasing; < 90% and S>0 = No Trend; < 90%, S≤0, and COV ≥ 1 = No Trend; < 90% and COV < 1 = Stable.
3. Methodology based on "MAROS: A Decision Support System for Optimizing Monitoring Plans", J.J. Aziz, M. Ling, H.S. Rifai, C.J. Newell, and J.R. Gonzales, *Ground Water*, 41(3):355-367, 2003.

DISCLAIMER: *The GSI Mann-Kendall Toolkit is available "as is". Considerable care has been exercised in preparing this software product; however, no party, including without limitation GSI Environmental Inc., makes any representation or warranty regarding the accuracy, correctness, or completeness of the information contained herein, and no such party shall be liable for any direct, indirect, consequential, incidental or other damages resulting from the use of this product or the information contained herein. Information in this publication is subject to change without notice. GSI Environmental Inc., disclaims any responsibility or obligation to update the information contained herein.*

GSI Environmental Inc., www.gsi-net.com

GSI MANN-KENDALL TOOLKIT
for Constituent Trend Analysis

Evaluation Date:	29-Sep-22	Job ID:	072747
Facility Name:	Shore Health Hospital Remediation	Constituent:	Naphthalene
Conducted By:	KK	Concentration Units:	ug/L

Sampling Point ID:	RW-3B						
Sampling Event	**Sampling Date**	**NAPHTHALENE CONCENTRATION (ug/L)**						
1	5-Sep-12	4.1						
2	5-Dec-12	120						
3	4-Mar-13	110						
4	30-Jan-14	<1						
5	28-Apr-14	<1						
6	25-Jul-14	<1						
7	24-Oct-14	<1						
8	23-Jan-15	1.8						
9	24-Apr-15	<1						
10	30-Jul-15	<1						
11	21-Oct-15	1.2						
12	7-Jan-16	1.1						
13	21-Apr-16	<1						
14	28-Jul-16	<1						
15	27-Oct-16	<1						
16	19-Jan-17	<1						
17	20-Apr-17	<1						
18	19-Jul-17	<1						
19	27-Oct-17	<1						
20	25-Jan-18	<1						
21	26-Apr-18	<1						
22	26-Jul-18	<1						
23	18-Oct-18	<1						
24	24-Jan-19	<1						
25	25-Apr-19	<1						
26	25-Jul-19	<1						
27	24-Oct-19	<1						
28	16-Jan-20	<1						
29	16-Apr-20	<1						
30	16-Jul-20	<1						
31	22-Oct-20	<1.0						
32	11-Jan-21	<1.0						
33	29-Apr-21	<1.0						
34	29-Jul-21	<1.0						
35	14-Oct-21	<1.0						
36	21-Feb-22	<1.0						
37	9-May-22	<1.0						
38	25-Aug-22	<1.0						
39								
40								
Coefficient of Variation:		1.47						
Mann-Kendall Statistic (S):		-11						
Confidence Factor:		97.2%						
Concentration Trend:		Decreasing						

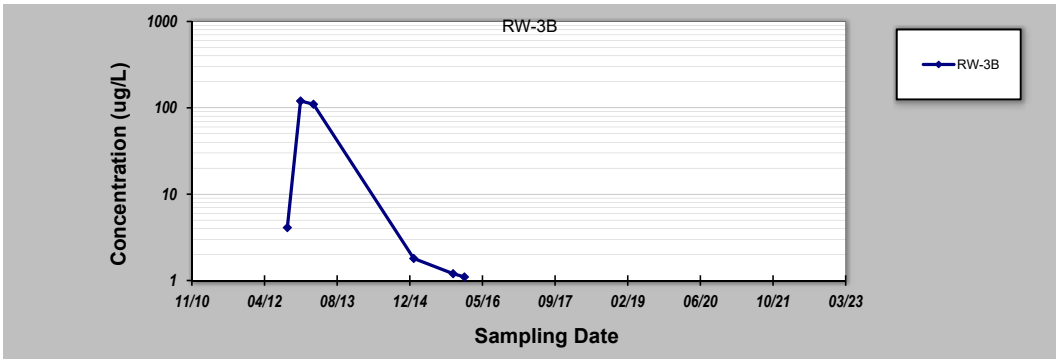

Notes:

1. At least four independent sampling events per well are required for calculating the trend. *Methodology is valid for 4 to 40 samples.*
2. Confidence in Trend = Confidence (in percent) that constituent concentration is increasing (S>0) or decreasing (S<0): >95% = Increasing or Decreasing; ≥ 90% = Probably Increasing or Probably Decreasing; < 90% and S>0 = No Trend; < 90%, S≤0, and COV ≥ 1 = No Trend; < 90% and COV < 1 = Stable.
3. Methodology based on "MAROS: A Decision Support System for Optimizing Monitoring Plans", J.J. Aziz, M. Ling, H.S. Rifai, C.J. Newell, and J.R. Gonzales, *Ground Water*, 41(3):355-367, 2003.

DISCLAIMER: *The GSI Mann-Kendall Toolkit is available "as is". Considerable care has been exercised in preparing this software product; however, no party, including without limitation GSI Environmental Inc., makes any representation or warranty regarding the accuracy, correctness, or completeness of the information contained herein, and no such party shall be liable for any direct, indirect, consequential, incidental or other damages resulting from the use of this product or the information contained herein. Information in this publication is subject to change without notice. GSI Environmental Inc., disclaims any responsibility or obligation to update the information contained herein.*

GSI Environmental Inc., www.gsi-net.com

GSI MANN-KENDALL TOOLKIT
for Constituent Trend Analysis

Evaluation Date:	29-Sep-22	Job ID:	072747
Facility Name:	Shore Health Hospital Remediation	Constituent:	Naphthalene
Conducted By:	KK	Concentration Units:	ug/L

Sampling Point ID:	RW-4						
Sampling Event	**Sampling Date**	**NAPHTHALENE CONCENTRATION (ug/L)**						
1	5-Sep-12	<1						
2	5-Dec-12	35						
3	4-Mar-13	<1						
4	4-Jun-13	<1						
5	30-Jan-14	1.1						
6	28-Apr-14	<1						
7	25-Jul-14	1						
8	24-Oct-14	1.6						
9	23-Jan-15	1.7						
10	24-Apr-15	1.2						
11	30-Jul-15	1.9						
12	21-Oct-15	1.9						
13	7-Jan-16	1.4						
14	21-Apr-16	1.3						
15	28-Jul-16	1.5						
16	27-Oct-16	1.2						
17	19-Jan-17	2						
18	20-Apr-17	1.8						
19	19-Jul-17	<1						
20	27-Oct-17	<1						
21	25-Jan-18	<1						
22	26-Apr-18	<1						
23	26-Jul-18	<1						
24	18-Oct-18	<1						
25	24-Jan-19	1.6						
26	25-Apr-19	2.4						
27	25-Jul-19	2						
28	24-Oct-19	1						
29	16-Jan-20	1.2						
30	16-Apr-20	1.2						
31	16-Jul-20	1.5						
32	22-Oct-20	1.7						
33	11-Jan-21	2.7						
34	29-Apr-21	7.1						
35	29-Jul-21	9.4						
36	14-Oct-21	4.1						
37	21-Feb-22	3						
38	9-May-22	<1.0						
39	24-Aug-22	<1.0						
40								
Coefficient of Variation:		1.90						
Mann-Kendall Statistic (S):		105						
Confidence Factor:		98.5%						
Concentration Trend:		Increasing						

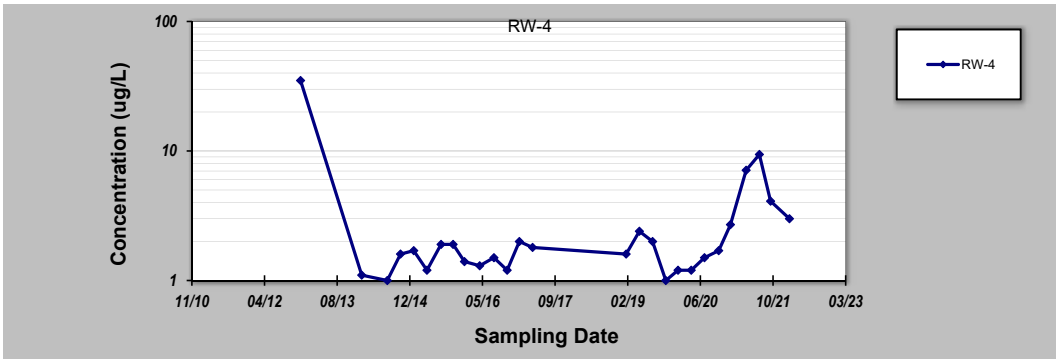

Notes:

1. At least four independent sampling events per well are required for calculating the trend. *Methodology is valid for 4 to 40 samples.*
2. Confidence in Trend = Confidence (in percent) that constituent concentration is increasing (S>0) or decreasing (S<0): >95% = Increasing or Decreasing; ≥ 90% = Probably Increasing or Probably Decreasing; < 90% and S>0 = No Trend; < 90%, S≤0, and COV ≥ 1 = No Trend; < 90% and COV < 1 = Stable.
3. Methodology based on "MAROS: A Decision Support System for Optimizing Monitoring Plans", J.J. Aziz, M. Ling, H.S. Rifai, C.J. Newell, and J.R. Gonzales, *Ground Water*, 41(3):355-367, 2003.

DISCLAIMER: *The GSI Mann-Kendall Toolkit is available "as is". Considerable care has been exercised in preparing this software product; however, no party, including without limitation GSI Environmental Inc., makes any representation or warranty regarding the accuracy, correctness, or completeness of the information contained herein, and no such party shall be liable for any direct, indirect, consequential, incidental or other damages resulting from the use of this product or the information contained herein. Information in this publication is subject to change without notice. GSI Environmental Inc., disclaims any responsibility or obligation to update the information contained herein.*

GSI Environmental Inc., www.gsi-net.com

GSI MANN-KENDALL TOOLKIT
for Constituent Trend Analysis

Evaluation Date:	29-Sep-22	Job ID:	072747
Facility Name:	Shore Health Hospital Remediation	Constituent:	Naphthalene
Conducted By:	KK	Concentration Units:	ug/L

Sampling Point ID:	RW-5						
Sampling Event	**Sampling Date**	**NAPHTHALENE CONCENTRATION (ug/L)**					
1	5-Sep-12	<1					
2	5-Dec-12	1.6					
3	4-Mar-13	<1					
4	4-Jun-13	<1					
5	30-Jan-14	1					
6	28-Apr-14	<1					
7	25-Jul-14	<1					
8	24-Oct-14	<1					
9	23-Jan-15	1.1					
10	24-Apr-15	<1					
11	30-Jul-15	<1					
12	21-Oct-15	<1					
13	7-Jan-16	<1					
14	21-Apr-16	<1					
15	28-Jul-16	<1					
16	27-Oct-16	<1					
17	19-Jan-17	<1					
18	20-Apr-17	<1					
19	19-Jul-17	<1					
20	27-Oct-17	<1					
21	25-Jan-18	<1					
22	26-Apr-18	<1					
23	26-Jul-18	<1					
24	18-Oct-18	<1					
25	24-Jan-19	<1					
26	25-Apr-19	1.2					
27	25-Jul-19	1.8					
28	24-Oct-19	1.3					
29	16-Jan-20	1.2					
30	16-Apr-20	1.5					
31	16-Jul-20	1.7					
32	23-Oct-20	<1.0					
33	11-Jan-21	1.5					
34	29-Apr-21	5.5					
35	29-Jul-21	7.7					
36	14-Oct-21	12					
37	21-Feb-22	4					
38	9-May-22	<1.0					
39	25-Aug-22	<1.0					
40							
Coefficient of Variation:		1.05					
Mann-Kendall Statistic (S):		55					
Confidence Factor:		99.9%					
Concentration Trend:		Increasing					

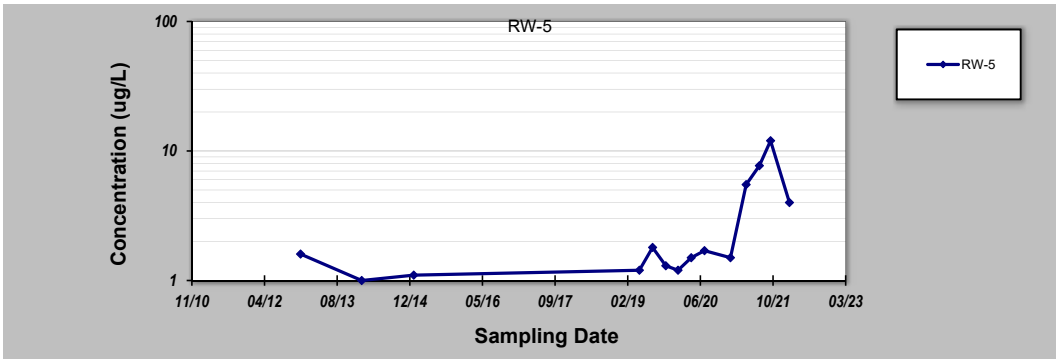

Notes:

1. At least four independent sampling events per well are required for calculating the trend. *Methodology is valid for 4 to 40 samples.*
2. Confidence in Trend = Confidence (in percent) that constituent concentration is increasing (S>0) or decreasing (S<0): >95% = Increasing or Decreasing; ≥ 90% = Probably Increasing or Probably Decreasing; < 90% and S>0 = No Trend; < 90%, S≤0, and COV ≥ 1 = No Trend; < 90% and COV < 1 = Stable.
3. Methodology based on "MAROS: A Decision Support System for Optimizing Monitoring Plans", J.J. Aziz, M. Ling, H.S. Rifai, C.J. Newell, and J.R. Gonzales, *Ground Water*, 41(3):355-367, 2003.

DISCLAIMER: *The GSI Mann-Kendall Toolkit is available "as is". Considerable care has been exercised in preparing this software product; however, no party, including without limitation GSI Environmental Inc., makes any representation or warranty regarding the accuracy, correctness, or completeness of the information contained herein, and no such party shall be liable for any direct, indirect, consequential, incidental or other damages resulting from the use of this product or the information contained herein. Information in this publication is subject to change without notice. GSI Environmental Inc., disclaims any responsibility or obligation to update the information contained herein.*

GSI Environmental Inc., www.gsi-net.com

GSI MANN-KENDALL TOOLKIT
for Constituent Trend Analysis

Evaluation Date:	29-Sep-22	Job ID:	072747
Facility Name:	Shore Health Hospital Remediation	Constituent:	Naphthalene
Conducted By:	KK	Concentration Units:	ug/L

Sampling Point ID:	RW-6						
Sampling Event	**Sampling Date**	**NAPHTHALENE CONCENTRATION (ug/L)**					
1	5-Jun-12	33					
2	5-Sep-12	<1					
3	5-Dec-12	<1					
4	4-Mar-13	1.1					
5	4-Jun-13	<1					
6	28-Apr-14	1.3					
7	25-Jul-14	1.1					
8	24-Oct-14	3.3					
9	23-Jan-15	2					
10	24-Apr-15	1.1					
11	30-Jul-15	1.4					
12	21-Oct-15	1.7					
13	7-Jan-16	1.7					
14	21-Apr-16	1.1					
15	28-Jul-16	1.2					
16	27-Oct-16	1.2					
17	19-Jan-17	1.4					
18	20-Apr-17	1.3					
19	19-Jul-17	<1					
20	27-Oct-17	1.2					
21	25-Jan-18	1.3					
22	26-Apr-18	<1					
23	26-Jul-18	<1					
24	18-Oct-18	1.4					
25	24-Jan-19	1.2					
26	25-Apr-19	<1					
27	25-Jul-19	1.2					
28	24-Oct-19	1.5					
29	16-Jan-20	1.1					
30	16-Apr-20	1.5					
31	16-Jul-20	1.5					
32	22-Oct-20	1.5					
33	11-Jan-21	<1.0					
34	29-Apr-21	1.4					
35	29-Jul-21	1.7					
36	14-Oct-21	1.8					
37	21-Feb-22	1.3					
38	9-May-22	<1.0					
39	23-Aug-22	<1.0					
40							
Coefficient of Variation:		2.32					
Mann-Kendall Statistic (S):		39					
Confidence Factor:		76.0%					
Concentration Trend:		No Trend					

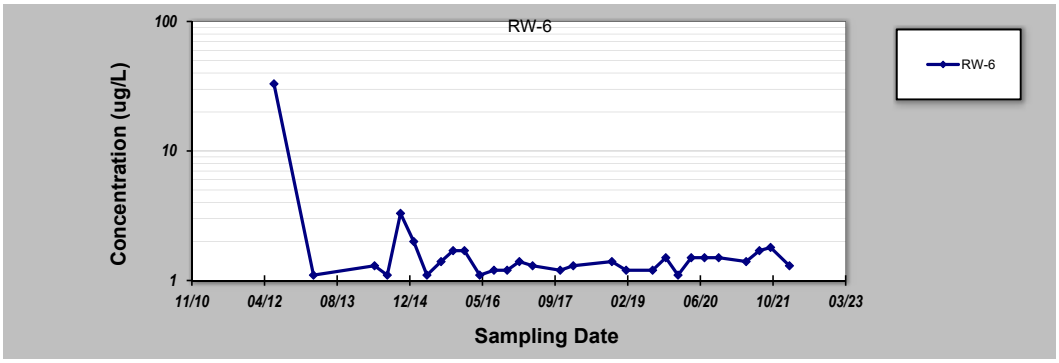

Notes:

1. At least four independent sampling events per well are required for calculating the trend. *Methodology is valid for 4 to 40 samples.*
2. Confidence in Trend = Confidence (in percent) that constituent concentration is increasing (S>0) or decreasing (S<0): >95% = Increasing or Decreasing; ≥ 90% = Probably Increasing or Probably Decreasing; < 90% and S>0 = No Trend; < 90%, S≤0, and COV ≥ 1 = No Trend; < 90% and COV < 1 = Stable.
3. Methodology based on "MAROS: A Decision Support System for Optimizing Monitoring Plans", J.J. Aziz, M. Ling, H.S. Rifai, C.J. Newell, and J.R. Gonzales, *Ground Water*, 41(3):355-367, 2003.

DISCLAIMER: *The GSI Mann-Kendall Toolkit is available "as is". Considerable care has been exercised in preparing this software product; however, no party, including without limitation GSI Environmental Inc., makes any representation or warranty regarding the accuracy, correctness, or completeness of the information contained herein, and no such party shall be liable for any direct, indirect, consequential, incidental or other damages resulting from the use of this product or the information contained herein. Information in this publication is subject to change without notice. GSI Environmental Inc., disclaims any responsibility or obligation to update the information contained herein.*

GSI Environmental Inc., www.gsi-net.com

GSI MANN-KENDALL TOOLKIT
for Constituent Trend Analysis

Evaluation Date:	29-Sep-22	Job ID:	072747
Facility Name:	Shore Health Hospital Remediation	Constituent:	TPH-DRO with SGC
Conducted By:	KK	Concentration Units:	mg/L

Sampling Point ID:	MW-9						
Sampling Event	**Sampling Date**	**TPH-DRO WITH SGC CONCENTRATION (mg/L)**					
1	19-Jul-17	0.89					
2	28-Sep-17	NS					
3	25-Oct-17	0.38					
4	26-Jan-18	5.6					
5	27-Mar-18	NS					
6	18-Apr-18	NS					
7	25-Apr-18	1.5					
8	30-May-18	3					
9	26-Jul-18	1.7					
10	18-Oct-18	0.93					
11	24-Jan-19	1					
12	24-Apr-19	0.42					
13	24-Jul-19	0.15					
14	24-Oct-19	0.76					
15	16-Jan-20	NS					
16	16-Apr-20	0.68					
17	16-Jul-20	0.27					
18	20-Oct-20	0.18					
19	11-Jan-21	<0.1					
20	26-Apr-21	<0.1					
21	26-Jul-21	<0.1					
22	11-Oct-21	<0.1					
23	22-Feb-22	<0.1					
24	12-May-22	<0.1					
25	8-Jun-22	<0.1					
26	14-Jul-22	<0.1					
27	24-Aug-22	0.15					
28	15-Sep-22	0.14					
29							
30							
Coefficient of Variation:		1.27					
Mann-Kendall Statistic (S):		-71					
Confidence Factor:		100.0%					
Concentration Trend:		Decreasing					

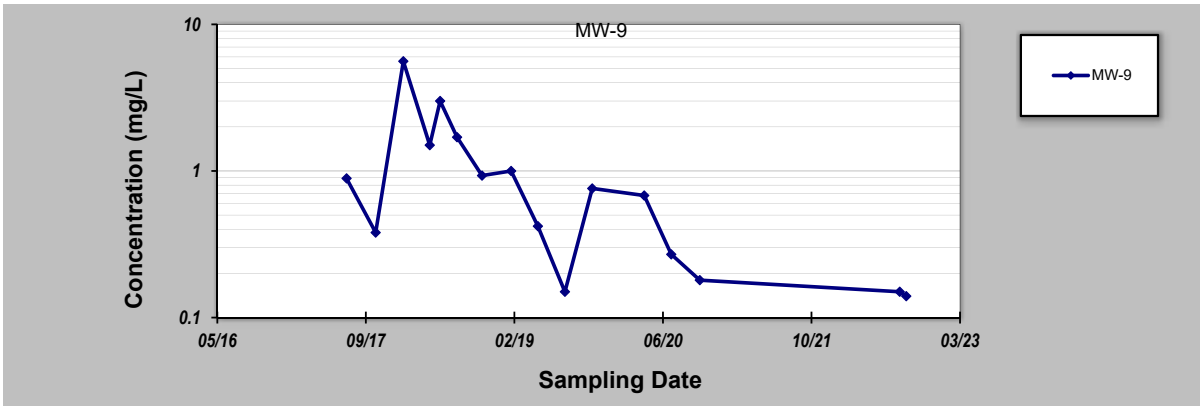

Notes:

1. At least four independent sampling events per well are required for calculating the trend. *Methodology is valid for 4 to 40 samples.*
2. Confidence in Trend = Confidence (in percent) that constituent concentration is increasing (S>0) or decreasing (S<0): >95% = Increasing or Decreasing; ≥ 90% = Probably Increasing or Probably Decreasing; < 90% and S>0 = No Trend; < 90%, S≤0, and COV ≥ 1 = No Trend; < 90% and COV < 1 = Stable.
3. Methodology based on "MAROS: A Decision Support System for Optimizing Monitoring Plans", J.J. Aziz, M. Ling, H.S. Rifai, C.J. Newell, and J.R. Gonzales, *Ground Water*, 41(3):355-367, 2003.

DISCLAIMER: *The GSI Mann-Kendall Toolkit is available "as is". Considerable care has been exercised in preparing this software product; however, no party, including without limitation GSI Environmental Inc., makes any representation or warranty regarding the accuracy, correctness, or completeness of the information contained herein, and no such party shall be liable for any direct, indirect, consequential, incidental or other damages resulting from the use of this product or the information contained herein. Information in this publication is subject to change without notice. GSI Environmental Inc., disclaims any responsibility or obligation to update the information contained herein.*

GSI Environmental Inc., www.gsi-net.com

GSI MANN-KENDALL TOOLKIT
for Constituent Trend Analysis

Evaluation Date:	29-Sep-22	Job ID:	072747
Facility Name:	Shore Health Hospital Remediation	Constituent:	TPH-DRO with SGC
Conducted By:	KK	Concentration Units:	mg/L

Sampling Point ID:	MW-10R						
Sampling Event	**Sampling Date**	**TPH-DRO WITH SGC CONCENTRATION (mg/L)**					
1	19-Jul-17	<0.1					
2	28-Sep-17	NS					
3	25-Oct-17	0.051					
4	26-Jan-18	<0.1					
5	27-Mar-18	NS					
6	18-Apr-18	NS					
7	25-Apr-18	0.87					
8	30-May-18	1.5					
9	26-Jul-18	0.68					
10	18-Oct-18	0.55					
11	24-Jan-19	0.2					
12	24-Apr-19	<0.1					
13	24-Jul-19	<0.1					
14	24-Oct-19	0.17					
15	16-Jan-20	0.13					
16	16-Apr-20	<0.1					
17	16-Jul-20	<0.1					
18	20-Oct-20	<0.1					
19	11-Jan-21	<0.1					
20	26-Apr-21	<0.1					
21	26-Jul-21	<0.1					
22	11-Oct-21	<0.1					
23	22-Feb-22	<0.1					
24	11-May-22	<0.1					
25	8-Jun-22	<0.1					
26	14-Jul-22	<0.1					
27	24-Aug-22	<0.1					
28	15-Sep-22	<0.1					
29							
30							
Coefficient of Variation:		0.95					
Mann-Kendall Statistic (S):		-12					
Confidence Factor:		91.1%					
Concentration Trend:		Prob. Decreasing					

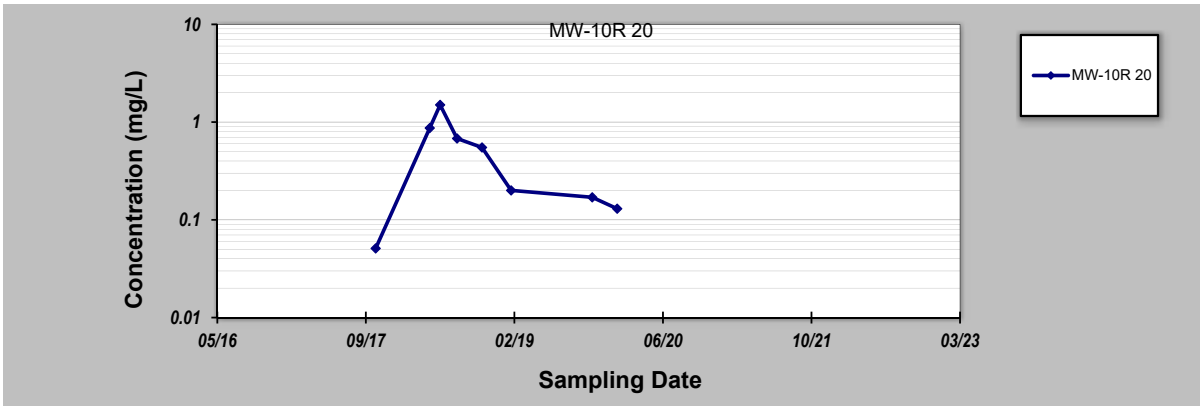

Notes:

1. At least four independent sampling events per well are required for calculating the trend. *Methodology is valid for 4 to 40 samples.*
2. Confidence in Trend = Confidence (in percent) that constituent concentration is increasing (S>0) or decreasing (S<0): >95% = Increasing or Decreasing; ≥ 90% = Probably Increasing or Probably Decreasing; < 90% and S>0 = No Trend; < 90%, S≤0, and COV ≥ 1 = No Trend; < 90% and COV < 1 = Stable.
3. Methodology based on "MAROS: A Decision Support System for Optimizing Monitoring Plans", J.J. Aziz, M. Ling, H.S. Rifai, C.J. Newell, and J.R. Gonzales, *Ground Water*, 41(3):355-367, 2003.

DISCLAIMER: *The GSI Mann-Kendall Toolkit is available "as is". Considerable care has been exercised in preparing this software product; however, no party, including without limitation GSI Environmental Inc., makes any representation or warranty regarding the accuracy, correctness, or completeness of the information contained herein, and no such party shall be liable for any direct, indirect, consequential, incidental or other damages resulting from the use of this product or the information contained herein. Information in this publication is subject to change without notice. GSI Environmental Inc., disclaims any responsibility or obligation to update the information contained herein.*

GSI Environmental Inc., www.gsi-net.com

GSI MANN-KENDALL TOOLKIT
for Constituent Trend Analysis

Evaluation Date:	29-Sep-22	Job ID:	072747
Facility Name:	Shore Health Hospital Remediation	Constituent:	TPH-DRO with SGC
Conducted By:	KK	Concentration Units:	mg/L

Sampling Point ID:	MW-11						
Sampling Event	**Sampling Date**	**TPH-DRO WITH SGC CONCENTRATION (mg/L)**					
1	19-Jul-17	0.049					
2	28-Sep-17	NS					
3	25-Oct-17	<0.03					
4	26-Jan-18	0.18					
5	27-Mar-18	NS					
6	18-Apr-18	NS					
7	25-Apr-18	0.31					
8	30-May-18	0.3					
9	26-Jul-18	0.29					
10	18-Oct-18	0.16					
11	24-Jan-19	0.12					
12	24-Apr-19	0.11					
13	24-Jul-19	<0.1					
14	24-Oct-19	0.1					
15	16-Jan-20	<0.1					
16	16-Apr-20	<0.1					
17	16-Jul-20	<0.1					
18	20-Oct-20	0.11					
19	11-Jan-21	<0.1					
20	26-Apr-21	<0.1					
21	26-Jul-21	<0.1					
22	11-Oct-21	<0.1					
23	22-Feb-22	<0.1					
24	10-May-22	<0.1					
25	8-Jun-22	<0.1					
26	14-Jul-22	<0.1					
27	24-Aug-22	<0.1					
28	14-Sep-22	<0.1					
29							
30							
Coefficient of Variation:		0.55					
Mann-Kendall Statistic (S):		-18					
Confidence Factor:		93.4%					
Concentration Trend:		Prob. Decreasing					

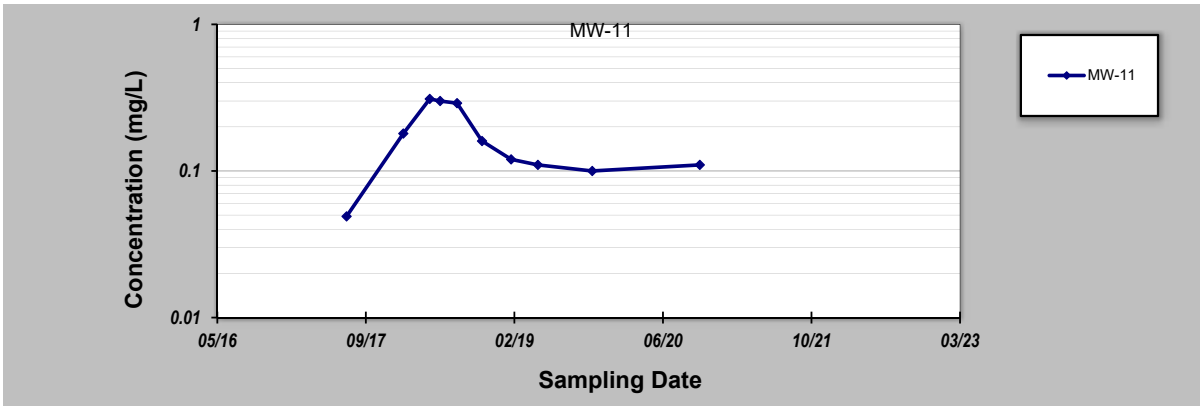

Notes:

1. At least four independent sampling events per well are required for calculating the trend. *Methodology is valid for 4 to 40 samples.*
2. Confidence in Trend = Confidence (in percent) that constituent concentration is increasing (S>0) or decreasing (S<0): >95% = Increasing or Decreasing; ≥ 90% = Probably Increasing or Probably Decreasing; < 90% and S>0 = No Trend; < 90%, S≤0, and COV ≥ 1 = No Trend; < 90% and COV < 1 = Stable.
3. Methodology based on "MAROS: A Decision Support System for Optimizing Monitoring Plans", J.J. Aziz, M. Ling, H.S. Rifai, C.J. Newell, and J.R. Gonzales, *Ground Water*, 41(3):355-367, 2003.

DISCLAIMER: *The GSI Mann-Kendall Toolkit is available "as is". Considerable care has been exercised in preparing this software product; however, no party, including without limitation GSI Environmental Inc., makes any representation or warranty regarding the accuracy, correctness, or completeness of the information contained herein, and no such party shall be liable for any direct, indirect, consequential, incidental or other damages resulting from the use of this product or the information contained herein. Information in this publication is subject to change without notice. GSI Environmental Inc., disclaims any responsibility or obligation to update the information contained herein.*

GSI Environmental Inc., www.gsi-net.com

GSI MANN-KENDALL TOOLKIT
for Constituent Trend Analysis

Evaluation Date:	29-Sep-22	Job ID:	072747
Facility Name:	Shore Health Hospital Remediation	Constituent:	TPH-DRO with SGC
Conducted By:	KK	Concentration Units:	mg/L

Sampling Point ID:	MW-13						
Sampling Event	**Sampling Date**	**TPH-DRO WITH SGC CONCENTRATION (mg/L)**					
1	19-Jul-17	0.17					
2	28-Sep-17	NS					
3	25-Oct-17	0.19					
4	26-Jan-18	0.57					
5	27-Mar-18	NS					
6	18-Apr-18	NS					
7	25-Apr-18	0.51					
8	30-May-18	1.5					
9	26-Jul-18	0.8					
10	18-Oct-18	1.2					
11	24-Jan-19	1.6					
12	24-Apr-19	0.63					
13	24-Jul-19	0.64					
14	24-Oct-19	0.56					
15	16-Jan-20	0.73					
16	16-Apr-20	0.48					
17	16-Jul-20	<0.1					
18	20-Oct-20	0.78					
19	11-Jan-21	0.12					
20	26-Apr-21	0.59					
21	26-Jul-21	0.45					
22	11-Oct-21	0.6					
23	22-Feb-22	1.3					
24	11-May-22	2.6					
25	9-Jun-22	0.15					
26	15-Jul-22	<0.10					
27	24-Aug-22	1.5					
28	15-Sep-22	0.14					
29							
30							
Coefficient of Variation:		0.77					
Mann-Kendall Statistic (S):		6					
Confidence Factor:		55.2%					
Concentration Trend:		No Trend					

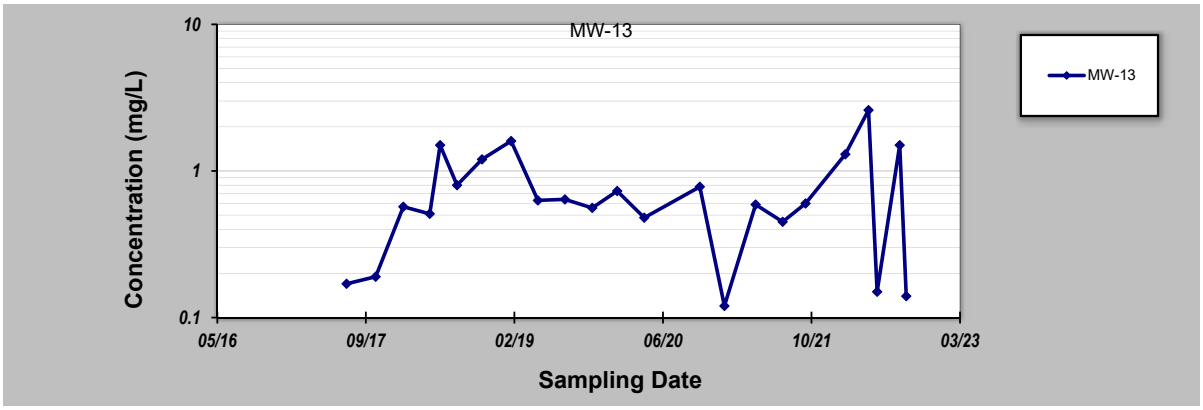

Notes:

1. At least four independent sampling events per well are required for calculating the trend. *Methodology is valid for 4 to 40 samples.*
2. Confidence in Trend = Confidence (in percent) that constituent concentration is increasing (S>0) or decreasing (S<0): >95% = Increasing or Decreasing; ≥ 90% = Probably Increasing or Probably Decreasing; < 90% and S>0 = No Trend; < 90%, S≤0, and COV ≥ 1 = No Trend; < 90% and COV < 1 = Stable.
3. Methodology based on "MAROS: A Decision Support System for Optimizing Monitoring Plans", J.J. Aziz, M. Ling, H.S. Rifai, C.J. Newell, and J.R. Gonzales, *Ground Water*, 41(3):355-367, 2003.

DISCLAIMER: *The GSI Mann-Kendall Toolkit is available "as is". Considerable care has been exercised in preparing this software product; however, no party, including without limitation GSI Environmental Inc., makes any representation or warranty regarding the accuracy, correctness, or completeness of the information contained herein, and no such party shall be liable for any direct, indirect, consequential, incidental or other damages resulting from the use of this product or the information contained herein. Information in this publication is subject to change without notice. GSI Environmental Inc., disclaims any responsibility or obligation to update the information contained herein.*

GSI Environmental Inc., www.gsi-net.com

GSI MANN-KENDALL TOOLKIT
for Constituent Trend Analysis

Evaluation Date:	29-Sep-22	Job ID:	072747
Facility Name:	Shore Health Hospital Remediation	Constituent:	TPH-DRO with SGC
Conducted By:	KK	Concentration Units:	mg/L

Sampling Point ID: MW-14

Sampling Event	Sampling Date	TPH-DRO WITH SGC CONCENTRATION (mg/L)						
1	19-Jul-17	4.4						
2	28-Sep-17	3						
3	25-Oct-17	2.7						
4	26-Jan-18	6.8						
5	27-Mar-18	NS						
6	18-Apr-18	NS						
7	25-Apr-18	1.5						
8	30-May-18	8.1						
9	26-Jul-18	0.66						
10	18-Oct-18	8.5						
11	24-Jan-19	2.7						
12	24-Apr-19	2.5						
13	24-Jul-19	2.1						
14	24-Oct-19	1.2						
15	16-Jan-20	1.5						
16	16-Apr-20	8.6						
17	16-Jul-20	3.2						
18	20-Oct-20	0.57						
19	11-Jan-21	0.41						
20	26-Apr-21	0.51						
21	26-Jul-21	0.23						
22	11-Oct-21	0.34						
23	22-Feb-22	0.6						
24	12-May-22	0.67						
25	9-Jun-22	0.34						
26	15-Jul-22	0.15						
27	25-Aug-22	0.69						
28	15-Sep-22	0.22						
29								
30								
Coefficient of Variation:		1.13						
Mann-Kendall Statistic (S):		-178						
Confidence Factor:		>99.9%						
Concentration Trend:		Decreasing						

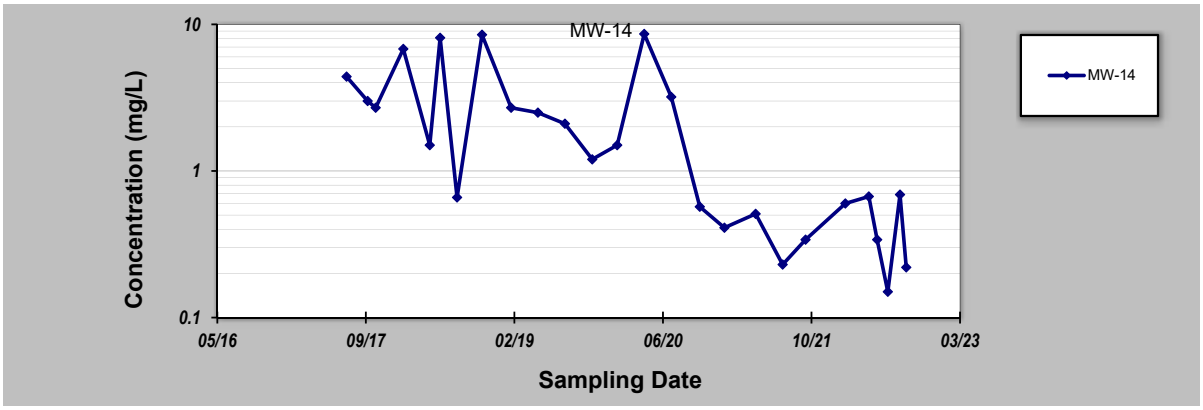

Notes:

1. At least four independent sampling events per well are required for calculating the trend. *Methodology is valid for 4 to 40 samples.*
2. Confidence in Trend = Confidence (in percent) that constituent concentration is increasing (S>0) or decreasing (S<0): >95% = Increasing or Decreasing; ≥ 90% = Probably Increasing or Probably Decreasing; < 90% and S>0 = No Trend; < 90%, S≤0, and COV ≥ 1 = No Trend; < 90% and COV < 1 = Stable.
3. Methodology based on "MAROS: A Decision Support System for Optimizing Monitoring Plans", J.J. Aziz, M. Ling, H.S. Rifai, C.J. Newell, and J.R. Gonzales, *Ground Water*, 41(3):355-367, 2003.

DISCLAIMER: *The GSI Mann-Kendall Toolkit is available "as is". Considerable care has been exercised in preparing this software product; however, no party, including without limitation GSI Environmental Inc., makes any representation or warranty regarding the accuracy, correctness, or completeness of the information contained herein, and no such party shall be liable for any direct, indirect, consequential, incidental or other damages resulting from the use of this product or the information contained herein. Information in this publication is subject to change without notice. GSI Environmental Inc., disclaims any responsibility or obligation to update the information contained herein.*

GSI Environmental Inc., www.gsi-net.com

GSI MANN-KENDALL TOOLKIT
for Constituent Trend Analysis

Evaluation Date:	29-Sep-22	Job ID:	072747
Facility Name:	Shore Health Hospital Remediation	Constituent:	TPH-DRO with SGC
Conducted By:	KK	Concentration Units:	mg/L

Sampling Point ID: MW-20

Sampling Event	Sampling Date	TPH-DRO WITH SGC CONCENTRATION (mg/L)						
1	19-Jul-17	0.096						
2	28-Sep-17	NS						
3	25-Oct-17	0.09						
4	26-Jan-18	0.2						
5	27-Mar-18	NS						
6	18-Apr-18	NS						
7	25-Apr-18	0.38						
8	30-May-18	0.59						
9	26-Jul-18	0.17						
10	18-Oct-18	0.93						
11	24-Jan-19	0.63						
12	24-Apr-19	0.18						
13	24-Jul-19	0.23						
14	24-Oct-19	<0.1						
15	16-Jan-20	0.24						
16	16-Apr-20	0.13						
17	16-Jul-20	0.14						
18	20-Oct-20	0.22						
19	11-Jan-21	0.2						
20	26-Apr-21	0.16						
21	26-Jul-21	0.27						
22	11-Oct-21	0.32						
23	22-Feb-22	0.15						
24	10-May-22	0.13						
25	9-Jun-22	<0.10						
26	14-Jul-22	0.11						
27	23-Aug-22	<0.10						
28	15-Sep-22	<0.10						
29								
30								
Coefficient of Variation:		0.79						
Mann-Kendall Statistic (S):		-24						
Confidence Factor:		75.4%						
Concentration Trend:		Stable						

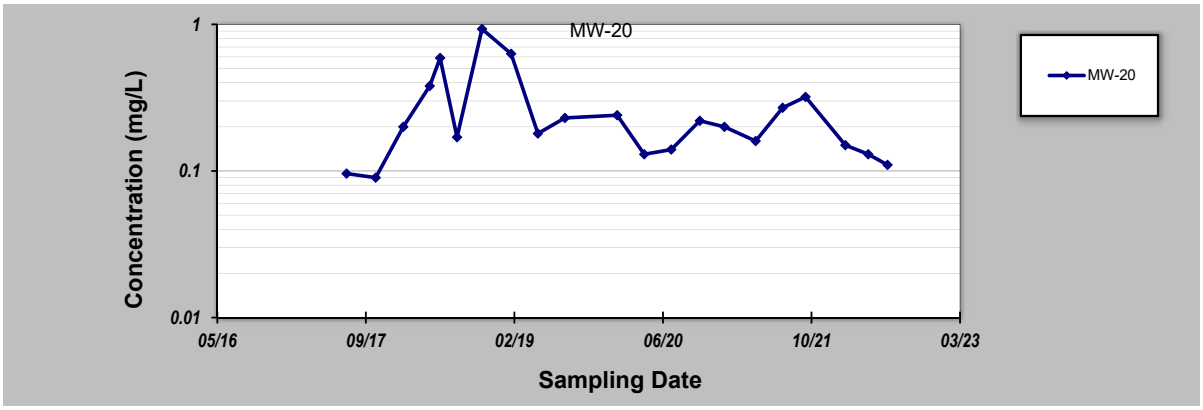

Notes:

1. At least four independent sampling events per well are required for calculating the trend. *Methodology is valid for 4 to 40 samples.*
2. Confidence in Trend = Confidence (in percent) that constituent concentration is increasing (S>0) or decreasing (S<0): >95% = Increasing or Decreasing; ≥ 90% = Probably Increasing or Probably Decreasing; < 90% and S>0 = No Trend; < 90%, S≤0, and COV ≥ 1 = No Trend; < 90% and COV < 1 = Stable.
3. Methodology based on "MAROS: A Decision Support System for Optimizing Monitoring Plans", J.J. Aziz, M. Ling, H.S. Rifai, C.J. Newell, and J.R. Gonzales, *Ground Water*, 41(3):355-367, 2003.

DISCLAIMER: *The GSI Mann-Kendall Toolkit is available "as is". Considerable care has been exercised in preparing this software product; however, no party, including without limitation GSI Environmental Inc., makes any representation or warranty regarding the accuracy, correctness, or completeness of the information contained herein, and no such party shall be liable for any direct, indirect, consequential, incidental or other damages resulting from the use of this product or the information contained herein. Information in this publication is subject to change without notice. GSI Environmental Inc., disclaims any responsibility or obligation to update the information contained herein.*

GSI Environmental Inc., www.gsi-net.com

GSI MANN-KENDALL TOOLKIT
for Constituent Trend Analysis

Evaluation Date:	29-Sep-22	Job ID:	072747
Facility Name:	Shore Health Hospital Remediation	Constituent:	TPH-DRO with SGC
Conducted By:	KK	Concentration Units:	mg/L

Sampling Point ID:	MW-37						
Sampling Event	**Sampling Date**	**TPH-DRO WITH SGC CONCENTRATION (mg/L)**					
1	19-Jul-17	7.9					
2	28-Sep-17	0.95					
3	25-Oct-17	1.4					
4	26-Jan-18	2.7					
5	27-Mar-18	NS					
6	18-Apr-18	NS					
7	25-Apr-18	0.93					
8	30-May-18	0.51					
9	26-Jul-18	1.7					
10	18-Oct-18	0.71					
11	24-Jan-19	1.3					
12	24-Apr-19	0.22					
13	24-Jul-19	0.3					
14	24-Oct-19	0.13					
15	16-Jan-20	0.22					
16	16-Apr-20	0.13					
17	16-Jul-20	0.19					
18	20-Oct-20	0.13					
19	11-Jan-21	<0.1					
20	26-Apr-21	0.11					
21	26-Jul-21	0.11					
22	11-Oct-21	0.1					
23	22-Feb-22	<0.1					
24	11-May-22	<0.1					
25	8-Jun-22	<0.1					
26	14-Jul-22	<0.1					
27	23-Aug-22	<0.1					
28	15-Sep-22	<0.1					
29							
30							
Coefficient of Variation:		1.74					
Mann-Kendall Statistic (S):		-134					
Confidence Factor:		>99.9%					
Concentration Trend:		Decreasing					

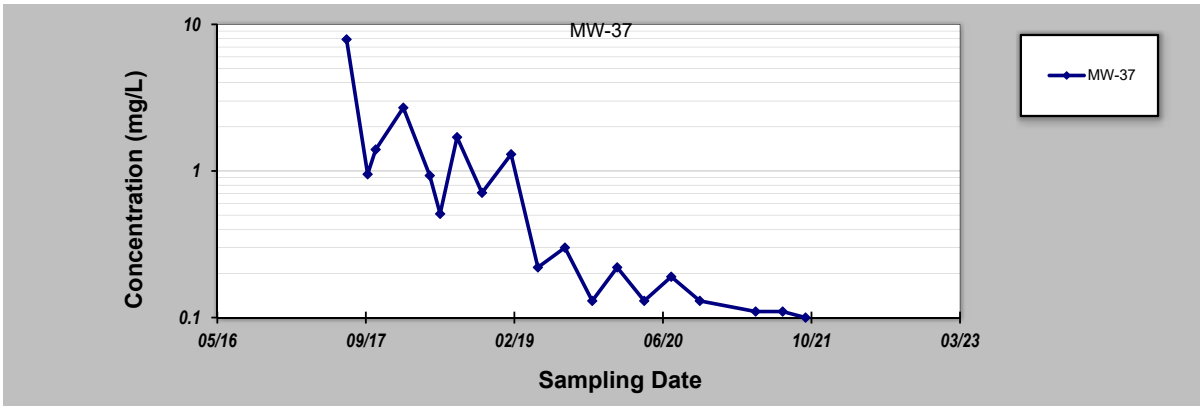

Notes:

1. At least four independent sampling events per well are required for calculating the trend. *Methodology is valid for 4 to 40 samples.*
2. Confidence in Trend = Confidence (in percent) that constituent concentration is increasing (S>0) or decreasing (S<0): >95% = Increasing or Decreasing; ≥ 90% = Probably Increasing or Probably Decreasing; < 90% and S>0 = No Trend; < 90%, S≤0, and COV ≥ 1 = No Trend; < 90% and COV < 1 = Stable.
3. Methodology based on "MAROS: A Decision Support System for Optimizing Monitoring Plans", J.J. Aziz, M. Ling, H.S. Rifai, C.J. Newell, and J.R. Gonzales, *Ground Water*, 41(3):355-367, 2003.

DISCLAIMER: *The GSI Mann-Kendall Toolkit is available "as is". Considerable care has been exercised in preparing this software product; however, no party, including without limitation GSI Environmental Inc., makes any representation or warranty regarding the accuracy, correctness, or completeness of the information contained herein, and no such party shall be liable for any direct, indirect, consequential, incidental or other damages resulting from the use of this product or the information contained herein. Information in this publication is subject to change without notice. GSI Environmental Inc., disclaims any responsibility or obligation to update the information contained herein.*

GSI Environmental Inc., www.gsi-net.com

GSI MANN-KENDALL TOOLKIT
for Constituent Trend Analysis

Evaluation Date:	29-Sep-22	Job ID:	072747
Facility Name:	Shore Health Hospital Remediation	Constituent:	TPH-DRO with SGC
Conducted By:	KK	Concentration Units:	mg/L

Sampling Point ID:	MW-41						
Sampling Event	**Sampling Date**	**TPH-DRO WITH SGC CONCENTRATION (mg/L)**					
1	19-Jul-17	1.1					
2	28-Sep-17	1.5					
3	25-Oct-17	1.1					
4	26-Jan-18	4.4					
5	27-Mar-18	NS					
6	18-Apr-18	NS					
7	25-Apr-18	1.1					
8	30-May-18	1.8					
9	26-Jul-18	0.45					
10	18-Oct-18	0.6					
11	24-Jan-19	0.27					
12	24-Apr-19	0.43					
13	24-Jul-19	0.12					
14	24-Oct-19	0.34					
15	16-Jan-20	0.32					
16	16-Apr-20	0.11					
17	16-Jul-20	0.15					
18	20-Oct-20	0.49					
19	11-Jan-21	0.17					
20	26-Apr-21	<0.1					
21	26-Jul-21	0.13					
22	11-Oct-21	<0.1					
23	22-Feb-22	<0.1					
24	12-May-22	<0.1					
25	25-Aug-22	<0.1					
26							
27							
28							
29							
30							
Coefficient of Variation:		1.27					
Mann-Kendall Statistic (S):		-92					
Confidence Factor:		>99.9%					
Concentration Trend:		Decreasing					

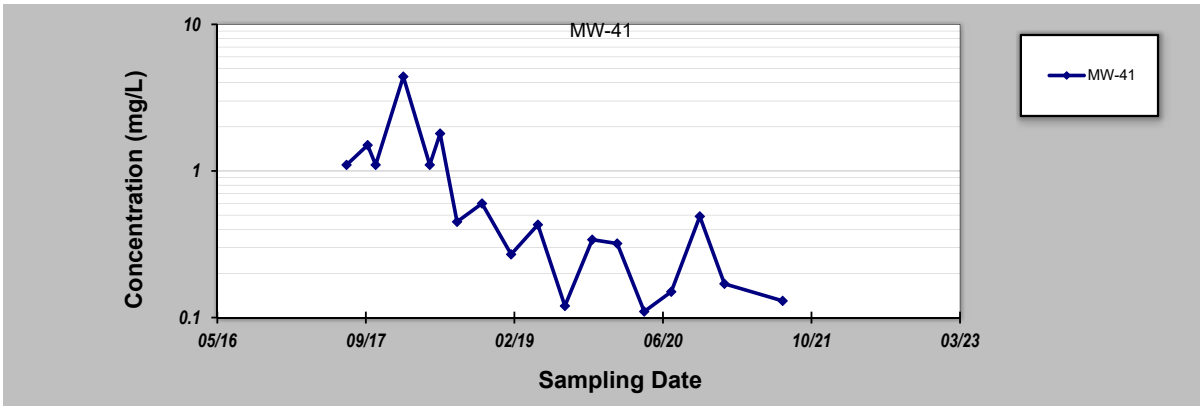

Notes:

1. At least four independent sampling events per well are required for calculating the trend. *Methodology is valid for 4 to 40 samples.*
2. Confidence in Trend = Confidence (in percent) that constituent concentration is increasing (S>0) or decreasing (S<0): >95% = Increasing or Decreasing; ≥ 90% = Probably Increasing or Probably Decreasing; < 90% and S>0 = No Trend; < 90%, S≤0, and COV ≥ 1 = No Trend; < 90% and COV < 1 = Stable.
3. Methodology based on "MAROS: A Decision Support System for Optimizing Monitoring Plans", J.J. Aziz, M. Ling, H.S. Rifai, C.J. Newell, and J.R. Gonzales, *Ground Water*, 41(3):355-367, 2003.

DISCLAIMER: *The GSI Mann-Kendall Toolkit is available "as is". Considerable care has been exercised in preparing this software product; however, no party, including without limitation GSI Environmental Inc., makes any representation or warranty regarding the accuracy, correctness, or completeness of the information contained herein, and no such party shall be liable for any direct, indirect, consequential, incidental or other damages resulting from the use of this product or the information contained herein. Information in this publication is subject to change without notice. GSI Environmental Inc., disclaims any responsibility or obligation to update the information contained herein.*

GSI Environmental Inc., www.gsi-net.com

GSI MANN-KENDALL TOOLKIT
for Constituent Trend Analysis

Evaluation Date:	29-Sep-22	Job ID:	072747
Facility Name:	Shore Health Hospital Remediation	Constituent:	TPH-DRO with SGC
Conducted By:	KK	Concentration Units:	mg/L

Sampling Point ID:	MW-43						
Sampling Event	**Sampling Date**	**TPH-DRO WITH SGC CONCENTRATION (mg/L)**					
1	19-Jul-17	0.85					
2	28-Sep-17	NS					
3	25-Oct-17	0.51					
4	26-Jan-18	0.25					
5	27-Mar-18	NS					
6	18-Apr-18	NS					
7	25-Apr-18	1.5					
8	30-May-18	1.2					
9	26-Jul-18	0.63					
10	18-Oct-18	0.58					
11	24-Jan-19	1.4					
12	24-Apr-19	0.7					
13	24-Jul-19	1					
14	24-Oct-19	1.7					
15	16-Jan-20	1.6					
16	16-Apr-20	0.49					
17	16-Jul-20	0.63					
18	20-Oct-20	0.6					
19	11-Jan-21	0.15					
20	26-Apr-21	0.39					
21	26-Jul-21	0.44					
22	11-Oct-21	0.25					
23	22-Feb-22	<0.1					
24	11-May-22	0.13					
25	8-Jun-22	<0.10					
26	14-Jul-22	<0.10					
27	24-Aug-22	0.34					
28	14-Sep-22	0.19					
29							
30							
Coefficient of Variation:		0.69					
Mann-Kendall Statistic (S):		-95					
Confidence Factor:		99.7%					
Concentration Trend:		Decreasing					

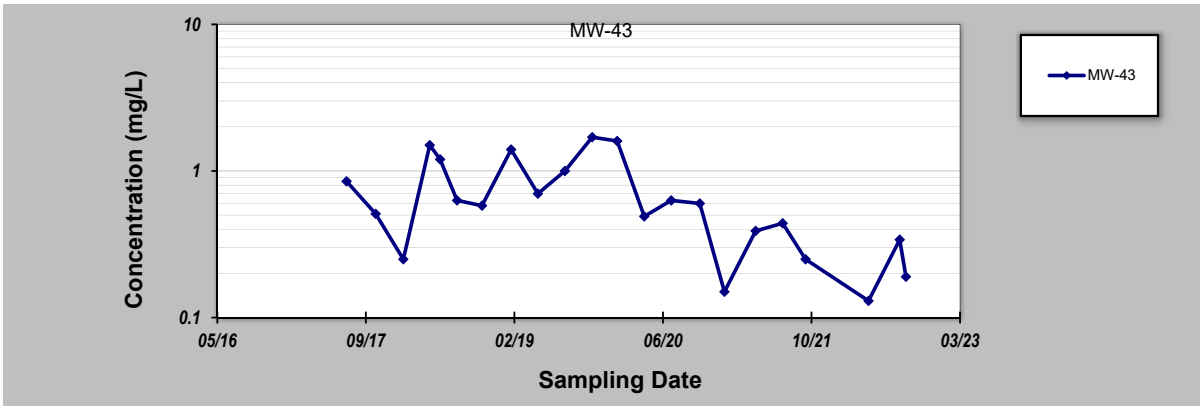

Notes:

1. At least four independent sampling events per well are required for calculating the trend. *Methodology is valid for 4 to 40 samples.*
2. Confidence in Trend = Confidence (in percent) that constituent concentration is increasing (S>0) or decreasing (S<0): >95% = Increasing or Decreasing; ≥ 90% = Probably Increasing or Probably Decreasing; < 90% and S>0 = No Trend; < 90%, S≤0, and COV ≥ 1 = No Trend; < 90% and COV < 1 = Stable.
3. Methodology based on "MAROS: A Decision Support System for Optimizing Monitoring Plans", J.J. Aziz, M. Ling, H.S. Rifai, C.J. Newell, and J.R. Gonzales, *Ground Water*, 41(3):355-367, 2003.

DISCLAIMER: *The GSI Mann-Kendall Toolkit is available "as is". Considerable care has been exercised in preparing this software product; however, no party, including without limitation GSI Environmental Inc., makes any representation or warranty regarding the accuracy, correctness, or completeness of the information contained herein, and no such party shall be liable for any direct, indirect, consequential, incidental or other damages resulting from the use of this product or the information contained herein. Information in this publication is subject to change without notice. GSI Environmental Inc., disclaims any responsibility or obligation to update the information contained herein.*

GSI Environmental Inc., www.gsi-net.com

GSI MANN-KENDALL TOOLKIT
for Constituent Trend Analysis

Evaluation Date:	29-Sep-22	Job ID:	072747
Facility Name:	Shore Health Hospital Remediation	Constituent:	TPH-DRO with SGC
Conducted By:	KK	Concentration Units:	mg/L

Sampling Point ID: MW-45

Sampling Event	Sampling Date	TPH-DRO WITH SGC CONCENTRATION (mg/L)						
1	19-Jul-17	<0.1						
2	28-Sep-17	NS						
3	25-Oct-17	<0.03						
4	26-Jan-18	<0.1						
5	27-Mar-18	0.17						
6	18-Apr-18	1						
7	25-Apr-18	0.4						
8	30-May-18	0.77						
9	26-Jul-18	0.33						
10	18-Oct-18	1.9						
11	24-Jan-19	0.29						
12	24-Apr-19	0.44						
13	24-Jul-19	1.1						
14	24-Oct-19	0.59						
15	16-Jan-20	0.41						
16	16-Apr-20	0.56						
17	16-Jul-20	0.22						
18	20-Oct-20	0.6						
19	11-Jan-21	0.25						
20	26-Apr-21	0.35						
21	26-Jul-21	2.1						
22	11-Oct-21	0.68						
23	22-Feb-22	0.32						
24	11-May-22	0.11						
25	9-Jun-22	<0.10						
26	15-Jul-22	<0.10						
27	24-Aug-22	0.31						
28	15-Sep-22	0.36						
29								
30								
Coefficient of Variation:		0.86						
Mann-Kendall Statistic (S):		-31						
Confidence Factor:		79.9%						
Concentration Trend:		Stable						

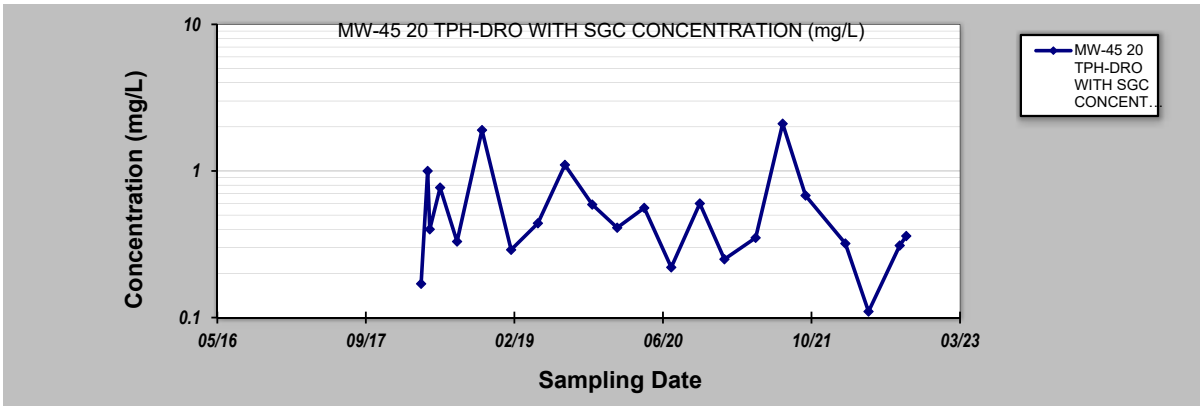

Notes:

1. At least four independent sampling events per well are required for calculating the trend. *Methodology is valid for 4 to 40 samples.*
2. Confidence in Trend = Confidence (in percent) that constituent concentration is increasing (S>0) or decreasing (S<0): >95% = Increasing or Decreasing; ≥ 90% = Probably Increasing or Probably Decreasing; < 90% and S>0 = No Trend; < 90%, S≤0, and COV ≥ 1 = No Trend; < 90% and COV < 1 = Stable.
3. Methodology based on "MAROS: A Decision Support System for Optimizing Monitoring Plans", J.J. Aziz, M. Ling, H.S. Rifai, C.J. Newell, and J.R. Gonzales, *Ground Water*, 41(3):355-367, 2003.

DISCLAIMER: *The GSI Mann-Kendall Toolkit is available "as is". Considerable care has been exercised in preparing this software product; however, no party, including without limitation GSI Environmental Inc., makes any representation or warranty regarding the accuracy, correctness, or completeness of the information contained herein, and no such party shall be liable for any direct, indirect, consequential, incidental or other damages resulting from the use of this product or the information contained herein. Information in this publication is subject to change without notice. GSI Environmental Inc., disclaims any responsibility or obligation to update the information contained herein.*

GSI Environmental Inc., www.gsi-net.com

GSI MANN-KENDALL TOOLKIT
for Constituent Trend Analysis

Evaluation Date:	29-Sep-22	Job ID:	072747
Facility Name:	Shore Health Hospital Remediation	Constituent:	TPH-DRO with SGC
Conducted By:	KK	Concentration Units:	mg/L

Sampling Point ID:	MW-46						
Sampling Event	**Sampling Date**	**TPH-DRO WITH SGC CONCENTRATION (mg/L)**					
1	19-Jul-17	0.1					
2	28-Sep-17	NS					
3	25-Oct-17	1.8					
4	26-Jan-18	4.8					
5	27-Mar-18	NS					
6	18-Apr-18	NS					
7	25-Apr-18	3.9					
8	30-May-18	1.3					
9	26-Jul-18	0.48					
10	18-Oct-18	1.8					
11	24-Jan-19	1.1					
12	24-Apr-19	0.42					
13	24-Jul-19	0.69					
14	24-Oct-19	0.91					
15	16-Jan-20	0.78					
16	16-Apr-20	0.54					
17	16-Jul-20	0.28					
18	20-Oct-20	0.98					
19	11-Jan-21	0.51					
20	26-Apr-21	0.81					
21	26-Jul-21	0.35					
22	11-Oct-21	0.47					
23	22-Feb-22	0.71					
24	11-May-22	1.3					
25	9-Jun-22	0.16					
26	15-Jul-22	0.42					
27	24-Aug-22	0.72					
28	15-Sep-22	0.59					
29							
30							
Coefficient of Variation:		1.06					
Mann-Kendall Statistic (S):		-87					
Confidence Factor:		97.8%					
Concentration Trend:		Decreasing					

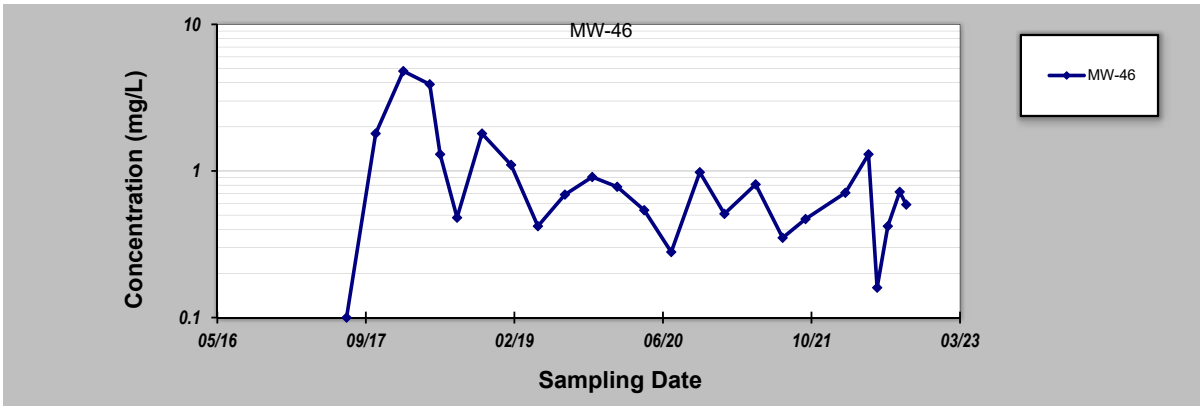

Notes:

1. At least four independent sampling events per well are required for calculating the trend. *Methodology is valid for 4 to 40 samples.*
2. Confidence in Trend = Confidence (in percent) that constituent concentration is increasing (S>0) or decreasing (S<0): >95% = Increasing or Decreasing; ≥ 90% = Probably Increasing or Probably Decreasing; < 90% and S>0 = No Trend; < 90%, S≤0, and COV ≥ 1 = No Trend; < 90% and COV < 1 = Stable.
3. Methodology based on "MAROS: A Decision Support System for Optimizing Monitoring Plans", J.J. Aziz, M. Ling, H.S. Rifai, C.J. Newell, and J.R. Gonzales, *Ground Water*, 41(3):355-367, 2003.

DISCLAIMER: *The GSI Mann-Kendall Toolkit is available "as is". Considerable care has been exercised in preparing this software product; however, no party, including without limitation GSI Environmental Inc., makes any representation or warranty regarding the accuracy, correctness, or completeness of the information contained herein, and no such party shall be liable for any direct, indirect, consequential, incidental or other damages resulting from the use of this product or the information contained herein. Information in this publication is subject to change without notice. GSI Environmental Inc., disclaims any responsibility or obligation to update the information contained herein.*

GSI Environmental Inc., www.gsi-net.com

GSI MANN-KENDALL TOOLKIT
for Constituent Trend Analysis

Evaluation Date:	29-Sep-22	Job ID:	072747
Facility Name:	Shore Health Hospital Remediation	Constituent:	TPH-DRO with SGC
Conducted By:	KK	Concentration Units:	mg/L

Sampling Point ID:	MW-47						
Sampling Event	**Sampling Date**	**TPH-DRO WITH SGC CONCENTRATION (mg/L)**					
1	19-Jul-17	3.9					
2	28-Sep-17	5.9					
3	25-Oct-17	4.7					
4	26-Jan-18	5.7					
5	27-Mar-18	NS					
6	18-Apr-18	NS					
7	25-Apr-18	1.8					
8	30-May-18	4.2					
9	26-Jul-18	1					
10	18-Oct-18	3.9					
11	24-Jan-19	0.55					
12	24-Apr-19	1.4					
13	24-Jul-19	0.51					
14	24-Oct-19	1.6					
15	16-Jan-20	0.71					
16	16-Apr-20	0.85					
17	16-Jul-20	0.42					
18	20-Oct-20	0.92					
19	11-Jan-21	0.34					
20	26-Apr-21	0.37					
21	26-Jul-21	<0.1					
22	11-Oct-21	0.27					
23	22-Feb-22	0.24					
24	12-May-22	0.24					
25	9-Jun-22	0.245					
26	15-Jul-22	<0.10					
27	25-Aug-22	0.18					
28	15-Sep-22	0.15					
29							
30							
Coefficient of Variation:		1.13					
Mann-Kendall Statistic (S):		-220					
Confidence Factor:		>99.9%					
Concentration Trend:		Decreasing					

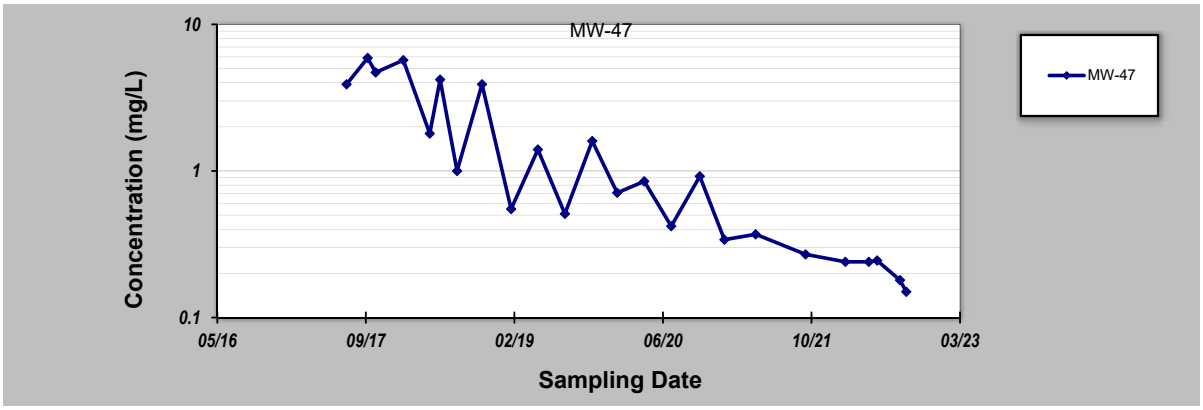

Notes:

1. At least four independent sampling events per well are required for calculating the trend. *Methodology is valid for 4 to 40 samples.*
2. Confidence in Trend = Confidence (in percent) that constituent concentration is increasing (S>0) or decreasing (S<0): >95% = Increasing or Decreasing; ≥ 90% = Probably Increasing or Probably Decreasing; < 90% and S>0 = No Trend; < 90%, S≤0, and COV ≥ 1 = No Trend; < 90% and COV < 1 = Stable.
3. Methodology based on "MAROS: A Decision Support System for Optimizing Monitoring Plans", J.J. Aziz, M. Ling, H.S. Rifai, C.J. Newell, and J.R. Gonzales, *Ground Water*, 41(3):355-367, 2003.

DISCLAIMER: *The GSI Mann-Kendall Toolkit is available "as is". Considerable care has been exercised in preparing this software product; however, no party, including without limitation GSI Environmental Inc., makes any representation or warranty regarding the accuracy, correctness, or completeness of the information contained herein, and no such party shall be liable for any direct, indirect, consequential, incidental or other damages resulting from the use of this product or the information contained herein. Information in this publication is subject to change without notice. GSI Environmental Inc., disclaims any responsibility or obligation to update the information contained herein.*

GSI Environmental Inc., www.gsi-net.com

GSI MANN-KENDALL TOOLKIT
for Constituent Trend Analysis

Evaluation Date:	29-Sep-22	Job ID:	072747
Facility Name:	Shore Health Hospital Remediation	Constituent:	TPH-DRO with SGC
Conducted By:	KK	Concentration Units:	mg/L

Sampling Point ID:	MW-51						
Sampling Event	**Sampling Date**	**TPH-DRO WITH SGC CONCENTRATION (mg/L)**					
1	19-Jul-17	1.2					
2	28-Sep-17	11					
3	25-Oct-17	4.1					
4	26-Jan-18	11					
5	27-Mar-18	0.86					
6	18-Apr-18	1					
7	25-Apr-18	1					
8	30-May-18	1.9					
9	26-Jul-18	0.33					
10	18-Oct-18	0.74					
11	24-Jan-19	1					
12	24-Apr-19	0.19					
13	24-Jul-19	0.11					
14	24-Oct-19	0.11					
15	16-Jan-20	<0.1					
16	16-Apr-20	<0.1					
17	16-Jul-20	0.13					
18	20-Oct-20	<0.1					
19	11-Jan-21	<0.1					
20	26-Apr-21	<0.1					
21	26-Jul-21	<0.1					
22	11-Oct-21	<0.1					
23	22-Feb-22	<0.1					
24	11-May-22	<0.1					
25	8-Jun-22	<0.1					
26	14-Jul-22	<0.1					
27	23-Aug-22	<0.1					
28	15-Sep-22	<0.1					
29							
30							
Coefficient of Variation:		1.59					
Mann-Kendall Statistic (S):		-68					
Confidence Factor:		>99.9%					
Concentration Trend:		Decreasing					

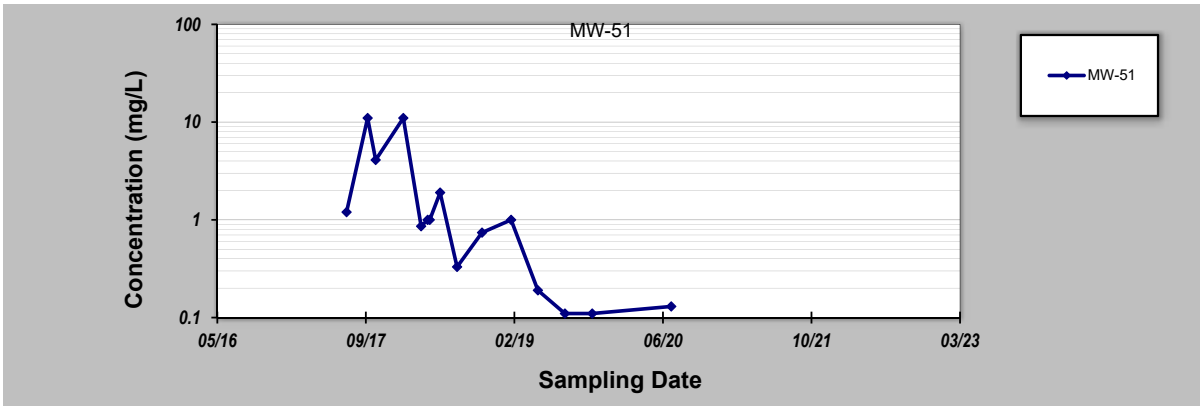

Notes:

1. At least four independent sampling events per well are required for calculating the trend. *Methodology is valid for 4 to 40 samples.*
2. Confidence in Trend = Confidence (in percent) that constituent concentration is increasing (S>0) or decreasing (S<0): >95% = Increasing or Decreasing; ≥ 90% = Probably Increasing or Probably Decreasing; < 90% and S>0 = No Trend; < 90%, S≤0, and COV ≥ 1 = No Trend; < 90% and COV < 1 = Stable.
3. Methodology based on "MAROS: A Decision Support System for Optimizing Monitoring Plans", J.J. Aziz, M. Ling, H.S. Rifai, C.J. Newell, and J.R. Gonzales, *Ground Water*, 41(3):355-367, 2003.

DISCLAIMER: *The GSI Mann-Kendall Toolkit is available "as is". Considerable care has been exercised in preparing this software product; however, no party, including without limitation GSI Environmental Inc., makes any representation or warranty regarding the accuracy, correctness, or completeness of the information contained herein, and no such party shall be liable for any direct, indirect, consequential, incidental or other damages resulting from the use of this product or the information contained herein. Information in this publication is subject to change without notice. GSI Environmental Inc., disclaims any responsibility or obligation to update the information contained herein.*

GSI Environmental Inc., www.gsi-net.com

GSI MANN-KENDALL TOOLKIT
for Constituent Trend Analysis

Evaluation Date:	29-Sep-22	Job ID:	072747
Facility Name:	Shore Health Hospital Remediation	Constituent:	TPH-DRO with SGC
Conducted By:	KK	Concentration Units:	mg/L

Sampling Point ID:	MW-53						
Sampling Event	**Sampling Date**	**TPH-DRO WITH SGC CONCENTRATION (mg/L)**					
1	19-Jul-17	NS					
2	28-Sep-17	NS					
3	25-Oct-17	NS					
4	26-Jan-18	NS					
5	27-Mar-18	NS					
6	18-Apr-18	NS					
7	25-Apr-18	NS					
8	30-May-18	1.6					
9	26-Jul-18	0.92					
10	18-Oct-18	0.27					
11	24-Jan-19	0.21					
12	24-Apr-19	0.32					
13	24-Jul-19	0.22					
14	24-Oct-19	0.86					
15	16-Jan-20	0.99					
16	16-Apr-20	0.81					
17	16-Jul-20	0.36					
18	20-Oct-20	0.53					
19	11-Jan-21	0.31					
20	26-Apr-21	0.15					
21	26-Jul-21	<0.1					
22	11-Oct-21	<0.1					
23	22-Feb-22	<0.1					
24	11-May-22	<0.1					
25	24-Aug-22	<0.1					
26							
27							
28							
29							
30							
Coefficient of Variation:		0.74					
Mann-Kendall Statistic (S):		-20					
Confidence Factor:		87.4%					
Concentration Trend:		Stable					

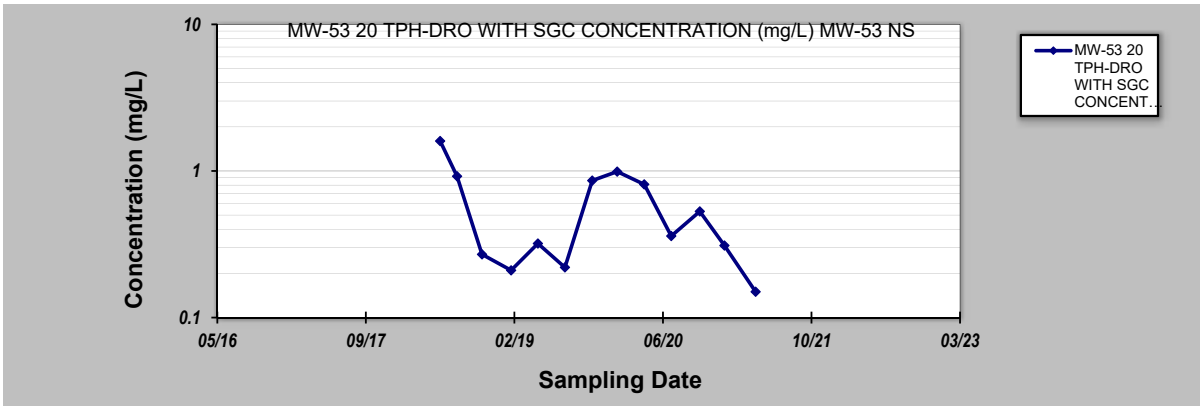

Notes:

1. At least four independent sampling events per well are required for calculating the trend. *Methodology is valid for 4 to 40 samples.*
2. Confidence in Trend = Confidence (in percent) that constituent concentration is increasing (S>0) or decreasing (S<0): >95% = Increasing or Decreasing; ≥ 90% = Probably Increasing or Probably Decreasing; < 90% and S>0 = No Trend; < 90%, S≤0, and COV ≥ 1 = No Trend; < 90% and COV < 1 = Stable.
3. Methodology based on "MAROS: A Decision Support System for Optimizing Monitoring Plans", J.J. Aziz, M. Ling, H.S. Rifai, C.J. Newell, and J.R. Gonzales, *Ground Water*, 41(3):355-367, 2003.

DISCLAIMER: *The GSI Mann-Kendall Toolkit is available "as is". Considerable care has been exercised in preparing this software product; however, no party, including without limitation GSI Environmental Inc., makes any representation or warranty regarding the accuracy, correctness, or completeness of the information contained herein, and no such party shall be liable for any direct, indirect, consequential, incidental or other damages resulting from the use of this product or the information contained herein. Information in this publication is subject to change without notice. GSI Environmental Inc., disclaims any responsibility or obligation to update the information contained herein.*

GSI Environmental Inc., www.gsi-net.com

GSI MANN-KENDALL TOOLKIT
for Constituent Trend Analysis

Evaluation Date:	29-Sep-22	Job ID:	072747
Facility Name:	Shore Health Hospital Remediation	Constituent:	TPH-DRO with SGC
Conducted By:	KK	Concentration Units:	mg/L

Sampling Point ID:	MW-54						
Sampling Event	**Sampling Date**	**TPH-DRO WITH SGC CONCENTRATION (mg/L)**					
1	19-Jul-17	16					
2	28-Sep-17	9.2					
3	25-Oct-17	4.1					
4	26-Jan-18	20					
5	27-Mar-18	8.6					
6	18-Apr-18	5.5					
7	25-Apr-18	3.4					
8	30-May-18	6.2					
9	26-Jul-18	1.3					
10	18-Oct-18	0.82					
11	24-Jan-19	0.25					
12	24-Apr-19	0.56					
13	24-Jul-19	0.3					
14	24-Oct-19	0.43					
15	16-Jan-20	0.82					
16	16-Apr-20	0.22					
17	16-Jul-20	0.51					
18	20-Oct-20	0.51					
19	11-Jan-21	0.43					
20	26-Apr-21	0.36					
21	26-Jul-21	0.39					
22	11-Oct-21	0.48					
23	23-Feb-22	0.21					
24	11-May-22	0.28					
25	9-Jun-22	<0.10					
26	15-Jul-22	0.14					
27	25-Aug-22	0.87					
28	15-Sep-22	0.5					
29							
30							
Coefficient of Variation:		1.66					
Mann-Kendall Statistic (S):		-206					
Confidence Factor:		>99.9%					
Concentration Trend:		Decreasing					

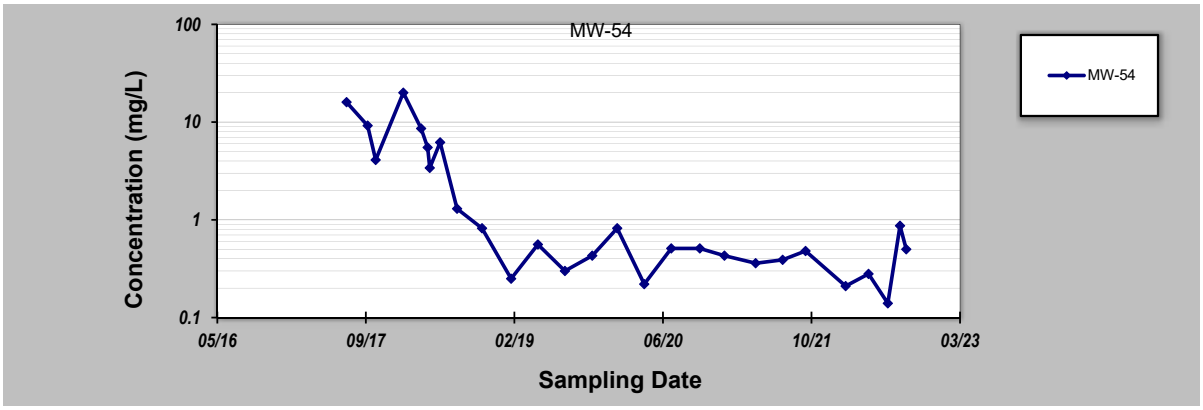

Notes:

1. At least four independent sampling events per well are required for calculating the trend. *Methodology is valid for 4 to 40 samples.*
2. Confidence in Trend = Confidence (in percent) that constituent concentration is increasing (S>0) or decreasing (S<0): >95% = Increasing or Decreasing; ≥ 90% = Probably Increasing or Probably Decreasing; < 90% and S>0 = No Trend; < 90%, S≤0, and COV ≥ 1 = No Trend; < 90% and COV < 1 = Stable.
3. Methodology based on "MAROS: A Decision Support System for Optimizing Monitoring Plans", J.J. Aziz, M. Ling, H.S. Rifai, C.J. Newell, and J.R. Gonzales, *Ground Water*, 41(3):355-367, 2003.

DISCLAIMER: *The GSI Mann-Kendall Toolkit is available "as is". Considerable care has been exercised in preparing this software product; however, no party, including without limitation GSI Environmental Inc., makes any representation or warranty regarding the accuracy, correctness, or completeness of the information contained herein, and no such party shall be liable for any direct, indirect, consequential, incidental or other damages resulting from the use of this product or the information contained herein. Information in this publication is subject to change without notice. GSI Environmental Inc., disclaims any responsibility or obligation to update the information contained herein.*

GSI Environmental Inc., www.gsi-net.com

Appendix E

Limited Subsurface Investigation Report by Apex Companies, LLC (September 23, 2022)

LIMITED SUBSURFACE INVESTIGATION REPORT

University of Maryland Shore Medical Center
Formerly Chester River Hospital Center
100 Brown Street
Chestertown, Maryland 21620

Apex Job No.: TOW029-0309010-22008272

September 23, 2022

Prepared for:

Town of Chestertown
Attn: Mr. Bob Sipes, Utilities Manager
118 N. Cross Street
Chestertown, Maryland 21620

Prepared by:

Calvin Mentzer
Project Manager

Reviewed by:

Charles T. Harrison, PG
Senior Project Manager

TABLE OF CONTENTS

1.0 INTRODUCTION & BACKGROUND 1

2.0 SUBSURFACE INVESTIGATION ACTIVITIES 2

2.1 High-Resolution Site Characterization 2

2.2 Soil Sampling & Analysis 3

2.3 Installation of Temporary Groundwater Wells 3

2.4 Groundwater Sampling & Analysis Plan 4

3.0 RESULTS OF THE LIMITED SITE INVESTIGATION 5

3.1 Subsurface Conditions 5

3.2 Field Screening Analysis 5

3.3 Soil Analytical Results 5

3.3.1 VOCs 6

3.3.2 TPH-GRO and TPH-DRO 6

3.4 Groundwater Analytical Results 6

3.4.1 VOCs 6

3.4.2 TPH-GRO and TPH-DRO 7

4.0 SUMMARY AND CONCLUSIONS 8

FIGURES

Figure 1 Site Location Map
Figure 2 Sample Location Map
Figure 3 Soil Boring & Temporary Well Location Map
Figure 4 Apex Temporary Wells & Historical Monitoring Wells

TABLES

Table 1 Temporary Well Gauging Data
Table 2 Water Quality Parameters
Table 3 Summary of Laboratory Results of Soil Samples
Table 4 Summary of Laboratory Results of Groundwater Samples

ATTACHMENTS

Attachment 1 Proposed Work Plan for Limited Subsurface Investigation
Attachment 2 HRSC OIP Boring Logs
Attachment 3 Apex Soil Boring Logs
Attachment 4 IDW Disposal Manifest
Attachment 5 Photographic Documentation
Attachment 6 Laboratory Analytical Results of Soil Samples
Attachment 7 Laboratory Analytical Results of Groundwater Samples

1.0 INTRODUCTION & BACKGROUND

On behalf of the Town of Chestertown (Client), Apex Companies, LLC (Apex) is pleased to provide this Limited Subsurface Investigation (LSI) Report for environmental services completed at the Shore Medical Center (Hospital) located at 100 Brown Street in Chestertown, Maryland (hereinafter referred to as 'Site').

The Site, specifically the Hospital, consists of one (1) parcel of land (Parcel No. 1642, Map-0202, Grid-0009) comprising approximately 6.48 acres. The Site is currently developed as one (1) hospital center on the northern portion which totals approximately 90,056 square feet of above grade space. The remainder of the Site consists of paved parking lots and grass covered areas bordering the parking lots. Surrounding properties generally consist of residential properties to the north and south, additional medical buildings to the east and Washington College residential halls to the west. A Site location map is presented as **Figure 1**. A Site Map is included as **Figure 2**.

Around June 1987, the Hospital reported tank test failures associated with one (1) 1,000-gallon underground storage tank (UST) and one (1) 10,000-gallon UST, both containing #2 heating oil, to the Maryland Department of the Environment (MDE). On-site monitoring wells were installed at the Site in 1989 for investigation of groundwater conditions. The wells were sampled and revealed that groundwater had been impacted with total petroleum hydrocarbons (TPH), linked to the historic tank failures at the Hospital. The MDE Oil Control Program (OCP) assigned the Site Case No. 1987-2534-KE to the Site. In May 1991, the Hospital installed a groundwater remediation system for recovery of light non-aqueous phase liquids (LNAPL), often referred to as "free product", from the subsurface to mitigate the on-site petroleum plume. Between 1991 and 1999, various wells were replaced and upgrades to the system were completed. An approximate total of 83,428 gallons of LNAPL had been recovered by March 2012. Various remediation efforts and activities continued through April 2021, when MDE approved of system shutdown in the "Pilot Pumping System Shutdown Approval", dated April 1, 2022. Apex understands the system was deactivated shortly thereafter, and the Hospital's environmental consultant (Gannett Fleming) then implemented the post-remedial monitoring set forth in the approved Work Plan. Additional MDE OCP documents related to Case No. 1987-2534-KE can be accessed through MDE's webpage: https://mde.maryland.gov/programs/land/oilcontrol/pages/remediationsites.aspx.

Apex prepared a Proposed Work Plan for LSI, dated October 7, 2021, on behalf of the Client for proposed Site investigations. Upon review and approval, Apex implemented the Work Plan activities at the Site. The Work Plan is included as **Attachment 1**. The LSI included the completion of eight (8) high-resolution optical image profiler (OIP) borings, eight (8) soil borings, installation of eight (8) temporary monitoring wells, and the collection of soil and groundwater samples at the Site to evaluate current subsurface conditions. The LSI findings are presented below.

2.0 SUBSURFACE INVESTIGATION ACTIVITIES

2.1 High-Resolution Site Characterization

Prior to initiating field activities, Apex contacted 'Miss Utility' to ensure that subsurface utility locations were identified and marked. The 'Miss Utility' system locates underground utilities in public spaces and on easements. Apex thus contracted with a private utility locator, Utility Locating Service, Inc., to identify subsurface utilities on private space in and around the proposed boring locations for this investigation. In addition, Apex subcontracted with A-Zone Environmental Services (A-Zone) for physical clearance of each boring location on August 8, 2022, utilizing soil vacuum excavation methods or "air-knifing" procedures to avoid potential conflicts with underground utilities.

On August 9, 2022, prior to soil boring and sampling activities, Apex and its Maryland-licensed driller A-Zone and subcontractor S_2C_2, mobilized to the Site with a track-mounted 7822 Geoprobe™, direct-push (DP) rig to conduct high-resolution site characterization (HRSC) investigative methods at eight (8) locations, coexistent with the planned soil boring locations. The selected OIP technology, developed by Geoprobe™, consisted of a DP fluorescence tool that can efficiently delineate LNAPL hydrocarbon fuels, such as fuels and heating oil, and provided additional hydrostratigraphic information of the soil column. The OIP-UV probe and relay system provided real-time information in the field during advancement by use of an UV LED and visible light camera. Multiple data sets were created during advancement of the OIP tool in the subsurface including electrical conductivity (EC) for inferences on soil types and qualitative grain size encountered, percent areal fluorescence to evaluate detection of LNAPL, estimated hydraulic conductivity (K) for evaluating hydrostratigraphy and UV light images of the existing formation and visible light images from selected depth.

A total of eight (8) HRSC OIP borings were completed on August 9-10, 2022. Pre-selected locations HRSC OIP borings were coupled with the soil boring locations and are presented in **Figure 3**. HRSC OIP boring depths ranged from 43 ft below grade surface (bgs) to a maximum of 62 ft bgs. The HRSC OIP boring logs are included as **Attachment 2**. HRSC OIP data from only two (2) of the eight (8) borings, identified as SB5-OHIP and SB6-OIHP, exhibited UV florescence in the formation matrix at approximate depths of 40.7 feet bgs and 43.2 ft bgs, respectively, which are indications of the presence of residual LNAPL at the soil /water interface. Of note, the evidence of residual petroleum impacts noted within the SB5 and SB6 borings are located within the former active remediation area (parking lot) directly due south of the Hospital. Residual soil petroleum contamination has been historically documented within these areas, most recently in the 2016 Subsurface Investigation Report completed by H&B Solution, LLC.

2.2 Soil Sampling & Analysis

On August 11-12, 2022, Apex continued LSI activities at the Site to evaluate soil and groundwater conditions using the track-mounted DP Geoprobe™ rig, operated by A-Zone to conduct soil borings and install temporary wells at pre-selected locations. A map showing the soil boring and temporary well locations is included as **Figure 3**.

Field samples were collected continuously from the surface to the terminus of the borings. At each soil boring location, SB1 through SB8, a 60-inch long, 2-inch outer diameter (OD) probe was advanced into the subsurface and every 5-foot thereafter. Apex's on-site geologist conducted field screening of retrieved soil cores for evidence of volatile organic compounds (VOCs) using a calibrated photoionization detector (PID), which is useful for detecting VOCs such as those typically associated with petroleum compounds. A log of each boring was maintained that included the sample number, depth interval, field screening results, soil description, and other pertinent information (such as moisture content, odor, and percent sample recovery). Apex's soil boring logs are provided as **Attachment 3**. The soil borings were advanced to depths of 35 ft bgs to a maximum of 50 feet bgs depending upon the water table at each location.

Soil samples from each soil boring macrocore were collected and retained for laboratory analysis. Two (2) soil samples from each boring were generally selected based on the highest recorded PID reading of the soil samples, soils exhibiting olfactory evidence of petroleum impacts or soils located above the groundwater table. Samples were transferred directly into pre-preserved laboratory-provided containers with Teflon-lined lids, labeled and stored on ice pending delivery to the laboratory. Soils not collected for sample analysis were stored on-site in 55-steel drums pending off-site disposal. The soil samples were submitted to Phase Separation Science, Inc. (Phase) of Baltimore, Maryland, under proper chain of custody (COC) procedures and analyzed for target compound list (TCL) VOCs, including naphthalene, using Environmental Protection Agency (EPA) Method 8260/5035 and TPH - gasoline and diesel range organics (GRO/DRO) using EPA Method 8015/5035.

2.3 Installation of Temporary Groundwater Wells

Following the completion of the soil borings, all eight (8) soil borings were converted into temporary wells, identified as TW1 through TW8. The wells were constructed with 1-inch PVC riser and generally 15 feet length of 1-inch diameter PVC slotted screen. The temporary well and historic monitoring well locations are shown in **Figure 4**. Management of the soil boring activities, sample logging, and temporary well installations were performed by Apex's on-site geologist.

Each temporary well was gauged to the nearest 0.01-foot using an oil/water interface probe, which is capable of measuring LNAPL thickness with an accuracy of 0.01 feet. LNAPL was not present in any of the temporary wells during each of the gauging events completed at the Site. Attachment 3 presents temporary well construction diagrams and well gauging data in each respective boring log.

2.4 Groundwater Sampling & Analysis Plan

After installation of the temporary well, a brief period of stabilization and gauging, Apex purged a minimum of three (3) well volumes to develop each well for representative groundwater conditions and communication with the surrounding formation aquifer. Purge water was containerized in 55-gallon DOT steel drums and stored on-site pending off-site disposal.

Prior to sampling groundwater for laboratory analysis, each temporary well network was allowed to stabilize for 24-hours and gauged. The well gauging data is presented in **Table 1**. Based on installation of temporary wells at the Site, Apex did not evaluate the gauging data for groundwater flow direction.

Apex collected a representative grab sample from each of the temporary wells between August 16 and 17, 2022. During low-flow purging using an air bladder pump, insufficient water volume and well recharge were observed to achieve continuous flow for monitoring. Apex personnel, thus, utilizing new polyethylene 0.75-inch bailers to extract groundwater from the temporary wells. Water quality parameters (pH, conductivity, temperature, dissolved oxygen and oxidation-reduction potential) were measured in the field utilizing a properly calibrated YSI multi-meter. A summary of the measurements of groundwater indicator field parameters of the temporary wells upon completion of purging are included as **Table 2**. Disposable equipment (e.g., bailer, gloves) were discarded after each well sampling. Sampling equipment (e.g., water level meter, YSI) were decontaminated between sampling locations using an Alconox wash, tap water rinse, distilled water rinse and air dry. Groundwater samples were transferred directly to pre-preserved laboratory-provided containers with Teflon-line lids, labeled and stored on ice pending delivery to the laboratory. Groundwater samples were submitted to Phase and analyzed for VOCs, including naphthalene, using EPA Method 8260 and TPH-GRO/DRO by EPA Method 8015, in accordance with the Work Plan.

Post-groundwater sample collection, Apex completed a final round of temporary well gauging on August 22, 2022. Temporary wells, TW1 through TW8, were properly abandoned by A-Zone. The 1-inch diameter PVC well materials were removed from the boreholes and a bentonite slurry

mixture was tremie piped from the terminus to surface grade. The borehole locations were patched with topsoil, as appropriate, after well abandonment.

3.0 RESULTS OF THE LIMITED SITE INVESTIGATION

The results of Apex's subsurface investigation are presented below.

3.1 Subsurface Conditions

Soil borings SB1 through SB8 completed during this investigation were advanced to depths ranging between 35 feet bgs and 50 feet bgs. The observed lithologies encountered from Apex's borings are documented on the soil boring logs included at Attachment 3. Based on the observations of the soil cores, the soils below the surface of the Site generally consisted of light reddish-brown sands and ironstone, grading to reddish-brown clayey sand at boring terminus. During advancement of the borings and based on soil core sample observations, groundwater was encountered between 27 and 42 feet bgs. Soil cores and purge water, i.e., investigative derived waste (IDW), were placed into two (2) properly labeled 55-gallon DOT steel drums and properly disposed off-site. The disposal manifests associated with the IDW is included as **Attachment 4**. Photo documentation of on-site LSI activities are presented as **Attachment 5**.

3.2 Field Screening Analysis

Headspace analyses of soil samples collected during installation of the soil borings were conducted using a PID, model MiniRae 3000 equipped with a 10.6 eV lamp calibrated to 100 parts per million (ppm) of isobutylene in air. This instrument has sufficient ionization energy to be capable of detecting VOC vapors for the compounds associated with petroleum hydrocarbons. PID headspace readings were collected from all macrocore soil samples in the eight (8) boring locations at depths ranging from 0 to 50 feet bgs. PID readings ranged from 0.0 ppm at various soil borings with no petroleum staining or odors (SB1, SB2, SB3, SB4, SB7, and SB8) to a maximum of 116 ppm in SB5 with a strong petroleum odor noted. The headspace monitoring data is presented on the soil boring logs provided in Attachment 3.

3.3 Soil Analytical Results

A total of 16 soil samples were collected from soil borings during LSI activities. All soil samples were analyzed for VOCs and TPH-GRO/DRO. Copies of laboratory analytical reports for soil samples are included as **Attachment 6**. Analytical results for the 16 soil samples are summarized

in **Table 3**. The detected concentrations were compared to the applicable MDE non-residential soil cleanup standards which are also included in Table 3.

3.3.1 VOCs

All soil samples were analyzed for VOCs. Various VOCs were detected above the reporting limit (RL) including 2-Butanone (MEK), acetone, isopropylbenzene and naphthalene. All detected VOC concentrations are below their respective MDE non-residential soil cleanup standards.

3.3.2 TPH-GRO and TPH-DRO

All soil samples were analyzed for TPH-GRO and TPH-DRO. A total of four (4) samples had detected TPH-GRO concentrations above the RL. Detected TPH-GRO concentrations ranged from 0.1 milligrams per kilogram (mg/kg) in SB5-25' to a maximum of 31 mg/kg in SB6-39'. None of the detected TPH-GRO concentrations exceed its respective MDE non-residential soil cleanup standard.

A total of three (3) samples had detected TPH-DRO concentrations above the RL. Detected TPH-DRO concentrations ranged from 77 mg/kg in SB6-44' to a maximum of 2,800 mg/kg in SB5-37'. Only the TPH-DRO concentration in SB5-37' exceeds its respective MDE non-residential soil cleanup standard.

3.4 Groundwater Analytical Results

Copies of groundwater samples laboratory analytical reports are included as **Attachment 7**. A total of eight (8) groundwater samples were collected from temporary wells at the Site. Detected analytical results of the groundwater samples are presented in **Table 4**. Analytical results are compared to the MDE groundwater cleanup standards for type I/II aquifers for which are also included in Table 4.

3.4.1 VOCs

All groundwater samples were analyzed for VOCs. Various VOCs were detected above the RL including acetone, isopropylbenzene and naphthalene. Naphthalene concentrations in TW5 and TW6 exceed its respective MDE groundwater cleanup standard of 0.17 micrograms per liter (µg/L). None of the other detected VOC concentrations exceed their respective MDE groundwater cleanup standards.

3.4.2 TPH-GRO and TPH-DRO

All groundwater samples were analyzed for TPH-GRO and TPH-DRO. TPH-DRO was non-detect (ND) at or above the RL in all temporary wells except for TW5 and TW6, which had detected TPH-DRO concentrations of 1.5 milligrams per liter (mg/L) and 0.45 mg/L, respectively. Both TPH-DRO concentrations in TW5 and TW6 exceed its respective MDE groundwater cleanup standard of 0.047 mg/L. All TPH-GRO concentrations were ND at or above the RL in each of the temporary wells.

4.0 SUMMARY AND CONCLUSIONS

Apex completed its Limited Subsurface Investigation at the University of Maryland Shore Medical Center, formerly Chester River Hospital Center, located at 100 Brown Street in Chestertown, Maryland in accordance with the approved proposal dated June 13, 2022. On-site activities were completed from August 8 through August 22, 2022, which included the completion of eight (8) HRSC OIP borings, eight (8) soil borings, installation of eight (8) temporary wells and collection of soil and groundwater samples. The following conclusions are made based on the laboratory analytical results for soil and groundwater samples collected during the LSI. All sample results were compared to the applicable MDE non-residential soil and groundwater cleanup standards. Apex's summary and conclusions are summarized below:

- HRSC OIP data from only two (2) of the eight (8) borings, identified as SB5-OHIP and SB6-OIHP, exhibited UV florescence in the formation matrix at approximate depths of 40.7 feet below grade surface (bgs) and 43.2 ft bgs, respectively, which are indications of the presence of residual LNAPL at the soil /water interface.

- A total of 16 soil samples were collected from eight (8) LSI soil borings and analyzed for VOCs and TPH-GRO/DRO.

    - All VOC concentrations are below their respective MDE non-residential soil cleanup standards.

    - All TPH-DRO and TPH-GRO concentrations were below their respective MDE non-residential soil cleanup standards except for the TPH-DRO concentration in SB5-37' (2,800 mg/kg), which exceed the MDE non-residential soil cleanup standard.

- A total of eight (8) groundwater samples were collected from eight (8) temporary wells and analyzed for VOCs and TPH-GRO/DRO.

    - All VOC concentrations are below their respective MDE groundwater cleanup standards for type I/II aquifers, except naphthalene concentrations in TW5 and TW6, which exceed its respective MDE groundwater cleanup standard.

    - All TPH-DRO and TPH-GRO concentrations were below their respective MDE groundwater cleanup standards for type I/II aquifers, except for TPH-DRO concentrations in TW5 (1.5 mg/L) and TW6 (0.45 mg/L), which exceed their respective MDE groundwater cleanup standards for type I/II aquifers.

Apex appreciates the opportunity to provide environmental consulting services to the Town of Chestertown. Should you have any questions regarding this LSI Report, please feel free to email cmentzer@apexcos.com or call at (202) 763-9779.

FIGURES AND TABLES

Figure 1
Site Location Map

University of Maryland Shore Medical Center
100 Brown Street
Chestertown, Maryland 21620

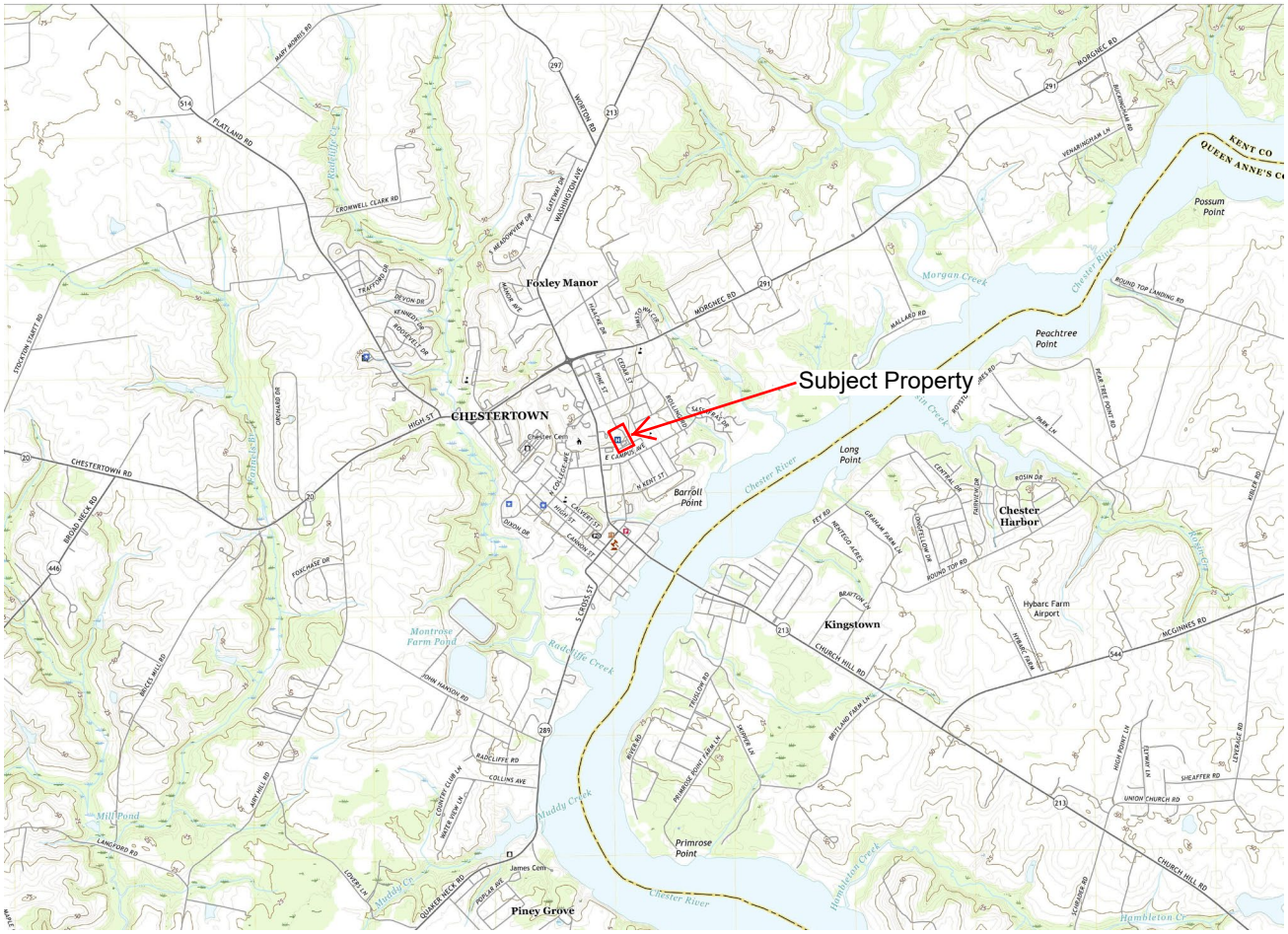

APEX
15850 Crabbs Branch Way
Suite 200
Rockville, MD 20855
Telephone: (301) 417-0200

Legend

Subject Property

Project: Limited Subsurface Investigation

Client: Town of Chestertown

Apex Job #: TOW029-0309010-22008272

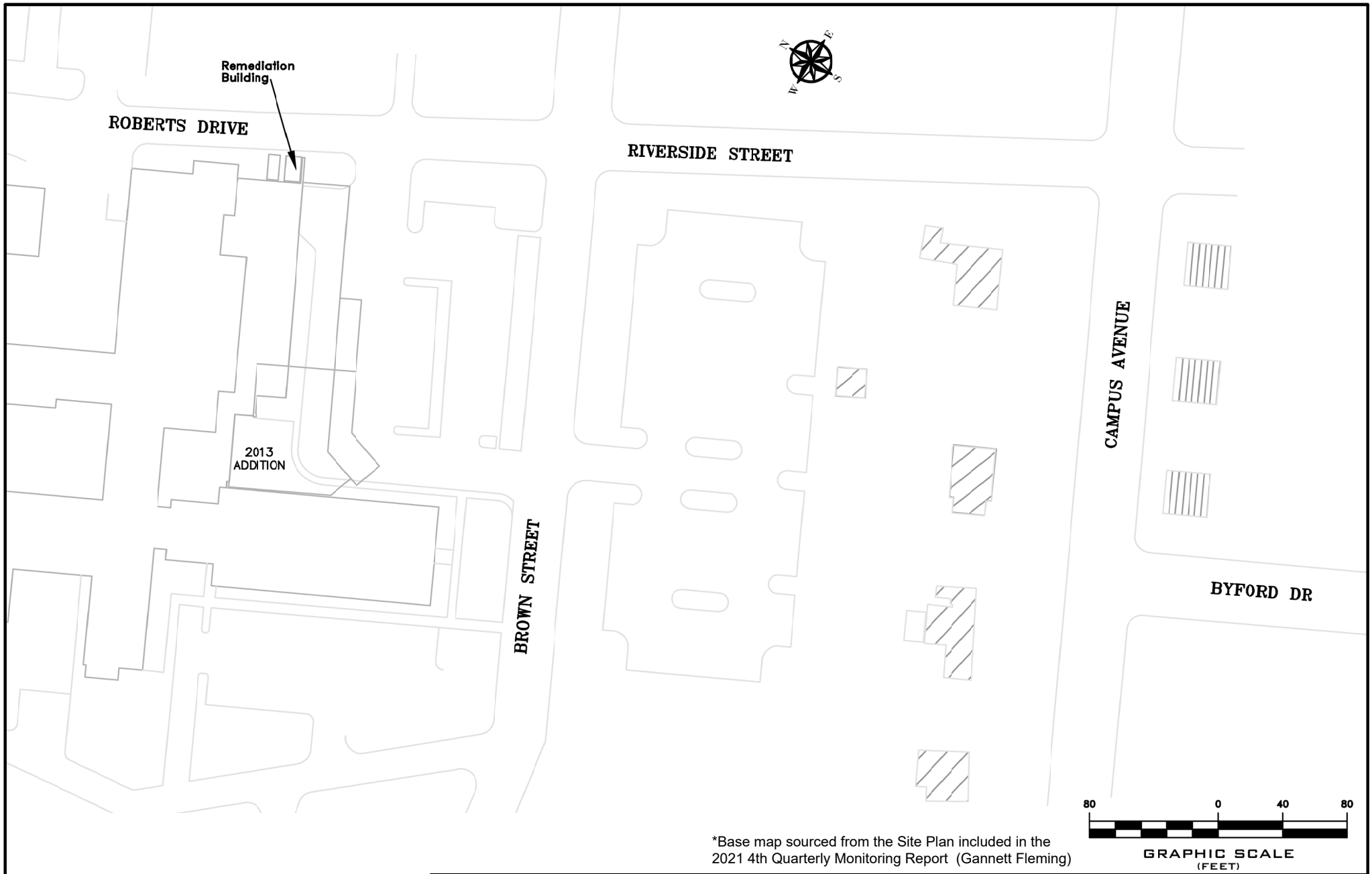

*Base map sourced from the Site Plan included in the 2021 4th Quarterly Monitoring Report (Gannett Fleming)

CHK BY	MF
DWN BY	MJO
DATE	8-31-22
SCALE	AS SHOWN
CAD NO.	FIG-2
PRJ NO.	TOW029-0309010-22008272

Site Map

CHESTER RIVER HOSPITAL CENTER
100 BROWN STREET
CHESTERTOWN, MARYLAND

APEX

FIGURE

2

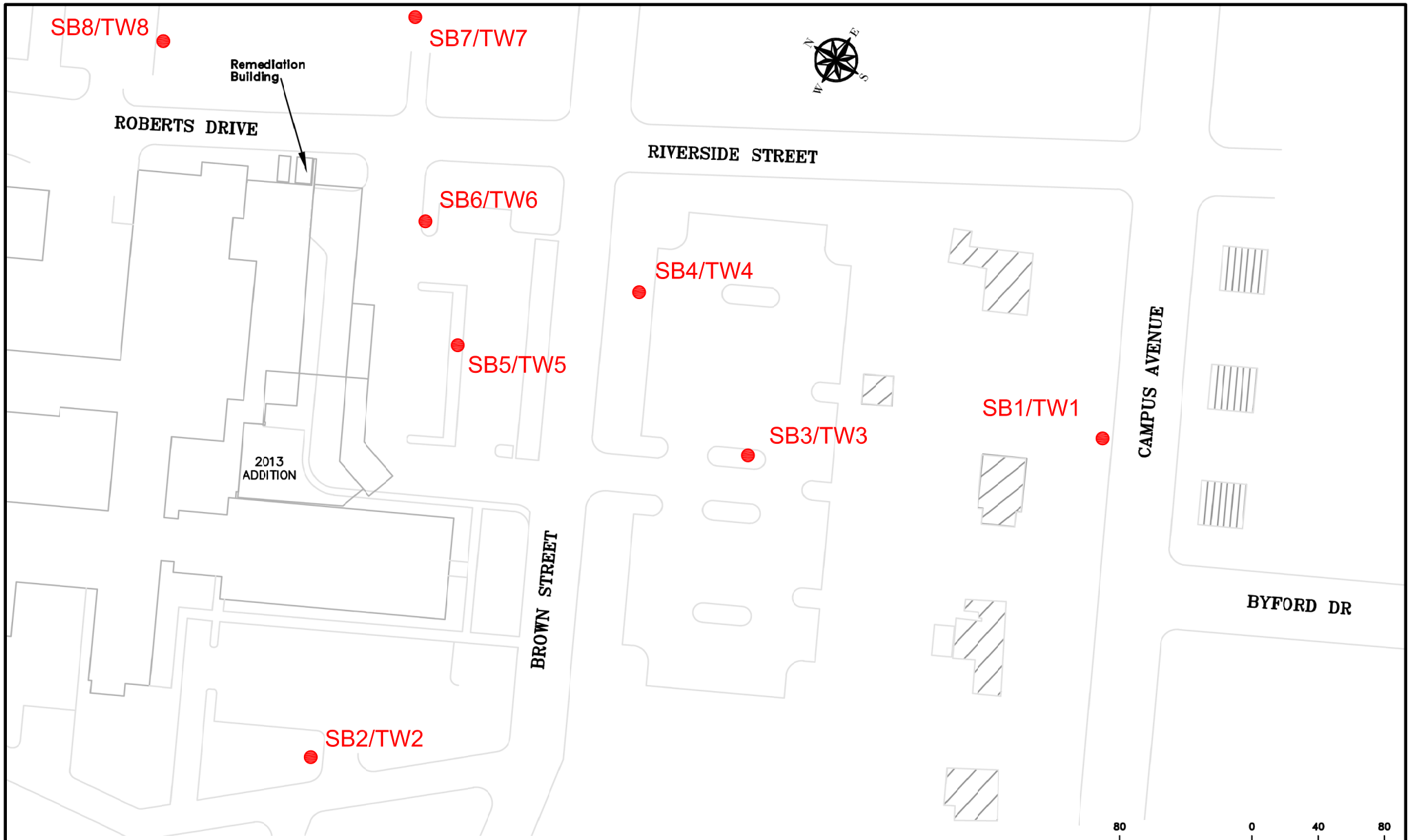

*Base map sourced from the Site Plan included in the 2021 4th Quarterly Monitoring Report (Gannett Fleming)

LEGEND

● SOIL BORING AND TEMPORARY WELL LOCATION

CHK BY	MF
DWN BY	MJO
DATE	8-31-22
SCALE	AS SHOWN
CAD NO.	FIG-3
PRJ NO.	T0W029-0309010-22008272

LIMITED SUBSURFACE INVESTIGATION
SOIL BORING AND TEMPORARY WELL LOCATION MAP

CHESTER RIVER HOSPITAL CENTER
100 BROWN STREET
CHESTERTOWN, MARYLAND

APEX

FIGURE 3

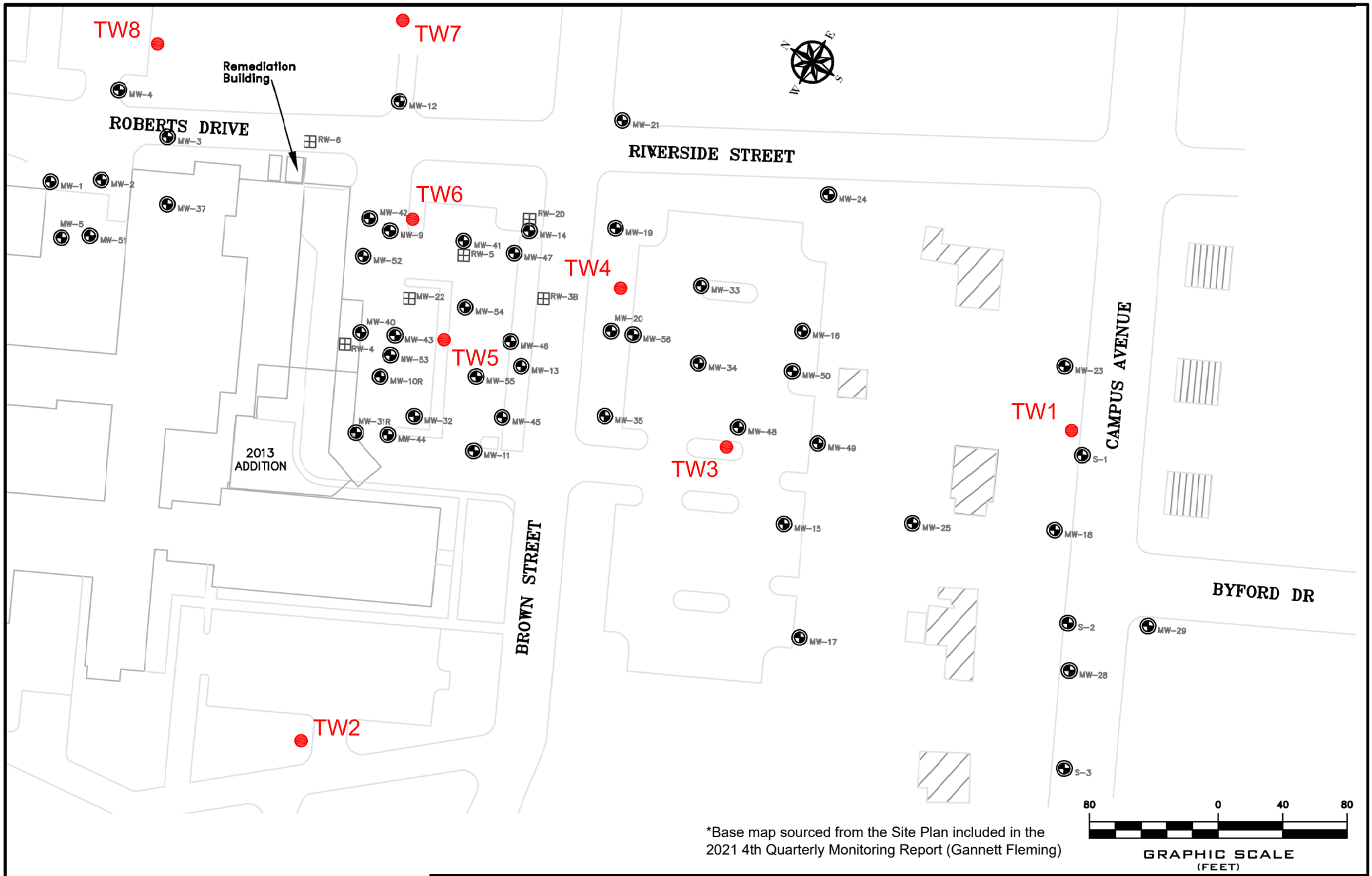

*Base map sourced from the Site Plan included in the 2021 4th Quarterly Monitoring Report (Gannett Fleming)

LEGEND

TW2 APEX TEMPORARY WELL LOCATION
MW-40 MONITORING WELL LOCATION
RW-3B REVOVERY WELL LOCATION

CHK BY	MF
DWN BY	MJO
DATE	8-31-22
SCALE	AS SHOWN
CAD NO.	FIG-4
PRJ NO.	T0W029-0309010-22008272

APEX TEMPORARY WELL AND
HISTORICAL MONITORING WELL LOCATION MAP

CHESTER RIVER HOSPITAL CENTER
100 BROWN STREET
CHESTERTOWN, MARYLAND

APEX

FIGURE
4

Table 1
Well Contstruction & Gauging Data
Limited Subsurface Investigation
Shore Medical Center, 100 Brown Street, Chestertown, MD 21620

Monitoring Well ID No.[1]	Depth to Bottom of Well (*feet bgs*)	PVC Screen Interval (*feet bgs*)	Date	Depth to Water (*feet TOC*)
TW-1	35	10 - 30	8/11/2022	27.05
			8/12/2022	27.17
			8/15/2022	27.11
			8/16/2022	27.11
			8/17/2022	27.14
			8/22/2022	27.14
TW-2	44	29-44	8/11/2022	34.85
			8/12/2022	34.55
			8/15/2022	34.61
			8/16/2022	34.57
			8/17/2022	34.55
			8/22/2022	34.59
TW-3	35	20-35	8/12/2022	27.40
			8/15/2022	27.49
			8/16/2022	27.50
			8/17/2022	27.56
			8/22/2022	27.55
TW-4	35	20-35	8/12/2022	28.50
			8/14/2022	28.54
			8/15/2022	28.51
			8/17/2022	28.42
			8/22/2022	28.52
TW-5	42	27-42	8/12/2022	33.45
			8/15/2022	33.42
			8/16/2022	33.40
			8/17/2022	33.43
			8/22/2022	33.46
TW-6	45	30-45	8/12/2022	35.01
			8/15/2022	34.38
			8/16/2022	34.34
			8/17/2022	34.37
			8/22/2022	34.34
TW-7	45	30-45	8/11/2022	36.60
			8/12/2022	34.65
			8/15/2022	34.72
			8/16/2022	34.64
			8/17/2022	34.67
			8/22/2022	34.68
TW-8	45	30-45	8/11/2022	42.70
			8/12/2022	42.62
			8/15/2022	42.64
			8/16/2022	42.63
			8/17/2022	42.66
			8/22/2022	42.67

Notes: [1] Temporary monitoring wells TW-1 through -8 were installed by Apex on August 11 and 12, 2022. Wells were constructed of 1-inch diameter schedule 40 PVC riser pipe and slotted screen. Temporary wells were abandoned by Apex on August 22, 2022; No Light Non-Aqueous Phase Liquids (LNAPL) was encountered during the well gauging events.

Table 2

Water Quality Parameters from Temporary Wells

Shore Medical Center

100 Brown Street

Chestertown, Maryland 21620

Well No.	Sample Date	pH	Specific Conductivity *mS/cm*	Temperature deg. C	Dissolved Oxygen *mg/l*	Oxidation Potential (Eh) *eV*
TW-1	8/16/2022	6.71	0.114	20.30	6.95	-80.3
TW-2		6.67	0.903	21.23	5.89	-49.7
TW-3		6.43	1.617	19.17	6.63	-79.0
TW-4	8/17/2022	6.12	0.317	21.05	3.84	-50.8
TW-5	8/17/2022	6.42	1.185	22.64	2.19	71.4
TW-6		6.48	0.989	20.02	1.19	38.2
TW-7	8/16/2022	6.47	0.325	18.40	5.16	7.7
TW-8	8/17/2022	6.35	0.284	24.58	2.93	-126.0

Units: mS/cm - MilliSiemens per centimeter. C - degrees Celcius. mg/L - Milligram per liter. eV-Electronvolts. Above measurements of groundwater indicator field parameters were taken at completion of purging.

Table 3
Soil Laboratory Analytical Results - Detections Only
Limited Subsurface Investigation
Shore Medical Center, 100 Brown Street
Chestertown, Maryland 21620

Sample ID:			MDE Non-Residential Soil Cleanup Standards (10/2018)	SB1 34'	SB1 23'	SB2 32'	SB2 41'	SB3 31'	SB3 22'	SB4 28'	SB4 34'	SB5 25'	SB5 37'	SB6 39'	SB6 44'	SB7 40'	SB7 12'	SB8 39'	SB8 43'
Sample Matrix:				Soil															
Sample Date:				08/11/2022				08/12/2022								08/11/2022			
Analyte:	**Units**	**Cas#**		**Volatile Organic Compounds (VOCs) by EPA Method 8260/5035**															
2-Butanone (MEK)	mg/kg	78-93-3	*19,000*	<0.0046	<0.0045	<0.0044	<0.0042	<0.0055	<0.0049	<0.0051	<0.0047	**0.027**	<0.51	<0.49	<0.0048	<0.0046	<0.0053	<0.0038	<0.0045
Acetone	mg/kg	67-64-1	*67,000*	<0.018	<0.018	<0.018	<0.017	<0.022	<0.020	**0.027**	<0.019	**0.19**	<2.1	<2.0	<0.019	<0.018	**0.16**	<0.015	<0.018
Isopropylbenzene	mg/kg	98-82-8	*990*	<0.00091	<0.00090	<0.00088	<0.00085	<0.0011	<0.00099	<0.0010	<0.00093	<0.00092	**0.20**	<0.098	<0.00097	<0.00092	<0.0011	<0.00077	<0.00090
Naphthalene	mg/kg	91-20-3	*17*	<0.00091	<0.00090	<0.00088	<0.00085	<0.0011	<0.00099	<0.0010	<0.00093	<0.00092	<0.10	<0.098	**0.0055**	<0.00092	<0.0011	<0.00077	<0.00090
				Total Petroleum Hydrocarbons - Gasoline & Diesel Range Organics (TPH-GRO/DRO) by EPA Method 8015/5035															
TPH-GRO	mg/kg	C6-C10	*620*	<0.10	<0.10	<0.10	<0.096	<0.11	<0.10	<0.090	<0.086	**0.10**	**5.3**	**31**	**0.95**	<0.10	<0.099	<0.100	<0.10
TPH-DRO	mg/kg	C10-C28	*620*	<3.9	<3.8	<3.8	<4.0	<4.0	<3.9	<3.9	<3.9	<3.9	**2800**	**310**	**77**	<4.0	<3.9	<3.7	<4.1

Notes: Concentrations in mg/kg - milligrams per kilogram and compared to the Maryland Department of the Environment (MDE) Non-Residential Soil Cleanup Standards, last updated October 2018; Values shown as less than ('<') are Non-Detect at or below the laboratory reporting limit (RL); BOLD - Concentrations detected above the laboratory RL;

Highlighted value exceeds the respective MDE Non-Residential Soil Cleanup Standard;

Table 4
Groundwater Laboratory Analytical Results - Detections Only
Limited Subsurface Investigation
Shore Medical Center, 100 Brown Street
Chestertown, Maryland 21620

Sample ID:			MDE Groundwater Cleanup Standards for Type I/II Aquifers (10/2018)	TW-1	TW-2	TW-3	TW-4	TW-5	TW-6	TW-7	TW-8
Sample Matrix:				Groundwater							
Sample Date:				08/16/2022			08/17/2022			08/16/2022	08/17/2022
Analyte Name	**Units**	**Cas#**	**Volatile Organic Compounds (VOCs) by EPA Method 8260**								
Acetone	ug/L	67-64-1	*1,400*	<5.0	<5.0	<5.0	<5.0	<5.0	<5.0	**5.1**	**10**
Isopropylbenzene	ug/L	98-82-8	*45*	<1.0	<1.0	<1.0	<1.0	**1.6**	<1.0	<1.0	<1.0
Naphthalene	ug/L	91-20-3	*0.17*	<1.0	<1.0	<1.0	<1.0	**9.8**	**3.9**	<1.0	<1.0
			Total Petroleum Hydrocarbons - Gasoline & Diesel Range Organics (TPH-GRO/DRO) by EPA Method 8015								
TPH-GRO	ug/L	C6-C10	*47*	<100	<100	<100	<100	<100	<100	<100	<100
TPH-DRO	mg/L	C10-C28	*0.047*	<0.10	<0.10	<0.10	<0.10	**1.5**	**0.45**	<0.10	<0.10

Notes: Concentrations in µg/L - micrograms per liter VOCs & GRO; mg/L - milligrams per liter for DRO. Results are compared to the Maryland Department of the Environment (MDE) Groundwater Cleanup Standards for Type I/II Aquifers, last updated October 2018; Values shown as less than ('<') are Non-Detect at or below the laboratory reporting limit (RL); BOLD - Concentrations detected above the laboratory RL;

Highlighted value exceeds the respective MDE Groundwater Cleanup Standards

ATTACHMENT 1

Proposed Work Plan for Limited Subsurface Investigation

October 7, 2021

Mr. Bob Sipes
Utilities Manager
Town of Chestertown
118 N. Cross Street
Chestertown, Maryland 21620

Re: Proposed Work Plan for Limited Subsurface Investigation
Chester River Hospital Center
100 Brown Street
Chestertown, Maryland 21620
MDE Case No. 1987-2534-KE

Dear Mr. Sipes:

Apex Companies, LLC (Apex) is pleased to submit this Environmental Work Plan (Plan) for post-remedial monitoring and limited subsurface investigation (LSI) associated with the historic release of heating oil from former underground storage tank (UST) located at the Chester River Hospital Center located at 100 Brown Street in Chestertown, Kent County, Maryland (herein referred to as "Site"). Based on available records the Site currently has an open Maryland Department of the Environment (MDE) Oil Control Program (OCP) identified as MDE OCP Case No. 1987-2534-KE.

This scope of work presented herein is based on Apex's review of previous environmental data reports by others and MDE OCP letters which were available online thru MDE's webpage: https://mde.maryland.gov/programs/LAND/OilControl/Pages/remediationsites under Kent County, Chestertown, Chester River Hospital Center (CRHC). .

The objectives of this Plan are to help characterize current site conditions, including potential residual source(s) of petroleum contamination from the historic release [e.g., whether there is evidence of liquid phase hydrocarbons (LPH) present in the impacted areas of the site], the potential risk to local receptors, and help identify areas where remediation and/or additional controls may be warranted. This Plan provides an outline of the proposed environmental investigation of various site media (soil and groundwater) to meet LSI objectives, general descriptions of sampling procedures and analytical methods to be used, a Site location map of approximate areas proposed for sampling, and other supporting information.

1.0 PROJECT PLANNING

The following project planning tasks are required for this project.

- A site-specific health and safety plan (HASP) for the subsurface investigation work will be prepared prior to mobilization and implemented during the field activities.
- A MD-licensed driller will be contracted to obtain necessary well permits from Kent County and the MDE.
- The Miss Utility system will be notified as required by law at least 72-hours in advance of drilling to locate and mark public utilities and review available CRHC site plans, if available, to help identify all subsurface utilities.
- Also, a private utility locating service will be contracted to locate and mark private underground utilities at the site.
- The field drilling program will be coordinated with the maintenance staff at CRHC, the RP's Technical staff and MDE, as needed in order to minimize impacts to traffic flow, pedestrian areas, and on-site parking and provide useful information.

2.0 FIELD METHODOLOGY

Overview of Soil Boring Plan

This Plan includes advancement of soil borings through a Maryland-licensed driller using a track-mounted hydraulic drill rig (e.g., Geoprobe® 7822) and direct push (DP) tooling to evaluate soil and groundwater conditions on the site and install temporary monitoring wells. Completion of approximately eight (8) to twelve (12) borings are anticipated to achieve investigation objectives. A soil boring will be advanced at each proposed boring/well location to an average depth of 60 feet below ground surface (bgs) to sufficiently intercept approximately 10 feet of the water table as further described below. The proposed locations of soil borings are depicted in general areas of interest which are depicted in the attached **Figure 1** Site Plan of the Quarterly Report - Q1 2021 (Gannett Fleming).

High Resolution Site Characterization Tool

Prior to performing soil sampling, Apex recommends conducting high-resolution site characterization (HRSC) investigation methods in specific areas of the plume as shown in the Site Plan. The recommended HRSC tool is the OIP (Optical Image Profiler), developed by Geoprobe®, which is a DP fluorescence tool that can efficiently delineate non-aqueous phase liquid (NAPL) hydrocarbon fuels and oils, such as gasoline, diesel, etc., as well as provide additional hydrostratigraphic information of the soil column. The OIP-UV probe and relay system provides real-time information in the field during advancement by use of an UV LED and visible light camera. OIP Overview, probe schematics and log examples from Geoprobe are provided as **Attachment 1**. Multiple data sets created during advancement of the OIP tool in the subsurface include:

- Electrical conductivity (EC) for inferences on soil types and qualitative grain size encountered;
- Percent areal fluorescence to evaluate detection of NAPL;
- Estimated hydraulic conductivity (K) for evaluating hydrostratigraphy (coupled with EC);
- UV light images of the formation from selected depths (software filtered), and;
- Visible light images from selected depths.

Subsurface Soil Sampling and Laboratory Analysis

Following HRSC boring activities within the areas of interest and data collection/evaluation, soil zones will be targeted for sampling and laboratory analysis. Continuous soil core samples will be collected at each selected boring location using a discrete macro-core sample tooling, beginning approximately 10 feet above the smear zone and approximately ten feet (10') into the top of the saturated zone to the total depth for subsurface investigation (estimated at 60 feet bgs). Continuously-cored soil samples will be collected through a cased probe hole using a dual tube soil sampling system (DT22) to minimize cross contamination (refer to DT22 soil sample system product sheets in the **Attachment 2**).

The recovered soil core samples will be visually examined and described by a qualified experienced on-site geologist, and field screened using a calibrated photoionization detector (PID) to monitor for the presence of VOCs such as benzene and naphthalene which are contaminants associated with the former fuel release. Soil borings logs will be maintained in the field by the onsite geologist during field drilling operations that include sample numbers, depth interval, recovery, field screening results, soils observations and descriptions by USCS, and other pertinent information.

At each boring location, soils will be evaluated by collection of samples for laboratory analysis generally at the soil/groundwater interface and from the interval exhibiting the highest PID response. A total of twenty (20) soil samples are proposed for laboratory analysis. The soil samples will be submitted under proper chain of custody procedures to the contract laboratory and analyzed in accordance with previous MDE-approved project-specific laboratory analytical plans for target compound list VOCs including naphthalene by EPA Method 8260, and total petroleum hydrocarbons–diesel range organics (TPH-DRO)] by EPA Method 8015. Samples collected for VOC analysis will be field preserved in accordance with EPA Method 5035 – distilled water and methanol preservation.

All non-dedicated drilling and soil sample tooling will be decontaminated after each location using alconox wash, tap water rinse and air dry. The soil cuttings generated from the DP drilling/ sampling will be contained in DOT steel drums, labeled and temporarily staged onsite pending laboratory analysis. The Consultant will subsequently make arrangements for the off-site transport under proper waste manifests and disposal of the waste (assumed to be non-hazardous) according to MDE regulations.

Temporary Monitoring Well Installation

Following completion of soil sampling at each location, the Consultant will direct its subcontracted driller to install a temporary groundwater monitoring well into the cased hole, as determined from OIP logs, field observations and screening of the corresponding soil cores, to evaluate for the potential presence of residual NAPL and dissolved-phase TPH-DRO contamination. These proposed well construction parameters are based on Apex's evaluation of recent water level measurements and elevations from the closest existing wells. Construction of the wells will be modified as needed from actual field conditions and water level observations during drilling activities. Deviations from the proposed well construction plans will be communicated to CRHC and MDE personnel for consensus.

The 2.5-inch outer diameter probe rods (casing) will be advanced the total depth. A one-inch (1") diameter temporary monitoring well will be installed in each hole and include: Schedule 40 flush-thread PVC well casing, fifteen feet (15') of schedule 40, machine slotted, flush-thread PVC well screen. Sand filter pack will be placed to approximately 3' above the top of the well screen. Bentonite slurry seal will be placed by tremie pipe method in the annular space from the top of the filter pack to three (3') feet above; alternately should hole conditions allow a bentonite chip seal will be installed in the annular space from the top of the filter pack and fully hydrated.

After installation, the small diameter wells will be developed by pumping and/or bailing to remove groundwater and sediment and to ensure good communication with the surrounding shallow aquifer. Extraction of groundwater will be conducted using either a bladder pump, wattera foot valves with poly tubing or other similar equipment (refer to pump product sheets in the **Attachment 3**). All non-dedicated groundwater pump equipment will be decontaminated after each location by the procedure noted above. Post groundwater sample collection, the temporary wells will be properly abandoned by a Maryland-licensed well driller in accordance with COMAR 26.04.04.34-.36.

Well Gauging

At the conclusion of well installation activities, the wells will be gauged for the presence of NAPL (free phase oil) and static depth to water using an electronic interface probe to an accuracy of ± 0.01 foot. All well gauging measurements will be recorded in the field. If NAPL is detected during well gauging (or sampling), the Consultant will immediately notify CRHC Technical staff and its Consultant.

Groundwater Sampling and Analysis

Grab groundwater samples will be collected from the eight newly installed temporary monitoring wells. Standard operating procedures for low-flow well purging and sampling will be conducted low flow pumping equipment as referenced in product sheets of Attachment 2. Parameters (pH, dissolved oxygen, temperature, conductivity, turbidity, oxidation reduction potential) will be monitored for stabilization using a calibrated multi meter and flow thru cell and recorded in the field logbook. The water samples will be analyzed by the independent contract laboratory for VOCs including naphthalene by EPA Method 8260, and TPH- DRO by EPA Method 8015 on a 5-day turnaround time.

All non-dedicated groundwater sample equipment (e.g., pump, interface probe) will be decontaminated after each location using alconox wash, distilled water rinse and air dry to prevent sample cross-contamination.

Due to the potential presence of LPH in groundwater at the site, Investigation-Derived Waste (IDW), including soil cuttings, decontamination water, and purge water, will be containerized in DOT steel drums, labeled and temporarily staged nearby on-site pending analysis for disposal in accordance with applicable Maryland and federal laws and regulations. The Consultant will subsequently make arrangements for the off-site transport under proper waste manifest and disposal of the waste (assumed to be non-hazardous) according to MDE regulations.

3.0 PROJECT REPORTS

The Consultant will issue a final Subsurface Investigation Report that will document field activities, summarize all soil and groundwater field and laboratory analytical data, and conclusions, as appropriate no later than forty-five (45) days following the completion of all approved Work Plan activities. The report will include a scaled site plan exhibiting soil boring sample and monitoring well locations and associated sample results, copies of boring logs/ temporary well construction diagrams, well gauging data tables, any other aquifer test data, and copies of laboratory analytical reports, and waste disposal manifests.

4.0 PROJECT SCHEDULE

The Consultant will conduct a premobilization meeting with stakeholders, as needed, and on-site inspections to mark out boring locations using marking paint and conduct survey of utility lines for utility clearance measures prior to mobilization. Apex anticipates 10 business days to complete private utility markout, drill rig mobilization and the HRSC. Additionally, the field investigation activities, including soil boring, soil/groundwater sampling and temporary well abandonment, are anticipated to

require 10 business days to complete. Laboratory analysis is proposed for a standard 5-business day analytical turnaround time. The Consultant will provide a verbal summary of its findings upon completion of the fieldwork, and upon receipt of analytical results.

Please contact me if you have any questions or comments regarding the work plan approach at 301-417-0200 or email, charrison@apexcos.com.

Sincerely,
Apex Companies, LLC

Charles T. Harrison, PG
Senior Project Manager
Environmental Services

FIGURE 1

APEX

Proposed Areas for HRSC and confirmation soil and groundwater sampling.

Remediation Building

ROBERTS DRIVE

RIVERSIDE STREET

BROWN STREET

CAMPUS AVENUE

BYFORD DR

2013 ADDITION

MW-4
MW-12
MW-3
RW-6
MW-1
MW-2
MW-37
MW-5
MW-51
MW-42
MW-9
RW-2D
MW-14
MW-41
RW-5
MW-47
MW-52
MW-22
RW-3B
MW-54
MW-40
MW-43
RW-4
MW-53
MW-46
MW-13
MW-10R
MW-55
MW-31R
MW-32
MW-45
MW-44
MW-11
MW-19
MW-24
MW-33
MW-20
MW-56
MW-16
MW-34
MW-50
MW-35
MW-48
MW-49
MW-23
S-1
MW-15
MW-25
MW-18
S-2
MW-29
MW-17
MW-28
TW-8
S-3

80 0 40 80

GRAPHIC SCALE (FEET)

LEGEND

MW-40 MONITORING WELL

RW-3B RECOVERY WELL

Area of Interest for Additional Sampling

FIGURES EXCLUDES ABANDONED RECOVERY AND MONITORING WELL LOCATIONS. MONITORING WELL MW-22 IS A RECOVERY WELL.

Gannett Fleming

BALTIMORE, MARYLAND

7133 RUTHERFORD ROAD, SUITE 300
BALTIMORE, MARYLAND 21244

CHESTER RIVER HOSPITAL CENTER
QUARTERLY REPORT - Q1 2021
CHESTERTOWN, MD

DESIGNED BY DHK
DRAWN BY JAO
CHECKED BY BRC

FIGURE 1
SITE PLAN

ATTACHMENT 1

Geoprobe® OIP Overview

Discover drill rigs engineered to simplify your job. LEARN ABOUT OUR DRILL RIGS

Geoprobe®

OIP
Optical Image Profiler

Log Relative Distribution of NAPL Level Fuels and Oils with Depth in Soil

The OIP (Optical Image Profiler) is a direct push fluorescence tool used for the delineation of non-aqueous phase liquid (NAPL) hydrocarbon fuels and oils. The OIP-UV probe is designed with UV and visible light sources which are directed out a sapphire window. As the probe is advanced into the subsurface, the UV light source will induce fluorescence of the fuel polycyclic aromatic hydrocarbons (PAHs). This fluorescence is captured by an onboard camera which operates at 30 images per second. Images are saved throughout the advancement of the log and still photos are taken using UV and visible light sources each rod addition as well as at operator chosen depths. Soil fluorescence images (20 per ft) are saved throughout the log and can be reviewed in Direct Image® Viewer after the log is complete. The OIP-G is available for heavier fuel or oil products.

OIP Overview

What is Geoprobe® Direct Image® OIP?

- The OIP system produces a detailed log of induced fuel fluorescence with depth.
- A downhole camera operates at 30 frames per second (fps) to capture fuel fluorescence.
- The acquisition software analyzes each image for typical fuel fluorescence color.
- The results are the percent of the image area (up to 100%) that displays fuel fluorescence.
- Fluorescence images are saved in the log every 0.05ft (15mm) for review at a later time.
- OIP is simple to learn and operate.
- OIP log Interpretation is intuitive, made simple by the saved images to compare to the log.
- The OIHPT-UV probe contains both 275nm UV and visible LEDs.
- The OIHPT-G probe contains both 520nm LD and infrared LEDs.
- Able to automatically and manually capture visible soil images.
- Collect OIP fluorescence, EC, and HPT data with an optional probe configuration that includes CPT data.

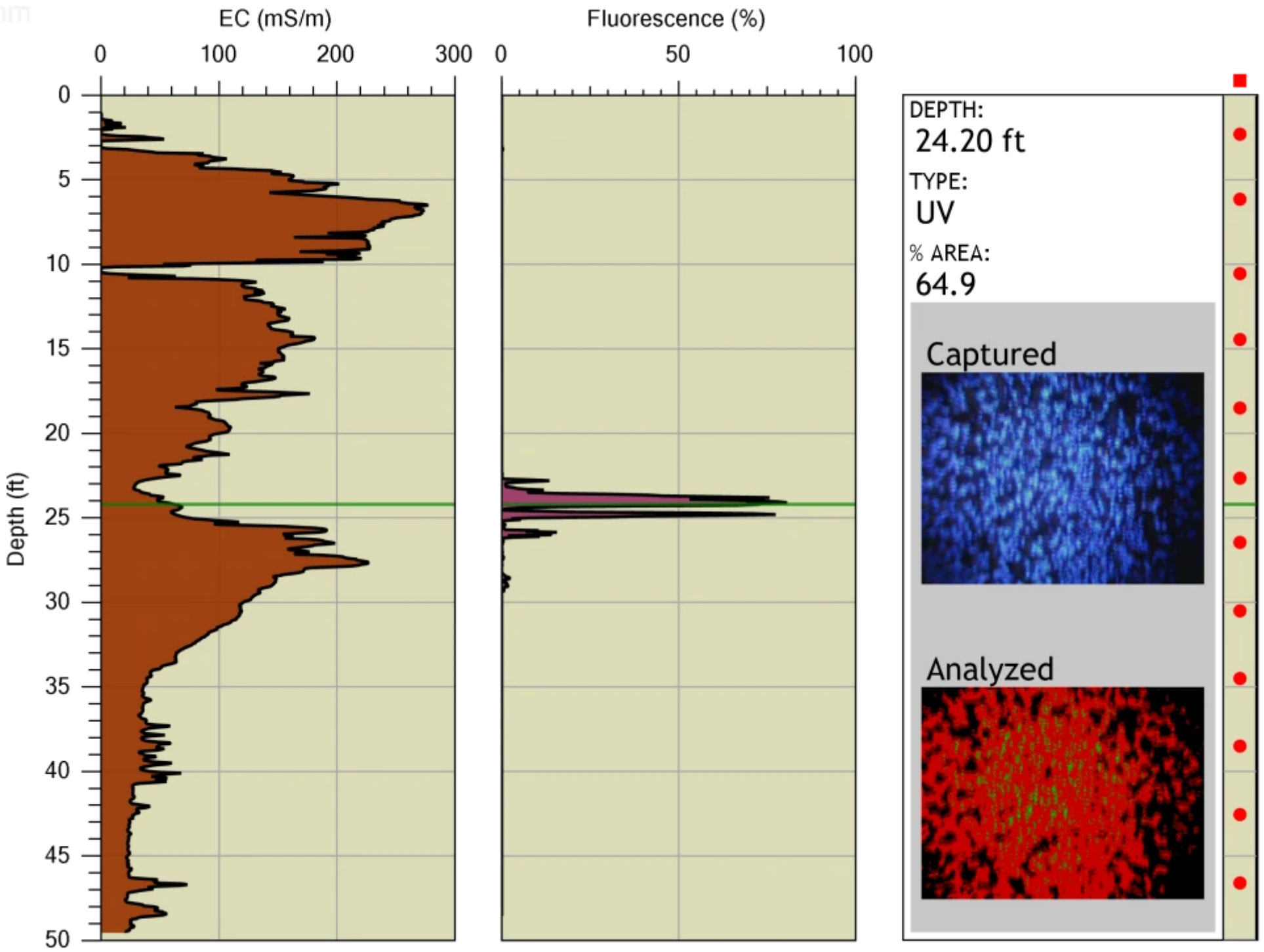

Typical OIP-UV Log: Graphs (left to right):soil electrical conductivity, fuel fluorescence, depth specific image of fluorescence

OIP is a logging tool that uses real time analysis of fluorescence images to map position and relative concentration of non-aqueous phase hydrocarbons. Images are saved (20 per foot) in the log for later review and confirmation.

:

:

:

Principles of Operation

The OIP-UV is a tool for mapping light non-aqueous phase liquids (LNAPL), residual LNAPL, and light oils. The OIP-UV system utilizes a 275nm ultraviolet (UV) light emitting diode (LED) to produce fluorescence from the polycyclic aromatic hydrocarbons (PAHs) contained in fuels and light oils. The UV light is directed out a sapphire window in the side of the probe (**Figure 1**) onto the soil. When LNAPL level fuels are present, the PAH molecules will absorb the UV light energy and shortly afterwards emit a light photon (fluorophore) which is the resultant fluorescence. Directly behind the sapphire window, the onboard camera captures images of the soil and any fluorescence produced by hydrocarbon contaminants present. The acquisition software analyzes each pixel of the images taken for the presence of color typical of fuel fluorescence. If there is no fuel present in the formation, or it is not in high enough concentration, then the returned camera image will appear black or dark under the UV light source. The OIP acquisition software logs percent area fluorescence with depth. The OIP-UV probe contains a visible as well as UV LEDs. The visible images are useful for determination of soil color, texture and occasionally confirming the presence of fuel or oil LNAPL globules.

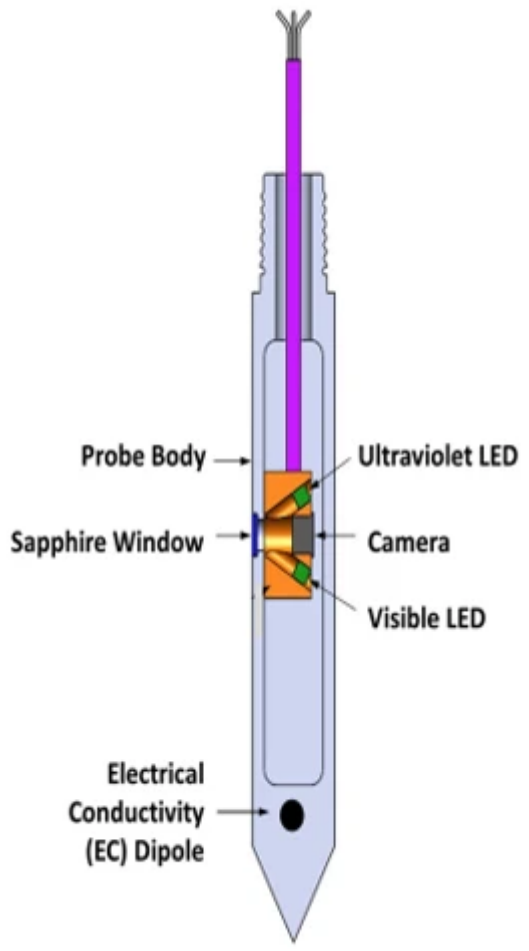

Figure 1: OIP-UV Probe Schematic

The camera within the OIP probe operates at 30 frames per second with the log % area fluorescence (%AF) value being an average of all the images taken over a 0.05ft (1.5cm) interval. As the log is reviewed in Direct Image® Viewer, the user can click on the log and a green line will show up across the log which corresponds to a specific depth. The image saved from that depth will display if the OIP Image Display graph is shown. In **Figure 2** the depth of the displayed saved image is 24.20ft, it is a UV image with the actual image being displayed in the "captured" image section. The "analyzed" image indicates which pixels within the image display fluorescent color consistent with the color expected for fuel fluorescence. There are two colors that may show up in the analyzed image: **red** which corresponds to the darker blue colors of the image and **green** which corresponds to areas of high brightness either due to very low color saturation or high brightness of the image. This is used in an attempt to isolate out possible false mineral fluorescence. The overlaid image takes both the captured image and analyzed image and overlays them so the operator can identify areas that are being counted as fluorescence. Images are saved as the probe is moving for every 0.05ft. The red dots on the right side column of the image display graph are depths that "Still Images" were taken. This will contain both UV and visible light still images on the OIP-UV probe. The OIP-G fluorescence detector probe takes images using a 520nm green laser diode and an infrared LED.

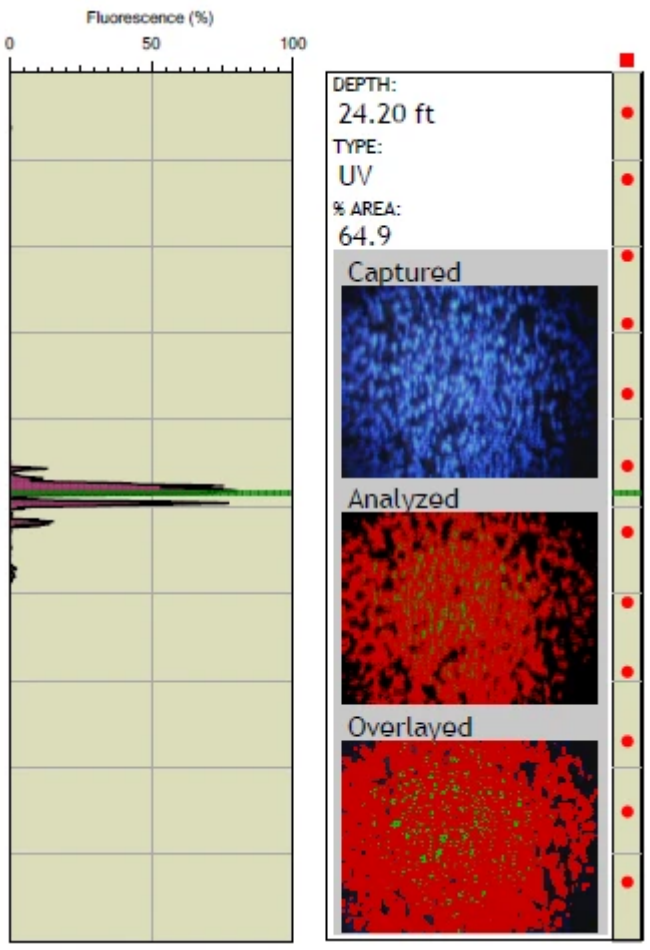

Figure 2: OIP Fluorescence Log with Depth Specific Image and Software Image Analysis

The OIP system software saves 20 images per foot (65 per meter), an example portion of the saved images that an OIP-UV log would contain is shown in **Figure 3**. These images are saved as the OIP-UV probe is advanced into the subsurface with a typical OIP log containing hundreds of images and being a few hundred mb in size depending upon terminal log depth and amount of color present in the images. Where there is no NAPL or residual NAPL present the images are black, where hydrocarbon NAPL is present blue fluorescence is seen within the images.

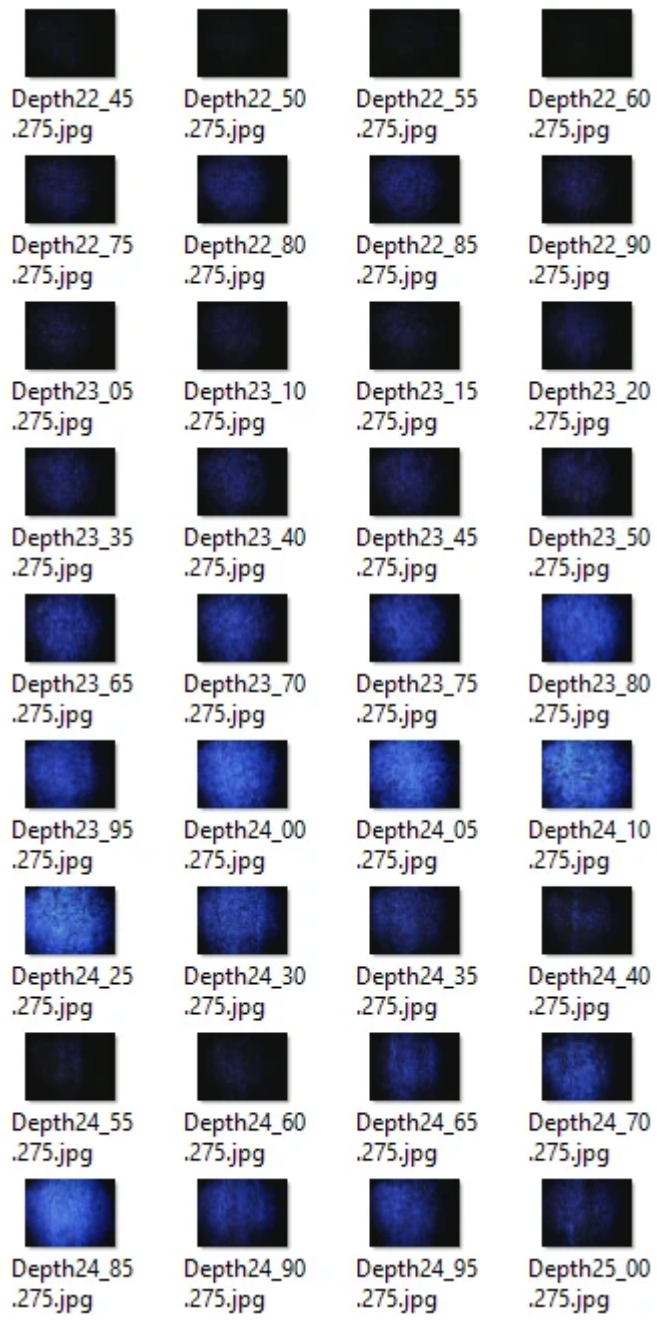

Figure 3: Saved images from an OIP-UV log

:

Example Logs

The OIHPT-UV Log in **Figure 4** displays the following graphs (left to right) electrical conductivity, HPT injection pressure, OIP % image area fluorescence, depth specific saved UV images, depth specific saved visible images, and estimate of hydraulic conductivity (K). The red dots to the right of the saved images indicate locations of still UV and visible images saved in the file.

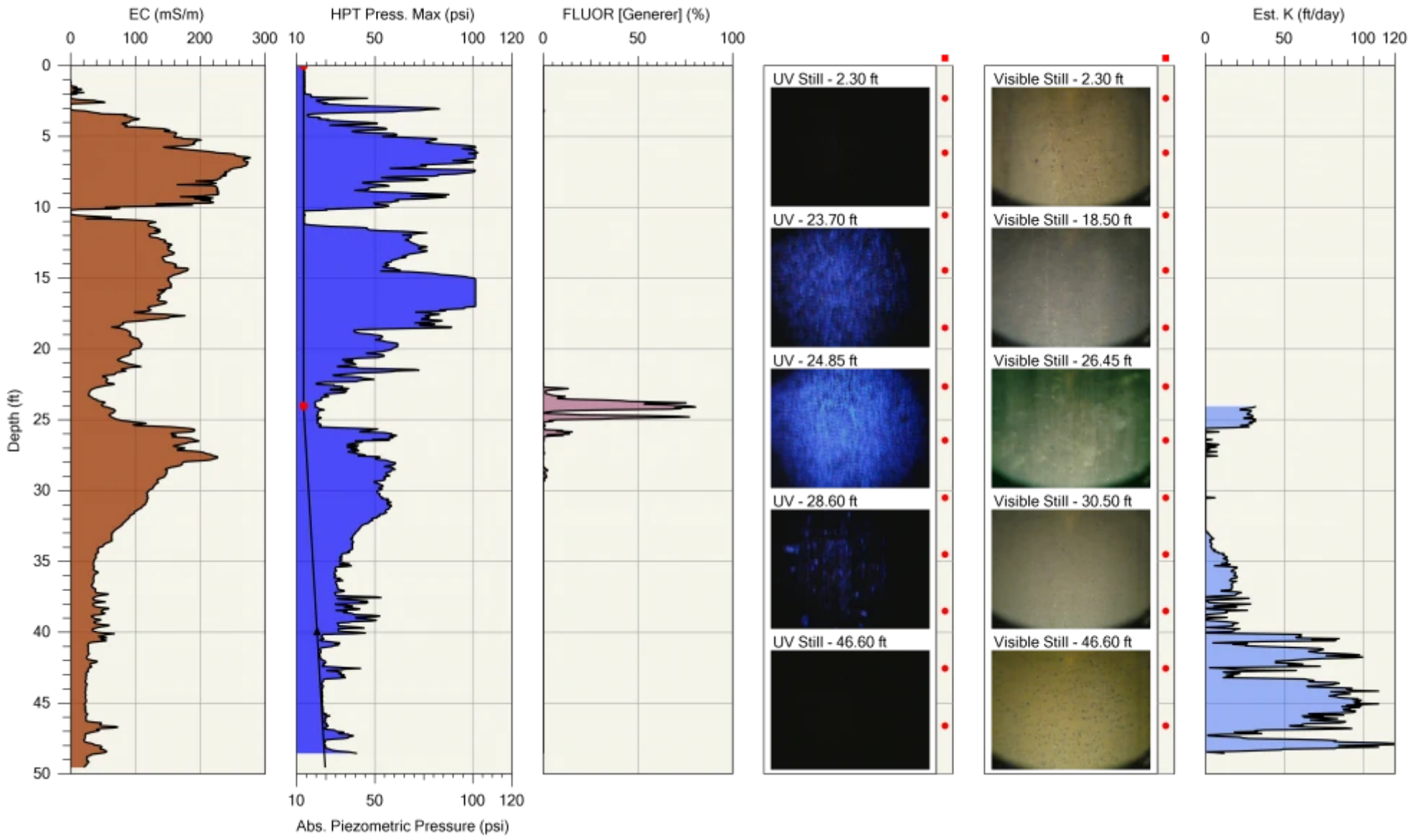

Figure 4: OIHPT-UV Log

The OIP-G log in **Figure 5** was performed on a creosote site in Europe. The OIP-G probe, which induces fluorescence utilizing a 520nm green laser diode (LD), returns a fluorescence image in the orange-red color range as depicted in the analyzed image from 54.10ft in the right column of the log. The red dots are the saved still images which are taken with the 520nm green LD and an infrared (IR) LED.

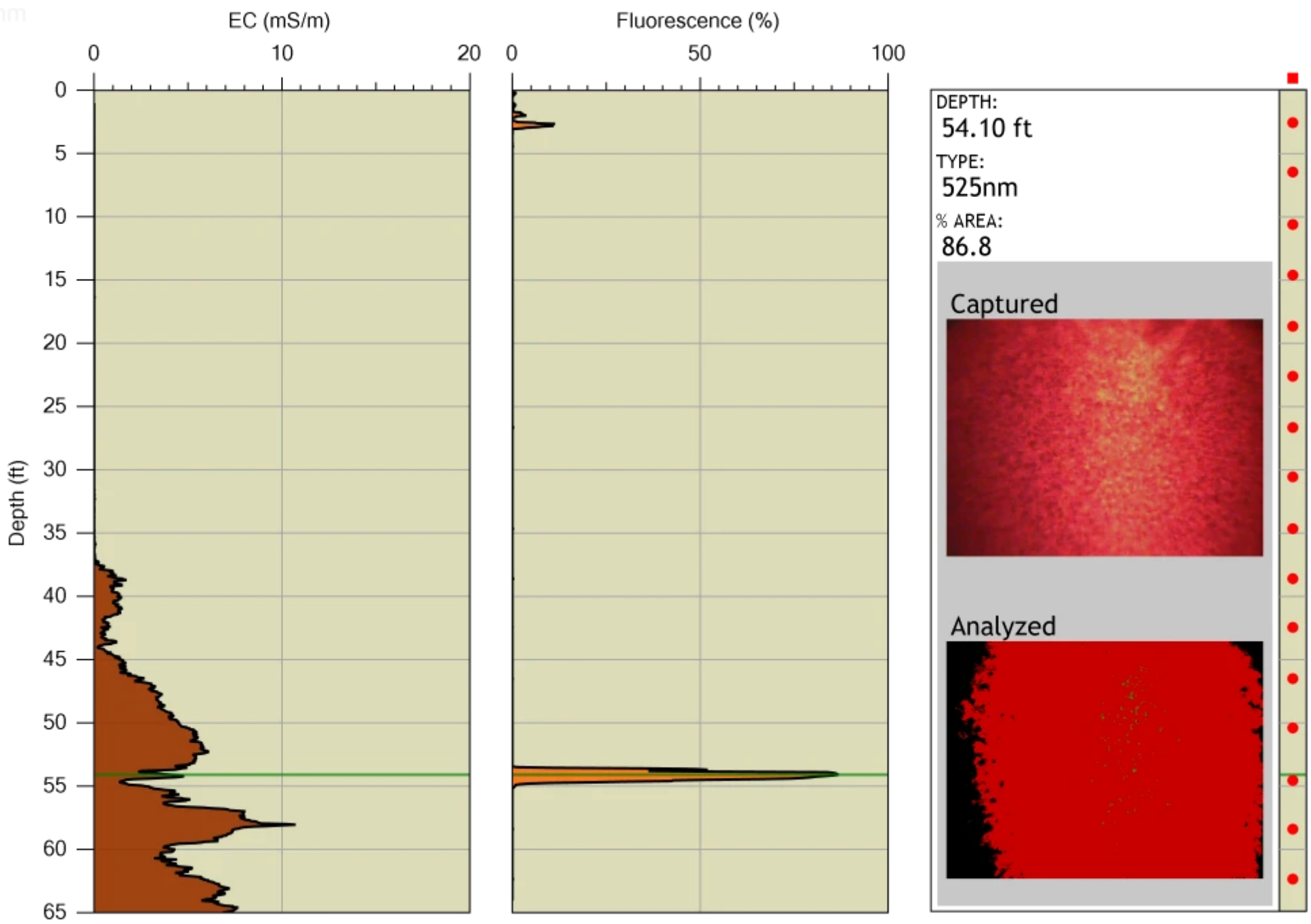

Figure 5: OIP-G Log

When the probe is stopped to add rods, still images will be captured with both available light sources in the OIP probe. Still images can be captured at any time an operator desires by stopping the probe advancement and selecting a button in the software. The process only takes a few seconds to complete and probe advancement can resume. These still images provide greater image clarity and an opportunity to look at the soil and fuel under visible light. Visible images provide the investigator an opportunity to observe soil color and texture in-situ. Occasionally when hydrocarbon NAPL is present in a saturated sand formation NAPL globules are evident in both the UV and visible images (**Figure 6**).



OIP-UV Image Collocated Visible Image

Figure 6: Collocated UV and Visible Still Images

DI Viewer is a free program downloadable from the link below which allows the user to display any of the Direct Image® log types (MIP, OIP, HPT, EC). With this program the user can display the raw data .zip files of each saved graph of an individual log in single log view or compare them to other logs using the overlay and cross sectional view functions. Log specific QA data is also accessible with this software which also allows one to print or export the logs data for 3D modeling or into .jpg or .png files.

> DI Viewer Download Page

:

©2021 Kejr, Inc.

ATTACHMENT 2

Geoprobe DT22 Soil Sample System Product Sheets
(Attached as a Separate File)

ATTACHMENT 3

Bladder Pump Product Sheets

GO TO GEOTECH

Sampling Pumps

Geotech Portable Bladder Pumps

Geotech's portable bladder pumps are designed with input from field technicians who actually do the sampling! Single turn release head and quick change bladders allow for quick, in-the-field bladder changes and easy decontamination. Custom hose barbs allow the pump to be secured to tubing without the need for tubing clamps.

FEATURES

- **New 36" Pump**
  Provides up to 30% greater flow
- **Constructed of 316 stainless steel**
  For unsurpassed durability and truly representative samples
- **Portable turnkey systems available**
  Everything you need to quickly and efficiently sample your site
- **Easy-to-open housings**
  No special tools or training required to service the pump
- **Quick-change bladder configuration**
  Bladders are easily changed without tools by sliding back the PTFE collars
- **Drop tube intake option**
  Allows for deeper sampling
- **Extra bladders are readily available**
  Available in PTFE and Polyethylene for all models
- **Bonded tubing**
  In Polyethylene and FEP lined Polyethylene by the foot or by the roll
- **Compatible with the Geotech Geocontrol PRO & BP Controller units**
- **CE rated for quality**

1.66" x 36" Portable | 1.66" x 18" Portable | .850" Portable | .675" Portable

SPECIFICATIONS

	1.66" x 36"	1.66" x 18"	.850"	.675"
Pump Housing	316 SS	316 SS	316 SS	316 SS
Pump Ends	316 SS	316 SS	316 SS	316 SS
Bladder Material	Virgin PTFE	Virgin PTFE	Virgin PTFE	Virgin PTFE
Outer Diameter	1.66" (40 mm)	1.66" (40 mm)	.850" (21.6 mm)	.675" (17 mm)
Length w/Screen	40" (101.6 cm)	19" (48.2 cm)	18 5/8" (47.3 cm)	18 3/4" (47.6 cm)
Weight	5.0 lbs. (2.27 kg)	3.0 lbs. (1.36 kg)	1.1 lbs. (.5 kg)	.83 lbs. (.376 kg)
Volume/Cycle	11 oz. (310 ml)	5 oz. (150 ml)	0.9 oz. (29 ml)	0.5 oz. (15 ml)
Min. Well I.D.	2" (5 cm)	2" (5 cm)	1" (2.5 cm)	.75" (1.9 cm)
Max. Operating Pressure	100 psi (6.9 bar)	100 psi (6.9 bar)	100 psi (6.9 bar)	100 psi (6.9 bar)
Min. Operating Pressure	5 psi (.3 bar) ash*	5 psi (.3 bar) ash*	5 psi (.3 bar) ash*	5 psi (.3 bar) ash*
Max. Sampling Depth	200' (61 m)	200' (61 m)	200' (61 m)	200' (61 m)
Tubing Size Air ID x OD	.17" x .25" (4 mm x 6 mm)	.17" x .25" (4 mm x 6 mm)	.17" x .25" (4 mm x 6 mm)	.17" x .25" (4 mm x 6 mm)
Discharge ID x OD	.25" x .375" (6 mm x 10 mm)	.25" x .375" (6 mm x 10 mm)	.17" x .25" (4 mm x 6 mm)	.17" x .25" (4 mm x 6 mm)

*ash = above static head

CALL GEOTECH TODAY (800) 833-7958

Geotech Environmental Equipment, Inc.
2650 East 40th Avenue • Denver, Colorado 80205
(303) 320-4764 • **(800) 833-7958** • FAX (303) 322-7242
email: sales@geotechenv.com website: www.geotechenv.com

Sampling Pumps

Geotech Portable Bladder Pump Optional Accessories

PORTABLE BLADDER PUMP DROP TUBE ASSEMBLY

Geotech's optional drop tube intake system allows you to easily relocate the bladder pump intake way beyond the depth limitations of the pump. As long as the pump remains submerged, you can effectively and economically low flow sample from the well's screened section.

- **Relocate pump intake to deeper well screen interval**
- **Keeps pump at optimum depth to maximize performance**
- **Drop tube length custom sized to each well**
- **Easily adaptable in the field**
- **Available for all three pump sizes**

PORTABLE BLADDER PUMP REEL

- Caddy stores pump when not in use
- Depth ranges to 175 feet (53 m)
- Quick-connect fittings at pump and reel

Portable Bladder Pump Reel System (shown with 1.66 Pump)

BONDED TUBING

Bonded Polyethylene x Polyethylene

[.170" x .25", .170 x .25"]	
[.170" x .25", .25" x .375"]	
[.25" x .375", .25" x .375"]	
[.25" x .375", .375" x .50"]	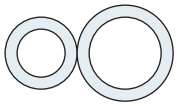

Bonded FEP Lined Polyethylene x Polyethylene

[.170" x .25", .170 x .25"]	
[.170" x .25", .25" x .375"]	
[.25" x .375", .25" x .375"]	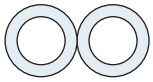

CALL GEOTECH TODAY (800) 833-7958

Geotech Environmental Equipment, Inc.
2650 East 40th Avenue • Denver, Colorado 80205
(303) 320-4764 • **(800) 833-7958** • FAX (303) 322-7242
email: sales@geotechenv.com website: www.geotechenv.com

ATTACHMENT 2

HRSC OIP Boring Logs

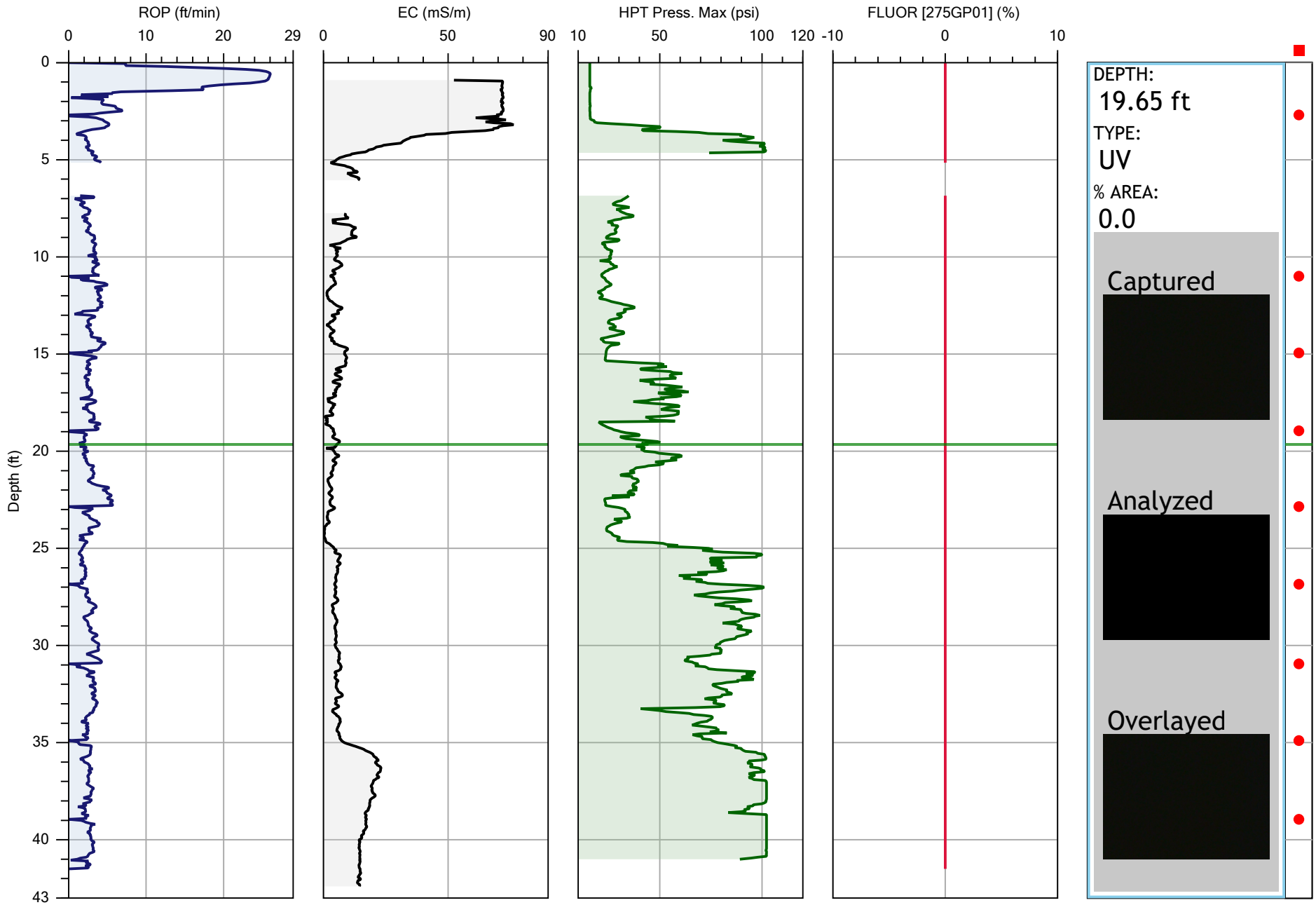

S2 C2

		File: SB1M.OIHP
Company: S2C2	Operator: TK	Date: 8/10/2022
Project ID: Shore Medical Center at Chestertown	Client: Apex Companies	Location: SB1

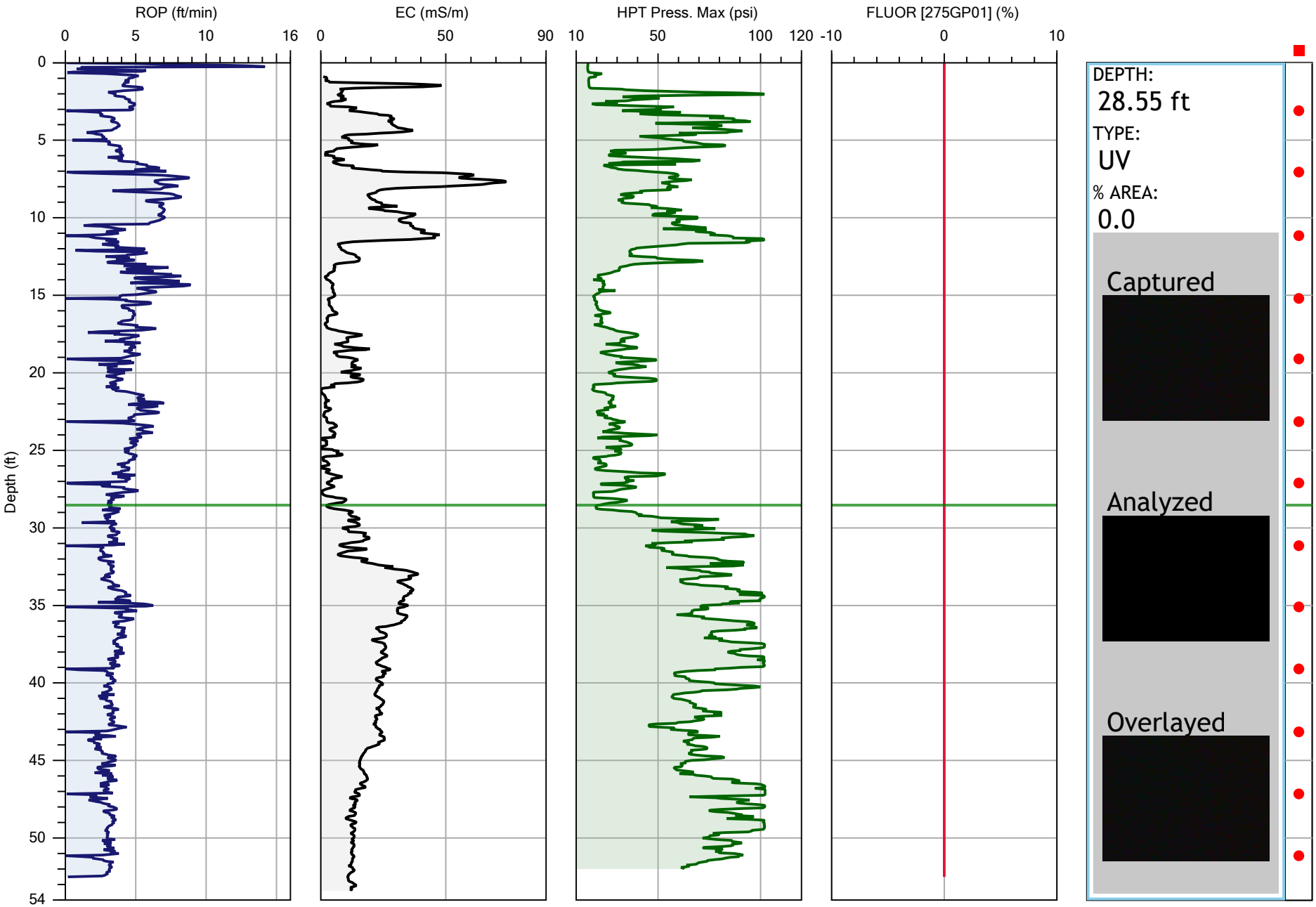

S2 C2

		File: SB2.OIHP
Company: S2C2	Operator: TK	Date: 8/10/2022
Project ID: Shore Medical Center at Chestertown	Client: Apex Companies	Location: SB2

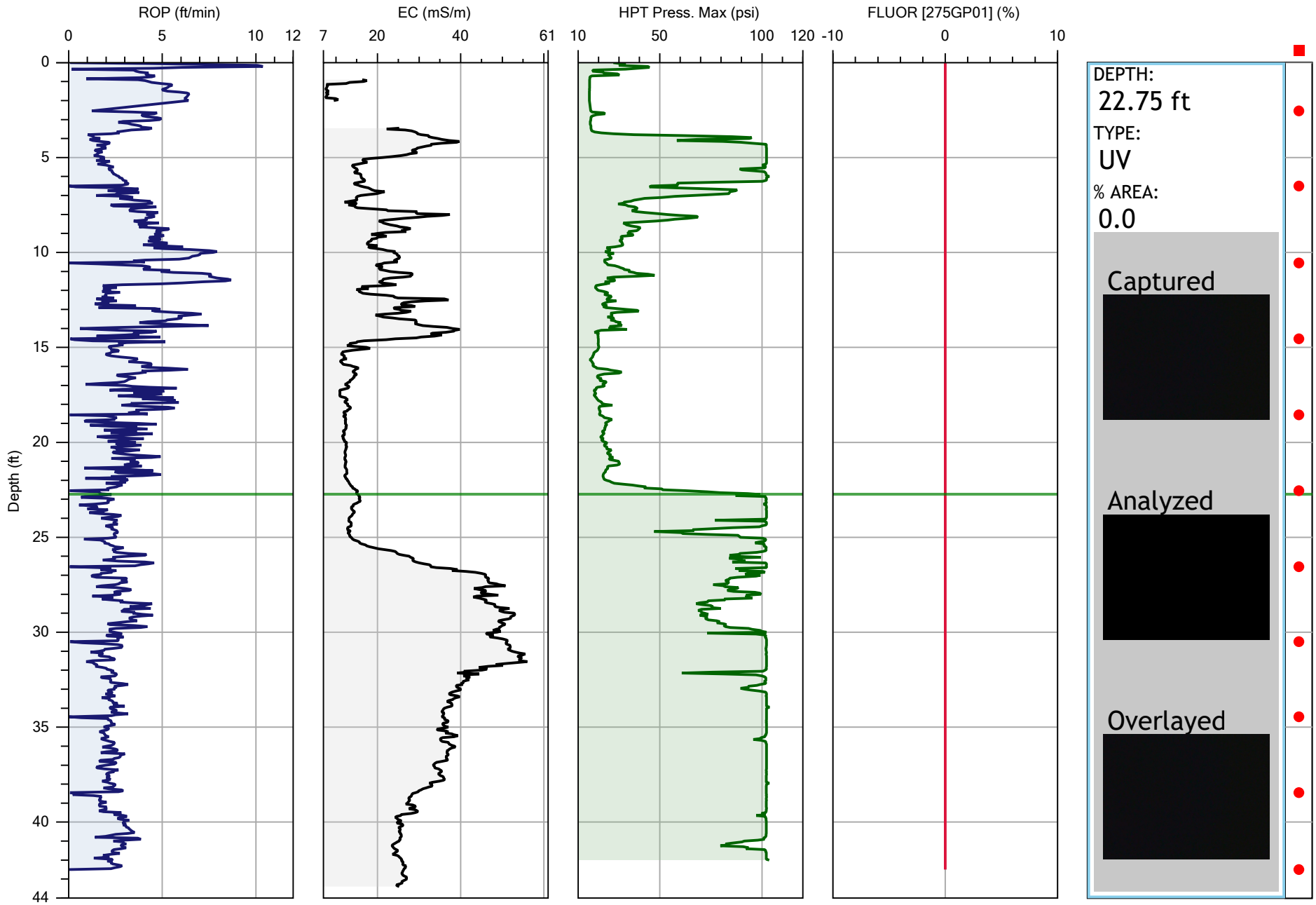

S2 C2

		File: SB3.OIHP
Company: S2C2	Operator: TK	Date: 8/9/2022
Project ID: Shore Medical Center at Chestertown	Client: Apex Companies	Location: SB3

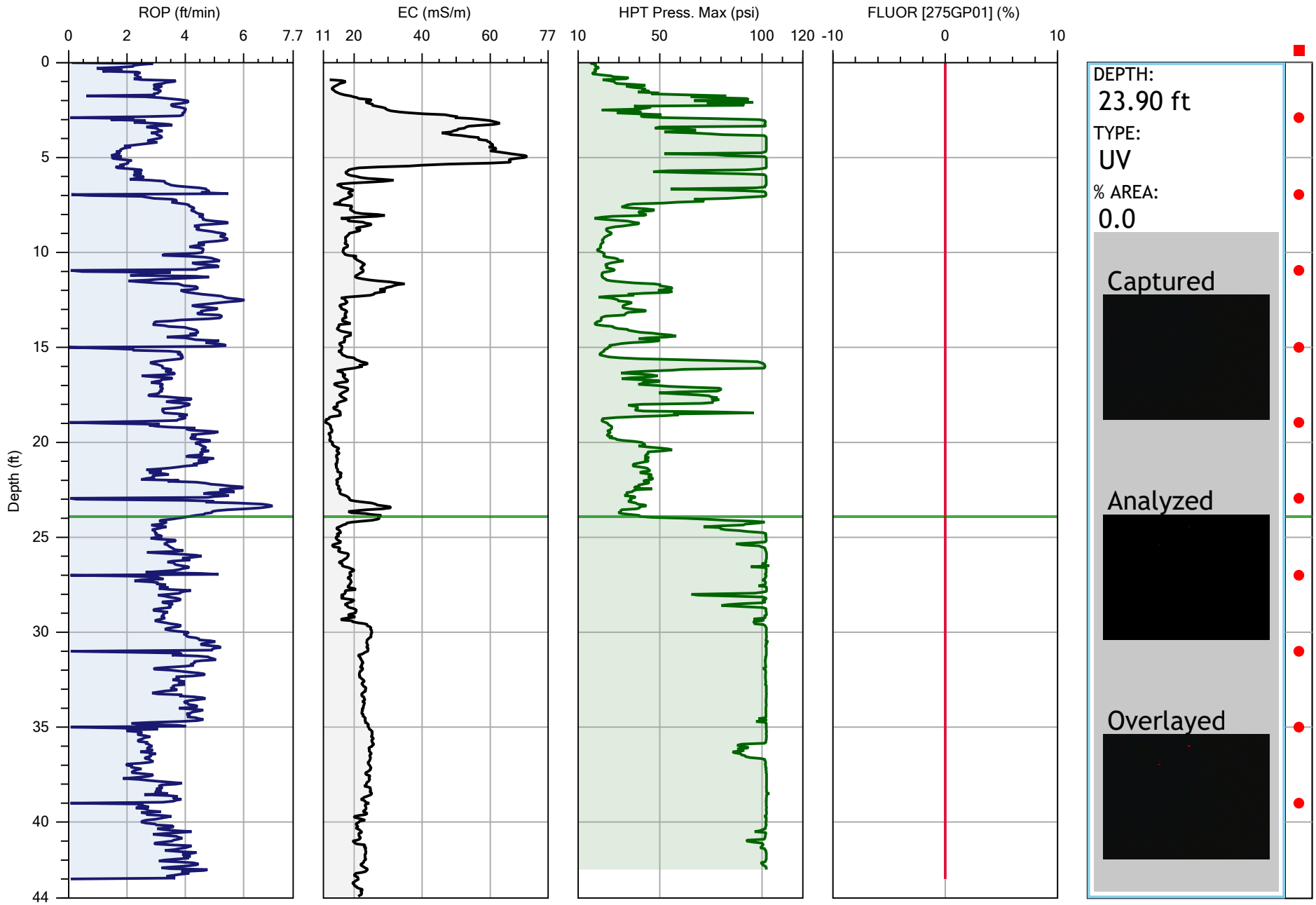

S2 C2

		File: SB4.OIHP
Company: S2C2	Operator: TK	Date: 8/9/2022
Project ID: Shore Medical Center at Chestertown	Client: Apex Companies	Location: SB4

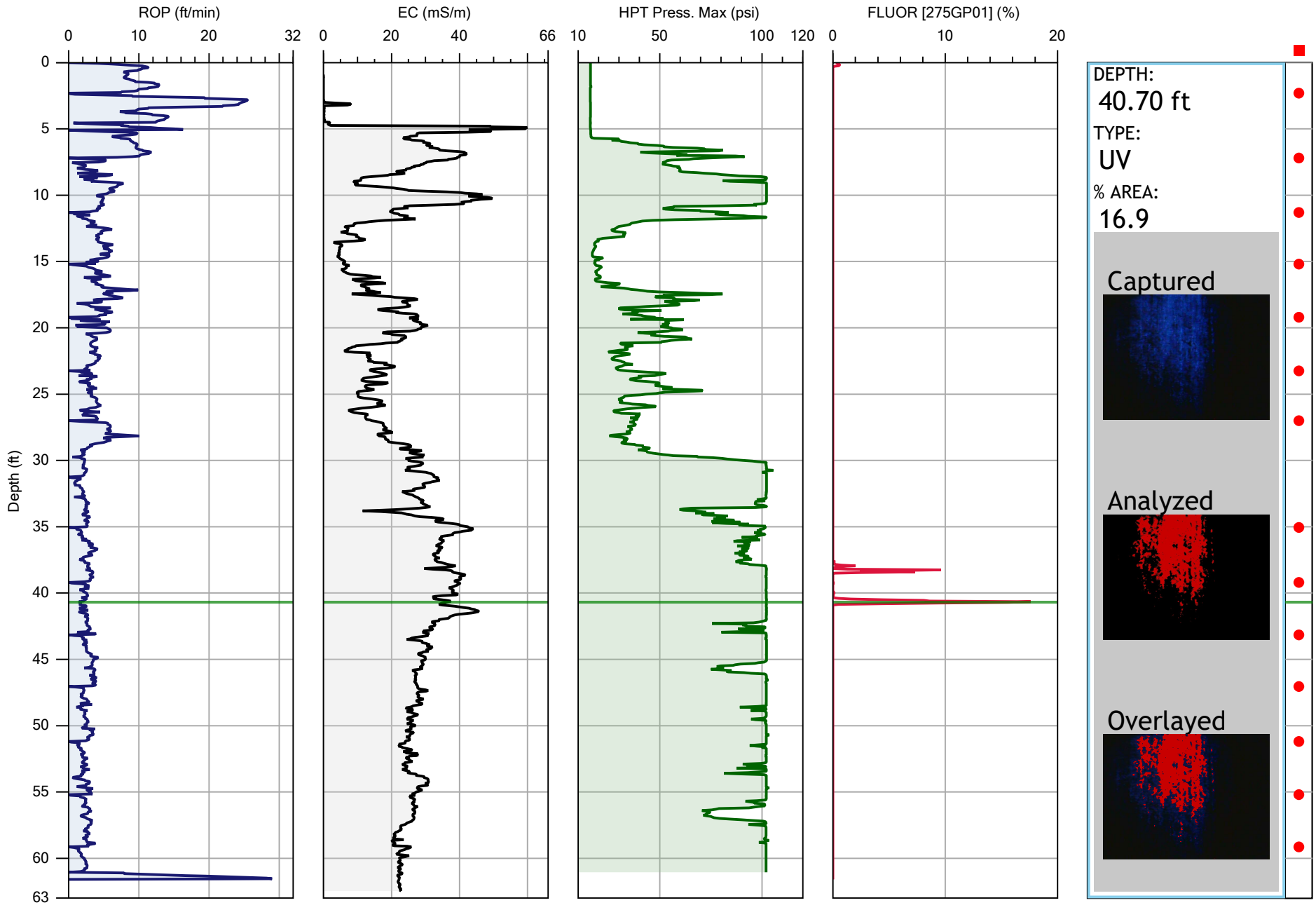

S2 C2

		File: SB5.OIHP
Company: S2C2	Operator: TK	Date: 8/9/2022
Project ID: Shore Medical Center at Chestertown	Client: Apex Companies	Location: SB5

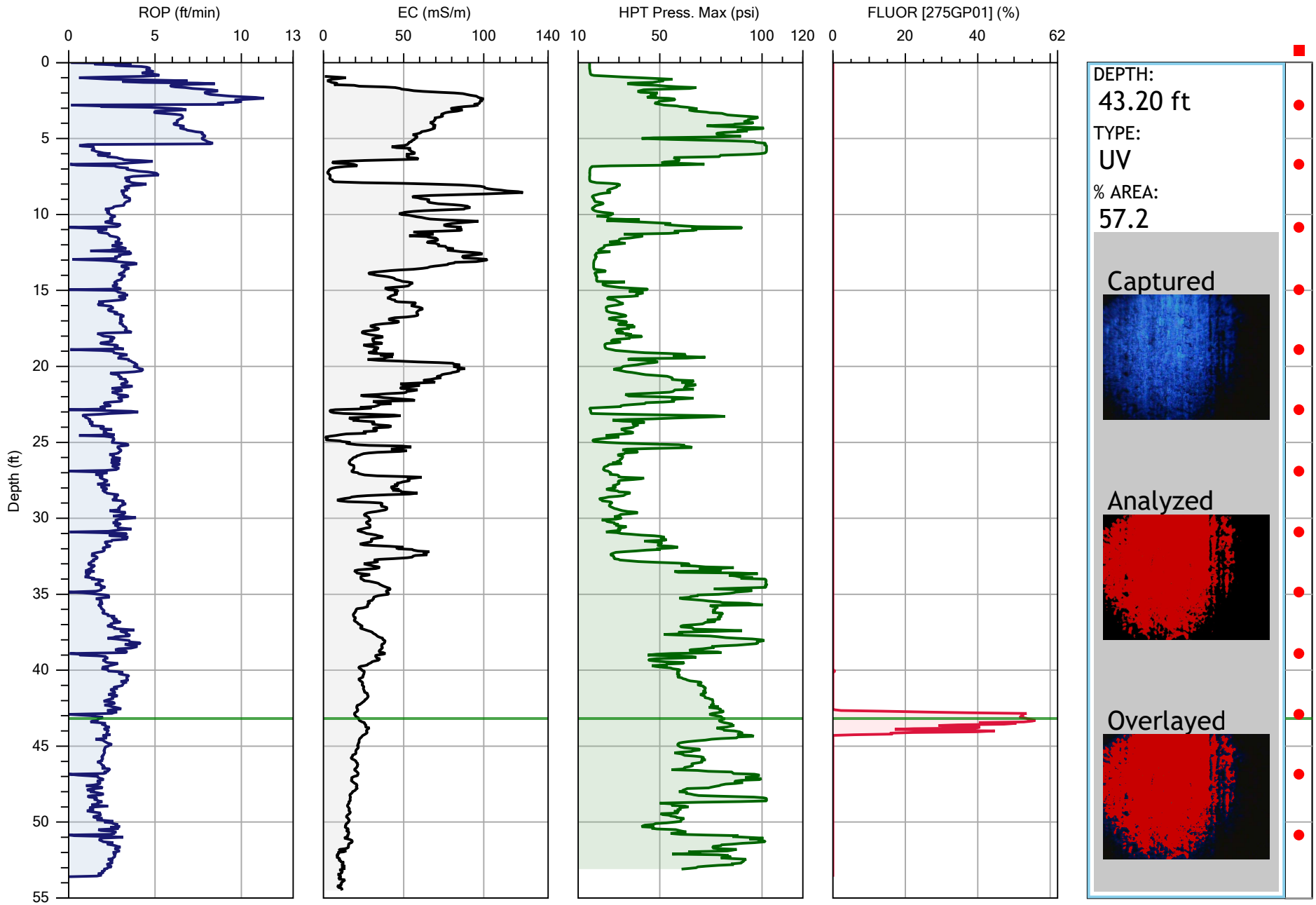

S2 C2

		File: SB6.OIHP
Company: S2C2	Operator: TK	Date: 8/10/2022
Project ID: Shore Medical Center at Chestertown	Client: Apex Companies	Location: SB6

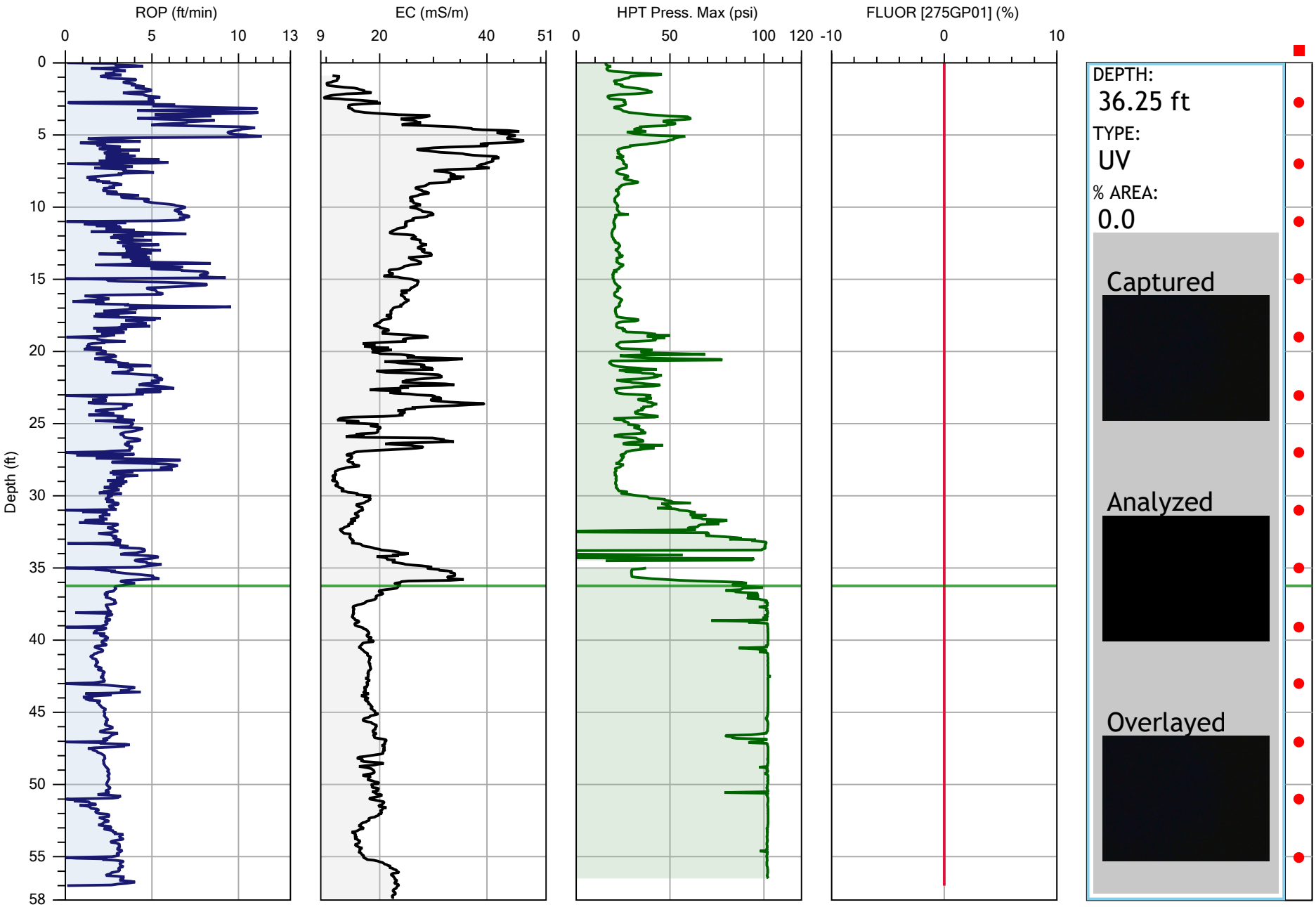

S2 C2

		File: SB7.OIHP
Company: S2C2	Operator: TK	Date: 8/9/2022
Project ID: Shore Medical Center at Chestertown	Client: Apex Companies	Location: SB7

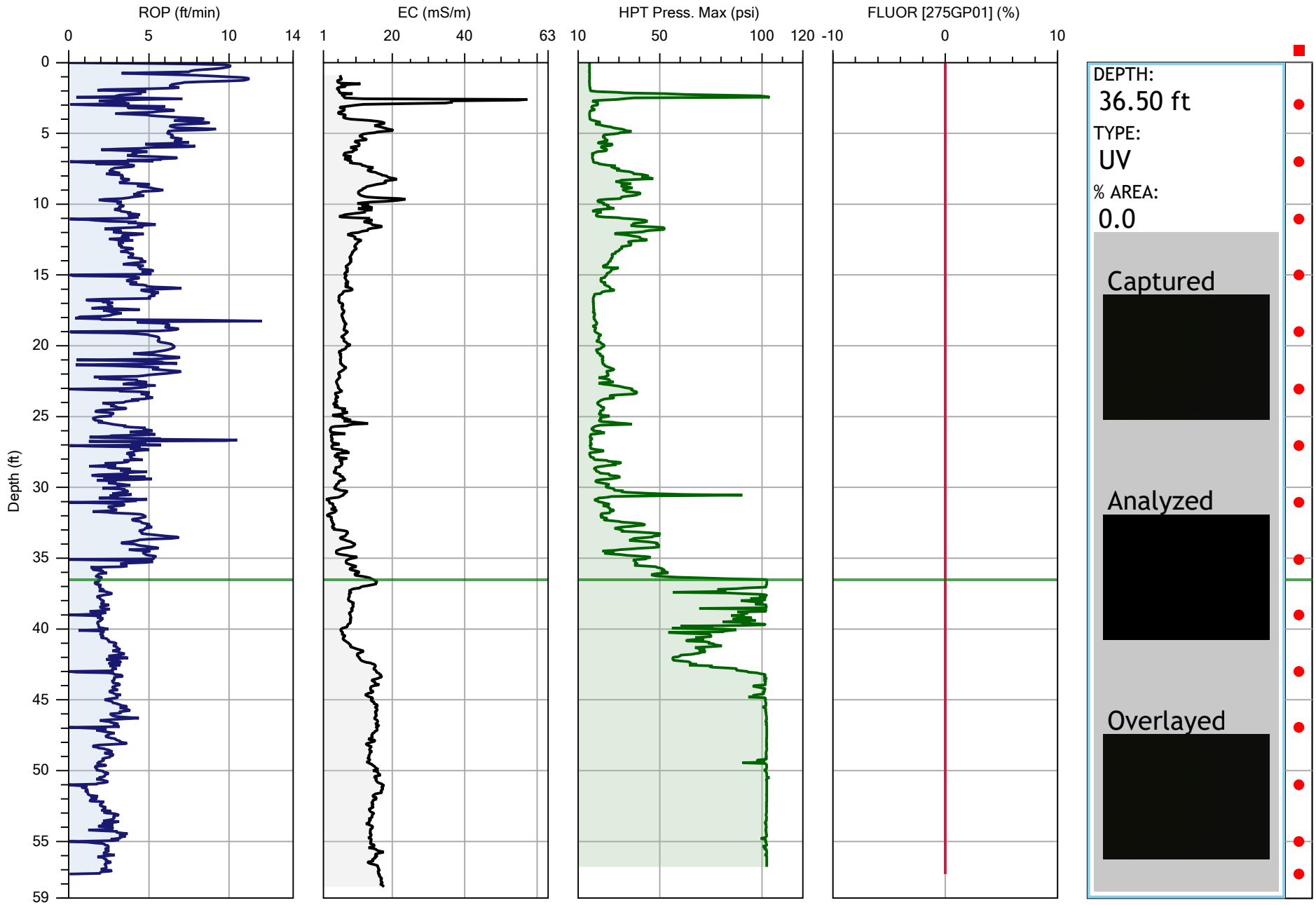

S2 C2

		File: SB8.OIHP
Company: S2C2	Operator: TK	Date: 8/10/2022
Project ID: Shore Medical Center at Chestertown	Client: Apex Companies	Location: SB8

ATTACHMENT 3

Apex Soil Boring Logs

Soil/Well Boring Log

APEX

Boring No.:	SB1
Project:	Shore Medical Center LSI
Project No.:	TOW029-0309010-22008272

Client:	Town of Chestertown
Location:	100 Brown Street, Chestertown MD
Operator:	A-Zone Env Serv - Eric Lindberg
Drill Method:	Direct Push - Dual-Tube
Date Start:	8/11/2022 Date End 8/11/2022
Geologist:	Matt Fraioli
G.S. Elev.:	Total Depth: 35' bgs

Boring Location: Along East Campus Ave south of Hospital

Groundwater Readings *feet bgs*

Date	Time	Depth to Water
8/11	1600	27.05
8/12	1150	27.17
8/15	0835	27.11
8/16	0900	27.11
8/22	0915	27.14

Well Construction Materials: Riser, Bentonite, Screen, Sand

Sample Information

Depth (feet)	Sample Interval	Recovery (inches)	Sample No.	Field Screen (ppm)	Water Table	USCS	Lithologic Description/ Remarks	Temporary Well Construction	Depth (feet)
				0.0		SW	Light brown silty sand, very fine, top soil and gravels, slightly moist, no odor		1
		50							
5				0.0		CH	Light brown clay, very stiff, high plasticity, slightly moist, no odor	2" diameter borehole	5
		40							
10				0.0		SW	Reddish brown sand, medium to fine grain, ironstone	Well riser details: 0' - 20' bgs 1" ID SCH 40 PVC	10
		29		0.0					
15							Wet at 15' possible perched water zone		15
				0.0				Well screen: 20' - 35' bgs 1" ID SCH 40 PVC 0.010" Slot	
		28							
20				0.0					20
			SB1 23' 1540			SC/SW	Reddish brown clayey sand, medium to fine grain, soft		
		39		0.0					
25									25
					▼		Same as above, wet at 27'		
		40		0.0					
30									30
		46	SB1 34'	0.0				PVC cap TD= 35' bgs	
35									35
							Boring terminated at 35' Temp well set at 35' Temp well was abandoned on 08/22		
40									40
45									45

REMARKS: Field Screen method / instrument: Ultrae 3000 PID, 9.8 eV lamp calibrated to 100 ppm isobutylene in air.

Soil/Well Boring Log

APEX

Boring No.:	SB2
Project:	Shore Medical Center LSI
Project No.:	TOW029-0309010-22008272

Client:	Town of Chestertown
Location:	100 Brown Street, Chestertown MD
Operator:	A-Zone Env Serv - Eric Lindberg
Drill Method:	Direct Push - Dual-Tube
Date Start:	8/11/2022 Date End #######
Geologist:	Matt Fraioli
G.S. Elev.:	Total Depth: 45' bgs

Boring Location: Southwest of Hospital near parking lot entrance

Groundwater Readings *feet bgs*

Date	Time	Depth to Water
8/11	1355	34.85
8/12	1140	34.55
8/15	0830	34.61
8/16	0900	34.57
8/22	0940	34.59

Well Construction Materials: Riser, Bentonite, Screen, Sand

Sample Information

Depth (feet)	*Sample Interval*	*Recovery (inches)*	*Sample No.*	*Field Screen (ppm)*	*Water Table*	*USCS*	*Lithologic Description/ Remarks*	*Temporary Well Construction*	*Depth (feet)*
							Light brown silty sand, very fine, and top soil, slightly moist, no odor		1
		44		0.0		SM			
5				0.1			Light brown clay, very stiff, high plasticity, slightly moist, no odor	2" diameter borehole	5
		56		0.0		SM	Reddish brown sand, medium to fine grain	Well riser details: 0' - 29' bgs 1" ID SCH 40 PVC	10
15		40		0.0		SP	Light brown sand, coarse grain,		15
20		38		0.0			Reddish brown sand, coarse with gravels, ironstone		20
25		42		0.0		SW	Light brown sand, well graded, soft, no odor		25
30		58		0.0					30
35		38	SB2 32' 1340	0.0		SC/SW	Brown clayey sand, soft, medium to fine grain, wet, no odor	Well screen: 29' - 44' bgs 1" ID SCH 40 PVC 0.010" Slot	35
40		53	SB2 41' 1350	0.0			Same as above, grade to light brown		40
45		45		0.0		CH	Light brown clay, high plasticity	PVC cap TD= 44' bgs	45
50							Boring terminated at 45' Boring collapsed to 44' and temp well set at 44' Temp well was abandoned on 08/22		50

REMARKS: Field Screen method / instrument: Ultrae 3000 PID, 9.8 eV lamp calibrated to 100 ppm isobutylene in air.

Soil/Well Boring Log

APEX

Boring No.:	SB3
Project:	Shore Medical Center LSI
Project No.:	TOW029-0309010-22008272

Client:	Town of Chestertown
Location:	100 Brown Street, Chestertown MD
Operator:	A-Zone Env Serv - Eric Lindberg
Drill Method:	Direct Push - Dual-Tube
Date Start:	8/12/2022 Date End 8/12/2022
Geologist:	Matt Fraioli
G.S. Elev.:	Total Depth: 35' bgs

Boring Location: South of hospital in lower parking lot

Groundwater Readings *feet bgs*

Date	Time	Depth to Water
8/12	1600	27.40
8/15	0830	27.49
8/16	0920	27.50
8/17	0830	27.56
8/22	0920	27.55

Well Construction Materials: Riser, Bentonite, Screen, Sand

Sample Information

Depth (feet)	Sample Interval	Recovery (inches)	Sample No.	Field Screen (ppm)	Water Table	USCS	Lithologic Description/ Remarks	Temporary Well Construction	Depth (feet)
				0.0		SW	Brown sand, medium - fine grain, top soil and roots, slightly moist, no odor		1
		47							
5				0.0		CH	Brown clay, very stiff, high plasticity, slightly moist, no odor	2" diameter borehole	5
		48		0.0					
10						SC	Brown sand with some clay, moist, very soft	Well riser details: 0' - 20' bgs 1" ID SCH 40 PVC	10
		39		0.0					
15									15
		39		0.0		SP	Reddish brown sand, very fine grain, slightly moist, ironstone present	Well screen: 20' - 35' bgs 1" ID SCH 40 PVC 0.010" Slot	
20									20
		40	SB3 22' 0910	0.1	▼				
25				0.0		SW/SC	Brown clayey sand, soft		25
		37		0.0					
30			SB3 31' 0900						30
		37		0.0				PVC cap TD= 35' bgs	
35									35
							Boring terminated at 35' Temp well set at 35' Temp well was abandoned on 08/22		
40									40
45									45

REMARKS: Field Screen method / instrument: Ultrae 3000 PID, 9.8 eV lamp calibrated to 100 ppm isobutylene in air.

Soil/Well Boring Log

APEX

Boring No.:	SB4
Project:	Shore Medical Center LSI
Project No.:	TOW029-0309010-22008272

Client:	Town of Chestertown
Location:	100 Brown Street, Chestertown MD
Operator:	A-Zone Env Serv - Eric Lindberg
Drill Method:	Direct Push - Dual-Tube
Date Start:	8/12/2022 Date End 8/12/2022
Geologist:	Matt Fraioli
G.S. Elev.:	Total Depth: 35' bgs

Boring Location: Along Brown St. south of Hospital

Groundwater Readings *feet bgs*

Date	Time	Depth to Water
8/12	0930	28.50
8/15	1150	28.54
8/16	0845	28.51
8/17	1000	28.42
8/22	0951	28.52

Well Construction Materials: Riser, Bentonite, Screen, Sand

Sample Information

Depth (feet)	Sample Interval	Recovery (inches)	Sample No.	Field Screen (ppm)	Water Table	USCS	Lithologic Description/ Remarks	Temporary Well Construction	Depth (feet)
						SW	Light brown silty sand, very fine, top soil and gravels, slightly moist, no odor		1
		50		0.0					
5				0.0		CH	Light brown clay, very stiff, high plasticity, slightly moist, no odor	2" diameter borehole	5
		40							
10				0.0		SW	Reddish brown sand, medium to fine grain ironstone present	Well riser details: 0' - 20' bgs 1" ID SCH 40 PVC	10
		29		0.0					
15									15
		28		0.0					
20				0.0					20
		39		0.0					
25								Well screen: 20' - 35' bgs 1" ID SCH 40 PVC 0.010" Slot	25
		40		0.0		SW/SC	Reddish brown clayey sand, fine to very fine grain, soft, no odor		
30									30
		46		0.0				PVC cap TD= 35' bgs	
35									35
							Boring terminated at 35' Temp well set at 35' Temp well was abandoned on 08/22		
40									40
45									45

REMARKS: Field Screen method / instrument: Ultrae 3000 PID, 9.8 eV lamp calibrated to 100 ppm isobutylene in air.

APEX

Soil/Well Boring Log

Boring No.:	SB5
Project:	Shore Medical Center LSI
Project No.:	TOW029-0309010-22008272

Client:	Town of Chestertown
Location:	100 Brown Street, Chestertown MD
Operator:	A-Zone Env Serv - Eric Lindberg
Drill Method:	Direct Push - Dual-Tube
Date Start:	8/12/2022 Date End 8/12/2022
Geologist:	Matt Fraioli
G.S. Elev.:	Total Depth: 45' bgs

Boring Location: In upper parking lot on Brown St. south of Hospital entrance

Groundwater Readings *feet bgs*

Date	Time	Depth to Water
8/12	1600	33.45
8/15	0835	33.42
8/16	0915	33.40
8/17	0935	33.43
8/22	0915	33.46

Well Construction Materials: Riser, Bentonite, Screen, Sand

Sample Information

Depth (feet)	Sample Interval	Recovery (inches)	Sample No.	Field Screen (ppm)	Water Table	USCS	Lithologic Description/ Remarks
		37		0.0		SW	Dark brown sand, top soil with roots, slightly moist, no odor
5				0.0		CH	Light brown clay, very stiff, high plasticity, moist, no odor
		54					
10				0.0			Same as above grades to gray
		40		0.0			Reddish brown clayey sand very soft moist medium to fine grain, ironstone present
15						SC/SW	
		42		0.0			
20				0.0			
		30	SB5 25' 1330	0.0			Same as above
25							
		42		0.0			
30				1.2			
		38		38.3			
35							
		43	SB5 37' 1320	116.0	▼	SC/SW	Greenish clayey sand, very fine grain, strong petroleum odor slight stain
40				83.0			
		35		2.5			Same as above grades to light brown
45							
							Boring terminated at 45' Boring collapsed to 42' and temp well was set at 42'. No LNAPL detected Temp well was abandoned on 08/22
50							

Temporary Well Construction

2" diameter borehole

Well riser details: 0' - 20' bgs 1" ID SCH 40 PVC

Well screen: 20' - 35' bgs 1" ID SCH 40 PVC 0.010" Slot

PVC cap TD = 42' bgs

REMARKS: Field Screen method / instrument: Ultrae 3000 PID, 9.8 eV lamp calibrated to 100 ppm isobutylene in air.

APEX

Soil/Well Boring Log

Boring No.:	SB6
Project:	Shore Medical Center LSI
Project No.:	TOW029-0309010-22008272

Client:	Town of Chestertown
Location:	100 Brown Street, Chestertown MD
Operator:	A-Zone Env Serv - Eric Lindberg
Drill Method:	Direct Push - Dual-Tube
Date Start:	8/12/2022 Date End 8/12/2022
Geologist:	Matt Fraioli
G.S. Elev.:	Total Depth: 45' bgs

Boring Location:
In upper parking lot on Brown St south of Hospital entrance

Groundwater Readings *feet bgs*

Date	Time	Depth to Water
8/12	1640	35.01
8/15	0845	34.38
8/16	0920	34.34
8/17	0915	34.37
8/22	1008	34.34

Well Construction Materials: Riser, Bentonite, Screen, Sand

Sample Information

Depth (feet)	Sample Interval	Recovery (inches)	Sample No.	Field Screen (ppm)	Water Table	USCS	Lithologic Description/ Remarks	Temporary Well Construction	Depth (feet)
		36		0.0		SW	Top soils gravels and sand, light brown sandy clay		1
5				0.0		CH	Light brown clay with some sand, very stiff, high plasticity, slightly moist, no odor	2" diameter borehole	5
		42							
10				0.0		SP	Reddish brown sand medium to fine grain	Well riser details: 0' - 30' bgs 1" ID SCH 40 PVC	10
		37		0.0					
15							Reddish brown clayey sand, medium - fine grain soft, ironstone present		15
		33		0.0					
20				0.0					20
		36		0.0					
25						SC/SW			25
		37		0.0			Same as above		
30				1.2					30
		29		38.3				Well screen: 30' - 45' bgs 1" ID SCH 40 PVC 0.010" Slot	
35				33.4		SC	Greenish brown clayey sand, wet, strong petroleum odor, stained soil		35
		37		29.0					
40				11.8					40
		39		5.1			Same as above grades to light brown	PVC cap TD = 45' bgs	
45									45
							Boring terminated at 45' Temp well set at 45' No LNAPL detected Temp well was abandoned on 08/22		
50									50

REMARKS: Field Screen method / instrument: Ultrae 3000 PID, 9.8 eV lamp calibrated to 100 ppm isobutylene in air.

APEX

Soil/Well Boring Log

Boring No.:	SB7
Project:	Shore Medical Center LSI
Project No.:	TOW029-0309010-22008272

Client:	Town of Chestertown
Location:	100 Brown Street, Chestertown MD
Operator:	A-Zone Env Serv - Eric Lindberg
Drill Method:	Direct Push - Dual-Tube
Date Start:	8/11/2022 Date End 8/11/2022
Geologist:	Matt Fraioli
G.S. Elev.:	Total Depth: 45' bgs

Boring Location: East of the Hospital and south of the helipad

Groundwater Readings *feet bgs*

Date	Time	Depth to Water
8/11	1210	36.60
8/15	0820	34.72
8/16	0910	34.64
8/17	0900	34.67
8/22	1004	34.68

Well Construction Materials: Riser, Bentonite, Screen, Sand

Sample Information

Depth (feet)	Sample Interval	Recovery (inches)	Sample No.	Field Screen (ppm)	Water Table	USCS	Lithologic Description/ Remarks	Temporary Well Construction	Depth (feet)
				0.0		SW	Light brown sand, very fine, top soil and roots, slightly moist, no odor		1
		44							
5				0.0			Light brown clayey sand, fine - very fine, moist	2" diameter borehole	5
		28		0.0					
10								Well riser details:	10
		31	SB7 12' 1120	0.3		SC/SW	Reddish brown clayey sand, medium to fine grain, stiff, ironstone, slightly moist, no odor ironstone present	0' - 30' bgs 1" ID SCH 40 PVC	
15									15
		36		0.0					
20				0.0			Same as above grades to reddish brown		20
		34		0.0					
25									25
		31		0.0		SP	Light brown - reddish brown sand, fine - very fine grain, moist		
30									30
		47		0.0					
35								Well screen: 30' - 45' bgs 1" ID SCH 40 PVC 0.010" Slot	35
		33	SB7 40' 1110			SW/SC	Brown clayey sand, cohesive, wet		
40									40
		37		0.0				PVC cap TD = 45' bgs	
45									45
							Boring terminated at 45' Boring collapsed to 33' and was overdrilled to 45'. Temp well set at 45' Temp well was abandoned on 08/22		
50									50

REMARKS: Field Screen method / instrument: Ultrae 3000 PID, 9.8 eV lamp calibrated to 100 ppm isobutylene in air.

APEX

Soil/Well Boring Log

Boring No.:	SB8
Project:	Shore Medical Center LSI
Project No.:	TOW029-0309010-22008272

Client:	Town of Chestertown
Location:	100 Brown Street, Chestertown MD
Operator:	A-Zone Env Serv - Eric Lindberg
Drill Method:	Direct Push - Dual-Tube
Date Start:	8/11/2022 Date End 8/11/2022
Geologist:	Matt Fraioli
G.S. Elev.:	Total Depth: 50' bgs

Boring Location:
East of the Hospital and north of the helipad

Groundwater Readings *feet bgs*

Date	Time	Depth to Water
8/11	1000	42.70
8/15	0815	42.64
8/16	0900	42.63
8/17	0845	42.66
8/22	0957	42.67

Well Construction Materials

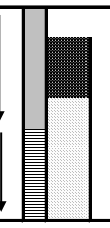

Sample Information

Depth (feet)	Sample Interval	Recovery (inches)	Sample No.	Field Screen (ppm)	Water Table	USCS	Lithologic Description/ Remarks	Temporary Well Construction	Depth (feet)
							Light brown silty sand, stiff, top soil and gravels, moist, no odor		1
		45		0.0		SW			
5				0.0				2" diameter borehole	5
							Light brown clayey sand, soft, moist, no odor		
		44							
10				0.0		SC/SW	Brown soft clayey sand, interbedded reddish brown gravels, soft, moist	Well riser details: 0' - 20' bgs 1" ID SCH 40 PVC	10
		30		0.0					
15									15
		29		0.0					
20				0.0					20
		32		0.0					
25									25
		37		0.0		SP	Light brown sand, fine, very soft, moist well sorted		
30									30
		36		0.0		SC/SW	Reddish brown clayey sand, slightly moist, with gravels, ironstone present		
35									35
		43	SB8 39' 930	0.8		SP	Light brown sand, slightly moist, fine well sorted	Well screen: 30' - 45' bgs 1" ID SCH 40 PVC 0.010" Slot	
40									40
		40	SB8 40' 940	0.0			Same as above, wet	PVC cap TD = 45' bgs	
45									45
		45		0.0			Boring terminated at 50'. Boring collapsed to 45' and temp well set at 45'		
50							Temp well was abandoned on 08/22		50

REMARKS: Field Screen method / instrument: Ultrae 3000 PID, 9.8 eV lamp calibrated to 100 ppm isobutylene in air.

ATTACHMENT 4

IDW Disposal Manifest

Petroleum Management, Inc.

MD. Oil Operation Permit No: 2011-OPT-38311
EPA Identification NO: MDR000525278
Federal ID NO: 42-2014536

5218 Curtis Avenue ♦ Baltimore, Maryland 21226 ♦ Phone 410-354-0200 ♦ Fax 410-721-1390

Bill of Lading/Manifest No. 34340

Generator/Shipper: APEX Companies, LLC			**Billing Name:** APEX Companies, LLC		
Site Address: 100 Brown St			**Address:** 15850 Crabbs Branch Way, Suite 200		
City: Chestertown	**State:** MD	**Zip:** 21620	**City:** Rockville	**State:** MD	**Zip:** 20855
Phone: 571-229-6531	**Contact:** Matt		**Phone:** 202-794-3006	**Contact:** Matt	

Purchase Order No:

MATERIAL CHARACTERIZATION (CHECK ALL THAT APPLY):

Description:	Gallons	Description:	Gallons	Description:	Gallons
Gasoline, 3, UN1203,PGIII		Hazardous Waste, Liquid, 9 NA3082, PGIII		JP#4	
#2 fuel Oil, 3, NA1993, PGIII		Hazardous Waste, Solid, 9 NA3077, PGIII		JP#5	
#4 fuel Oil, 3 NA1993, PGIII		Paint Thinners, 3, UN1263, PGI		Jet A	
#6 fuel Oil, 3, NA1993, PGIII		Ethylene Glycol, 9, UN3082, PGIII		Sludge	
Diesel, 3, NA1993 PGIII		Lube Oil		Petroleum Contaminated Water	
Flammable Liquids, NOS, 3, UN1993, PGI		Waste Oil		Other	
Corrosive Liquids, NOS, 3, UN1760, PGII		Kerosene		Other	
No of Drums:	2	No. of Tanks:		Other	
Scale Weights (Soil): Total: (Tons)		Tare: (Tons)		Net: (Tons)	

Service Description : Picked up (2) 55gal drums & transported to PMI yard for processing.

PLACARDS TENDERED ☐ YES ■ NO **EMERGENCY CONTACT (410) 354-0200**

Generator/Shipper Certification Statement

As the generator or shipper, I hereby certify that this material is properly classified and does not contain Polychlorinated Biphenyls (PCB'S). To the best of my knowledge it has not been mixed, combined or blended in any amount with any other material defined as hazardous waste under applicable law. Generator/Shipper agrees to indemnify and hold Petroleum Management, Inc. harmless for any damages arising from or in any way relating to a breach of this Certification Statement.

X **Generator/Shipper Authorized Agent (Print)** APEX - UMD Shore Medical Center @ Chestertown — **Date Of Services** 8/18/22

X **Generator/Shipper Authorized Agent (Signature)**

HAULER/CARRIER INFORMATION

Co. Name Petroleum Management, Inc.			**Driver Name (print)** Alphonsus Cox
Street 5218 Curtis Avenue			**Driver Signature**
City Baltimore	**State** MD	**Zip** 21226	**Phone** 4103540200

The above mentioned materials have been received by this facility and will be handled in accordance with all applicable rules and regulations. All quantities are subject to final verification by this facility and are indicated in far right box.

RECEIVING FACILITY ACCEPTANCE

Facility Name PMI

Acceptance Signature

Phone 410-354-0200 — **Total Quantity Received** 2 drums

ATTACHMENT 5

Photograph Documentation

Site Photographs - 08/12/2022
Apex Companies, LLC

100 Brown Street
Chestertown, Maryland 21620

Photograph:	1	
Description:	View of A-Zone drilling at SB-8 location, facing west. University of Maryland Shore Medical Center is visible in the background.	
Photograph:	2	
Description:	View of SB-1 location along East Campus Avenue.	
Photograph:	3	
Description:	View of A-Zone constructing temporary well at SB-3 location in lower parking lot south of the Medical Center.	

APEX

Photograph:	4	
Description:	View of A-Zone constructing temporary well at SB-4 location. HRSC OIP borehole visible next to temporary well.	
Photograph:	5	
Description:	View of A-Zone drilling at SB-5 location at the upper parking lot south of the Medical Center.	
Photograph:	6	
Description:	View of A-Zone drilling at SB-6 location at the upper parking lot southeast of the Medical Center.	

Photograph:	7	
Description:	View of A-Zone drilling at SB-2 location, within the parking lot entrance southwest of the Medical Center.	
Photograph:	8	
Description:	View of two (2) 55-gallons drums containing soil cuttings and decon/purge water. Drums were staged behind the maintenance shop east of the Medical Center.	
Photograph:	9	
Description:	View of groundwater sampling at TW-1.	

APEX

Photograph:	10	
Description:	View of groundwater sampling at TW-5.	
Photograph:	11	
Description:	View of A-Zone mixing grout for temporary well abandonment at TW-3.	
Photograph:	12	
Description:	View of A-Zone hydrating bentonite for temporary well abandonment at TW-1.	

Photograph:	13	
Description:	View of A-Zone pulling PVC from ground for temporary well abandonment at TW-7.	
Photograph:	14	
Description:	View of A-Zone spreading topsoil post temporary well abandonment at TW-6.	

ATTACHMENT 6

Laboratory Certificates of Analysis & Chain of Custody Record
for Soil Samples

PHASE
SEPARATION
SCIENCE

Certificate of Analysis

6630 Baltimore National Pike
Baltimore, MD 21228
410-747-8770
800-932-9047
www.phaseonline.com

Project Name: Chestertown
PSS Project No.: 22081223

August 22, 2022

Calvin Mentzer
Apex Companies, LLC
15850 Crabbs Branch Way, Ste 200
Rockville, MD 20855

Reference: PSS Project No: **22081223**
Project Name: Chestertown

Dear Calvin Mentzer:

This report includes the analytical results from the analyses performed on the samples received under the project name referenced above and identified with the Phase Separation Science (PSS) Project number(s) **22081223**.

All work reported herein has been performed in accordance with current NELAP standards, referenced methodologies, PSS Standard Operating Procedures and the PSS Quality Assurance Manual unless otherwise noted in the Case Narrative Summary. PSS is limited in liability to the actual cost of the sample analysis done.

PSS reserves the right to return any unused samples, extracts or related solutions. Otherwise, the samples are scheduled for disposal, without any further notice, on September 16, 2022, with the exception of air canisters which are cleaned immediately following analysis. This includes any samples that were received with a request to be held but lacked a specific hold period. It is your responsibility to provide a written request defining a specific disposal date if additional storage is required. Upon receipt, the request will be acknowledged by PSS, thus extending the storage period.

This report shall not be reproduced except in full, without the written approval of an authorized PSS representative. A copy of this report will be retained by PSS for at least 5 years, after which time it will be disposed of without further notice, unless prior arrangements have been made.

We thank you for selecting Phase Separation Science, Inc. to serve your analytical needs. If you have any questions concerning this report, do not hesitate to contact us at 410-747-8770 or info@phaseonline.com.

Sincerely,

Dan Prucnal
Laboratory Manager

PHASE SEPARATION SCIENCE

6630 Baltimore National Pike
Baltimore, MD 21228
410-747-8770
800-932-9047
www.phaseonline.com

Explanation of Qualifiers

Project Name: Chestertown
PSS Project No.: 22081223

The following samples were received under chain of custody by Phase Separation Science (PSS) on 08/12/2022 at 06:25 pm

PSS Sample ID	Sample ID	Matrix	Date/Time Collected
22081223-001	SB8 39'	SOIL	08/11/22 09:30
22081223-002	SB8 43'	SOIL	08/11/22 09:40
22081223-003	SB7 40'	SOIL	08/11/22 11:10
22081223-004	SB7 12'	SOIL	08/11/22 11:20
22081223-005	SB1 34'	SOIL	08/11/22 15:30
22081223-006	SB1 23'	SOIL	08/11/22 15:40
22081223-007	SB2 32'	SOIL	08/11/22 13:40
22081223-008	SB2 41'	SOIL	08/11/22 13:50
22081223-009	SB3 31'	SOIL	08/12/22 09:00
22081223-010	SB3 22'	SOIL	08/12/22 09:10
22081223-011	SB4 28'	SOIL	08/12/22 10:30
22081223-012	SB4 34'	SOIL	08/12/22 10:40
22081223-013	SB5 25'	SOIL	08/12/22 13:30
22081223-014	SB5 37'	SOIL	08/12/22 13:20
22081223-015	SB6 39'	SOIL	08/12/22 15:40
22081223-016	SB6 44'	SOIL	08/12/22 15:50

Please reference the Chain of Custody and Sample Receipt Checklist for specific container counts and preservatives. Any sample conditions not in compliance with sample acceptance criteria are described in Case Narrative Summary.

Notes:

1. The presence of a common laboratory contaminant such as methylene chloride may be considered a possible laboratory artifact. Where observed, appropriate consideration of data should be taken.
2. Unless otherwise noted in the case narrative, results are reported on a dry weight basis with the exception of pH, flashpoint, moisture, and paint filter test.
3. Drinking water samples collected for the purpose of compliance with SDWA may not be suitable for their intended use unless collected by a certified sampler [COMAR 26.08.05.07.C.2].
4. The analyses of 1,2-dibromo-3-chloropropane (DBCP) and 1,2-dibromoethane (EDB) by EPA 524.2 and calcium, magnesium, sodium and iron by EPA 200.8 are not currently promulgated for use in testing to meet the Safe Drinking Water Act and as such cannot be used for compliance purposes. The listings of the current promulgated methods for testing in compliance with the Safe Drinking Water Act can be found in the 40 CFR part 141.1, for the primary drinking water contaminates, and part 141.3, for the secondary drinking water contaminates.
5. Sample prepared under EPA 3550C with concentrations greater than 20 mg/Kg should employ the microtip extraction procedure if required to meet data quality objectives.
6. The analysis of acrolein by EPA 624 must be analyzed within three days of sampling unless pH is adjusted to 4-5 units [40 CFR part 136.3(e)].
7. Method 180.1, The Determination of Turbidity by Nephelometry, recommends samples over 40 NTU be diluted until the turbidity falls below 40 units. Routine samples over 40 NTU may not be diluted as long as the data quality objectives are not affected.
8. Alkalinity results analyzed by EPA 310.2 that are reported by dilution are estimated and are not in compliance with method requirements.

PHASE SEPARATION SCIENCE

6630 Baltimore National Pike
Baltimore, MD 21228
410-747-8770
800-932-9047
www.phaseonline.com

Explanation of Qualifiers

Project Name: Chestertown

PSS Project No.: 22081223

Standard Flags/Abbreviations:

B	A target analyte or common laboratory contaminant was identified in the method blank. Its presence indicates possible field or laboratory contamination.
C	Results Pending Final Confirmation.
E	The data exceeds the upper calibration limit; therefore, the concentration is reported as estimated.
Fail	The result exceeds the regulatory level for Toxicity Characteristic (TCLP) as cited in 40 CFR 261.24 Table 1.
J	The target analyte was positively identified below the reporting limit but greater than the MDL.
MDL	This is the Laboratory Method Detection Limit which is equivalent to the Limit of Detection (LOD). The LOD is the minimum result, which can be reliably discriminated from a blank with a predetermined confidence level. This value will remain constant across multiple similar instrumentation and among different analysts. An LOD is analyte and matrix specific. instrumentation and among different analysts. An LOD is analyte and matrix specific.
ND	Not Detected at or above the reporting limit.
RL	PSS Reporting Limit.
U	Not detected.

Certifications:

NELAP Certifications: PA 68-03330, VA 460156
State Certifications: MD 179, WV 303
Regulated Soil Permit: P330-12-00268
NSWC USCG Accepted Laboratory
LDBE MWAA LD1997-0041-2015

PHASE SEPARATION SCIENCE

6630 Baltimore National Pike
Baltimore, MD 21228
410-747-8770
800-932-9047
www.phaseonline.com

Certificate of Analysis

Project Name: Chestertown
PSS Project No.: 22081223

Sample ID: SB8 39' **Date/Time Sampled: 08/11/2022 09:30** **PSS Sample ID: 22081223-001**
Matrix: SOIL **Date/Time Received: 08/12/2022 18:25** **% Solids SM2540G-11: 90.3**

Total Petroleum Hydrocarbons - DRO — Analytical Method: SW-846 8015C DRO — Preparation Method: SW3550C

	Result	Units	RL	Flag	Dil	Prepared	Analyzed	Analyst
TPH-DRO (Diesel Range Organics)	ND	mg/kg	3.7		1	08/17/22	08/17/22 21:35	1069
Surrogate(s)	***Recovery***		***Limits***					
o-Terphenyl	*70*	*%*	*39-119*		*1*	*08/17/22*	*08/17/22 21:35*	*1069*

Total Petroleum Hydrocarbons-GRO — Analytical Method: SW-846 8015C GRO — Preparation Method: SW5035A

	Result	Units	RL	Flag	Dil	Prepared	Analyzed	Analyst
TPH-GRO (Gasoline Range Organics)	ND	mg/kg	0.100		1	08/18/22	08/18/22 12:33	1045
Surrogate(s)	***Recovery***		***Limits***					
a,a,a-Trifluorotoluene	*83*	*%*	*68-120*		*1*	*08/18/22*	*08/18/22 12:33*	*1045*

TCL Volatile Organic Compounds — Analytical Method: SW-846 8260 D — Preparation Method: SW5035A

Qualifier(s): See Batch 196498 on Case Narrative.

	Result	Units	RL	Flag	Dil	Prepared	Analyzed	Analyst
Acetone	ND	mg/kg	0.015		1	08/20/22	08/20/22 12:40	1045
Benzene	ND	mg/kg	0.00077		1	08/20/22	08/20/22 12:40	1045
Bromochloromethane	ND	mg/kg	0.00077		1	08/20/22	08/20/22 12:40	1045
Bromodichloromethane	ND	mg/kg	0.00077		1	08/20/22	08/20/22 12:40	1045
Bromoform	ND	mg/kg	0.00077		1	08/20/22	08/20/22 12:40	1045
Bromomethane	ND	mg/kg	0.00077		1	08/20/22	08/20/22 12:40	1045
2-Butanone (MEK)	ND	mg/kg	0.0038		1	08/20/22	08/20/22 12:40	1045
Carbon Disulfide	ND	mg/kg	0.00077		1	08/20/22	08/20/22 12:40	1045
Carbon tetrachloride	ND	mg/kg	0.00077		1	08/20/22	08/20/22 12:40	1045
Chlorobenzene	ND	mg/kg	0.00077		1	08/20/22	08/20/22 12:40	1045
Chloroethane	ND	mg/kg	0.00077		1	08/20/22	08/20/22 12:40	1045
Chloroform	ND	mg/kg	0.0038		1	08/20/22	08/20/22 12:40	1045
Chloromethane	ND	mg/kg	0.00077		1	08/20/22	08/20/22 12:40	1045
Cyclohexane	ND	mg/kg	0.00077		1	08/20/22	08/20/22 12:40	1045
1,2-Dibromo-3-chloropropane	ND	mg/kg	0.00077		1	08/20/22	08/20/22 12:40	1045
Dibromochloromethane	ND	mg/kg	0.00077		1	08/20/22	08/20/22 12:40	1045
1,2-Dibromoethane	ND	mg/kg	0.00077		1	08/20/22	08/20/22 12:40	1045
1,2-Dichlorobenzene	ND	mg/kg	0.00077		1	08/20/22	08/20/22 12:40	1045

PHASE SEPARATION SCIENCE

6630 Baltimore National Pike
Baltimore, MD 21228
410-747-8770
800-932-9047
www.phaseonline.com

Certificate of Analysis

Project Name: Chestertown
PSS Project No.: 22081223

Sample ID: SB8 39' **Date/Time Sampled: 08/11/2022 09:30** **PSS Sample ID: 22081223-001**
Matrix: SOIL **Date/Time Received: 08/12/2022 18:25** **% Solids SM2540G-11: 90.3**

TCL Volatile Organic Compounds Analytical Method: SW-846 8260 D Preparation Method: SW5035A

Qualifier(s): See Batch 196498 on Case Narrative.

	Result	Units	RL	Flag	Dil	Prepared	Analyzed	Analyst
1,3-Dichlorobenzene	ND	mg/kg	0.00077		1	08/20/22	08/20/22 12:40	1045
1,4-Dichlorobenzene	ND	mg/kg	0.00077		1	08/20/22	08/20/22 12:40	1045
Dichlorodifluoromethane	ND	mg/kg	0.00077		1	08/20/22	08/20/22 12:40	1045
1,1-Dichloroethane	ND	mg/kg	0.00077		1	08/20/22	08/20/22 12:40	1045
1,2-Dichloroethane	ND	mg/kg	0.00077		1	08/20/22	08/20/22 12:40	1045
1,1-Dichloroethene	ND	mg/kg	0.00077		1	08/20/22	08/20/22 12:40	1045
cis-1,2-Dichloroethene	ND	mg/kg	0.00077		1	08/20/22	08/20/22 12:40	1045
1,2-Dichloropropane	ND	mg/kg	0.00077		1	08/20/22	08/20/22 12:40	1045
cis-1,3-Dichloropropene	ND	mg/kg	0.00077		1	08/20/22	08/20/22 12:40	1045
trans-1,2-Dichloroethene	ND	mg/kg	0.00077		1	08/20/22	08/20/22 12:40	1045
trans-1,3-Dichloropropene	ND	mg/kg	0.00077		1	08/20/22	08/20/22 12:40	1045
Ethylbenzene	ND	mg/kg	0.00077		1	08/20/22	08/20/22 12:40	1045
2-Hexanone (MBK)	ND	mg/kg	0.00077		1	08/20/22	08/20/22 12:40	1045
Isopropylbenzene	ND	mg/kg	0.00077		1	08/20/22	08/20/22 12:40	1045
Methyl Acetate	ND	mg/kg	0.019		1	08/20/22	08/20/22 12:40	1045
Methylcyclohexane	ND	mg/kg	0.00077		1	08/20/22	08/20/22 12:40	1045
Methylene chloride	ND	mg/kg	0.0038		1	08/20/22	08/20/22 12:40	1045
4-Methyl-2-Pentanone (MIBK)	ND	mg/kg	0.00077		1	08/20/22	08/20/22 12:40	1045
Methyl-t-Butyl Ether	ND	mg/kg	0.00077		1	08/20/22	08/20/22 12:40	1045
Naphthalene	ND	mg/kg	0.00077		1	08/20/22	08/20/22 12:40	1045
Styrene	ND	mg/kg	0.00077		1	08/20/22	08/20/22 12:40	1045
1,1,2,2-Tetrachloroethane	ND	mg/kg	0.00077		1	08/20/22	08/20/22 12:40	1045
Tetrachloroethene	ND	mg/kg	0.00077		1	08/20/22	08/20/22 12:40	1045
Toluene	ND	mg/kg	0.00077		1	08/20/22	08/20/22 12:40	1045
1,2,3-Trichlorobenzene	ND	mg/kg	0.00077		1	08/20/22	08/20/22 12:40	1045
1,2,4-Trichlorobenzene	ND	mg/kg	0.00077		1	08/20/22	08/20/22 12:40	1045
1,1,1-Trichloroethane	ND	mg/kg	0.00077		1	08/20/22	08/20/22 12:40	1045
1,1,2-Trichloroethane	ND	mg/kg	0.00077		1	08/20/22	08/20/22 12:40	1045
Trichloroethene	ND	mg/kg	0.00077		1	08/20/22	08/20/22 12:40	1045
Trichlorofluoromethane	ND	mg/kg	0.00077		1	08/20/22	08/20/22 12:40	1045
1,1,2-Trichlorotrifluoroethane	ND	mg/kg	0.00077		1	08/20/22	08/20/22 12:40	1045
Vinyl chloride	ND	mg/kg	0.0038		1	08/20/22	08/20/22 12:40	1045
m&p-Xylene	ND	mg/kg	0.0015		1	08/20/22	08/20/22 12:40	1045
o-Xylene	ND	mg/kg	0.00077		1	08/20/22	08/20/22 12:40	1045

PHASE SEPARATION SCIENCE

6630 Baltimore National Pike
Baltimore, MD 21228
410-747-8770
800-932-9047
www.phaseonline.com

Certificate of Analysis

Project Name: Chestertown
PSS Project No.: 22081223

Sample ID: SB8 39' **Date/Time Sampled: 08/11/2022 09:30** **PSS Sample ID: 22081223-001**
Matrix: SOIL **Date/Time Received: 08/12/2022 18:25** **% Solids SM2540G-11: 90.3**

TCL Volatile Organic Compounds Analytical Method: SW-846 8260 D Preparation Method: SW5035A

Qualifier(s): See Batch 196498 on Case Narrative.

Surrogate(s)	*Recovery*		*Limits*				
4-Bromofluorobenzene	*101*	*%*	*89-111*	*1*	*08/20/22*	*08/20/22 12:40*	*1045*
Dibromofluoromethane	*97*	*%*	*91-108*	*1*	*08/20/22*	*08/20/22 12:40*	*1045*
Toluene-D8	*99*	*%*	*93-104*	*1*	*08/20/22*	*08/20/22 12:40*	*1045*

PHASE SEPARATION SCIENCE

6630 Baltimore National Pike
Baltimore, MD 21228
410-747-8770
800-932-9047
www.phaseonline.com

Certificate of Analysis

Project Name: Chestertown
PSS Project No.: 22081223

Sample ID: SB8 43' **Date/Time Sampled: 08/11/2022 09:40** **PSS Sample ID: 22081223-002**
Matrix: SOIL **Date/Time Received: 08/12/2022 18:25** **% Solids SM2540G-11: 81.5**

Total Petroleum Hydrocarbons - DRO — Analytical Method: SW-846 8015C DRO — Preparation Method: SW3550C

	Result	Units	RL	Flag	Dil	Prepared	Analyzed	Analyst
TPH-DRO (Diesel Range Organics)	ND	mg/kg	4.1		1	08/17/22	08/17/22 22:00	1069
Surrogate(s)	***Recovery***		***Limits***					
o-Terphenyl	*90*	*%*	*39-119*		*1*	*08/17/22*	*08/17/22 22:00*	*1069*

Total Petroleum Hydrocarbons-GRO — Analytical Method: SW-846 8015C GRO — Preparation Method: SW5035A

	Result	Units	RL	Flag	Dil	Prepared	Analyzed	Analyst
TPH-GRO (Gasoline Range Organics)	ND	mg/kg	0.10		1	08/18/22	08/18/22 12:58	1045
Surrogate(s)	***Recovery***		***Limits***					
a,a,a-Trifluorotoluene	*75*	*%*	*68-120*		*1*	*08/18/22*	*08/18/22 12:58*	*1045*

TCL Volatile Organic Compounds — Analytical Method: SW-846 8260 D — Preparation Method: SW5035A

Qualifier(s): See Batch 196498 on Case Narrative.

	Result	Units	RL	Flag	Dil	Prepared	Analyzed	Analyst
Acetone	ND	mg/kg	0.018		1	08/20/22	08/20/22 13:02	1045
Benzene	ND	mg/kg	0.00090		1	08/20/22	08/20/22 13:02	1045
Bromochloromethane	ND	mg/kg	0.00090		1	08/20/22	08/20/22 13:02	1045
Bromodichloromethane	ND	mg/kg	0.00090		1	08/20/22	08/20/22 13:02	1045
Bromoform	ND	mg/kg	0.00090		1	08/20/22	08/20/22 13:02	1045
Bromomethane	ND	mg/kg	0.00090		1	08/20/22	08/20/22 13:02	1045
2-Butanone (MEK)	ND	mg/kg	0.0045		1	08/20/22	08/20/22 13:02	1045
Carbon Disulfide	ND	mg/kg	0.00090		1	08/20/22	08/20/22 13:02	1045
Carbon tetrachloride	ND	mg/kg	0.00090		1	08/20/22	08/20/22 13:02	1045
Chlorobenzene	ND	mg/kg	0.00090		1	08/20/22	08/20/22 13:02	1045
Chloroethane	ND	mg/kg	0.00090		1	08/20/22	08/20/22 13:02	1045
Chloroform	ND	mg/kg	0.0045		1	08/20/22	08/20/22 13:02	1045
Chloromethane	ND	mg/kg	0.00090		1	08/20/22	08/20/22 13:02	1045
Cyclohexane	ND	mg/kg	0.00090		1	08/20/22	08/20/22 13:02	1045
1,2-Dibromo-3-chloropropane	ND	mg/kg	0.00090		1	08/20/22	08/20/22 13:02	1045
Dibromochloromethane	ND	mg/kg	0.00090		1	08/20/22	08/20/22 13:02	1045
1,2-Dibromoethane	ND	mg/kg	0.00090		1	08/20/22	08/20/22 13:02	1045
1,2-Dichlorobenzene	ND	mg/kg	0.00090		1	08/20/22	08/20/22 13:02	1045

PHASE SEPARATION SCIENCE

6630 Baltimore National Pike
Baltimore, MD 21228
410-747-8770
800-932-9047
www.phaseonline.com

Certificate of Analysis

Project Name: Chestertown
PSS Project No.: 22081223

Sample ID: SB8 43' **Date/Time Sampled: 08/11/2022 09:40** **PSS Sample ID: 22081223-002**
Matrix: SOIL **Date/Time Received: 08/12/2022 18:25** **% Solids SM2540G-11: 81.5**

TCL Volatile Organic Compounds Analytical Method: SW-846 8260 D Preparation Method: SW5035A

Qualifier(s): See Batch 196498 on Case Narrative.

	Result	Units	RL	Flag	Dil	Prepared	Analyzed	Analyst
1,3-Dichlorobenzene	ND	mg/kg	0.00090		1	08/20/22	08/20/22 13:02	1045
1,4-Dichlorobenzene	ND	mg/kg	0.00090		1	08/20/22	08/20/22 13:02	1045
Dichlorodifluoromethane	ND	mg/kg	0.00090		1	08/20/22	08/20/22 13:02	1045
1,1-Dichloroethane	ND	mg/kg	0.00090		1	08/20/22	08/20/22 13:02	1045
1,2-Dichloroethane	ND	mg/kg	0.00090		1	08/20/22	08/20/22 13:02	1045
1,1-Dichloroethene	ND	mg/kg	0.00090		1	08/20/22	08/20/22 13:02	1045
cis-1,2-Dichloroethene	ND	mg/kg	0.00090		1	08/20/22	08/20/22 13:02	1045
1,2-Dichloropropane	ND	mg/kg	0.00090		1	08/20/22	08/20/22 13:02	1045
cis-1,3-Dichloropropene	ND	mg/kg	0.00090		1	08/20/22	08/20/22 13:02	1045
trans-1,2-Dichloroethene	ND	mg/kg	0.00090		1	08/20/22	08/20/22 13:02	1045
trans-1,3-Dichloropropene	ND	mg/kg	0.00090		1	08/20/22	08/20/22 13:02	1045
Ethylbenzene	ND	mg/kg	0.00090		1	08/20/22	08/20/22 13:02	1045
2-Hexanone (MBK)	ND	mg/kg	0.00090		1	08/20/22	08/20/22 13:02	1045
Isopropylbenzene	ND	mg/kg	0.00090		1	08/20/22	08/20/22 13:02	1045
Methyl Acetate	ND	mg/kg	0.023		1	08/20/22	08/20/22 13:02	1045
Methylcyclohexane	ND	mg/kg	0.00090		1	08/20/22	08/20/22 13:02	1045
Methylene chloride	ND	mg/kg	0.0045		1	08/20/22	08/20/22 13:02	1045
4-Methyl-2-Pentanone (MIBK)	ND	mg/kg	0.00090		1	08/20/22	08/20/22 13:02	1045
Methyl-t-Butyl Ether	ND	mg/kg	0.00090		1	08/20/22	08/20/22 13:02	1045
Naphthalene	ND	mg/kg	0.00090		1	08/20/22	08/20/22 13:02	1045
Styrene	ND	mg/kg	0.00090		1	08/20/22	08/20/22 13:02	1045
1,1,2,2-Tetrachloroethane	ND	mg/kg	0.00090		1	08/20/22	08/20/22 13:02	1045
Tetrachloroethene	ND	mg/kg	0.00090		1	08/20/22	08/20/22 13:02	1045
Toluene	ND	mg/kg	0.00090		1	08/20/22	08/20/22 13:02	1045
1,2,3-Trichlorobenzene	ND	mg/kg	0.00090		1	08/20/22	08/20/22 13:02	1045
1,2,4-Trichlorobenzene	ND	mg/kg	0.00090		1	08/20/22	08/20/22 13:02	1045
1,1,1-Trichloroethane	ND	mg/kg	0.00090		1	08/20/22	08/20/22 13:02	1045
1,1,2-Trichloroethane	ND	mg/kg	0.00090		1	08/20/22	08/20/22 13:02	1045
Trichloroethene	ND	mg/kg	0.00090		1	08/20/22	08/20/22 13:02	1045
Trichlorofluoromethane	ND	mg/kg	0.00090		1	08/20/22	08/20/22 13:02	1045
1,1,2-Trichlorotrifluoroethane	ND	mg/kg	0.00090		1	08/20/22	08/20/22 13:02	1045
Vinyl chloride	ND	mg/kg	0.0045		1	08/20/22	08/20/22 13:02	1045
m&p-Xylene	ND	mg/kg	0.0018		1	08/20/22	08/20/22 13:02	1045
o-Xylene	ND	mg/kg	0.00090		1	08/20/22	08/20/22 13:02	1045

PHASE SEPARATION SCIENCE

6630 Baltimore National Pike
Baltimore, MD 21228
410-747-8770
800-932-9047
www.phaseonline.com

Certificate of Analysis

Project Name: Chestertown
PSS Project No.: 22081223

Sample ID: SB8 43' **Date/Time Sampled: 08/11/2022 09:40** **PSS Sample ID: 22081223-002**
Matrix: SOIL **Date/Time Received: 08/12/2022 18:25** **% Solids SM2540G-11: 81.5**

TCL Volatile Organic Compounds Analytical Method: SW-846 8260 D Preparation Method: SW5035A

Qualifier(s): See Batch 196498 on Case Narrative.

Surrogate(s)	*Recovery*		*Limits*				
4-Bromofluorobenzene	*101*	*%*	*89-111*	*1*	*08/20/22*	*08/20/22 13:02*	*1045*
Dibromofluoromethane	*97*	*%*	*91-108*	*1*	*08/20/22*	*08/20/22 13:02*	*1045*
Toluene-D8	*98*	*%*	*93-104*	*1*	*08/20/22*	*08/20/22 13:02*	*1045*

PHASE SEPARATION SCIENCE

6630 Baltimore National Pike
Baltimore, MD 21228
410-747-8770
800-932-9047
www.phaseonline.com

Certificate of Analysis

Project Name: Chestertown
PSS Project No.: 22081223

Sample ID: SB7 40' **Date/Time Sampled: 08/11/2022 11:10** **PSS Sample ID: 22081223-003**
Matrix: SOIL **Date/Time Received: 08/12/2022 18:25** **% Solids SM2540G-11: 84.5**

Total Petroleum Hydrocarbons - DRO — Analytical Method: SW-846 8015C DRO — Preparation Method: SW3550C

	Result	Units	RL	Flag	Dil	Prepared	Analyzed	Analyst
TPH-DRO (Diesel Range Organics)	ND	mg/kg	4.0		1	08/17/22	08/17/22 22:00	1069
Surrogate(s)	***Recovery***		***Limits***					
o-Terphenyl	*76*	*%*	*39-119*		*1*	*08/17/22*	*08/17/22 22:00*	*1069*

Total Petroleum Hydrocarbons-GRO — Analytical Method: SW-846 8015C GRO — Preparation Method: SW5035A

	Result	Units	RL	Flag	Dil	Prepared	Analyzed	Analyst
TPH-GRO (Gasoline Range Organics)	ND	mg/kg	0.10		1	08/18/22	08/18/22 13:22	1045
Surrogate(s)	***Recovery***		***Limits***					
a,a,a-Trifluorotoluene	*75*	*%*	*68-120*		*1*	*08/18/22*	*08/18/22 13:22*	*1045*

TCL Volatile Organic Compounds — Analytical Method: SW-846 8260 D — Preparation Method: SW5035A

Qualifier(s): See Batch 196498 on Case Narrative.

	Result	Units	RL	Flag	Dil	Prepared	Analyzed	Analyst
Acetone	ND	mg/kg	0.018		1	08/20/22	08/20/22 13:24	1045
Benzene	ND	mg/kg	0.00092		1	08/20/22	08/20/22 13:24	1045
Bromochloromethane	ND	mg/kg	0.00092		1	08/20/22	08/20/22 13:24	1045
Bromodichloromethane	ND	mg/kg	0.00092		1	08/20/22	08/20/22 13:24	1045
Bromoform	ND	mg/kg	0.00092		1	08/20/22	08/20/22 13:24	1045
Bromomethane	ND	mg/kg	0.00092		1	08/20/22	08/20/22 13:24	1045
2-Butanone (MEK)	ND	mg/kg	0.0046		1	08/20/22	08/20/22 13:24	1045
Carbon Disulfide	ND	mg/kg	0.00092		1	08/20/22	08/20/22 13:24	1045
Carbon tetrachloride	ND	mg/kg	0.00092		1	08/20/22	08/20/22 13:24	1045
Chlorobenzene	ND	mg/kg	0.00092		1	08/20/22	08/20/22 13:24	1045
Chloroethane	ND	mg/kg	0.00092		1	08/20/22	08/20/22 13:24	1045
Chloroform	ND	mg/kg	0.0046		1	08/20/22	08/20/22 13:24	1045
Chloromethane	ND	mg/kg	0.00092		1	08/20/22	08/20/22 13:24	1045
Cyclohexane	ND	mg/kg	0.00092		1	08/20/22	08/20/22 13:24	1045
1,2-Dibromo-3-chloropropane	ND	mg/kg	0.00092		1	08/20/22	08/20/22 13:24	1045
Dibromochloromethane	ND	mg/kg	0.00092		1	08/20/22	08/20/22 13:24	1045
1,2-Dibromoethane	ND	mg/kg	0.00092		1	08/20/22	08/20/22 13:24	1045
1,2-Dichlorobenzene	ND	mg/kg	0.00092		1	08/20/22	08/20/22 13:24	1045

PHASE SEPARATION SCIENCE

6630 Baltimore National Pike
Baltimore, MD 21228
410-747-8770
800-932-9047
www.phaseonline.com

Certificate of Analysis

Project Name: Chestertown
PSS Project No.: 22081223

Sample ID: SB7 40' **Date/Time Sampled: 08/11/2022 11:10** **PSS Sample ID: 22081223-003**
Matrix: SOIL **Date/Time Received: 08/12/2022 18:25** **% Solids SM2540G-11: 84.5**

TCL Volatile Organic Compounds Analytical Method: SW-846 8260 D Preparation Method: SW5035A

Qualifier(s): See Batch 196498 on Case Narrative.

	Result	Units	RL	Flag	Dil	Prepared	Analyzed	Analyst
1,3-Dichlorobenzene	ND	mg/kg	0.00092		1	08/20/22	08/20/22 13:24	1045
1,4-Dichlorobenzene	ND	mg/kg	0.00092		1	08/20/22	08/20/22 13:24	1045
Dichlorodifluoromethane	ND	mg/kg	0.00092		1	08/20/22	08/20/22 13:24	1045
1,1-Dichloroethane	ND	mg/kg	0.00092		1	08/20/22	08/20/22 13:24	1045
1,2-Dichloroethane	ND	mg/kg	0.00092		1	08/20/22	08/20/22 13:24	1045
1,1-Dichloroethene	ND	mg/kg	0.00092		1	08/20/22	08/20/22 13:24	1045
1,2-Dichloropropane	ND	mg/kg	0.00092		1	08/20/22	08/20/22 13:24	1045
cis-1,2-Dichloroethene	ND	mg/kg	0.00092		1	08/20/22	08/20/22 13:24	1045
cis-1,3-Dichloropropene	ND	mg/kg	0.00092		1	08/20/22	08/20/22 13:24	1045
trans-1,2-Dichloroethene	ND	mg/kg	0.00092		1	08/20/22	08/20/22 13:24	1045
trans-1,3-Dichloropropene	ND	mg/kg	0.00092		1	08/20/22	08/20/22 13:24	1045
Ethylbenzene	ND	mg/kg	0.00092		1	08/20/22	08/20/22 13:24	1045
2-Hexanone (MBK)	ND	mg/kg	0.00092		1	08/20/22	08/20/22 13:24	1045
Isopropylbenzene	ND	mg/kg	0.00092		1	08/20/22	08/20/22 13:24	1045
Methyl Acetate	ND	mg/kg	0.023		1	08/20/22	08/20/22 13:24	1045
Methylcyclohexane	ND	mg/kg	0.00092		1	08/20/22	08/20/22 13:24	1045
Methylene chloride	ND	mg/kg	0.0046		1	08/20/22	08/20/22 13:24	1045
4-Methyl-2-Pentanone (MIBK)	ND	mg/kg	0.00092		1	08/20/22	08/20/22 13:24	1045
Methyl-t-Butyl Ether	ND	mg/kg	0.00092		1	08/20/22	08/20/22 13:24	1045
Naphthalene	ND	mg/kg	0.00092		1	08/20/22	08/20/22 13:24	1045
Styrene	ND	mg/kg	0.00092		1	08/20/22	08/20/22 13:24	1045
1,1,2,2-Tetrachloroethane	ND	mg/kg	0.00092		1	08/20/22	08/20/22 13:24	1045
Tetrachloroethene	ND	mg/kg	0.00092		1	08/20/22	08/20/22 13:24	1045
Toluene	ND	mg/kg	0.00092		1	08/20/22	08/20/22 13:24	1045
1,2,3-Trichlorobenzene	ND	mg/kg	0.00092		1	08/20/22	08/20/22 13:24	1045
1,2,4-Trichlorobenzene	ND	mg/kg	0.00092		1	08/20/22	08/20/22 13:24	1045
1,1,1-Trichloroethane	ND	mg/kg	0.00092		1	08/20/22	08/20/22 13:24	1045
1,1,2-Trichloroethane	ND	mg/kg	0.00092		1	08/20/22	08/20/22 13:24	1045
Trichloroethene	ND	mg/kg	0.00092		1	08/20/22	08/20/22 13:24	1045
Trichlorofluoromethane	ND	mg/kg	0.00092		1	08/20/22	08/20/22 13:24	1045
1,1,2-Trichlorotrifluoroethane	ND	mg/kg	0.00092		1	08/20/22	08/20/22 13:24	1045
Vinyl chloride	ND	mg/kg	0.0046		1	08/20/22	08/20/22 13:24	1045
m&p-Xylene	ND	mg/kg	0.0018		1	08/20/22	08/20/22 13:24	1045
o-Xylene	ND	mg/kg	0.00092		1	08/20/22	08/20/22 13:24	1045

PHASE SEPARATION SCIENCE

6630 Baltimore National Pike
Baltimore, MD 21228
410-747-8770
800-932-9047
www.phaseonline.com

Certificate of Analysis

Project Name: Chestertown
PSS Project No.: 22081223

Sample ID: SB7 40' **Date/Time Sampled: 08/11/2022 11:10** **PSS Sample ID: 22081223-003**
Matrix: SOIL **Date/Time Received: 08/12/2022 18:25** **% Solids SM2540G-11: 84.5**

TCL Volatile Organic Compounds Analytical Method: SW-846 8260 D Preparation Method: SW5035A

Qualifier(s): See Batch 196498 on Case Narrative.

Surrogate(s)	*Recovery*		*Limits*				
4-Bromofluorobenzene	*101*	*%*	*89-111*	*1*	*08/20/22*	*08/20/22 13:24*	*1045*
Dibromofluoromethane	*98*	*%*	*91-108*	*1*	*08/20/22*	*08/20/22 13:24*	*1045*
Toluene-D8	*99*	*%*	*93-104*	*1*	*08/20/22*	*08/20/22 13:24*	*1045*

PHASE SEPARATION SCIENCE

6630 Baltimore National Pike
Baltimore, MD 21228
410-747-8770
800-932-9047
www.phaseonline.com

Certificate of Analysis

Project Name: Chestertown
PSS Project No.: 22081223

Sample ID: SB7 12' **Date/Time Sampled: 08/11/2022 11:20** **PSS Sample ID: 22081223-004**
Matrix: SOIL **Date/Time Received: 08/12/2022 18:25** **% Solids SM2540G-11: 86.9**

Total Petroleum Hydrocarbons - DRO — Analytical Method: SW-846 8015C DRO — Preparation Method: SW3550C

	Result	Units	RL	Flag	Dil	Prepared	Analyzed	Analyst
TPH-DRO (Diesel Range Organics)	ND	mg/kg	3.9		1	08/17/22	08/17/22 22:24	1069
Surrogate(s)	***Recovery***		***Limits***					
o-Terphenyl	*82*	*%*	*39-119*		*1*	*08/17/22*	*08/17/22 22:24*	*1069*

Total Petroleum Hydrocarbons-GRO — Analytical Method: SW-846 8015C GRO — Preparation Method: SW5035A

	Result	Units	RL	Flag	Dil	Prepared	Analyzed	Analyst
TPH-GRO (Gasoline Range Organics)	ND	mg/kg	0.099		1	08/18/22	08/18/22 13:47	1045
Surrogate(s)	***Recovery***		***Limits***					
a,a,a-Trifluorotoluene	*90*	*%*	*68-120*		*1*	*08/18/22*	*08/18/22 13:47*	*1045*

TCL Volatile Organic Compounds — Analytical Method: SW-846 8260 D — Preparation Method: SW5035A

Qualifier(s): See Batch 196498 on Case Narrative.

	Result	Units	RL	Flag	Dil	Prepared	Analyzed	Analyst
Acetone	**0.16**	mg/kg	0.021		1	08/20/22	08/20/22 13:46	1045
Benzene	ND	mg/kg	0.0011		1	08/20/22	08/20/22 13:46	1045
Bromochloromethane	ND	mg/kg	0.0011		1	08/20/22	08/20/22 13:46	1045
Bromodichloromethane	ND	mg/kg	0.0011		1	08/20/22	08/20/22 13:46	1045
Bromoform	ND	mg/kg	0.0011		1	08/20/22	08/20/22 13:46	1045
Bromomethane	ND	mg/kg	0.0011		1	08/20/22	08/20/22 13:46	1045
2-Butanone (MEK)	ND	mg/kg	0.0053		1	08/20/22	08/20/22 13:46	1045
Carbon Disulfide	ND	mg/kg	0.0011		1	08/20/22	08/20/22 13:46	1045
Carbon tetrachloride	ND	mg/kg	0.0011		1	08/20/22	08/20/22 13:46	1045
Chlorobenzene	ND	mg/kg	0.0011		1	08/20/22	08/20/22 13:46	1045
Chloroethane	ND	mg/kg	0.0011		1	08/20/22	08/20/22 13:46	1045
Chloroform	ND	mg/kg	0.0053		1	08/20/22	08/20/22 13:46	1045
Chloromethane	ND	mg/kg	0.0011		1	08/20/22	08/20/22 13:46	1045
Cyclohexane	ND	mg/kg	0.0011		1	08/20/22	08/20/22 13:46	1045
1,2-Dibromo-3-chloropropane	ND	mg/kg	0.0011		1	08/20/22	08/20/22 13:46	1045
Dibromochloromethane	ND	mg/kg	0.0011		1	08/20/22	08/20/22 13:46	1045
1,2-Dibromoethane	ND	mg/kg	0.0011		1	08/20/22	08/20/22 13:46	1045
1,2-Dichlorobenzene	ND	mg/kg	0.0011		1	08/20/22	08/20/22 13:46	1045

PHASE SEPARATION SCIENCE

6630 Baltimore National Pike
Baltimore, MD 21228
410-747-8770
800-932-9047
www.phaseonline.com

Certificate of Analysis

Project Name: Chestertown
PSS Project No.: 22081223

Sample ID: SB7 12' **Date/Time Sampled: 08/11/2022 11:20** **PSS Sample ID: 22081223-004**
Matrix: SOIL **Date/Time Received: 08/12/2022 18:25** **% Solids SM2540G-11: 86.9**

TCL Volatile Organic Compounds Analytical Method: SW-846 8260 D Preparation Method: SW5035A

Qualifier(s): See Batch 196498 on Case Narrative.

	Result	Units	RL	Flag	Dil	Prepared	Analyzed	Analyst
1,3-Dichlorobenzene	ND	mg/kg	0.0011		1	08/20/22	08/20/22 13:46	1045
1,4-Dichlorobenzene	ND	mg/kg	0.0011		1	08/20/22	08/20/22 13:46	1045
Dichlorodifluoromethane	ND	mg/kg	0.0011		1	08/20/22	08/20/22 13:46	1045
1,1-Dichloroethane	ND	mg/kg	0.0011		1	08/20/22	08/20/22 13:46	1045
1,2-Dichloroethane	ND	mg/kg	0.0011		1	08/20/22	08/20/22 13:46	1045
1,1-Dichloroethene	ND	mg/kg	0.0011		1	08/20/22	08/20/22 13:46	1045
1,2-Dichloropropane	ND	mg/kg	0.0011		1	08/20/22	08/20/22 13:46	1045
cis-1,2-Dichloroethene	ND	mg/kg	0.0011		1	08/20/22	08/20/22 13:46	1045
cis-1,3-Dichloropropene	ND	mg/kg	0.0011		1	08/20/22	08/20/22 13:46	1045
trans-1,2-Dichloroethene	ND	mg/kg	0.0011		1	08/20/22	08/20/22 13:46	1045
trans-1,3-Dichloropropene	ND	mg/kg	0.0011		1	08/20/22	08/20/22 13:46	1045
Ethylbenzene	ND	mg/kg	0.0011		1	08/20/22	08/20/22 13:46	1045
2-Hexanone (MBK)	ND	mg/kg	0.0011		1	08/20/22	08/20/22 13:46	1045
Isopropylbenzene	ND	mg/kg	0.0011		1	08/20/22	08/20/22 13:46	1045
Methyl Acetate	ND	mg/kg	0.026		1	08/20/22	08/20/22 13:46	1045
Methylcyclohexane	ND	mg/kg	0.0011		1	08/20/22	08/20/22 13:46	1045
Methylene chloride	ND	mg/kg	0.0053		1	08/20/22	08/20/22 13:46	1045
4-Methyl-2-Pentanone (MIBK)	ND	mg/kg	0.0011		1	08/20/22	08/20/22 13:46	1045
Methyl-t-Butyl Ether	ND	mg/kg	0.0011		1	08/20/22	08/20/22 13:46	1045
Naphthalene	ND	mg/kg	0.0011		1	08/20/22	08/20/22 13:46	1045
Styrene	ND	mg/kg	0.0011		1	08/20/22	08/20/22 13:46	1045
1,1,2,2-Tetrachloroethane	ND	mg/kg	0.0011		1	08/20/22	08/20/22 13:46	1045
Tetrachloroethene	ND	mg/kg	0.0011		1	08/20/22	08/20/22 13:46	1045
Toluene	ND	mg/kg	0.0011		1	08/20/22	08/20/22 13:46	1045
1,2,3-Trichlorobenzene	ND	mg/kg	0.0011		1	08/20/22	08/20/22 13:46	1045
1,2,4-Trichlorobenzene	ND	mg/kg	0.0011		1	08/20/22	08/20/22 13:46	1045
1,1,1-Trichloroethane	ND	mg/kg	0.0011		1	08/20/22	08/20/22 13:46	1045
1,1,2-Trichloroethane	ND	mg/kg	0.0011		1	08/20/22	08/20/22 13:46	1045
Trichloroethene	ND	mg/kg	0.0011		1	08/20/22	08/20/22 13:46	1045
Trichlorofluoromethane	ND	mg/kg	0.0011		1	08/20/22	08/20/22 13:46	1045
1,1,2-Trichlorotrifluoroethane	ND	mg/kg	0.0011		1	08/20/22	08/20/22 13:46	1045
Vinyl chloride	ND	mg/kg	0.0053		1	08/20/22	08/20/22 13:46	1045
m&p-Xylene	ND	mg/kg	0.0021		1	08/20/22	08/20/22 13:46	1045
o-Xylene	ND	mg/kg	0.0011		1	08/20/22	08/20/22 13:46	1045

PHASE SEPARATION SCIENCE

6630 Baltimore National Pike
Baltimore, MD 21228
410-747-8770
800-932-9047
www.phaseonline.com

Certificate of Analysis

Project Name: Chestertown
PSS Project No.: 22081223

Sample ID: SB7 12' **Date/Time Sampled: 08/11/2022 11:20** **PSS Sample ID: 22081223-004**
Matrix: SOIL **Date/Time Received: 08/12/2022 18:25** **% Solids SM2540G-11: 86.9**

TCL Volatile Organic Compounds Analytical Method: SW-846 8260 D Preparation Method: SW5035A

Qualifier(s): See Batch 196498 on Case Narrative.

Surrogate(s)	*Recovery*		*Limits*				
4-Bromofluorobenzene	*102*	*%*	*89-111*	*1*	*08/20/22*	*08/20/22 13:46*	*1045*
Dibromofluoromethane	*95*	*%*	*91-108*	*1*	*08/20/22*	*08/20/22 13:46*	*1045*
Toluene-D8	*100*	*%*	*93-104*	*1*	*08/20/22*	*08/20/22 13:46*	*1045*

PHASE SEPARATION SCIENCE

6630 Baltimore National Pike
Baltimore, MD 21228
410-747-8770
800-932-9047
www.phaseonline.com

Certificate of Analysis

Project Name: Chestertown
PSS Project No.: 22081223

Sample ID: SB1 34' **Date/Time Sampled: 08/11/2022 15:30** **PSS Sample ID: 22081223-005**
Matrix: SOIL **Date/Time Received: 08/12/2022 18:25** **% Solids SM2540G-11: 83.4**

Total Petroleum Hydrocarbons - DRO — Analytical Method: SW-846 8015C DRO — Preparation Method: SW3550C

	Result	Units	RL	Flag	Dil	Prepared	Analyzed	Analyst
TPH-DRO (Diesel Range Organics)	ND	mg/kg	3.9		1	08/17/22	08/17/22 13:17	1069
Surrogate(s)	***Recovery***		***Limits***					
o-Terphenyl	*91*	*%*	*39-119*		*1*	*08/17/22*	*08/17/22 13:17*	*1069*

Total Petroleum Hydrocarbons-GRO — Analytical Method: SW-846 8015C GRO — Preparation Method: SW5035A

	Result	Units	RL	Flag	Dil	Prepared	Analyzed	Analyst
TPH-GRO (Gasoline Range Organics)	ND	mg/kg	0.10		1	08/18/22	08/18/22 14:11	1045
Surrogate(s)	***Recovery***		***Limits***					
a,a,a-Trifluorotoluene	*77*	*%*	*68-120*		*1*	*08/18/22*	*08/18/22 14:11*	*1045*

TCL Volatile Organic Compounds — Analytical Method: SW-846 8260 D — Preparation Method: SW5035A

Qualifier(s): See Batch 196498 on Case Narrative.

	Result	Units	RL	Flag	Dil	Prepared	Analyzed	Analyst
Acetone	ND	mg/kg	0.018		1	08/20/22	08/20/22 14:09	1045
Benzene	ND	mg/kg	0.00091		1	08/20/22	08/20/22 14:09	1045
Bromochloromethane	ND	mg/kg	0.00091		1	08/20/22	08/20/22 14:09	1045
Bromodichloromethane	ND	mg/kg	0.00091		1	08/20/22	08/20/22 14:09	1045
Bromoform	ND	mg/kg	0.00091		1	08/20/22	08/20/22 14:09	1045
Bromomethane	ND	mg/kg	0.00091		1	08/20/22	08/20/22 14:09	1045
2-Butanone (MEK)	ND	mg/kg	0.0046		1	08/20/22	08/20/22 14:09	1045
Carbon Disulfide	ND	mg/kg	0.00091		1	08/20/22	08/20/22 14:09	1045
Carbon tetrachloride	ND	mg/kg	0.00091		1	08/20/22	08/20/22 14:09	1045
Chlorobenzene	ND	mg/kg	0.00091		1	08/20/22	08/20/22 14:09	1045
Chloroethane	ND	mg/kg	0.00091		1	08/20/22	08/20/22 14:09	1045
Chloroform	ND	mg/kg	0.0046		1	08/20/22	08/20/22 14:09	1045
Chloromethane	ND	mg/kg	0.00091		1	08/20/22	08/20/22 14:09	1045
Cyclohexane	ND	mg/kg	0.00091		1	08/20/22	08/20/22 14:09	1045
1,2-Dibromo-3-chloropropane	ND	mg/kg	0.00091		1	08/20/22	08/20/22 14:09	1045
Dibromochloromethane	ND	mg/kg	0.00091		1	08/20/22	08/20/22 14:09	1045
1,2-Dibromoethane	ND	mg/kg	0.00091		1	08/20/22	08/20/22 14:09	1045
1,2-Dichlorobenzene	ND	mg/kg	0.00091		1	08/20/22	08/20/22 14:09	1045

PHASE SEPARATION SCIENCE

6630 Baltimore National Pike
Baltimore, MD 21228
410-747-8770
800-932-9047
www.phaseonline.com

Certificate of Analysis

Project Name: Chestertown
PSS Project No.: 22081223

Sample ID: SB1 34' **Date/Time Sampled: 08/11/2022 15:30** **PSS Sample ID: 22081223-005**
Matrix: SOIL **Date/Time Received: 08/12/2022 18:25** **% Solids SM2540G-11: 83.4**

TCL Volatile Organic Compounds Analytical Method: SW-846 8260 D Preparation Method: SW5035A

Qualifier(s): See Batch 196498 on Case Narrative.

	Result	Units	RL	Flag	Dil	Prepared	Analyzed	Analyst
1,3-Dichlorobenzene	ND	mg/kg	0.00091		1	08/20/22	08/20/22 14:09	1045
1,4-Dichlorobenzene	ND	mg/kg	0.00091		1	08/20/22	08/20/22 14:09	1045
Dichlorodifluoromethane	ND	mg/kg	0.00091		1	08/20/22	08/20/22 14:09	1045
1,1-Dichloroethane	ND	mg/kg	0.00091		1	08/20/22	08/20/22 14:09	1045
1,2-Dichloroethane	ND	mg/kg	0.00091		1	08/20/22	08/20/22 14:09	1045
1,1-Dichloroethene	ND	mg/kg	0.00091		1	08/20/22	08/20/22 14:09	1045
1,2-Dichloropropane	ND	mg/kg	0.00091		1	08/20/22	08/20/22 14:09	1045
cis-1,2-Dichloroethene	ND	mg/kg	0.00091		1	08/20/22	08/20/22 14:09	1045
cis-1,3-Dichloropropene	ND	mg/kg	0.00091		1	08/20/22	08/20/22 14:09	1045
trans-1,2-Dichloroethene	ND	mg/kg	0.00091		1	08/20/22	08/20/22 14:09	1045
trans-1,3-Dichloropropene	ND	mg/kg	0.00091		1	08/20/22	08/20/22 14:09	1045
Ethylbenzene	ND	mg/kg	0.00091		1	08/20/22	08/20/22 14:09	1045
2-Hexanone (MBK)	ND	mg/kg	0.00091		1	08/20/22	08/20/22 14:09	1045
Isopropylbenzene	ND	mg/kg	0.00091		1	08/20/22	08/20/22 14:09	1045
Methyl Acetate	ND	mg/kg	0.023		1	08/20/22	08/20/22 14:09	1045
Methylcyclohexane	ND	mg/kg	0.00091		1	08/20/22	08/20/22 14:09	1045
Methylene chloride	ND	mg/kg	0.0046		1	08/20/22	08/20/22 14:09	1045
4-Methyl-2-Pentanone (MIBK)	ND	mg/kg	0.00091		1	08/20/22	08/20/22 14:09	1045
Methyl-t-Butyl Ether	ND	mg/kg	0.00091		1	08/20/22	08/20/22 14:09	1045
Naphthalene	ND	mg/kg	0.00091		1	08/20/22	08/20/22 14:09	1045
Styrene	ND	mg/kg	0.00091		1	08/20/22	08/20/22 14:09	1045
1,1,2,2-Tetrachloroethane	ND	mg/kg	0.00091		1	08/20/22	08/20/22 14:09	1045
Tetrachloroethene	ND	mg/kg	0.00091		1	08/20/22	08/20/22 14:09	1045
Toluene	ND	mg/kg	0.00091		1	08/20/22	08/20/22 14:09	1045
1,2,3-Trichlorobenzene	ND	mg/kg	0.00091		1	08/20/22	08/20/22 14:09	1045
1,2,4-Trichlorobenzene	ND	mg/kg	0.00091		1	08/20/22	08/20/22 14:09	1045
1,1,1-Trichloroethane	ND	mg/kg	0.00091		1	08/20/22	08/20/22 14:09	1045
1,1,2-Trichloroethane	ND	mg/kg	0.00091		1	08/20/22	08/20/22 14:09	1045
Trichloroethene	ND	mg/kg	0.00091		1	08/20/22	08/20/22 14:09	1045
Trichlorofluoromethane	ND	mg/kg	0.00091		1	08/20/22	08/20/22 14:09	1045
1,1,2-Trichlorotrifluoroethane	ND	mg/kg	0.00091		1	08/20/22	08/20/22 14:09	1045
Vinyl chloride	ND	mg/kg	0.0046		1	08/20/22	08/20/22 14:09	1045
m&p-Xylene	ND	mg/kg	0.0018		1	08/20/22	08/20/22 14:09	1045
o-Xylene	ND	mg/kg	0.00091		1	08/20/22	08/20/22 14:09	1045

PHASE SEPARATION SCIENCE

6630 Baltimore National Pike
Baltimore, MD 21228
410-747-8770
800-932-9047
www.phaseonline.com

Certificate of Analysis

Project Name: Chestertown
PSS Project No.: 22081223

Sample ID: SB1 34' **Date/Time Sampled: 08/11/2022 15:30** **PSS Sample ID: 22081223-005**
Matrix: SOIL **Date/Time Received: 08/12/2022 18:25** **% Solids SM2540G-11: 83.4**

TCL Volatile Organic Compounds Analytical Method: SW-846 8260 D Preparation Method: SW5035A

Qualifier(s): See Batch 196498 on Case Narrative.

Surrogate(s)	*Recovery*		*Limits*				
4-Bromofluorobenzene	*102*	*%*	*89-111*	*1*	*08/20/22*	*08/20/22 14:09*	*1045*
Dibromofluoromethane	*94*	*%*	*91-108*	*1*	*08/20/22*	*08/20/22 14:09*	*1045*
Toluene-D8	*101*	*%*	*93-104*	*1*	*08/20/22*	*08/20/22 14:09*	*1045*

PHASE SEPARATION SCIENCE

6630 Baltimore National Pike
Baltimore, MD 21228
410-747-8770
800-932-9047
www.phaseonline.com

Certificate of Analysis

Project Name: Chestertown
PSS Project No.: 22081223

Sample ID: SB1 23' **Date/Time Sampled: 08/11/2022 15:40** **PSS Sample ID: 22081223-006**
Matrix: SOIL **Date/Time Received: 08/12/2022 18:25** **% Solids SM2540G-11: 86.7**

Total Petroleum Hydrocarbons - DRO — Analytical Method: SW-846 8015C DRO — Preparation Method: SW3550C

	Result	Units	RL	Flag	Dil	Prepared	Analyzed	Analyst
TPH-DRO (Diesel Range Organics)	ND	mg/kg	3.8		1	08/17/22	08/17/22 22:24	1069
Surrogate(s)	***Recovery***		***Limits***					
o-Terphenyl	*74*	*%*	*39-119*		*1*	*08/17/22*	*08/17/22 22:24*	*1069*

Total Petroleum Hydrocarbons-GRO — Analytical Method: SW-846 8015C GRO — Preparation Method: SW5035A

	Result	Units	RL	Flag	Dil	Prepared	Analyzed	Analyst
TPH-GRO (Gasoline Range Organics)	ND	mg/kg	0.10		1	08/18/22	08/18/22 14:36	1045
Surrogate(s)	***Recovery***		***Limits***					
a,a,a-Trifluorotoluene	*81*	*%*	*68-120*		*1*	*08/18/22*	*08/18/22 14:36*	*1045*

TCL Volatile Organic Compounds — Analytical Method: SW-846 8260 D — Preparation Method: SW5035A

Qualifier(s): See Batch 196498 on Case Narrative.

	Result	Units	RL	Flag	Dil	Prepared	Analyzed	Analyst
Acetone	ND	mg/kg	0.018		1	08/20/22	08/20/22 14:31	1045
Benzene	ND	mg/kg	0.00090		1	08/20/22	08/20/22 14:31	1045
Bromochloromethane	ND	mg/kg	0.00090		1	08/20/22	08/20/22 14:31	1045
Bromodichloromethane	ND	mg/kg	0.00090		1	08/20/22	08/20/22 14:31	1045
Bromoform	ND	mg/kg	0.00090		1	08/20/22	08/20/22 14:31	1045
Bromomethane	ND	mg/kg	0.00090		1	08/20/22	08/20/22 14:31	1045
2-Butanone (MEK)	ND	mg/kg	0.0045		1	08/20/22	08/20/22 14:31	1045
Carbon Disulfide	ND	mg/kg	0.00090		1	08/20/22	08/20/22 14:31	1045
Carbon tetrachloride	ND	mg/kg	0.00090		1	08/20/22	08/20/22 14:31	1045
Chlorobenzene	ND	mg/kg	0.00090		1	08/20/22	08/20/22 14:31	1045
Chloroethane	ND	mg/kg	0.00090		1	08/20/22	08/20/22 14:31	1045
Chloroform	ND	mg/kg	0.0045		1	08/20/22	08/20/22 14:31	1045
Chloromethane	ND	mg/kg	0.00090		1	08/20/22	08/20/22 14:31	1045
Cyclohexane	ND	mg/kg	0.00090		1	08/20/22	08/20/22 14:31	1045
1,2-Dibromo-3-chloropropane	ND	mg/kg	0.00090		1	08/20/22	08/20/22 14:31	1045
Dibromochloromethane	ND	mg/kg	0.00090		1	08/20/22	08/20/22 14:31	1045
1,2-Dibromoethane	ND	mg/kg	0.00090		1	08/20/22	08/20/22 14:31	1045
1,2-Dichlorobenzene	ND	mg/kg	0.00090		1	08/20/22	08/20/22 14:31	1045

PHASE SEPARATION SCIENCE

6630 Baltimore National Pike
Baltimore, MD 21228
410-747-8770
800-932-9047
www.phaseonline.com

Certificate of Analysis

Project Name: Chestertown
PSS Project No.: 22081223

Sample ID: SB1 23' **Date/Time Sampled: 08/11/2022 15:40** **PSS Sample ID: 22081223-006**
Matrix: SOIL **Date/Time Received: 08/12/2022 18:25** **% Solids SM2540G-11: 86.7**

TCL Volatile Organic Compounds Analytical Method: SW-846 8260 D Preparation Method: SW5035A

Qualifier(s): See Batch 196498 on Case Narrative.

	Result	Units	RL	Flag	Dil	Prepared	Analyzed	Analyst
1,3-Dichlorobenzene	ND	mg/kg	0.00090		1	08/20/22	08/20/22 14:31	1045
1,4-Dichlorobenzene	ND	mg/kg	0.00090		1	08/20/22	08/20/22 14:31	1045
Dichlorodifluoromethane	ND	mg/kg	0.00090		1	08/20/22	08/20/22 14:31	1045
1,1-Dichloroethane	ND	mg/kg	0.00090		1	08/20/22	08/20/22 14:31	1045
1,2-Dichloroethane	ND	mg/kg	0.00090		1	08/20/22	08/20/22 14:31	1045
1,1-Dichloroethene	ND	mg/kg	0.00090		1	08/20/22	08/20/22 14:31	1045
cis-1,2-Dichloroethene	ND	mg/kg	0.00090		1	08/20/22	08/20/22 14:31	1045
1,2-Dichloropropane	ND	mg/kg	0.00090		1	08/20/22	08/20/22 14:31	1045
cis-1,3-Dichloropropene	ND	mg/kg	0.00090		1	08/20/22	08/20/22 14:31	1045
trans-1,2-Dichloroethene	ND	mg/kg	0.00090		1	08/20/22	08/20/22 14:31	1045
trans-1,3-Dichloropropene	ND	mg/kg	0.00090		1	08/20/22	08/20/22 14:31	1045
Ethylbenzene	ND	mg/kg	0.00090		1	08/20/22	08/20/22 14:31	1045
2-Hexanone (MBK)	ND	mg/kg	0.00090		1	08/20/22	08/20/22 14:31	1045
Isopropylbenzene	ND	mg/kg	0.00090		1	08/20/22	08/20/22 14:31	1045
Methyl Acetate	ND	mg/kg	0.023		1	08/20/22	08/20/22 14:31	1045
Methylcyclohexane	ND	mg/kg	0.00090		1	08/20/22	08/20/22 14:31	1045
Methylene chloride	ND	mg/kg	0.0045		1	08/20/22	08/20/22 14:31	1045
4-Methyl-2-Pentanone (MIBK)	ND	mg/kg	0.00090		1	08/20/22	08/20/22 14:31	1045
Methyl-t-Butyl Ether	ND	mg/kg	0.00090		1	08/20/22	08/20/22 14:31	1045
Naphthalene	ND	mg/kg	0.00090		1	08/20/22	08/20/22 14:31	1045
Styrene	ND	mg/kg	0.00090		1	08/20/22	08/20/22 14:31	1045
1,1,2,2-Tetrachloroethane	ND	mg/kg	0.00090		1	08/20/22	08/20/22 14:31	1045
Tetrachloroethene	ND	mg/kg	0.00090		1	08/20/22	08/20/22 14:31	1045
Toluene	ND	mg/kg	0.00090		1	08/20/22	08/20/22 14:31	1045
1,2,3-Trichlorobenzene	ND	mg/kg	0.00090		1	08/20/22	08/20/22 14:31	1045
1,2,4-Trichlorobenzene	ND	mg/kg	0.00090		1	08/20/22	08/20/22 14:31	1045
1,1,1-Trichloroethane	ND	mg/kg	0.00090		1	08/20/22	08/20/22 14:31	1045
1,1,2-Trichloroethane	ND	mg/kg	0.00090		1	08/20/22	08/20/22 14:31	1045
Trichloroethene	ND	mg/kg	0.00090		1	08/20/22	08/20/22 14:31	1045
Trichlorofluoromethane	ND	mg/kg	0.00090		1	08/20/22	08/20/22 14:31	1045
1,1,2-Trichlorotrifluoroethane	ND	mg/kg	0.00090		1	08/20/22	08/20/22 14:31	1045
Vinyl chloride	ND	mg/kg	0.0045		1	08/20/22	08/20/22 14:31	1045
m&p-Xylene	ND	mg/kg	0.0018		1	08/20/22	08/20/22 14:31	1045
o-Xylene	ND	mg/kg	0.00090		1	08/20/22	08/20/22 14:31	1045

PHASE SEPARATION SCIENCE

6630 Baltimore National Pike
Baltimore, MD 21228
410-747-8770
800-932-9047
www.phaseonline.com

Certificate of Analysis

Project Name: Chestertown
PSS Project No.: 22081223

Sample ID: SB1 23' **Date/Time Sampled: 08/11/2022 15:40** **PSS Sample ID: 22081223-006**
Matrix: SOIL **Date/Time Received: 08/12/2022 18:25** **% Solids SM2540G-11: 86.7**

TCL Volatile Organic Compounds Analytical Method: SW-846 8260 D Preparation Method: SW5035A

Qualifier(s): See Batch 196498 on Case Narrative.

Surrogate(s)	*Recovery*		*Limits*				
4-Bromofluorobenzene	*100*	*%*	*89-111*	*1*	*08/20/22*	*08/20/22 14:31*	*1045*
Dibromofluoromethane	*97*	*%*	*91-108*	*1*	*08/20/22*	*08/20/22 14:31*	*1045*
Toluene-D8	*101*	*%*	*93-104*	*1*	*08/20/22*	*08/20/22 14:31*	*1045*

PHASE SEPARATION SCIENCE

6630 Baltimore National Pike
Baltimore, MD 21228
410-747-8770
800-932-9047
www.phaseonline.com

Certificate of Analysis

Project Name: Chestertown
PSS Project No.: 22081223

Sample ID: SB2 32' **Date/Time Sampled: 08/11/2022 13:40** **PSS Sample ID: 22081223-007**
Matrix: SOIL **Date/Time Received: 08/12/2022 18:25** **% Solids SM2540G-11: 87.7**

Total Petroleum Hydrocarbons - DRO — Analytical Method: SW-846 8015C DRO — Preparation Method: SW3550C

	Result	Units	RL	Flag	Dil	Prepared	Analyzed	Analyst
TPH-DRO (Diesel Range Organics)	ND	mg/kg	3.8		1	08/17/22	08/17/22 22:49	1069
Surrogate(s)	***Recovery***		***Limits***					
o-Terphenyl	*84*	*%*	*39-119*		*1*	*08/17/22*	*08/17/22 22:49*	*1069*

Total Petroleum Hydrocarbons-GRO — Analytical Method: SW-846 8015C GRO — Preparation Method: SW5035A

	Result	Units	RL	Flag	Dil	Prepared	Analyzed	Analyst
TPH-GRO (Gasoline Range Organics)	ND	mg/kg	0.10		1	08/18/22	08/18/22 15:00	1045
Surrogate(s)	***Recovery***		***Limits***					
a,a,a-Trifluorotoluene	*80*	*%*	*68-120*		*1*	*08/18/22*	*08/18/22 15:00*	*1045*

TCL Volatile Organic Compounds — Analytical Method: SW-846 8260 D — Preparation Method: SW5035A

Qualifier(s): See Batch 196498 on Case Narrative.

	Result	Units	RL	Flag	Dil	Prepared	Analyzed	Analyst
Acetone	ND	mg/kg	0.018		1	08/20/22	08/20/22 14:53	1045
Benzene	ND	mg/kg	0.00088		1	08/20/22	08/20/22 14:53	1045
Bromochloromethane	ND	mg/kg	0.00088		1	08/20/22	08/20/22 14:53	1045
Bromodichloromethane	ND	mg/kg	0.00088		1	08/20/22	08/20/22 14:53	1045
Bromoform	ND	mg/kg	0.00088		1	08/20/22	08/20/22 14:53	1045
Bromomethane	ND	mg/kg	0.00088		1	08/20/22	08/20/22 14:53	1045
2-Butanone (MEK)	ND	mg/kg	0.0044		1	08/20/22	08/20/22 14:53	1045
Carbon Disulfide	ND	mg/kg	0.00088		1	08/20/22	08/20/22 14:53	1045
Carbon tetrachloride	ND	mg/kg	0.00088		1	08/20/22	08/20/22 14:53	1045
Chlorobenzene	ND	mg/kg	0.00088		1	08/20/22	08/20/22 14:53	1045
Chloroethane	ND	mg/kg	0.00088		1	08/20/22	08/20/22 14:53	1045
Chloroform	ND	mg/kg	0.0044		1	08/20/22	08/20/22 14:53	1045
Chloromethane	ND	mg/kg	0.00088		1	08/20/22	08/20/22 14:53	1045
Cyclohexane	ND	mg/kg	0.00088		1	08/20/22	08/20/22 14:53	1045
1,2-Dibromo-3-chloropropane	ND	mg/kg	0.00088		1	08/20/22	08/20/22 14:53	1045
Dibromochloromethane	ND	mg/kg	0.00088		1	08/20/22	08/20/22 14:53	1045
1,2-Dibromoethane	ND	mg/kg	0.00088		1	08/20/22	08/20/22 14:53	1045
1,2-Dichlorobenzene	ND	mg/kg	0.00088		1	08/20/22	08/20/22 14:53	1045

PHASE SEPARATION SCIENCE

6630 Baltimore National Pike
Baltimore, MD 21228
410-747-8770
800-932-9047
www.phaseonline.com

Certificate of Analysis

Project Name: Chestertown
PSS Project No.: 22081223

Sample ID: SB2 32' **Date/Time Sampled: 08/11/2022 13:40** **PSS Sample ID: 22081223-007**
Matrix: SOIL **Date/Time Received: 08/12/2022 18:25** **% Solids SM2540G-11: 87.7**

TCL Volatile Organic Compounds Analytical Method: SW-846 8260 D Preparation Method: SW5035A

Qualifier(s): See Batch 196498 on Case Narrative.

	Result	Units	RL	Flag	Dil	Prepared	Analyzed	Analyst
1,3-Dichlorobenzene	ND	mg/kg	0.00088		1	08/20/22	08/20/22 14:53	1045
1,4-Dichlorobenzene	ND	mg/kg	0.00088		1	08/20/22	08/20/22 14:53	1045
Dichlorodifluoromethane	ND	mg/kg	0.00088		1	08/20/22	08/20/22 14:53	1045
1,1-Dichloroethane	ND	mg/kg	0.00088		1	08/20/22	08/20/22 14:53	1045
1,2-Dichloroethane	ND	mg/kg	0.00088		1	08/20/22	08/20/22 14:53	1045
1,1-Dichloroethene	ND	mg/kg	0.00088		1	08/20/22	08/20/22 14:53	1045
cis-1,2-Dichloroethene	ND	mg/kg	0.00088		1	08/20/22	08/20/22 14:53	1045
1,2-Dichloropropane	ND	mg/kg	0.00088		1	08/20/22	08/20/22 14:53	1045
cis-1,3-Dichloropropene	ND	mg/kg	0.00088		1	08/20/22	08/20/22 14:53	1045
trans-1,2-Dichloroethene	ND	mg/kg	0.00088		1	08/20/22	08/20/22 14:53	1045
trans-1,3-Dichloropropene	ND	mg/kg	0.00088		1	08/20/22	08/20/22 14:53	1045
Ethylbenzene	ND	mg/kg	0.00088		1	08/20/22	08/20/22 14:53	1045
2-Hexanone (MBK)	ND	mg/kg	0.00088		1	08/20/22	08/20/22 14:53	1045
Isopropylbenzene	ND	mg/kg	0.00088		1	08/20/22	08/20/22 14:53	1045
Methyl Acetate	ND	mg/kg	0.022		1	08/20/22	08/20/22 14:53	1045
Methylcyclohexane	ND	mg/kg	0.00088		1	08/20/22	08/20/22 14:53	1045
Methylene chloride	ND	mg/kg	0.0044		1	08/20/22	08/20/22 14:53	1045
4-Methyl-2-Pentanone (MIBK)	ND	mg/kg	0.00088		1	08/20/22	08/20/22 14:53	1045
Methyl-t-Butyl Ether	ND	mg/kg	0.00088		1	08/20/22	08/20/22 14:53	1045
Naphthalene	ND	mg/kg	0.00088		1	08/20/22	08/20/22 14:53	1045
Styrene	ND	mg/kg	0.00088		1	08/20/22	08/20/22 14:53	1045
1,1,2,2-Tetrachloroethane	ND	mg/kg	0.00088		1	08/20/22	08/20/22 14:53	1045
Tetrachloroethene	ND	mg/kg	0.00088		1	08/20/22	08/20/22 14:53	1045
Toluene	ND	mg/kg	0.00088		1	08/20/22	08/20/22 14:53	1045
1,2,3-Trichlorobenzene	ND	mg/kg	0.00088		1	08/20/22	08/20/22 14:53	1045
1,2,4-Trichlorobenzene	ND	mg/kg	0.00088		1	08/20/22	08/20/22 14:53	1045
1,1,1-Trichloroethane	ND	mg/kg	0.00088		1	08/20/22	08/20/22 14:53	1045
1,1,2-Trichloroethane	ND	mg/kg	0.00088		1	08/20/22	08/20/22 14:53	1045
Trichloroethene	ND	mg/kg	0.00088		1	08/20/22	08/20/22 14:53	1045
Trichlorofluoromethane	ND	mg/kg	0.00088		1	08/20/22	08/20/22 14:53	1045
1,1,2-Trichlorotrifluoroethane	ND	mg/kg	0.00088		1	08/20/22	08/20/22 14:53	1045
Vinyl chloride	ND	mg/kg	0.0044		1	08/20/22	08/20/22 14:53	1045
m&p-Xylene	ND	mg/kg	0.0018		1	08/20/22	08/20/22 14:53	1045
o-Xylene	ND	mg/kg	0.00088		1	08/20/22	08/20/22 14:53	1045

PHASE SEPARATION SCIENCE

6630 Baltimore National Pike
Baltimore, MD 21228
410-747-8770
800-932-9047
www.phaseonline.com

Certificate of Analysis

Project Name: Chestertown
PSS Project No.: 22081223

Sample ID: SB2 32' **Date/Time Sampled: 08/11/2022 13:40** **PSS Sample ID: 22081223-007**
Matrix: SOIL **Date/Time Received: 08/12/2022 18:25** **% Solids SM2540G-11: 87.7**

TCL Volatile Organic Compounds Analytical Method: SW-846 8260 D Preparation Method: SW5035A

Qualifier(s): See Batch 196498 on Case Narrative.

Surrogate(s)	*Recovery*		*Limits*				
4-Bromofluorobenzene	*101*	*%*	*89-111*	*1*	*08/20/22*	*08/20/22 14:53*	*1045*
Dibromofluoromethane	*100*	*%*	*91-108*	*1*	*08/20/22*	*08/20/22 14:53*	*1045*
Toluene-D8	*101*	*%*	*93-104*	*1*	*08/20/22*	*08/20/22 14:53*	*1045*

PHASE SEPARATION SCIENCE

6630 Baltimore National Pike
Baltimore, MD 21228
410-747-8770
800-932-9047
www.phaseonline.com

Certificate of Analysis

Project Name: Chestertown
PSS Project No.: 22081223

Sample ID: SB2 41' **Date/Time Sampled: 08/11/2022 13:50** **PSS Sample ID: 22081223-008**
Matrix: SOIL **Date/Time Received: 08/12/2022 18:25** **% Solids SM2540G-11: 83.1**

Total Petroleum Hydrocarbons - DRO — Analytical Method: SW-846 8015C DRO — Preparation Method: SW3550C

	Result	Units	RL	Flag	Dil	Prepared	Analyzed	Analyst
TPH-DRO (Diesel Range Organics)	ND	mg/kg	4.0		1	08/17/22	08/17/22 22:49	1069
Surrogate(s)	***Recovery***		***Limits***					
o-Terphenyl	*78*	*%*	*39-119*		*1*	*08/17/22*	*08/17/22 22:49*	*1069*

Total Petroleum Hydrocarbons-GRO — Analytical Method: SW-846 8015C GRO — Preparation Method: SW5035A

	Result	Units	RL	Flag	Dil	Prepared	Analyzed	Analyst
TPH-GRO (Gasoline Range Organics)	ND	mg/kg	0.096		1	08/18/22	08/18/22 15:25	1045
Surrogate(s)	***Recovery***		***Limits***					
a,a,a-Trifluorotoluene	*79*	*%*	*68-120*		*1*	*08/18/22*	*08/18/22 15:25*	*1045*

TCL Volatile Organic Compounds — Analytical Method: SW-846 8260 D — Preparation Method: SW5035A

Qualifier(s): See Batch 196498 on Case Narrative.

	Result	Units	RL	Flag	Dil	Prepared	Analyzed	Analyst
Acetone	ND	mg/kg	0.017		1	08/20/22	08/20/22 15:16	1045
Benzene	ND	mg/kg	0.00085		1	08/20/22	08/20/22 15:16	1045
Bromochloromethane	ND	mg/kg	0.00085		1	08/20/22	08/20/22 15:16	1045
Bromodichloromethane	ND	mg/kg	0.00085		1	08/20/22	08/20/22 15:16	1045
Bromoform	ND	mg/kg	0.00085		1	08/20/22	08/20/22 15:16	1045
Bromomethane	ND	mg/kg	0.00085		1	08/20/22	08/20/22 15:16	1045
2-Butanone (MEK)	ND	mg/kg	0.0042		1	08/20/22	08/20/22 15:16	1045
Carbon Disulfide	ND	mg/kg	0.00085		1	08/20/22	08/20/22 15:16	1045
Carbon tetrachloride	ND	mg/kg	0.00085		1	08/20/22	08/20/22 15:16	1045
Chlorobenzene	ND	mg/kg	0.00085		1	08/20/22	08/20/22 15:16	1045
Chloroethane	ND	mg/kg	0.00085		1	08/20/22	08/20/22 15:16	1045
Chloroform	ND	mg/kg	0.0042		1	08/20/22	08/20/22 15:16	1045
Chloromethane	ND	mg/kg	0.00085		1	08/20/22	08/20/22 15:16	1045
Cyclohexane	ND	mg/kg	0.00085		1	08/20/22	08/20/22 15:16	1045
1,2-Dibromo-3-chloropropane	ND	mg/kg	0.00085		1	08/20/22	08/20/22 15:16	1045
Dibromochloromethane	ND	mg/kg	0.00085		1	08/20/22	08/20/22 15:16	1045
1,2-Dibromoethane	ND	mg/kg	0.00085		1	08/20/22	08/20/22 15:16	1045
1,2-Dichlorobenzene	ND	mg/kg	0.00085		1	08/20/22	08/20/22 15:16	1045

PHASE SEPARATION SCIENCE

6630 Baltimore National Pike
Baltimore, MD 21228
410-747-8770
800-932-9047
www.phaseonline.com

Certificate of Analysis

Project Name: Chestertown
PSS Project No.: 22081223

Sample ID: SB2 41' **Date/Time Sampled: 08/11/2022 13:50** **PSS Sample ID: 22081223-008**
Matrix: SOIL **Date/Time Received: 08/12/2022 18:25** **% Solids SM2540G-11: 83.1**

TCL Volatile Organic Compounds Analytical Method: SW-846 8260 D Preparation Method: SW5035A

Qualifier(s): See Batch 196498 on Case Narrative.

	Result	Units	RL	Flag	Dil	Prepared	Analyzed	Analyst
1,3-Dichlorobenzene	ND	mg/kg	0.00085		1	08/20/22	08/20/22 15:16	1045
1,4-Dichlorobenzene	ND	mg/kg	0.00085		1	08/20/22	08/20/22 15:16	1045
Dichlorodifluoromethane	ND	mg/kg	0.00085		1	08/20/22	08/20/22 15:16	1045
1,1-Dichloroethane	ND	mg/kg	0.00085		1	08/20/22	08/20/22 15:16	1045
1,2-Dichloroethane	ND	mg/kg	0.00085		1	08/20/22	08/20/22 15:16	1045
1,1-Dichloroethene	ND	mg/kg	0.00085		1	08/20/22	08/20/22 15:16	1045
cis-1,2-Dichloroethene	ND	mg/kg	0.00085		1	08/20/22	08/20/22 15:16	1045
1,2-Dichloropropane	ND	mg/kg	0.00085		1	08/20/22	08/20/22 15:16	1045
cis-1,3-Dichloropropene	ND	mg/kg	0.00085		1	08/20/22	08/20/22 15:16	1045
trans-1,2-Dichloroethene	ND	mg/kg	0.00085		1	08/20/22	08/20/22 15:16	1045
trans-1,3-Dichloropropene	ND	mg/kg	0.00085		1	08/20/22	08/20/22 15:16	1045
Ethylbenzene	ND	mg/kg	0.00085		1	08/20/22	08/20/22 15:16	1045
2-Hexanone (MBK)	ND	mg/kg	0.00085		1	08/20/22	08/20/22 15:16	1045
Isopropylbenzene	ND	mg/kg	0.00085		1	08/20/22	08/20/22 15:16	1045
Methyl Acetate	ND	mg/kg	0.021		1	08/20/22	08/20/22 15:16	1045
Methylcyclohexane	ND	mg/kg	0.00085		1	08/20/22	08/20/22 15:16	1045
Methylene chloride	ND	mg/kg	0.0042		1	08/20/22	08/20/22 15:16	1045
4-Methyl-2-Pentanone (MIBK)	ND	mg/kg	0.00085		1	08/20/22	08/20/22 15:16	1045
Methyl-t-Butyl Ether	ND	mg/kg	0.00085		1	08/20/22	08/20/22 15:16	1045
Naphthalene	ND	mg/kg	0.00085		1	08/20/22	08/20/22 15:16	1045
Styrene	ND	mg/kg	0.00085		1	08/20/22	08/20/22 15:16	1045
1,1,2,2-Tetrachloroethane	ND	mg/kg	0.00085		1	08/20/22	08/20/22 15:16	1045
Tetrachloroethene	ND	mg/kg	0.00085		1	08/20/22	08/20/22 15:16	1045
Toluene	ND	mg/kg	0.00085		1	08/20/22	08/20/22 15:16	1045
1,2,3-Trichlorobenzene	ND	mg/kg	0.00085		1	08/20/22	08/20/22 15:16	1045
1,2,4-Trichlorobenzene	ND	mg/kg	0.00085		1	08/20/22	08/20/22 15:16	1045
1,1,1-Trichloroethane	ND	mg/kg	0.00085		1	08/20/22	08/20/22 15:16	1045
1,1,2-Trichloroethane	ND	mg/kg	0.00085		1	08/20/22	08/20/22 15:16	1045
Trichloroethene	ND	mg/kg	0.00085		1	08/20/22	08/20/22 15:16	1045
Trichlorofluoromethane	ND	mg/kg	0.00085		1	08/20/22	08/20/22 15:16	1045
1,1,2-Trichlorotrifluoroethane	ND	mg/kg	0.00085		1	08/20/22	08/20/22 15:16	1045
Vinyl chloride	ND	mg/kg	0.0042		1	08/20/22	08/20/22 15:16	1045
m&p-Xylene	ND	mg/kg	0.0017		1	08/20/22	08/20/22 15:16	1045
o-Xylene	ND	mg/kg	0.00085		1	08/20/22	08/20/22 15:16	1045

PHASE SEPARATION SCIENCE

6630 Baltimore National Pike
Baltimore, MD 21228
410-747-8770
800-932-9047
www.phaseonline.com

Certificate of Analysis

Project Name: Chestertown
PSS Project No.: 22081223

Sample ID: SB2 41' **Date/Time Sampled: 08/11/2022 13:50** **PSS Sample ID: 22081223-008**
Matrix: SOIL **Date/Time Received: 08/12/2022 18:25** **% Solids SM2540G-11: 83.1**

TCL Volatile Organic Compounds Analytical Method: SW-846 8260 D Preparation Method: SW5035A

Qualifier(s): See Batch 196498 on Case Narrative.

Surrogate(s)	*Recovery*		*Limits*				
4-Bromofluorobenzene	*102*	*%*	*89-111*	*1*	*08/20/22*	*08/20/22 15:16*	*1045*
Dibromofluoromethane	*101*	*%*	*91-108*	*1*	*08/20/22*	*08/20/22 15:16*	*1045*
Toluene-D8	*101*	*%*	*93-104*	*1*	*08/20/22*	*08/20/22 15:16*	*1045*

PHASE SEPARATION SCIENCE

6630 Baltimore National Pike
Baltimore, MD 21228
410-747-8770
800-932-9047
www.phaseonline.com

Certificate of Analysis

Project Name: Chestertown
PSS Project No.: 22081223

Sample ID: SB3 31' **Date/Time Sampled: 08/12/2022 09:00** **PSS Sample ID: 22081223-009**
Matrix: SOIL **Date/Time Received: 08/12/2022 18:25** **% Solids SM2540G-11: 84.7**

Total Petroleum Hydrocarbons - DRO — Analytical Method: SW-846 8015C DRO — Preparation Method: SW3550C

	Result	Units	RL	Flag	Dil	Prepared	Analyzed	Analyst
TPH-DRO (Diesel Range Organics)	ND	mg/kg	4.0		1	08/17/22	08/17/22 23:14	1069
Surrogate(s)	***Recovery***		***Limits***					
o-Terphenyl	*91*	*%*	*39-119*		*1*	*08/17/22*	*08/17/22 23:14*	*1069*

Total Petroleum Hydrocarbons-GRO — Analytical Method: SW-846 8015C GRO — Preparation Method: SW5035A

	Result	Units	RL	Flag	Dil	Prepared	Analyzed	Analyst
TPH-GRO (Gasoline Range Organics)	ND	mg/kg	0.11		1	08/18/22	08/18/22 15:49	1045
Surrogate(s)	***Recovery***		***Limits***					
a,a,a-Trifluorotoluene	*78*	*%*	*68-120*		*1*	*08/18/22*	*08/18/22 15:49*	*1045*

TCL Volatile Organic Compounds — Analytical Method: SW-846 8260 D — Preparation Method: SW5035A

Qualifier(s): See Batch 196498 on Case Narrative.

	Result	Units	RL	Flag	Dil	Prepared	Analyzed	Analyst
Acetone	ND	mg/kg	0.022		1	08/20/22	08/20/22 15:38	1045
Benzene	ND	mg/kg	0.0011		1	08/20/22	08/20/22 15:38	1045
Bromochloromethane	ND	mg/kg	0.0011		1	08/20/22	08/20/22 15:38	1045
Bromodichloromethane	ND	mg/kg	0.0011		1	08/20/22	08/20/22 15:38	1045
Bromoform	ND	mg/kg	0.0011		1	08/20/22	08/20/22 15:38	1045
Bromomethane	ND	mg/kg	0.0011		1	08/20/22	08/20/22 15:38	1045
2-Butanone (MEK)	ND	mg/kg	0.0055		1	08/20/22	08/20/22 15:38	1045
Carbon Disulfide	ND	mg/kg	0.0011		1	08/20/22	08/20/22 15:38	1045
Carbon tetrachloride	ND	mg/kg	0.0011		1	08/20/22	08/20/22 15:38	1045
Chlorobenzene	ND	mg/kg	0.0011		1	08/20/22	08/20/22 15:38	1045
Chloroethane	ND	mg/kg	0.0011		1	08/20/22	08/20/22 15:38	1045
Chloroform	ND	mg/kg	0.0055		1	08/20/22	08/20/22 15:38	1045
Chloromethane	ND	mg/kg	0.0011		1	08/20/22	08/20/22 15:38	1045
Cyclohexane	ND	mg/kg	0.0011		1	08/20/22	08/20/22 15:38	1045
1,2-Dibromo-3-chloropropane	ND	mg/kg	0.0011		1	08/20/22	08/20/22 15:38	1045
Dibromochloromethane	ND	mg/kg	0.0011		1	08/20/22	08/20/22 15:38	1045
1,2-Dibromoethane	ND	mg/kg	0.0011		1	08/20/22	08/20/22 15:38	1045
1,2-Dichlorobenzene	ND	mg/kg	0.0011		1	08/20/22	08/20/22 15:38	1045

PHASE SEPARATION SCIENCE

6630 Baltimore National Pike
Baltimore, MD 21228
410-747-8770
800-932-9047
www.phaseonline.com

Certificate of Analysis

Project Name: Chestertown
PSS Project No.: 22081223

Sample ID: SB3 31' **Date/Time Sampled: 08/12/2022 09:00** **PSS Sample ID: 22081223-009**
Matrix: SOIL **Date/Time Received: 08/12/2022 18:25** **% Solids SM2540G-11: 84.7**

TCL Volatile Organic Compounds Analytical Method: SW-846 8260 D Preparation Method: SW5035A

Qualifier(s): See Batch 196498 on Case Narrative.

	Result	Units	RL	Flag	Dil	Prepared	Analyzed	Analyst
1,3-Dichlorobenzene	ND	mg/kg	0.0011		1	08/20/22	08/20/22 15:38	1045
1,4-Dichlorobenzene	ND	mg/kg	0.0011		1	08/20/22	08/20/22 15:38	1045
Dichlorodifluoromethane	ND	mg/kg	0.0011		1	08/20/22	08/20/22 15:38	1045
1,1-Dichloroethane	ND	mg/kg	0.0011		1	08/20/22	08/20/22 15:38	1045
1,2-Dichloroethane	ND	mg/kg	0.0011		1	08/20/22	08/20/22 15:38	1045
1,1-Dichloroethene	ND	mg/kg	0.0011		1	08/20/22	08/20/22 15:38	1045
1,2-Dichloropropane	ND	mg/kg	0.0011		1	08/20/22	08/20/22 15:38	1045
cis-1,2-Dichloroethene	ND	mg/kg	0.0011		1	08/20/22	08/20/22 15:38	1045
cis-1,3-Dichloropropene	ND	mg/kg	0.0011		1	08/20/22	08/20/22 15:38	1045
trans-1,2-Dichloroethene	ND	mg/kg	0.0011		1	08/20/22	08/20/22 15:38	1045
trans-1,3-Dichloropropene	ND	mg/kg	0.0011		1	08/20/22	08/20/22 15:38	1045
Ethylbenzene	ND	mg/kg	0.0011		1	08/20/22	08/20/22 15:38	1045
2-Hexanone (MBK)	ND	mg/kg	0.0011		1	08/20/22	08/20/22 15:38	1045
Isopropylbenzene	ND	mg/kg	0.0011		1	08/20/22	08/20/22 15:38	1045
Methyl Acetate	ND	mg/kg	0.028		1	08/20/22	08/20/22 15:38	1045
Methylcyclohexane	ND	mg/kg	0.0011		1	08/20/22	08/20/22 15:38	1045
Methylene chloride	ND	mg/kg	0.0055		1	08/20/22	08/20/22 15:38	1045
4-Methyl-2-Pentanone (MIBK)	ND	mg/kg	0.0011		1	08/20/22	08/20/22 15:38	1045
Methyl-t-Butyl Ether	ND	mg/kg	0.0011		1	08/20/22	08/20/22 15:38	1045
Naphthalene	ND	mg/kg	0.0011		1	08/20/22	08/20/22 15:38	1045
Styrene	ND	mg/kg	0.0011		1	08/20/22	08/20/22 15:38	1045
1,1,2,2-Tetrachloroethane	ND	mg/kg	0.0011		1	08/20/22	08/20/22 15:38	1045
Tetrachloroethene	ND	mg/kg	0.0011		1	08/20/22	08/20/22 15:38	1045
Toluene	ND	mg/kg	0.0011		1	08/20/22	08/20/22 15:38	1045
1,2,3-Trichlorobenzene	ND	mg/kg	0.0011		1	08/20/22	08/20/22 15:38	1045
1,2,4-Trichlorobenzene	ND	mg/kg	0.0011		1	08/20/22	08/20/22 15:38	1045
1,1,1-Trichloroethane	ND	mg/kg	0.0011		1	08/20/22	08/20/22 15:38	1045
1,1,2-Trichloroethane	ND	mg/kg	0.0011		1	08/20/22	08/20/22 15:38	1045
Trichloroethene	ND	mg/kg	0.0011		1	08/20/22	08/20/22 15:38	1045
Trichlorofluoromethane	ND	mg/kg	0.0011		1	08/20/22	08/20/22 15:38	1045
1,1,2-Trichlorotrifluoroethane	ND	mg/kg	0.0011		1	08/20/22	08/20/22 15:38	1045
Vinyl chloride	ND	mg/kg	0.0055		1	08/20/22	08/20/22 15:38	1045
m&p-Xylene	ND	mg/kg	0.0022		1	08/20/22	08/20/22 15:38	1045
o-Xylene	ND	mg/kg	0.0011		1	08/20/22	08/20/22 15:38	1045

PHASE SEPARATION SCIENCE

6630 Baltimore National Pike
Baltimore, MD 21228
410-747-8770
800-932-9047
www.phaseonline.com

Certificate of Analysis

Project Name: Chestertown
PSS Project No.: 22081223

Sample ID: SB3 31' **Date/Time Sampled: 08/12/2022 09:00** **PSS Sample ID: 22081223-009**
Matrix: SOIL **Date/Time Received: 08/12/2022 18:25** **% Solids SM2540G-11: 84.7**

TCL Volatile Organic Compounds Analytical Method: SW-846 8260 D Preparation Method: SW5035A

Qualifier(s): See Batch 196498 on Case Narrative.

Surrogate(s)	*Recovery*		*Limits*				
4-Bromofluorobenzene	*99*	*%*	*89-111*	*1*	*08/20/22*	*08/20/22 15:38*	*1045*
Dibromofluoromethane	*98*	*%*	*91-108*	*1*	*08/20/22*	*08/20/22 15:38*	*1045*
Toluene-D8	*99*	*%*	*93-104*	*1*	*08/20/22*	*08/20/22 15:38*	*1045*

PHASE SEPARATION SCIENCE

6630 Baltimore National Pike
Baltimore, MD 21228
410-747-8770
800-932-9047
www.phaseonline.com

Certificate of Analysis

Project Name: Chestertown
PSS Project No.: 22081223

Sample ID: SB3 22' **Date/Time Sampled: 08/12/2022 09:10** **PSS Sample ID: 22081223-010**
Matrix: SOIL **Date/Time Received: 08/12/2022 18:25** **% Solids SM2540G-11: 85.0**

Total Petroleum Hydrocarbons - DRO — Analytical Method: SW-846 8015C DRO — Preparation Method: SW3550C

	Result	Units	RL	Flag	Dil	Prepared	Analyzed	Analyst
TPH-DRO (Diesel Range Organics)	ND	mg/kg	3.9		1	08/17/22	08/17/22 23:14	1069
Surrogate(s)	***Recovery***		***Limits***					
o-Terphenyl	*75*	*%*	*39-119*		*1*	*08/17/22*	*08/17/22 23:14*	*1069*

Total Petroleum Hydrocarbons-GRO — Analytical Method: SW-846 8015C GRO — Preparation Method: SW5035A

	Result	Units	RL	Flag	Dil	Prepared	Analyzed	Analyst
TPH-GRO (Gasoline Range Organics)	ND	mg/kg	0.10		1	08/18/22	08/18/22 16:14	1045
Surrogate(s)	***Recovery***		***Limits***					
a,a,a-Trifluorotoluene	*80*	*%*	*68-120*		*1*	*08/18/22*	*08/18/22 16:14*	*1045*

TCL Volatile Organic Compounds — Analytical Method: SW-846 8260 D — Preparation Method: SW5035A

Qualifier(s): See Batch 196498 on Case Narrative.

	Result	Units	RL	Flag	Dil	Prepared	Analyzed	Analyst
Acetone	ND	mg/kg	0.020		1	08/20/22	08/20/22 16:00	1045
Benzene	ND	mg/kg	0.00099		1	08/20/22	08/20/22 16:00	1045
Bromochloromethane	ND	mg/kg	0.00099		1	08/20/22	08/20/22 16:00	1045
Bromodichloromethane	ND	mg/kg	0.00099		1	08/20/22	08/20/22 16:00	1045
Bromoform	ND	mg/kg	0.00099		1	08/20/22	08/20/22 16:00	1045
Bromomethane	ND	mg/kg	0.00099		1	08/20/22	08/20/22 16:00	1045
2-Butanone (MEK)	ND	mg/kg	0.0049		1	08/20/22	08/20/22 16:00	1045
Carbon Disulfide	ND	mg/kg	0.00099		1	08/20/22	08/20/22 16:00	1045
Carbon tetrachloride	ND	mg/kg	0.00099		1	08/20/22	08/20/22 16:00	1045
Chlorobenzene	ND	mg/kg	0.00099		1	08/20/22	08/20/22 16:00	1045
Chloroethane	ND	mg/kg	0.00099		1	08/20/22	08/20/22 16:00	1045
Chloroform	ND	mg/kg	0.0049		1	08/20/22	08/20/22 16:00	1045
Chloromethane	ND	mg/kg	0.00099		1	08/20/22	08/20/22 16:00	1045
Cyclohexane	ND	mg/kg	0.00099		1	08/20/22	08/20/22 16:00	1045
1,2-Dibromo-3-chloropropane	ND	mg/kg	0.00099		1	08/20/22	08/20/22 16:00	1045
Dibromochloromethane	ND	mg/kg	0.00099		1	08/20/22	08/20/22 16:00	1045
1,2-Dibromoethane	ND	mg/kg	0.00099		1	08/20/22	08/20/22 16:00	1045
1,2-Dichlorobenzene	ND	mg/kg	0.00099		1	08/20/22	08/20/22 16:00	1045

PHASE SEPARATION SCIENCE

6630 Baltimore National Pike
Baltimore, MD 21228
410-747-8770
800-932-9047
www.phaseonline.com

Certificate of Analysis

Project Name: Chestertown
PSS Project No.: 22081223

Sample ID: SB3 22' **Date/Time Sampled: 08/12/2022 09:10** **PSS Sample ID: 22081223-010**
Matrix: SOIL **Date/Time Received: 08/12/2022 18:25** **% Solids SM2540G-11: 85.0**

TCL Volatile Organic Compounds Analytical Method: SW-846 8260 D Preparation Method: SW5035A

Qualifier(s): See Batch 196498 on Case Narrative.

	Result	Units	RL	Flag	Dil	Prepared	Analyzed	Analyst
1,3-Dichlorobenzene	ND	mg/kg	0.00099		1	08/20/22	08/20/22 16:00	1045
1,4-Dichlorobenzene	ND	mg/kg	0.00099		1	08/20/22	08/20/22 16:00	1045
Dichlorodifluoromethane	ND	mg/kg	0.00099		1	08/20/22	08/20/22 16:00	1045
1,1-Dichloroethane	ND	mg/kg	0.00099		1	08/20/22	08/20/22 16:00	1045
1,2-Dichloroethane	ND	mg/kg	0.00099		1	08/20/22	08/20/22 16:00	1045
1,1-Dichloroethene	ND	mg/kg	0.00099		1	08/20/22	08/20/22 16:00	1045
1,2-Dichloropropane	ND	mg/kg	0.00099		1	08/20/22	08/20/22 16:00	1045
cis-1,2-Dichloroethene	ND	mg/kg	0.00099		1	08/20/22	08/20/22 16:00	1045
cis-1,3-Dichloropropene	ND	mg/kg	0.00099		1	08/20/22	08/20/22 16:00	1045
trans-1,2-Dichloroethene	ND	mg/kg	0.00099		1	08/20/22	08/20/22 16:00	1045
trans-1,3-Dichloropropene	ND	mg/kg	0.00099		1	08/20/22	08/20/22 16:00	1045
Ethylbenzene	ND	mg/kg	0.00099		1	08/20/22	08/20/22 16:00	1045
2-Hexanone (MBK)	ND	mg/kg	0.00099		1	08/20/22	08/20/22 16:00	1045
Isopropylbenzene	ND	mg/kg	0.00099		1	08/20/22	08/20/22 16:00	1045
Methyl Acetate	ND	mg/kg	0.025		1	08/20/22	08/20/22 16:00	1045
Methylcyclohexane	ND	mg/kg	0.00099		1	08/20/22	08/20/22 16:00	1045
Methylene chloride	ND	mg/kg	0.0049		1	08/20/22	08/20/22 16:00	1045
4-Methyl-2-Pentanone (MIBK)	ND	mg/kg	0.00099		1	08/20/22	08/20/22 16:00	1045
Methyl-t-Butyl Ether	ND	mg/kg	0.00099		1	08/20/22	08/20/22 16:00	1045
Naphthalene	ND	mg/kg	0.00099		1	08/20/22	08/20/22 16:00	1045
Styrene	ND	mg/kg	0.00099		1	08/20/22	08/20/22 16:00	1045
1,1,2,2-Tetrachloroethane	ND	mg/kg	0.00099		1	08/20/22	08/20/22 16:00	1045
Tetrachloroethene	ND	mg/kg	0.00099		1	08/20/22	08/20/22 16:00	1045
Toluene	ND	mg/kg	0.00099		1	08/20/22	08/20/22 16:00	1045
1,2,3-Trichlorobenzene	ND	mg/kg	0.00099		1	08/20/22	08/20/22 16:00	1045
1,2,4-Trichlorobenzene	ND	mg/kg	0.00099		1	08/20/22	08/20/22 16:00	1045
1,1,1-Trichloroethane	ND	mg/kg	0.00099		1	08/20/22	08/20/22 16:00	1045
1,1,2-Trichloroethane	ND	mg/kg	0.00099		1	08/20/22	08/20/22 16:00	1045
Trichloroethene	ND	mg/kg	0.00099		1	08/20/22	08/20/22 16:00	1045
Trichlorofluoromethane	ND	mg/kg	0.00099		1	08/20/22	08/20/22 16:00	1045
1,1,2-Trichlorotrifluoroethane	ND	mg/kg	0.00099		1	08/20/22	08/20/22 16:00	1045
Vinyl chloride	ND	mg/kg	0.0049		1	08/20/22	08/20/22 16:00	1045
m&p-Xylene	ND	mg/kg	0.0020		1	08/20/22	08/20/22 16:00	1045
o-Xylene	ND	mg/kg	0.00099		1	08/20/22	08/20/22 16:00	1045

PHASE SEPARATION SCIENCE

6630 Baltimore National Pike
Baltimore, MD 21228
410-747-8770
800-932-9047
www.phaseonline.com

Certificate of Analysis

Project Name: Chestertown
PSS Project No.: 22081223

Sample ID: SB3 22' **Date/Time Sampled: 08/12/2022 09:10** **PSS Sample ID: 22081223-010**
Matrix: SOIL **Date/Time Received: 08/12/2022 18:25** **% Solids SM2540G-11: 85.0**

TCL Volatile Organic Compounds Analytical Method: SW-846 8260 D Preparation Method: SW5035A

Qualifier(s): See Batch 196498 on Case Narrative.

Surrogate(s)	*Recovery*		*Limits*				
4-Bromofluorobenzene	*102*	*%*	*89-111*	*1*	*08/20/22*	*08/20/22 16:00*	*1045*
Dibromofluoromethane	*94*	*%*	*91-108*	*1*	*08/20/22*	*08/20/22 16:00*	*1045*
Toluene-D8	*100*	*%*	*93-104*	*1*	*08/20/22*	*08/20/22 16:00*	*1045*

PHASE SEPARATION SCIENCE

6630 Baltimore National Pike
Baltimore, MD 21228
410-747-8770
800-932-9047
www.phaseonline.com

Certificate of Analysis

Project Name: Chestertown
PSS Project No.: 22081223

Sample ID: SB4 28' **Date/Time Sampled: 08/12/2022 10:30** **PSS Sample ID: 22081223-011**
Matrix: SOIL **Date/Time Received: 08/12/2022 18:25** **% Solids SM2540G-11: 84.1**

Total Petroleum Hydrocarbons - DRO — Analytical Method: SW-846 8015C DRO — Preparation Method: SW3550C

	Result	Units	RL	Flag	Dil	Prepared	Analyzed	Analyst
TPH-DRO (Diesel Range Organics)	ND	mg/kg	3.9		1	08/17/22	08/17/22 23:39	1069
Surrogate(s)	***Recovery***		***Limits***					
o-Terphenyl	*86*	*%*	*39-119*		*1*	*08/17/22*	*08/17/22 23:39*	*1069*

Total Petroleum Hydrocarbons-GRO — Analytical Method: SW-846 8015C GRO — Preparation Method: SW5035A

	Result	Units	RL	Flag	Dil	Prepared	Analyzed	Analyst
TPH-GRO (Gasoline Range Organics)	ND	mg/kg	0.090		1	08/18/22	08/18/22 16:38	1045
Surrogate(s)	***Recovery***		***Limits***					
a,a,a-Trifluorotoluene	*76*	*%*	*68-120*		*1*	*08/18/22*	*08/18/22 16:38*	*1045*

TCL Volatile Organic Compounds — Analytical Method: SW-846 8260 D — Preparation Method: SW5035A

Qualifier(s): See Batch 196498 on Case Narrative.

	Result	Units	RL	Flag	Dil	Prepared	Analyzed	Analyst
Acetone	**0.027**	mg/kg	0.020		1	08/20/22	08/20/22 16:22	1045
Benzene	ND	mg/kg	0.0010		1	08/20/22	08/20/22 16:22	1045
Bromochloromethane	ND	mg/kg	0.0010		1	08/20/22	08/20/22 16:22	1045
Bromodichloromethane	ND	mg/kg	0.0010		1	08/20/22	08/20/22 16:22	1045
Bromoform	ND	mg/kg	0.0010		1	08/20/22	08/20/22 16:22	1045
Bromomethane	ND	mg/kg	0.0010		1	08/20/22	08/20/22 16:22	1045
2-Butanone (MEK)	ND	mg/kg	0.0051		1	08/20/22	08/20/22 16:22	1045
Carbon Disulfide	ND	mg/kg	0.0010		1	08/20/22	08/20/22 16:22	1045
Carbon tetrachloride	ND	mg/kg	0.0010		1	08/20/22	08/20/22 16:22	1045
Chlorobenzene	ND	mg/kg	0.0010		1	08/20/22	08/20/22 16:22	1045
Chloroethane	ND	mg/kg	0.0010		1	08/20/22	08/20/22 16:22	1045
Chloroform	ND	mg/kg	0.0051		1	08/20/22	08/20/22 16:22	1045
Chloromethane	ND	mg/kg	0.0010		1	08/20/22	08/20/22 16:22	1045
Cyclohexane	ND	mg/kg	0.0010		1	08/20/22	08/20/22 16:22	1045
1,2-Dibromo-3-chloropropane	ND	mg/kg	0.0010		1	08/20/22	08/20/22 16:22	1045
Dibromochloromethane	ND	mg/kg	0.0010		1	08/20/22	08/20/22 16:22	1045
1,2-Dibromoethane	ND	mg/kg	0.0010		1	08/20/22	08/20/22 16:22	1045
1,2-Dichlorobenzene	ND	mg/kg	0.0010		1	08/20/22	08/20/22 16:22	1045

PHASE SEPARATION SCIENCE

6630 Baltimore National Pike
Baltimore, MD 21228
410-747-8770
800-932-9047
www.phaseonline.com

Certificate of Analysis

Project Name: Chestertown
PSS Project No.: 22081223

Sample ID: SB4 28' **Date/Time Sampled: 08/12/2022 10:30** **PSS Sample ID: 22081223-011**
Matrix: SOIL **Date/Time Received: 08/12/2022 18:25** **% Solids SM2540G-11: 84.1**

TCL Volatile Organic Compounds Analytical Method: SW-846 8260 D Preparation Method: SW5035A

Qualifier(s): See Batch 196498 on Case Narrative.

	Result	Units	RL	Flag	Dil	Prepared	Analyzed	Analyst
1,3-Dichlorobenzene	ND	mg/kg	0.0010		1	08/20/22	08/20/22 16:22	1045
1,4-Dichlorobenzene	ND	mg/kg	0.0010		1	08/20/22	08/20/22 16:22	1045
Dichlorodifluoromethane	ND	mg/kg	0.0010		1	08/20/22	08/20/22 16:22	1045
1,1-Dichloroethane	ND	mg/kg	0.0010		1	08/20/22	08/20/22 16:22	1045
1,2-Dichloroethane	ND	mg/kg	0.0010		1	08/20/22	08/20/22 16:22	1045
1,1-Dichloroethene	ND	mg/kg	0.0010		1	08/20/22	08/20/22 16:22	1045
cis-1,2-Dichloroethene	ND	mg/kg	0.0010		1	08/20/22	08/20/22 16:22	1045
1,2-Dichloropropane	ND	mg/kg	0.0010		1	08/20/22	08/20/22 16:22	1045
cis-1,3-Dichloropropene	ND	mg/kg	0.0010		1	08/20/22	08/20/22 16:22	1045
trans-1,2-Dichloroethene	ND	mg/kg	0.0010		1	08/20/22	08/20/22 16:22	1045
trans-1,3-Dichloropropene	ND	mg/kg	0.0010		1	08/20/22	08/20/22 16:22	1045
Ethylbenzene	ND	mg/kg	0.0010		1	08/20/22	08/20/22 16:22	1045
2-Hexanone (MBK)	ND	mg/kg	0.0010		1	08/20/22	08/20/22 16:22	1045
Isopropylbenzene	ND	mg/kg	0.0010		1	08/20/22	08/20/22 16:22	1045
Methyl Acetate	ND	mg/kg	0.025		1	08/20/22	08/20/22 16:22	1045
Methylcyclohexane	ND	mg/kg	0.0010		1	08/20/22	08/20/22 16:22	1045
Methylene chloride	ND	mg/kg	0.0051		1	08/20/22	08/20/22 16:22	1045
4-Methyl-2-Pentanone (MIBK)	ND	mg/kg	0.0010		1	08/20/22	08/20/22 16:22	1045
Methyl-t-Butyl Ether	ND	mg/kg	0.0010		1	08/20/22	08/20/22 16:22	1045
Naphthalene	ND	mg/kg	0.0010		1	08/20/22	08/20/22 16:22	1045
Styrene	ND	mg/kg	0.0010		1	08/20/22	08/20/22 16:22	1045
1,1,2,2-Tetrachloroethane	ND	mg/kg	0.0010		1	08/20/22	08/20/22 16:22	1045
Tetrachloroethene	ND	mg/kg	0.0010		1	08/20/22	08/20/22 16:22	1045
Toluene	ND	mg/kg	0.0010		1	08/20/22	08/20/22 16:22	1045
1,2,3-Trichlorobenzene	ND	mg/kg	0.0010		1	08/20/22	08/20/22 16:22	1045
1,2,4-Trichlorobenzene	ND	mg/kg	0.0010		1	08/20/22	08/20/22 16:22	1045
1,1,1-Trichloroethane	ND	mg/kg	0.0010		1	08/20/22	08/20/22 16:22	1045
1,1,2-Trichloroethane	ND	mg/kg	0.0010		1	08/20/22	08/20/22 16:22	1045
Trichloroethene	ND	mg/kg	0.0010		1	08/20/22	08/20/22 16:22	1045
Trichlorofluoromethane	ND	mg/kg	0.0010		1	08/20/22	08/20/22 16:22	1045
1,1,2-Trichlorotrifluoroethane	ND	mg/kg	0.0010		1	08/20/22	08/20/22 16:22	1045
Vinyl chloride	ND	mg/kg	0.0051		1	08/20/22	08/20/22 16:22	1045
m&p-Xylene	ND	mg/kg	0.0020		1	08/20/22	08/20/22 16:22	1045
o-Xylene	ND	mg/kg	0.0010		1	08/20/22	08/20/22 16:22	1045

PHASE SEPARATION SCIENCE

6630 Baltimore National Pike
Baltimore, MD 21228
410-747-8770
800-932-9047
www.phaseonline.com

Certificate of Analysis

Project Name: Chestertown
PSS Project No.: 22081223

Sample ID: SB4 28' **Date/Time Sampled: 08/12/2022 10:30** **PSS Sample ID: 22081223-011**
Matrix: SOIL **Date/Time Received: 08/12/2022 18:25** **% Solids SM2540G-11: 84.1**

TCL Volatile Organic Compounds Analytical Method: SW-846 8260 D Preparation Method: SW5035A

Qualifier(s): See Batch 196498 on Case Narrative.

Surrogate(s)	*Recovery*		*Limits*				
4-Bromofluorobenzene	*100*	*%*	*89-111*	*1*	*08/20/22*	*08/20/22 16:22*	*1045*
Dibromofluoromethane	*98*	*%*	*91-108*	*1*	*08/20/22*	*08/20/22 16:22*	*1045*
Toluene-D8	*99*	*%*	*93-104*	*1*	*08/20/22*	*08/20/22 16:22*	*1045*

PHASE SEPARATION SCIENCE

6630 Baltimore National Pike
Baltimore, MD 21228
410-747-8770
800-932-9047
www.phaseonline.com

Certificate of Analysis

Project Name: Chestertown
PSS Project No.: 22081223

Sample ID: SB4 34' **Date/Time Sampled: 08/12/2022 10:40** **PSS Sample ID: 22081223-012**
Matrix: SOIL **Date/Time Received: 08/12/2022 18:25** **% Solids SM2540G-11: 86.0**

Total Petroleum Hydrocarbons - DRO — Analytical Method: SW-846 8015C DRO — Preparation Method: SW3550C

	Result	Units	RL	Flag	Dil	Prepared	Analyzed	Analyst
TPH-DRO (Diesel Range Organics)	ND	mg/kg	3.9		1	08/17/22	08/17/22 23:39	1069
Surrogate(s)	***Recovery***		***Limits***					
o-Terphenyl	*78*	*%*	*39-119*		*1*	*08/17/22*	*08/17/22 23:39*	*1069*

Total Petroleum Hydrocarbons-GRO — Analytical Method: SW-846 8015C GRO — Preparation Method: SW5035A

	Result	Units	RL	Flag	Dil	Prepared	Analyzed	Analyst
TPH-GRO (Gasoline Range Organics)	ND	mg/kg	0.086		1	08/18/22	08/18/22 17:03	1045
Surrogate(s)	***Recovery***		***Limits***					
a,a,a-Trifluorotoluene	*82*	*%*	*68-120*		*1*	*08/18/22*	*08/18/22 17:03*	*1045*

TCL Volatile Organic Compounds — Analytical Method: SW-846 8260 D — Preparation Method: SW5035A

Qualifier(s): See Batch 196498 on Case Narrative.

	Result	Units	RL	Flag	Dil	Prepared	Analyzed	Analyst
Acetone	ND	mg/kg	0.019		1	08/20/22	08/20/22 16:45	1045
Benzene	ND	mg/kg	0.00093		1	08/20/22	08/20/22 16:45	1045
Bromochloromethane	ND	mg/kg	0.00093		1	08/20/22	08/20/22 16:45	1045
Bromodichloromethane	ND	mg/kg	0.00093		1	08/20/22	08/20/22 16:45	1045
Bromoform	ND	mg/kg	0.00093		1	08/20/22	08/20/22 16:45	1045
Bromomethane	ND	mg/kg	0.00093		1	08/20/22	08/20/22 16:45	1045
2-Butanone (MEK)	ND	mg/kg	0.0047		1	08/20/22	08/20/22 16:45	1045
Carbon Disulfide	ND	mg/kg	0.00093		1	08/20/22	08/20/22 16:45	1045
Carbon tetrachloride	ND	mg/kg	0.00093		1	08/20/22	08/20/22 16:45	1045
Chlorobenzene	ND	mg/kg	0.00093		1	08/20/22	08/20/22 16:45	1045
Chloroethane	ND	mg/kg	0.00093		1	08/20/22	08/20/22 16:45	1045
Chloroform	ND	mg/kg	0.0047		1	08/20/22	08/20/22 16:45	1045
Chloromethane	ND	mg/kg	0.00093		1	08/20/22	08/20/22 16:45	1045
Cyclohexane	ND	mg/kg	0.00093		1	08/20/22	08/20/22 16:45	1045
1,2-Dibromo-3-chloropropane	ND	mg/kg	0.00093		1	08/20/22	08/20/22 16:45	1045
Dibromochloromethane	ND	mg/kg	0.00093		1	08/20/22	08/20/22 16:45	1045
1,2-Dibromoethane	ND	mg/kg	0.00093		1	08/20/22	08/20/22 16:45	1045
1,2-Dichlorobenzene	ND	mg/kg	0.00093		1	08/20/22	08/20/22 16:45	1045

PHASE SEPARATION SCIENCE

6630 Baltimore National Pike
Baltimore, MD 21228
410-747-8770
800-932-9047
www.phaseonline.com

Certificate of Analysis

Project Name: Chestertown
PSS Project No.: 22081223

Sample ID: SB4 34' **Date/Time Sampled: 08/12/2022 10:40** **PSS Sample ID: 22081223-012**
Matrix: SOIL **Date/Time Received: 08/12/2022 18:25** **% Solids SM2540G-11: 86.0**

TCL Volatile Organic Compounds Analytical Method: SW-846 8260 D Preparation Method: SW5035A

Qualifier(s): See Batch 196498 on Case Narrative.

	Result	Units	RL	Flag	Dil	Prepared	Analyzed	Analyst
1,3-Dichlorobenzene	ND	mg/kg	0.00093		1	08/20/22	08/20/22 16:45	1045
1,4-Dichlorobenzene	ND	mg/kg	0.00093		1	08/20/22	08/20/22 16:45	1045
Dichlorodifluoromethane	ND	mg/kg	0.00093		1	08/20/22	08/20/22 16:45	1045
1,1-Dichloroethane	ND	mg/kg	0.00093		1	08/20/22	08/20/22 16:45	1045
1,2-Dichloroethane	ND	mg/kg	0.00093		1	08/20/22	08/20/22 16:45	1045
1,1-Dichloroethene	ND	mg/kg	0.00093		1	08/20/22	08/20/22 16:45	1045
cis-1,2-Dichloroethene	ND	mg/kg	0.00093		1	08/20/22	08/20/22 16:45	1045
1,2-Dichloropropane	ND	mg/kg	0.00093		1	08/20/22	08/20/22 16:45	1045
cis-1,3-Dichloropropene	ND	mg/kg	0.00093		1	08/20/22	08/20/22 16:45	1045
trans-1,2-Dichloroethene	ND	mg/kg	0.00093		1	08/20/22	08/20/22 16:45	1045
trans-1,3-Dichloropropene	ND	mg/kg	0.00093		1	08/20/22	08/20/22 16:45	1045
Ethylbenzene	ND	mg/kg	0.00093		1	08/20/22	08/20/22 16:45	1045
2-Hexanone (MBK)	ND	mg/kg	0.00093		1	08/20/22	08/20/22 16:45	1045
Isopropylbenzene	ND	mg/kg	0.00093		1	08/20/22	08/20/22 16:45	1045
Methyl Acetate	ND	mg/kg	0.023		1	08/20/22	08/20/22 16:45	1045
Methylcyclohexane	ND	mg/kg	0.00093		1	08/20/22	08/20/22 16:45	1045
Methylene chloride	ND	mg/kg	0.0047		1	08/20/22	08/20/22 16:45	1045
4-Methyl-2-Pentanone (MIBK)	ND	mg/kg	0.00093		1	08/20/22	08/20/22 16:45	1045
Methyl-t-Butyl Ether	ND	mg/kg	0.00093		1	08/20/22	08/20/22 16:45	1045
Naphthalene	ND	mg/kg	0.00093		1	08/20/22	08/20/22 16:45	1045
Styrene	ND	mg/kg	0.00093		1	08/20/22	08/20/22 16:45	1045
1,1,2,2-Tetrachloroethane	ND	mg/kg	0.00093		1	08/20/22	08/20/22 16:45	1045
Tetrachloroethene	ND	mg/kg	0.00093		1	08/20/22	08/20/22 16:45	1045
Toluene	ND	mg/kg	0.00093		1	08/20/22	08/20/22 16:45	1045
1,2,3-Trichlorobenzene	ND	mg/kg	0.00093		1	08/20/22	08/20/22 16:45	1045
1,2,4-Trichlorobenzene	ND	mg/kg	0.00093		1	08/20/22	08/20/22 16:45	1045
1,1,1-Trichloroethane	ND	mg/kg	0.00093		1	08/20/22	08/20/22 16:45	1045
1,1,2-Trichloroethane	ND	mg/kg	0.00093		1	08/20/22	08/20/22 16:45	1045
Trichloroethene	ND	mg/kg	0.00093		1	08/20/22	08/20/22 16:45	1045
Trichlorofluoromethane	ND	mg/kg	0.00093		1	08/20/22	08/20/22 16:45	1045
1,1,2-Trichlorotrifluoroethane	ND	mg/kg	0.00093		1	08/20/22	08/20/22 16:45	1045
Vinyl chloride	ND	mg/kg	0.0047		1	08/20/22	08/20/22 16:45	1045
m&p-Xylene	ND	mg/kg	0.0019		1	08/20/22	08/20/22 16:45	1045
o-Xylene	ND	mg/kg	0.00093		1	08/20/22	08/20/22 16:45	1045

PHASE SEPARATION SCIENCE

6630 Baltimore National Pike
Baltimore, MD 21228
410-747-8770
800-932-9047
www.phaseonline.com

Certificate of Analysis

Project Name: Chestertown
PSS Project No.: 22081223

Sample ID: SB4 34' **Date/Time Sampled: 08/12/2022 10:40** **PSS Sample ID: 22081223-012**
Matrix: SOIL **Date/Time Received: 08/12/2022 18:25** **% Solids SM2540G-11: 86.0**

TCL Volatile Organic Compounds Analytical Method: SW-846 8260 D Preparation Method: SW5035A

Qualifier(s): See Batch 196498 on Case Narrative.

Surrogate(s)	*Recovery*		*Limits*				
4-Bromofluorobenzene	*102*	*%*	*89-111*	*1*	*08/20/22*	*08/20/22 16:45*	*1045*
Dibromofluoromethane	*99*	*%*	*91-108*	*1*	*08/20/22*	*08/20/22 16:45*	*1045*
Toluene-D8	*100*	*%*	*93-104*	*1*	*08/20/22*	*08/20/22 16:45*	*1045*

PHASE SEPARATION SCIENCE

6630 Baltimore National Pike
Baltimore, MD 21228
410-747-8770
800-932-9047
www.phaseonline.com

Certificate of Analysis

Project Name: Chestertown
PSS Project No.: 22081223

Sample ID: SB5 25' **Date/Time Sampled: 08/12/2022 13:30** **PSS Sample ID: 22081223-013**
Matrix: SOIL **Date/Time Received: 08/12/2022 18:25** **% Solids SM2540G-11: 84.7**

Total Petroleum Hydrocarbons - DRO — Analytical Method: SW-846 8015C DRO — Preparation Method: SW3550C

	Result	Units	RL	Flag	Dil	Prepared	Analyzed	Analyst
TPH-DRO (Diesel Range Organics)	ND	mg/kg	3.9		1	08/17/22	08/18/22 00:04	1069
Surrogate(s)	***Recovery***		***Limits***					
o-Terphenyl	*94*	*%*	*39-119*		*1*	*08/17/22*	*08/18/22 00:04*	*1069*

Total Petroleum Hydrocarbons-GRO — Analytical Method: SW-846 8015C GRO — Preparation Method: SW5035A

	Result	Units	RL	Flag	Dil	Prepared	Analyzed	Analyst
TPH-GRO (Gasoline Range Organics)	**0.10**	mg/kg	0.089		1	08/18/22	08/18/22 17:27	1045
Surrogate(s)	***Recovery***		***Limits***					
a,a,a-Trifluorotoluene	*78*	*%*	*68-120*		*1*	*08/18/22*	*08/18/22 17:27*	*1045*

TCL Volatile Organic Compounds — Analytical Method: SW-846 8260 D — Preparation Method: SW5035A

Qualifier(s): See Batch 196498 on Case Narrative.

	Result	Units	RL	Flag	Dil	Prepared	Analyzed	Analyst
Acetone	**0.19**	mg/kg	0.018		1	08/20/22	08/20/22 17:07	1045
Benzene	ND	mg/kg	0.00092		1	08/20/22	08/20/22 17:07	1045
Bromochloromethane	ND	mg/kg	0.00092		1	08/20/22	08/20/22 17:07	1045
Bromodichloromethane	ND	mg/kg	0.00092		1	08/20/22	08/20/22 17:07	1045
Bromoform	ND	mg/kg	0.00092		1	08/20/22	08/20/22 17:07	1045
Bromomethane	ND	mg/kg	0.00092		1	08/20/22	08/20/22 17:07	1045
2-Butanone (MEK)	**0.027**	mg/kg	0.0046		1	08/20/22	08/20/22 17:07	1045
Carbon Disulfide	ND	mg/kg	0.00092		1	08/20/22	08/20/22 17:07	1045
Carbon tetrachloride	ND	mg/kg	0.00092		1	08/20/22	08/20/22 17:07	1045
Chlorobenzene	ND	mg/kg	0.00092		1	08/20/22	08/20/22 17:07	1045
Chloroethane	ND	mg/kg	0.00092		1	08/20/22	08/20/22 17:07	1045
Chloroform	ND	mg/kg	0.0046		1	08/20/22	08/20/22 17:07	1045
Chloromethane	ND	mg/kg	0.00092		1	08/20/22	08/20/22 17:07	1045
Cyclohexane	ND	mg/kg	0.00092		1	08/20/22	08/20/22 17:07	1045
1,2-Dibromo-3-chloropropane	ND	mg/kg	0.00092		1	08/20/22	08/20/22 17:07	1045
Dibromochloromethane	ND	mg/kg	0.00092		1	08/20/22	08/20/22 17:07	1045
1,2-Dibromoethane	ND	mg/kg	0.00092		1	08/20/22	08/20/22 17:07	1045
1,2-Dichlorobenzene	ND	mg/kg	0.00092		1	08/20/22	08/20/22 17:07	1045

PHASE SEPARATION SCIENCE

6630 Baltimore National Pike
Baltimore, MD 21228
410-747-8770
800-932-9047
www.phaseonline.com

Certificate of Analysis

Project Name: Chestertown
PSS Project No.: 22081223

Sample ID: SB5 25' **Date/Time Sampled: 08/12/2022 13:30** **PSS Sample ID: 22081223-013**
Matrix: SOIL **Date/Time Received: 08/12/2022 18:25** **% Solids SM2540G-11: 84.7**

TCL Volatile Organic Compounds Analytical Method: SW-846 8260 D Preparation Method: SW5035A

Qualifier(s): See Batch 196498 on Case Narrative.

	Result	Units	RL	Flag	Dil	Prepared	Analyzed	Analyst
1,3-Dichlorobenzene	ND	mg/kg	0.00092		1	08/20/22	08/20/22 17:07	1045
1,4-Dichlorobenzene	ND	mg/kg	0.00092		1	08/20/22	08/20/22 17:07	1045
Dichlorodifluoromethane	ND	mg/kg	0.00092		1	08/20/22	08/20/22 17:07	1045
1,1-Dichloroethane	ND	mg/kg	0.00092		1	08/20/22	08/20/22 17:07	1045
1,2-Dichloroethane	ND	mg/kg	0.00092		1	08/20/22	08/20/22 17:07	1045
1,1-Dichloroethene	ND	mg/kg	0.00092		1	08/20/22	08/20/22 17:07	1045
cis-1,2-Dichloroethene	ND	mg/kg	0.00092		1	08/20/22	08/20/22 17:07	1045
1,2-Dichloropropane	ND	mg/kg	0.00092		1	08/20/22	08/20/22 17:07	1045
cis-1,3-Dichloropropene	ND	mg/kg	0.00092		1	08/20/22	08/20/22 17:07	1045
trans-1,2-Dichloroethene	ND	mg/kg	0.00092		1	08/20/22	08/20/22 17:07	1045
trans-1,3-Dichloropropene	ND	mg/kg	0.00092		1	08/20/22	08/20/22 17:07	1045
Ethylbenzene	ND	mg/kg	0.00092		1	08/20/22	08/20/22 17:07	1045
2-Hexanone (MBK)	ND	mg/kg	0.00092		1	08/20/22	08/20/22 17:07	1045
Isopropylbenzene	ND	mg/kg	0.00092		1	08/20/22	08/20/22 17:07	1045
Methyl Acetate	ND	mg/kg	0.023		1	08/20/22	08/20/22 17:07	1045
Methylcyclohexane	ND	mg/kg	0.00092		1	08/20/22	08/20/22 17:07	1045
Methylene chloride	ND	mg/kg	0.0046		1	08/20/22	08/20/22 17:07	1045
4-Methyl-2-Pentanone (MIBK)	ND	mg/kg	0.00092		1	08/20/22	08/20/22 17:07	1045
Methyl-t-Butyl Ether	ND	mg/kg	0.00092		1	08/20/22	08/20/22 17:07	1045
Naphthalene	ND	mg/kg	0.00092		1	08/20/22	08/20/22 17:07	1045
Styrene	ND	mg/kg	0.00092		1	08/20/22	08/20/22 17:07	1045
1,1,2,2-Tetrachloroethane	ND	mg/kg	0.00092		1	08/20/22	08/20/22 17:07	1045
Tetrachloroethene	ND	mg/kg	0.00092		1	08/20/22	08/20/22 17:07	1045
Toluene	ND	mg/kg	0.00092		1	08/20/22	08/20/22 17:07	1045
1,2,3-Trichlorobenzene	ND	mg/kg	0.00092		1	08/20/22	08/20/22 17:07	1045
1,2,4-Trichlorobenzene	ND	mg/kg	0.00092		1	08/20/22	08/20/22 17:07	1045
1,1,1-Trichloroethane	ND	mg/kg	0.00092		1	08/20/22	08/20/22 17:07	1045
1,1,2-Trichloroethane	ND	mg/kg	0.00092		1	08/20/22	08/20/22 17:07	1045
Trichloroethene	ND	mg/kg	0.00092		1	08/20/22	08/20/22 17:07	1045
Trichlorofluoromethane	ND	mg/kg	0.00092		1	08/20/22	08/20/22 17:07	1045
1,1,2-Trichlorotrifluoroethane	ND	mg/kg	0.00092		1	08/20/22	08/20/22 17:07	1045
Vinyl chloride	ND	mg/kg	0.0046		1	08/20/22	08/20/22 17:07	1045
m&p-Xylene	ND	mg/kg	0.0018		1	08/20/22	08/20/22 17:07	1045
o-Xylene	ND	mg/kg	0.00092		1	08/20/22	08/20/22 17:07	1045

PHASE SEPARATION SCIENCE

6630 Baltimore National Pike
Baltimore, MD 21228
410-747-8770
800-932-9047
www.phaseonline.com

Certificate of Analysis

Project Name: Chestertown
PSS Project No.: 22081223

Sample ID: SB5 25' **Date/Time Sampled: 08/12/2022 13:30** **PSS Sample ID: 22081223-013**
Matrix: SOIL **Date/Time Received: 08/12/2022 18:25** **% Solids SM2540G-11: 84.7**

TCL Volatile Organic Compounds Analytical Method: SW-846 8260 D Preparation Method: SW5035A

Qualifier(s): See Batch 196498 on Case Narrative.

Surrogate(s)	*Recovery*		*Limits*				
4-Bromofluorobenzene	*100*	*%*	*89-111*	*1*	*08/20/22*	*08/20/22 17:07*	*1045*
Dibromofluoromethane	*99*	*%*	*91-108*	*1*	*08/20/22*	*08/20/22 17:07*	*1045*
Toluene-D8	*98*	*%*	*93-104*	*1*	*08/20/22*	*08/20/22 17:07*	*1045*

PHASE SEPARATION SCIENCE

6630 Baltimore National Pike
Baltimore, MD 21228
410-747-8770
800-932-9047
www.phaseonline.com

Certificate of Analysis

Project Name: Chestertown
PSS Project No.: 22081223

Sample ID: SB5 37' **Date/Time Sampled: 08/12/2022 13:20** **PSS Sample ID: 22081223-014**
Matrix: SOIL **Date/Time Received: 08/12/2022 18:25** **% Solids SM2540G-11: 86.5**

Total Petroleum Hydrocarbons - DRO — Analytical Method: SW-846 8015C DRO — Preparation Method: SW3550C

	Result	Units	RL	Flag	Dil	Prepared	Analyzed	Analyst
TPH-DRO (Diesel Range Organics)	**2,800**	mg/kg	190		50	08/17/22	08/18/22 12:41	1069
Surrogate(s)	***Recovery***		***Limits***					
o-Terphenyl	*96*	*%*	*39-119*		*50*	*08/17/22*	*08/18/22 12:41*	*1069*

Total Petroleum Hydrocarbons-GRO — Analytical Method: SW-846 8015C GRO — Preparation Method: SW5035A

	Result	Units	RL	Flag	Dil	Prepared	Analyzed	Analyst
TPH-GRO (Gasoline Range Organics)	**5.3**	mg/kg	0.10		1	08/18/22	08/18/22 17:52	1045
Surrogate(s)	***Recovery***		***Limits***					
a,a,a-Trifluorotoluene	*86*	*%*	*68-120*		*1*	*08/18/22*	*08/18/22 17:52*	*1045*

TCL Volatile Organic Compounds — Analytical Method: SW-846 8260 D — Preparation Method: SW5035A

Qualifier(s): See Batch 196533 on Case Narrative.

	Result	Units	RL	Flag	Dil	Prepared	Analyzed	Analyst
Acetone	ND	mg/kg	2.1		100	08/22/22	08/22/22 13:10	1045
Benzene	ND	mg/kg	0.10		100	08/22/22	08/22/22 13:10	1045
Bromochloromethane	ND	mg/kg	0.10		100	08/22/22	08/22/22 13:10	1045
Bromodichloromethane	ND	mg/kg	0.10		100	08/22/22	08/22/22 13:10	1045
Bromoform	ND	mg/kg	0.10		100	08/22/22	08/22/22 13:10	1045
Bromomethane	ND	mg/kg	0.10		100	08/22/22	08/22/22 13:10	1045
2-Butanone (MEK)	ND	mg/kg	0.51		100	08/22/22	08/22/22 13:10	1045
Carbon Disulfide	ND	mg/kg	0.10		100	08/22/22	08/22/22 13:10	1045
Carbon tetrachloride	ND	mg/kg	0.10		100	08/22/22	08/22/22 13:10	1045
Chlorobenzene	ND	mg/kg	0.10		100	08/22/22	08/22/22 13:10	1045
Chloroethane	ND	mg/kg	0.10		100	08/22/22	08/22/22 13:10	1045
Chloroform	ND	mg/kg	0.51		100	08/22/22	08/22/22 13:10	1045
Chloromethane	ND	mg/kg	0.10		100	08/22/22	08/22/22 13:10	1045
Cyclohexane	ND	mg/kg	0.10		100	08/22/22	08/22/22 13:10	1045
1,2-Dibromo-3-chloropropane	ND	mg/kg	0.10		100	08/22/22	08/22/22 13:10	1045
Dibromochloromethane	ND	mg/kg	0.10		100	08/22/22	08/22/22 13:10	1045
1,2-Dibromoethane	ND	mg/kg	0.10		100	08/22/22	08/22/22 13:10	1045
1,2-Dichlorobenzene	ND	mg/kg	0.10		100	08/22/22	08/22/22 13:10	1045

PHASE SEPARATION SCIENCE

6630 Baltimore National Pike
Baltimore, MD 21228
410-747-8770
800-932-9047
www.phaseonline.com

Certificate of Analysis

Project Name: Chestertown
PSS Project No.: 22081223

Sample ID: SB5 37' **Date/Time Sampled: 08/12/2022 13:20** **PSS Sample ID: 22081223-014**
Matrix: SOIL **Date/Time Received: 08/12/2022 18:25** **% Solids SM2540G-11: 86.5**

TCL Volatile Organic Compounds Analytical Method: SW-846 8260 D Preparation Method: SW5035A

Qualifier(s): See Batch 196533 on Case Narrative.

	Result	Units	RL	Flag	Dil	Prepared	Analyzed	Analyst
1,3-Dichlorobenzene	ND	mg/kg	0.10		100	08/22/22	08/22/22 13:10	1045
1,4-Dichlorobenzene	ND	mg/kg	0.10		100	08/22/22	08/22/22 13:10	1045
Dichlorodifluoromethane	ND	mg/kg	0.10		100	08/22/22	08/22/22 13:10	1045
1,1-Dichloroethane	ND	mg/kg	0.10		100	08/22/22	08/22/22 13:10	1045
1,2-Dichloroethane	ND	mg/kg	0.10		100	08/22/22	08/22/22 13:10	1045
1,1-Dichloroethene	ND	mg/kg	0.10		100	08/22/22	08/22/22 13:10	1045
cis-1,2-Dichloroethene	ND	mg/kg	0.10		100	08/22/22	08/22/22 13:10	1045
1,2-Dichloropropane	ND	mg/kg	0.10		100	08/22/22	08/22/22 13:10	1045
cis-1,3-Dichloropropene	ND	mg/kg	0.10		100	08/22/22	08/22/22 13:10	1045
trans-1,2-Dichloroethene	ND	mg/kg	0.10		100	08/22/22	08/22/22 13:10	1045
trans-1,3-Dichloropropene	ND	mg/kg	0.10		100	08/22/22	08/22/22 13:10	1045
Ethylbenzene	ND	mg/kg	0.10		100	08/22/22	08/22/22 13:10	1045
2-Hexanone (MBK)	ND	mg/kg	0.10		100	08/22/22	08/22/22 13:10	1045
Isopropylbenzene	**0.20**	mg/kg	0.10		100	08/22/22	08/22/22 13:10	1045
Methyl Acetate	ND	mg/kg	2.6		100	08/22/22	08/22/22 13:10	1045
Methylcyclohexane	ND	mg/kg	0.10		100	08/22/22	08/22/22 13:10	1045
Methylene chloride	ND	mg/kg	0.51		100	08/22/22	08/22/22 13:10	1045
4-Methyl-2-Pentanone (MIBK)	ND	mg/kg	0.10		100	08/22/22	08/22/22 13:10	1045
Methyl-t-Butyl Ether	ND	mg/kg	0.10		100	08/22/22	08/22/22 13:10	1045
Naphthalene	ND	mg/kg	0.10		100	08/22/22	08/22/22 13:10	1045
Styrene	ND	mg/kg	0.10		100	08/22/22	08/22/22 13:10	1045
1,1,2,2-Tetrachloroethane	ND	mg/kg	0.10		100	08/22/22	08/22/22 13:10	1045
Tetrachloroethene	ND	mg/kg	0.10		100	08/22/22	08/22/22 13:10	1045
Toluene	ND	mg/kg	0.10		100	08/22/22	08/22/22 13:10	1045
1,2,3-Trichlorobenzene	ND	mg/kg	0.10		100	08/22/22	08/22/22 13:10	1045
1,2,4-Trichlorobenzene	ND	mg/kg	0.10		100	08/22/22	08/22/22 13:10	1045
1,1,1-Trichloroethane	ND	mg/kg	0.10		100	08/22/22	08/22/22 13:10	1045
1,1,2-Trichloroethane	ND	mg/kg	0.10		100	08/22/22	08/22/22 13:10	1045
Trichloroethene	ND	mg/kg	0.10		100	08/22/22	08/22/22 13:10	1045
Trichlorofluoromethane	ND	mg/kg	0.10		100	08/22/22	08/22/22 13:10	1045
1,1,2-Trichlorotrifluoroethane	ND	mg/kg	0.10		100	08/22/22	08/22/22 13:10	1045
Vinyl chloride	ND	mg/kg	0.51		100	08/22/22	08/22/22 13:10	1045
m&p-Xylene	ND	mg/kg	0.21		100	08/22/22	08/22/22 13:10	1045
o-Xylene	ND	mg/kg	0.10		100	08/22/22	08/22/22 13:10	1045

PHASE SEPARATION SCIENCE

6630 Baltimore National Pike
Baltimore, MD 21228
410-747-8770
800-932-9047
www.phaseonline.com

Certificate of Analysis

Project Name: Chestertown
PSS Project No.: 22081223

Sample ID: SB5 37' **Date/Time Sampled: 08/12/2022 13:20** **PSS Sample ID: 22081223-014**
Matrix: SOIL **Date/Time Received: 08/12/2022 18:25** **% Solids SM2540G-11: 86.5**

TCL Volatile Organic Compounds Analytical Method: SW-846 8260 D Preparation Method: SW5035A

Qualifier(s): See Batch 196533 on Case Narrative.

Surrogate(s)	*Recovery*		*Limits*				
4-Bromofluorobenzene	*98*	*%*	*89-111*	*100*	*08/22/22*	*08/22/22 13:10*	*1045*
Dibromofluoromethane	*93*	*%*	*91-108*	*100*	*08/22/22*	*08/22/22 13:10*	*1045*
Toluene-D8	*99*	*%*	*93-104*	*100*	*08/22/22*	*08/22/22 13:10*	*1045*

PHASE SEPARATION SCIENCE

6630 Baltimore National Pike
Baltimore, MD 21228
410-747-8770
800-932-9047
www.phaseonline.com

Certificate of Analysis

Project Name: Chestertown
PSS Project No.: 22081223

Sample ID: SB6 39' **Date/Time Sampled: 08/12/2022 15:40** **PSS Sample ID: 22081223-015**
Matrix: SOIL **Date/Time Received: 08/12/2022 18:25** **% Solids SM2540G-11: 85.9**

Total Petroleum Hydrocarbons - DRO — Analytical Method: SW-846 8015C DRO — Preparation Method: SW3550C

	Result	Units	RL	Flag	Dil	Prepared	Analyzed	Analyst
TPH-DRO (Diesel Range Organics)	**310**	mg/kg	3.8		1	08/17/22	08/18/22 11:02	1069
Surrogate(s)	***Recovery***		***Limits***					
o-Terphenyl	*106*	*%*	*39-119*		*1*	*08/17/22*	*08/18/22 11:02*	*1069*

Total Petroleum Hydrocarbons-GRO — Analytical Method: SW-846 8015C GRO — Preparation Method: SW5035A

	Result	Units	RL	Flag	Dil	Prepared	Analyzed	Analyst
TPH-GRO (Gasoline Range Organics)	**31**	mg/kg	0.097		1	08/18/22	08/18/22 18:16	1045
Surrogate(s)	***Recovery***		***Limits***					
a,a,a-Trifluorotoluene	*78*	*%*	*68-120*		*1*	*08/18/22*	*08/18/22 18:16*	*1045*

TCL Volatile Organic Compounds — Analytical Method: SW-846 8260 D — Preparation Method: SW5035A

Qualifier(s): See Batch 196533 on Case Narrative.

	Result	Units	RL	Flag	Dil	Prepared	Analyzed	Analyst
Acetone	ND	mg/kg	2.0		100	08/22/22	08/22/22 12:48	1045
Benzene	ND	mg/kg	0.098		100	08/22/22	08/22/22 12:48	1045
Bromochloromethane	ND	mg/kg	0.098		100	08/22/22	08/22/22 12:48	1045
Bromodichloromethane	ND	mg/kg	0.098		100	08/22/22	08/22/22 12:48	1045
Bromoform	ND	mg/kg	0.098		100	08/22/22	08/22/22 12:48	1045
Bromomethane	ND	mg/kg	0.098		100	08/22/22	08/22/22 12:48	1045
2-Butanone (MEK)	ND	mg/kg	0.49		100	08/22/22	08/22/22 12:48	1045
Carbon Disulfide	ND	mg/kg	0.098		100	08/22/22	08/22/22 12:48	1045
Carbon tetrachloride	ND	mg/kg	0.098		100	08/22/22	08/22/22 12:48	1045
Chlorobenzene	ND	mg/kg	0.098		100	08/22/22	08/22/22 12:48	1045
Chloroethane	ND	mg/kg	0.098		100	08/22/22	08/22/22 12:48	1045
Chloroform	ND	mg/kg	0.49		100	08/22/22	08/22/22 12:48	1045
Chloromethane	ND	mg/kg	0.098		100	08/22/22	08/22/22 12:48	1045
Cyclohexane	ND	mg/kg	0.098		100	08/22/22	08/22/22 12:48	1045
1,2-Dibromo-3-chloropropane	ND	mg/kg	0.098		100	08/22/22	08/22/22 12:48	1045
Dibromochloromethane	ND	mg/kg	0.098		100	08/22/22	08/22/22 12:48	1045
1,2-Dibromoethane	ND	mg/kg	0.098		100	08/22/22	08/22/22 12:48	1045
1,2-Dichlorobenzene	ND	mg/kg	0.098		100	08/22/22	08/22/22 12:48	1045

PHASE SEPARATION SCIENCE

6630 Baltimore National Pike
Baltimore, MD 21228
410-747-8770
800-932-9047
www.phaseonline.com

Certificate of Analysis

Project Name: Chestertown
PSS Project No.: 22081223

Sample ID: SB6 39' **Date/Time Sampled: 08/12/2022 15:40** **PSS Sample ID: 22081223-015**
Matrix: SOIL **Date/Time Received: 08/12/2022 18:25** **% Solids SM2540G-11: 85.9**

TCL Volatile Organic Compounds Analytical Method: SW-846 8260 D Preparation Method: SW5035A

Qualifier(s): See Batch 196533 on Case Narrative.

	Result	Units	RL	Flag	Dil	Prepared	Analyzed	Analyst
1,3-Dichlorobenzene	ND	mg/kg	0.098		100	08/22/22	08/22/22 12:48	1045
1,4-Dichlorobenzene	ND	mg/kg	0.098		100	08/22/22	08/22/22 12:48	1045
Dichlorodifluoromethane	ND	mg/kg	0.098		100	08/22/22	08/22/22 12:48	1045
1,1-Dichloroethane	ND	mg/kg	0.098		100	08/22/22	08/22/22 12:48	1045
1,2-Dichloroethane	ND	mg/kg	0.098		100	08/22/22	08/22/22 12:48	1045
1,1-Dichloroethene	ND	mg/kg	0.098		100	08/22/22	08/22/22 12:48	1045
1,2-Dichloropropane	ND	mg/kg	0.098		100	08/22/22	08/22/22 12:48	1045
cis-1,2-Dichloroethene	ND	mg/kg	0.098		100	08/22/22	08/22/22 12:48	1045
cis-1,3-Dichloropropene	ND	mg/kg	0.098		100	08/22/22	08/22/22 12:48	1045
trans-1,2-Dichloroethene	ND	mg/kg	0.098		100	08/22/22	08/22/22 12:48	1045
trans-1,3-Dichloropropene	ND	mg/kg	0.098		100	08/22/22	08/22/22 12:48	1045
Ethylbenzene	ND	mg/kg	0.098		100	08/22/22	08/22/22 12:48	1045
2-Hexanone (MBK)	ND	mg/kg	0.098		100	08/22/22	08/22/22 12:48	1045
Isopropylbenzene	ND	mg/kg	0.098		100	08/22/22	08/22/22 12:48	1045
Methyl Acetate	ND	mg/kg	2.4		100	08/22/22	08/22/22 12:48	1045
Methylcyclohexane	ND	mg/kg	0.098		100	08/22/22	08/22/22 12:48	1045
Methylene chloride	ND	mg/kg	0.49		100	08/22/22	08/22/22 12:48	1045
4-Methyl-2-Pentanone (MIBK)	ND	mg/kg	0.098		100	08/22/22	08/22/22 12:48	1045
Methyl-t-Butyl Ether	ND	mg/kg	0.098		100	08/22/22	08/22/22 12:48	1045
Naphthalene	ND	mg/kg	0.098		100	08/22/22	08/22/22 12:48	1045
Styrene	ND	mg/kg	0.098		100	08/22/22	08/22/22 12:48	1045
1,1,2,2-Tetrachloroethane	ND	mg/kg	0.098		100	08/22/22	08/22/22 12:48	1045
Tetrachloroethene	ND	mg/kg	0.098		100	08/22/22	08/22/22 12:48	1045
Toluene	ND	mg/kg	0.098		100	08/22/22	08/22/22 12:48	1045
1,2,3-Trichlorobenzene	ND	mg/kg	0.098		100	08/22/22	08/22/22 12:48	1045
1,2,4-Trichlorobenzene	ND	mg/kg	0.098		100	08/22/22	08/22/22 12:48	1045
1,1,1-Trichloroethane	ND	mg/kg	0.098		100	08/22/22	08/22/22 12:48	1045
1,1,2-Trichloroethane	ND	mg/kg	0.098		100	08/22/22	08/22/22 12:48	1045
Trichloroethene	ND	mg/kg	0.098		100	08/22/22	08/22/22 12:48	1045
Trichlorofluoromethane	ND	mg/kg	0.098		100	08/22/22	08/22/22 12:48	1045
1,1,2-Trichlorotrifluoroethane	ND	mg/kg	0.098		100	08/22/22	08/22/22 12:48	1045
Vinyl chloride	ND	mg/kg	0.49		100	08/22/22	08/22/22 12:48	1045
m&p-Xylene	ND	mg/kg	0.20		100	08/22/22	08/22/22 12:48	1045
o-Xylene	ND	mg/kg	0.098		100	08/22/22	08/22/22 12:48	1045

PHASE SEPARATION SCIENCE

6630 Baltimore National Pike
Baltimore, MD 21228
410-747-8770
800-932-9047
www.phaseonline.com

Certificate of Analysis

Project Name: Chestertown
PSS Project No.: 22081223

Sample ID: SB6 39' **Date/Time Sampled: 08/12/2022 15:40** **PSS Sample ID: 22081223-015**
Matrix: SOIL **Date/Time Received: 08/12/2022 18:25** **% Solids SM2540G-11: 85.9**

TCL Volatile Organic Compounds Analytical Method: SW-846 8260 D Preparation Method: SW5035A

Qualifier(s): See Batch 196533 on Case Narrative.

Surrogate(s)	*Recovery*		*Limits*				
4-Bromofluorobenzene	*99*	*%*	*89-111*	*100*	*08/22/22*	*08/22/22 12:48*	*1045*
Dibromofluoromethane	*94*	*%*	*91-108*	*100*	*08/22/22*	*08/22/22 12:48*	*1045*
Toluene-D8	*99*	*%*	*93-104*	*100*	*08/22/22*	*08/22/22 12:48*	*1045*

PHASE SEPARATION SCIENCE

6630 Baltimore National Pike
Baltimore, MD 21228
410-747-8770
800-932-9047
www.phaseonline.com

Certificate of Analysis

Project Name: Chestertown
PSS Project No.: 22081223

Sample ID: SB6 44' **Date/Time Sampled: 08/12/2022 15:50** **PSS Sample ID: 22081223-016**
Matrix: SOIL **Date/Time Received: 08/12/2022 18:25** **% Solids SM2540G-11: 82.5**

Total Petroleum Hydrocarbons - DRO — Analytical Method: SW-846 8015C DRO — Preparation Method: SW3550C

	Result	Units	RL	Flag	Dil	Prepared	Analyzed	Analyst
TPH-DRO (Diesel Range Organics)	**77**	mg/kg	4.0		1	08/17/22	08/18/22 00:04	1069
Surrogate(s)	***Recovery***		***Limits***					
o-Terphenyl	*79*	*%*	*39-119*		*1*	*08/17/22*	*08/18/22 00:04*	*1069*

Total Petroleum Hydrocarbons-GRO — Analytical Method: SW-846 8015C GRO — Preparation Method: SW5035A

	Result	Units	RL	Flag	Dil	Prepared	Analyzed	Analyst
TPH-GRO (Gasoline Range Organics)	**0.95**	mg/kg	0.097		1	08/18/22	08/18/22 18:41	1045
Surrogate(s)	***Recovery***		***Limits***					
a,a,a-Trifluorotoluene	*86*	*%*	*68-120*		*1*	*08/18/22*	*08/18/22 18:41*	*1045*

TCL Volatile Organic Compounds — Analytical Method: SW-846 8260 D — Preparation Method: SW5035A

Qualifier(s): See Batch 196498 on Case Narrative.

	Result	Units	RL	Flag	Dil	Prepared	Analyzed	Analyst
Acetone	ND	mg/kg	0.019		1	08/20/22	08/20/22 17:29	1045
Benzene	ND	mg/kg	0.00097		1	08/20/22	08/20/22 17:29	1045
Bromochloromethane	ND	mg/kg	0.00097		1	08/20/22	08/20/22 17:29	1045
Bromodichloromethane	ND	mg/kg	0.00097		1	08/20/22	08/20/22 17:29	1045
Bromoform	ND	mg/kg	0.00097		1	08/20/22	08/20/22 17:29	1045
Bromomethane	ND	mg/kg	0.00097		1	08/20/22	08/20/22 17:29	1045
2-Butanone (MEK)	ND	mg/kg	0.0048		1	08/20/22	08/20/22 17:29	1045
Carbon Disulfide	ND	mg/kg	0.00097		1	08/20/22	08/20/22 17:29	1045
Carbon tetrachloride	ND	mg/kg	0.00097		1	08/20/22	08/20/22 17:29	1045
Chlorobenzene	ND	mg/kg	0.00097		1	08/20/22	08/20/22 17:29	1045
Chloroethane	ND	mg/kg	0.00097		1	08/20/22	08/20/22 17:29	1045
Chloroform	ND	mg/kg	0.0048		1	08/20/22	08/20/22 17:29	1045
Chloromethane	ND	mg/kg	0.00097		1	08/20/22	08/20/22 17:29	1045
Cyclohexane	ND	mg/kg	0.00097		1	08/20/22	08/20/22 17:29	1045
1,2-Dibromo-3-chloropropane	ND	mg/kg	0.00097		1	08/20/22	08/20/22 17:29	1045
Dibromochloromethane	ND	mg/kg	0.00097		1	08/20/22	08/20/22 17:29	1045
1,2-Dibromoethane	ND	mg/kg	0.00097		1	08/20/22	08/20/22 17:29	1045
1,2-Dichlorobenzene	ND	mg/kg	0.00097		1	08/20/22	08/20/22 17:29	1045

PHASE SEPARATION SCIENCE

6630 Baltimore National Pike
Baltimore, MD 21228
410-747-8770
800-932-9047
www.phaseonline.com

Certificate of Analysis

Project Name: Chestertown
PSS Project No.: 22081223

Sample ID: SB6 44' **Date/Time Sampled: 08/12/2022 15:50** **PSS Sample ID: 22081223-016**
Matrix: SOIL **Date/Time Received: 08/12/2022 18:25** **% Solids SM2540G-11: 82.5**

TCL Volatile Organic Compounds Analytical Method: SW-846 8260 D Preparation Method: SW5035A

Qualifier(s): See Batch 196498 on Case Narrative.

	Result	Units	RL	Flag	Dil	Prepared	Analyzed	Analyst
1,3-Dichlorobenzene	ND	mg/kg	0.00097		1	08/20/22	08/20/22 17:29	1045
1,4-Dichlorobenzene	ND	mg/kg	0.00097		1	08/20/22	08/20/22 17:29	1045
Dichlorodifluoromethane	ND	mg/kg	0.00097		1	08/20/22	08/20/22 17:29	1045
1,1-Dichloroethane	ND	mg/kg	0.00097		1	08/20/22	08/20/22 17:29	1045
1,2-Dichloroethane	ND	mg/kg	0.00097		1	08/20/22	08/20/22 17:29	1045
1,1-Dichloroethene	ND	mg/kg	0.00097		1	08/20/22	08/20/22 17:29	1045
1,2-Dichloropropane	ND	mg/kg	0.00097		1	08/20/22	08/20/22 17:29	1045
cis-1,2-Dichloroethene	ND	mg/kg	0.00097		1	08/20/22	08/20/22 17:29	1045
cis-1,3-Dichloropropene	ND	mg/kg	0.00097		1	08/20/22	08/20/22 17:29	1045
trans-1,2-Dichloroethene	ND	mg/kg	0.00097		1	08/20/22	08/20/22 17:29	1045
trans-1,3-Dichloropropene	ND	mg/kg	0.00097		1	08/20/22	08/20/22 17:29	1045
Ethylbenzene	ND	mg/kg	0.00097		1	08/20/22	08/20/22 17:29	1045
2-Hexanone (MBK)	ND	mg/kg	0.00097		1	08/20/22	08/20/22 17:29	1045
Isopropylbenzene	ND	mg/kg	0.00097		1	08/20/22	08/20/22 17:29	1045
Methyl Acetate	ND	mg/kg	0.024		1	08/20/22	08/20/22 17:29	1045
Methylcyclohexane	ND	mg/kg	0.00097		1	08/20/22	08/20/22 17:29	1045
Methylene chloride	ND	mg/kg	0.0048		1	08/20/22	08/20/22 17:29	1045
4-Methyl-2-Pentanone (MIBK)	ND	mg/kg	0.00097		1	08/20/22	08/20/22 17:29	1045
Methyl-t-Butyl Ether	ND	mg/kg	0.00097		1	08/20/22	08/20/22 17:29	1045
Naphthalene	**0.0055**	mg/kg	0.00097		1	08/20/22	08/20/22 17:29	1045
Styrene	ND	mg/kg	0.00097		1	08/20/22	08/20/22 17:29	1045
1,1,2,2-Tetrachloroethane	ND	mg/kg	0.00097		1	08/20/22	08/20/22 17:29	1045
Tetrachloroethene	ND	mg/kg	0.00097		1	08/20/22	08/20/22 17:29	1045
Toluene	ND	mg/kg	0.00097		1	08/20/22	08/20/22 17:29	1045
1,2,3-Trichlorobenzene	ND	mg/kg	0.00097		1	08/20/22	08/20/22 17:29	1045
1,2,4-Trichlorobenzene	ND	mg/kg	0.00097		1	08/20/22	08/20/22 17:29	1045
1,1,1-Trichloroethane	ND	mg/kg	0.00097		1	08/20/22	08/20/22 17:29	1045
1,1,2-Trichloroethane	ND	mg/kg	0.00097		1	08/20/22	08/20/22 17:29	1045
Trichloroethene	ND	mg/kg	0.00097		1	08/20/22	08/20/22 17:29	1045
Trichlorofluoromethane	ND	mg/kg	0.00097		1	08/20/22	08/20/22 17:29	1045
1,1,2-Trichlorotrifluoroethane	ND	mg/kg	0.00097		1	08/20/22	08/20/22 17:29	1045
Vinyl chloride	ND	mg/kg	0.0048		1	08/20/22	08/20/22 17:29	1045
m&p-Xylene	ND	mg/kg	0.0019		1	08/20/22	08/20/22 17:29	1045
o-Xylene	ND	mg/kg	0.00097		1	08/20/22	08/20/22 17:29	1045

PHASE SEPARATION SCIENCE

6630 Baltimore National Pike
Baltimore, MD 21228
410-747-8770
800-932-9047
www.phaseonline.com

Certificate of Analysis

Project Name: Chestertown
PSS Project No.: 22081223

Sample ID: SB6 44' **Date/Time Sampled: 08/12/2022 15:50** **PSS Sample ID: 22081223-016**
Matrix: SOIL **Date/Time Received: 08/12/2022 18:25** **% Solids SM2540G-11: 82.5**

TCL Volatile Organic Compounds Analytical Method: SW-846 8260 D Preparation Method: SW5035A

Qualifier(s): See Batch 196498 on Case Narrative.

Surrogate(s)	*Recovery*		*Limits*				
4-Bromofluorobenzene	*102*	*%*	*89-111*	*1*	*08/20/22*	*08/20/22 17:29*	*1045*
Dibromofluoromethane	*99*	*%*	*91-108*	*1*	*08/20/22*	*08/20/22 17:29*	*1045*
Toluene-D8	*99*	*%*	*93-104*	*1*	*08/20/22*	*08/20/22 17:29*	*1045*

6630 Baltimore National Pike
Baltimore, MD 21228
410-747-8770
800-932-9047
www.phaseonline.com

Project Name: Chestertown

PSS Project No.: 22081223

Any holding time exceedances, deviations from the method specifications, regulatory requirements or variations to the procedures outlined in the PSS Quality Assurance Manual are outlined below.

Matrix spike and matrix spike duplicate analyses may not be performed due to insufficient sample quantity. In these instances, a laboratory control sample and laboratory control sample duplicate are analyzed unless otherwise noted or specified in the method.

Sample Receipt:

Terra core vials for sample 013 lableled as "SB5 30"; 4oz jar for sample 013 labeled as "SB5 5 25". Logged in according to COC.
Received 2oz plastic container for sample 002 empty; 4oz jar used for solids content.

General Comments:
GRO added, per client.

Analytical:

TCL Volatile Organic Compounds

Batch: 196533
Continuing calibration verification standard (CCV) meets method criteria in that more than 80% of analytes are within acceptance limits, see QC summary.

Analytical:

TCL Volatiles plus Oxygenates

Batch: 196498
Continuing calibration verification standard (CCV) meets method criteria in that more than 80% of analytes are within acceptance limits, see QC summary.

Method exceedance: Laboratory control sample/laboratory control sample duplicate (LCS/LCSD) exceedance identified; see QC summary.

NELAP accreditation was held for all analyses performed unless noted below. See www.phaseonline.com for complete PSS scope of accreditation.

PHASE SEPARATION SCIENCE

6630 Baltimore National Pike
Baltimore, MD 21228
410-747-8770
800-932-9047
www.phaseonline.com

Lab Chronology

Project Name: Chestertown
PSS Project No.: 22081223

Method	Client Sample ID	Analysis Type	PSS Sample ID	Mtx	Prep Batch	Analytical Batch	Prepared	Analyzed
SM2540G	SB8 39'	Initial	22081223-001	S	196351	196351	08/15/2022 17:45	08/15/2022 17:45
	SB8 43'	Initial	22081223-002	S	196351	196351	08/15/2022 17:45	08/15/2022 17:45
	SB7 40'	Initial	22081223-003	S	196351	196351	08/15/2022 17:45	08/15/2022 17:45
	SB7 12'	Initial	22081223-004	S	196351	196351	08/15/2022 17:45	08/15/2022 17:45
	SB1 34'	Initial	22081223-005	S	196351	196351	08/15/2022 17:45	08/15/2022 17:45
	SB1 23'	Initial	22081223-006	S	196351	196351	08/15/2022 17:45	08/15/2022 17:45
	SB2 32'	Initial	22081223-007	S	196351	196351	08/15/2022 17:45	08/15/2022 17:45
	SB2 41'	Initial	22081223-008	S	196351	196351	08/15/2022 17:45	08/15/2022 17:45
	SB3 31'	Initial	22081223-009	S	196351	196351	08/15/2022 17:45	08/15/2022 17:45
	SB3 22'	Initial	22081223-010	S	196351	196351	08/15/2022 17:45	08/15/2022 17:45
	SB4 28'	Initial	22081223-011	S	196351	196351	08/15/2022 17:45	08/15/2022 17:45
	SB4 34'	Initial	22081223-012	S	196351	196351	08/15/2022 17:45	08/15/2022 17:45
	SB5 25'	Initial	22081223-013	S	196351	196351	08/15/2022 17:45	08/15/2022 17:45
	SB5 37'	Initial	22081223-014	S	196351	196351	08/15/2022 17:45	08/15/2022 17:45
	SB6 39'	Initial	22081223-015	S	196351	196351	08/15/2022 17:45	08/15/2022 17:45
	SB6 44'	Initial	22081223-016	S	196351	196351	08/15/2022 17:45	08/15/2022 17:45
	196351-1-BLK	BLK	196351-1-BLK	S	196351	196351	08/15/2022 17:45	08/15/2022 17:45
	SB8 39' D	MD	22081223-001 D	S	196351	196351	08/15/2022 17:45	08/15/2022 17:45
	SB4 34' D	MD	22081223-012 D	S	196351	196351	08/15/2022 17:45	08/15/2022 17:45
SW-846 8015C DRO	SB8 43'	Initial	22081223-002	S	91917	196433	08/17/2022 09:03	08/17/2022 22:00
	SB7 12'	Initial	22081223-004	S	91917	196433	08/17/2022 09:03	08/17/2022 22:24
	SB2 32'	Initial	22081223-007	S	91917	196433	08/17/2022 09:03	08/17/2022 22:49
	SB3 31'	Initial	22081223-009	S	91917	196433	08/17/2022 09:03	08/17/2022 23:14
	SB4 28'	Initial	22081223-011	S	91917	196433	08/17/2022 09:03	08/17/2022 23:39
	SB5 25'	Initial	22081223-013	S	91917	196433	08/17/2022 09:03	08/18/2022 00:04
	91917-1-BKS	BKS	91917-1-BKS	S	91917	196433	08/17/2022 09:03	08/17/2022 12:27
	91917-1-BLK	BLK	91917-1-BLK	S	91917	196433	08/17/2022 09:03	08/17/2022 12:02
	91917-1-BSD	BSD	91917-1-BSD	S	91917	196433	08/17/2022 09:03	08/17/2022 12:52
	SB8 39'	Initial	22081223-001	S	91917	196434	08/17/2022 09:03	08/17/2022 21:35
	SB7 40'	Initial	22081223-003	S	91917	196434	08/17/2022 09:03	08/17/2022 22:00
	SB1 34'	Initial	22081223-005	S	91917	196434	08/17/2022 09:03	08/17/2022 13:17
	SB1 23'	Initial	22081223-006	S	91917	196434	08/17/2022 09:03	08/17/2022 22:24
	SB2 41'	Initial	22081223-008	S	91917	196434	08/17/2022 09:03	08/17/2022 22:49
	SB3 22'	Initial	22081223-010	S	91917	196434	08/17/2022 09:03	08/17/2022 23:14
	SB4 34'	Initial	22081223-012	S	91917	196434	08/17/2022 09:03	08/17/2022 23:39
	SB6 44'	Initial	22081223-016	S	91917	196434	08/17/2022 09:03	08/18/2022 00:04
	SB1 34' S	MS	22081223-005 S	S	91917	196434	08/17/2022 09:03	08/17/2022 12:27
	SB1 34' SD	MSD	22081223-005 S	S	91917	196434	08/17/2022 09:03	08/17/2022 12:52
	SB5 37'	Initial	22081223-014	S	91917	196456	08/17/2022 09:03	08/18/2022 12:41
	SB6 39'	Initial	22081223-015	S	91917	196456	08/17/2022 09:03	08/18/2022 11:02
SW-846 8015C GRO	SB8 39'	Initial	22081223-001	S	91955	196447	08/18/2022 09:42	08/18/2022 12:33
	SB8 43'	Initial	22081223-002	S	91955	196447	08/18/2022 09:42	08/18/2022 12:58
	SB7 40'	Initial	22081223-003	S	91955	196447	08/18/2022 09:42	08/18/2022 13:22
	SB7 12'	Initial	22081223-004	S	91955	196447	08/18/2022 09:42	08/18/2022 13:47
	SB1 34'	Initial	22081223-005	S	91955	196447	08/18/2022 09:42	08/18/2022 14:11

PHASE SEPARATION SCIENCE

6630 Baltimore National Pike
Baltimore, MD 21228
410-747-8770
800-932-9047
www.phaseonline.com

Lab Chronology

Project Name: Chestertown
PSS Project No.: 22081223

Method	Client Sample ID	Analysis Type	PSS Sample ID	Mtx	Prep Batch	Analytical Batch	Prepared	Analyzed
SW-846 8015C GRO	SB1 23'	Initial	22081223-006	S	91955	196447	08/18/2022 09:42	08/18/2022 14:36
	SB2 32'	Initial	22081223-007	S	91955	196447	08/18/2022 09:42	08/18/2022 15:00
	SB2 41'	Initial	22081223-008	S	91955	196447	08/18/2022 09:42	08/18/2022 15:25
	SB3 31'	Initial	22081223-009	S	91955	196447	08/18/2022 09:42	08/18/2022 15:49
	SB3 22'	Initial	22081223-010	S	91955	196447	08/18/2022 09:42	08/18/2022 16:14
	SB4 28'	Initial	22081223-011	S	91955	196447	08/18/2022 09:42	08/18/2022 16:38
	SB4 34'	Initial	22081223-012	S	91955	196447	08/18/2022 09:42	08/18/2022 17:03
	SB5 25'	Initial	22081223-013	S	91955	196447	08/18/2022 09:42	08/18/2022 17:27
	SB5 37'	Initial	22081223-014	S	91955	196447	08/18/2022 09:42	08/18/2022 17:52
	SB6 39'	Initial	22081223-015	S	91955	196447	08/18/2022 09:42	08/18/2022 18:16
	SB6 44'	Initial	22081223-016	S	91955	196447	08/18/2022 09:42	08/18/2022 18:41
	91955-2-BKS	BKS	91955-2-BKS	S	91955	196447	08/18/2022 09:42	08/18/2022 10:06
	91955-2-BLK	BLK	91955-2-BLK	S	91955	196447	08/18/2022 09:42	08/18/2022 11:44
	91955-2-BSD	BSD	91955-2-BSD	S	91955	196447	08/18/2022 09:42	08/18/2022 10:31
	081622-OP-F1545 S	MS	22081619-001 S	S	91955	196447	08/18/2022 09:42	08/18/2022 10:55
	081622-OP-F1545 SD	MSD	22081619-001 S	S	91955	196447	08/18/2022 09:42	08/18/2022 11:20
SW-846 8260 D	SB8 39'	Initial	22081223-001	S	91977	196498	08/20/2022 07:50	08/20/2022 12:40
	SB8 43'	Initial	22081223-002	S	91977	196498	08/20/2022 07:50	08/20/2022 13:02
	SB7 40'	Initial	22081223-003	S	91977	196498	08/20/2022 07:50	08/20/2022 13:24
	SB7 12'	Initial	22081223-004	S	91977	196498	08/20/2022 07:50	08/20/2022 13:46
	SB1 34'	Initial	22081223-005	S	91977	196498	08/20/2022 07:50	08/20/2022 14:09
	SB1 23'	Initial	22081223-006	S	91977	196498	08/20/2022 07:50	08/20/2022 14:31
	SB2 32'	Initial	22081223-007	S	91977	196498	08/20/2022 07:50	08/20/2022 14:53
	SB2 41'	Initial	22081223-008	S	91977	196498	08/20/2022 07:50	08/20/2022 15:16
	SB3 31'	Initial	22081223-009	S	91977	196498	08/20/2022 07:50	08/20/2022 15:38
	SB3 22'	Initial	22081223-010	S	91977	196498	08/20/2022 07:50	08/20/2022 16:00
	SB4 28'	Initial	22081223-011	S	91977	196498	08/20/2022 07:50	08/20/2022 16:22
	SB4 34'	Initial	22081223-012	S	91977	196498	08/20/2022 07:50	08/20/2022 16:45
	SB5 25'	Initial	22081223-013	S	91977	196498	08/20/2022 07:50	08/20/2022 17:07
	SB6 44'	Initial	22081223-016	S	91977	196498	08/20/2022 07:50	08/20/2022 17:29
	91977-1-BKS	BKS	91977-1-BKS	S	91977	196498	08/20/2022 07:50	08/20/2022 08:12
	91977-1-BLK	BLK	91977-1-BLK	S	91977	196498	08/20/2022 07:50	08/20/2022 10:48
	91977-1-BSD	BSD	91977-1-BSD	S	91977	196498	08/20/2022 07:50	08/20/2022 08:34
	EX-1/11FT S	MS	22081705-001 S	S	91977	196498	08/20/2022 07:50	08/20/2022 08:57
	EX-1/11FT SD	MSD	22081705-001 S	S	91977	196498	08/20/2022 07:50	08/20/2022 09:19
	SB5 37'	Initial	22081223-014	S	91999	196533	08/22/2022 07:52	08/22/2022 13:10
	SB6 39'	Initial	22081223-015	S	91999	196533	08/22/2022 07:52	08/22/2022 12:48
	91999-1-BKS	BKS	91999-1-BKS	S	91999	196533	08/22/2022 07:52	08/22/2022 08:20
	91999-1-BLK	BLK	91999-1-BLK	S	91999	196533	08/22/2022 07:52	08/22/2022 12:03
	91999-1-BSD	BSD	91999-1-BSD	S	91999	196533	08/22/2022 07:52	08/22/2022 08:43
	SBP-23-4-5 S	MS	22081711-014 S	S	91999	196533	08/22/2022 07:52	08/22/2022 09:05
	SBP-23-4-5 SD	MSD	22081711-014 S	S	91999	196533	08/22/2022 07:52	08/22/2022 09:27

Analytical Method: SM2540G
Seq Number: 196351 Matrix: Soil
Parent Sample Id: 22081223-001 MD Sample Id: 22081223-001 D

Parameter	Parent Result	MD Result	RPD	RPD Limit	Units	Flag
Solids, percent	90.3	90.4	0	10	%	

Analytical Method: SM2540G
Seq Number: 196351 Matrix: Soil
Parent Sample Id: 22081223-012 MD Sample Id: 22081223-012 D

Parameter	Parent Result	MD Result	RPD	RPD Limit	Units	Flag
Solids, percent	86.0	85.7	0	10	%	

Analytical Method: SW-846 8015C DRO Prep Method: SW3550C
Seq Number: 196433 Matrix: Solid Date Prep: 08/17/22
MB Sample Id: 91917-1-BLK LCS Sample Id: 91917-1-BKS LCSD Sample Id: 91917-1-BSD

Parameter	MB Result	Spike Amount	LCS Result	LCS %Rec	LCSD Result	LCSD %Rec	Limits	RPD	RPD Limit	Units	Flag
TPH-DRO (Diesel Range Organics)	<3.373	32.87	31.78	97	30.86	92	67-118	3	22	mg/kg	

Surrogate	MB %Rec	MB Flag	LCS Result	LCS Flag	LCSD Result	LCSD Flag	Limits	Units
o-Terphenyl	81		92		87		39-119	%

Analytical Method: SW-846 8015C DRO Prep Method: SW3550C
Seq Number: 196434 Matrix: Soil Date Prep: 08/17/22
Parent Sample Id: 22081223-005 MS Sample Id: 22081223-005 S MSD Sample Id: 22081223-005 SD

Parameter	Parent Result	Spike Amount	MS Result	MS %Rec	MSD Result	MSD %Rec	Limits	RPD	RPD Limit	Units	Flag
TPH-DRO (Diesel Range Organics)	<3.947	39.81	31.92	80	31.10	79	42-127	3	31	mg/kg	

Surrogate	MS Result	MS Flag	MSD Result	MSD Flag	Limits	Units
o-Terphenyl	87		85		39-119	%

PHASE SEPARATION SCIENCE

6630 Baltimore National Pike
Baltimore, MD 21228
410-747-8770
800-932-9047
www.phaseonline.com

QC Summary

Project Name Chestertown
PSS Project No.: 22081223

Analytical Method: SW-846 8015C GRO Prep Method: SW5030
Seq Number: 196447 Matrix: Solid Date Prep: 08/18/22
MB Sample Id: 91955-2-BLK LCS Sample Id: 91955-2-BKS LCSD Sample Id: 91955-2-BSD

Parameter	MB Result	Spike Amount	LCS Result	LCS %Rec	LCSD Result	LCSD %Rec	Limits	RPD	RPD Limit	Units	Flag
TPH-GRO (Gasoline Range Organic:	<0.1000	5.000	5.019	100	4.932	99	77-117	2	25	mg/kg	

Surrogate	MB %Rec	MB Flag	LCS Result	LCS Flag	LCSD Result	LCSD Flag	Limits	Units
a,a,a-Trifluorotoluene	96		107		109		68-120	%

PHASE SEPARATION SCIENCE

6630 Baltimore National Pike
Baltimore, MD 21228
410-747-8770
800-932-9047
www.phaseonline.com

QC Summary

Project Name Chestertown
PSS Project No.: 22081223

Analytical Method: SW-846 8260 D Prep Method: SW5030
Seq Number: 196498 Matrix: Solid Date Prep: 08/20/22
MB Sample Id: 91977-1-BLK LCS Sample Id: 91977-1-BKS LCSD Sample Id: 91977-1-BSD

Parameter	MB Result	Spike Amount	LCS Result	LCS %Rec	LCSD Result	LCSD %Rec	Limits	RPD	RPD Limit	Units	Flag
Acetone	<0.02000	0.06000	0.06291	105	0.06337	106	40-147	1	25	mg/kg	
Benzene	<0.001000	0.06000	0.06029	100	0.05999	100	85-118	0	25	mg/kg	
Bromochloromethane	<0.001000	0.06000	0.06218	104	0.05948	99	84-121	4	25	mg/kg	
Bromodichloromethane	<0.001000	0.06000	0.06383	106	0.06482	108	88-121	2	25	mg/kg	
Bromoform	<0.001000	0.06000	0.06416	107	0.06563	109	78-129	2	25	mg/kg	
Bromomethane	<0.001000	0.06000	0.05627	94	0.05612	94	66-117	0	25	mg/kg	
2-Butanone (MEK)	<0.005000	0.06000	0.06147	102	0.06045	101	62-115	2	25	mg/kg	
Carbon Disulfide	<0.001000	0.06000	0.06221	104	0.06064	101	79-128	3	25	mg/kg	
Carbon tetrachloride	<0.001000	0.06000	0.06381	106	0.06252	104	87-121	2	25	mg/kg	
Chlorobenzene	<0.001000	0.06000	0.06148	102	0.06133	102	85-119	0	25	mg/kg	
Chloroethane	<0.001000	0.06000	0.05956	99	0.06012	100	75-115	1	25	mg/kg	
Chloroform	<0.005000	0.06000	0.05797	97	0.05672	95	82-116	2	25	mg/kg	
Chloromethane	<0.001000	0.06000	0.06007	100	0.05925	99	69-124	1	25	mg/kg	
Cyclohexane	<0.001000	0.06000	0.06170	103	0.05997	100	72-132	3	25	mg/kg	
1,2-Dibromo-3-chloropropane	<0.001000	0.06000	0.06649	111	0.07046	117	64-141	6	25	mg/kg	
Dibromochloromethane	<0.001000	0.06000	0.06718	112	0.06810	114	87-122	1	25	mg/kg	
1,2-Dibromoethane	<0.001000	0.06000	0.06436	107	0.06443	107	87-117	0	25	mg/kg	
1,2-Dichlorobenzene	<0.001000	0.06000	0.06159	103	0.06103	102	83-121	1	25	mg/kg	
1,3-Dichlorobenzene	<0.001000	0.06000	0.06198	103	0.06103	102	84-121	2	25	mg/kg	
1,4-Dichlorobenzene	<0.001000	0.06000	0.06172	103	0.06105	102	84-121	1	25	mg/kg	
Dichlorodifluoromethane	<0.001000	0.06000	0.05932	99	0.05894	98	56-134	1	25	mg/kg	
1,1-Dichloroethane	<0.001000	0.06000	0.06252	104	0.06150	103	83-120	2	25	mg/kg	
1,2-Dichloroethane	<0.001000	0.06000	0.06098	102	0.05925	99	85-118	3	25	mg/kg	
1,1-Dichloroethene	<0.001000	0.06000	0.06015	100	0.05994	100	83-122	0	25	mg/kg	
1,2-Dichloropropane	<0.001000	0.06000	0.06344	106	0.06398	107	84-120	1	25	mg/kg	
cis-1,2-Dichloroethene	<0.001000	0.06000	0.05916	99	0.05879	98	84-120	1	25	mg/kg	
cis-1,3-Dichloropropene	<0.001000	0.06000	0.06209	103	0.06350	106	84-120	2	25	mg/kg	
trans-1,2-Dichloroethene	<0.001000	0.06000	0.06041	101	0.06018	100	84-121	0	25	mg/kg	
trans-1,3-Dichloropropene	<0.001000	0.06000	0.06227	104	0.06345	106	80-123	2	25	mg/kg	
Ethylbenzene	<0.001000	0.06000	0.06315	105	0.06256	104	87-121	1	25	mg/kg	
2-Hexanone (MBK)	<0.001000	0.06000	0.06318	105	0.06593	110	72-119	4	25	mg/kg	
Isopropylbenzene	<0.001000	0.06000	0.06248	104	0.06179	103	85-121	1	25	mg/kg	
Methyl Acetate	<0.02500	0.06000	0.05889	98	0.06309	105	75-123	7	25	mg/kg	
Methylcyclohexane	<0.001000	0.06000	0.06068	101	0.06260	104	84-123	3	25	mg/kg	
Methylene chloride	<0.005000	0.06000	0.05939	99	0.05911	99	81-117	0	25	mg/kg	
4-Methyl-2-Pentanone (MIBK)	<0.001000	0.06000	0.06263	104	0.06463	108	75-118	3	25	mg/kg	
Methyl-t-Butyl Ether	<0.001000	0.06000	0.09749	162	0.09472	158	74-122	3	25	mg/kg	H
Naphthalene	<0.001000	0.06000	0.06772	113	0.07114	119	77-120	5	25	mg/kg	
Styrene	<0.001000	0.06000	0.06538	109	0.06263	104	83-124	4	25	mg/kg	
1,1,2,2-Tetrachloroethane	<0.001000	0.06000	0.06465	108	0.06454	108	75-123	0	25	mg/kg	
Tetrachloroethene	<0.001000	0.06000	0.06086	101	0.06199	103	82-119	2	25	mg/kg	
Toluene	<0.001000	0.06000	0.05919	99	0.06097	102	84-118	3	25	mg/kg	
1,2,3-Trichlorobenzene	<0.001000	0.06000	0.06530	109	0.06800	113	76-127	4	25	mg/kg	
1,2,4-Trichlorobenzene	<0.001000	0.06000	0.06465	108	0.06650	111	82-131	3	25	mg/kg	
1,1,1-Trichloroethane	<0.001000	0.06000	0.06787	113	0.06709	112	84-121	1	25	mg/kg	
1,1,2-Trichloroethane	<0.001000	0.06000	0.05998	100	0.06323	105	83-118	5	25	mg/kg	
Trichloroethene	<0.001000	0.06000	0.06056	101	0.06015	100	85-118	1	25	mg/kg	
Trichlorofluoromethane	<0.001000	0.06000	0.06059	101	0.05961	99	81-121	2	25	mg/kg	
1,1,2-Trichlorotrifluoroethane	<0.001000	0.06000	0.06079	101	0.06033	101	83-122	1	25	mg/kg	
Vinyl chloride	<0.005000	0.06000	0.06266	104	0.06257	104	69-129	0	25	mg/kg	
m&p-Xylene	<0.002000	0.1200	0.1279	107	0.1244	104	86-123	3	25	mg/kg	

PHASE SEPARATION SCIENCE

6630 Baltimore National Pike
Baltimore, MD 21228
410-747-8770
800-932-9047
www.phaseonline.com

QC Summary

Project Name Chestertown
PSS Project No.: 22081223

Analytical Method: SW-846 8260 D Prep Method: SW5030
Seq Number: 196498 Matrix: Solid Date Prep: 08/20/22
MB Sample Id: 91977-1-BLK LCS Sample Id: 91977-1-BKS LCSD Sample Id: 91977-1-BSD

Parameter	MB Result	Spike Amount	LCS Result	LCS %Rec	LCSD Result	LCSD %Rec	Limits	RPD	RPD Limit	Units	Flag
o-Xylene	<0.001000	0.06000	0.06436	107	0.06287	105	84-121	2	25	mg/kg	

Surrogate	MB %Rec	MB Flag	LCS Result	LCS Flag	LCSD Result	LCSD Flag	Limits	Units
4-Bromofluorobenzene	102		102		101		89-111	%
Dibromofluoromethane	98		101		98		91-108	%
Toluene-D8	101		101		100		93-104	%

PHASE SEPARATION SCIENCE

6630 Baltimore National Pike
Baltimore, MD 21228
410-747-8770
800-932-9047
www.phaseonline.com

QC Summary

Project Name Chestertown
PSS Project No.: 22081223

Analytical Method: SW-846 8260 D Prep Method: SW5035A
Seq Number: 196533 Matrix: Solid Date Prep: 08/22/22
MB Sample Id: 91999-1-BLK LCS Sample Id: 91999-1-BKS LCSD Sample Id: 91999-1-BSD

Parameter	MB Result	Spike Amount	LCS Result	LCS %Rec	LCSD Result	LCSD %Rec	Limits	RPD	RPD Limit	Units	Flag
Acetone	<0.02000	0.06000	0.05455	91	0.05937	99	40-147	8	25	mg/kg	
Benzene	<0.001000	0.06000	0.05801	97	0.05683	95	85-118	2	25	mg/kg	
Bromochloromethane	<0.001000	0.06000	0.05745	96	0.05887	98	84-121	2	25	mg/kg	
Bromodichloromethane	<0.001000	0.06000	0.06027	100	0.05961	99	88-121	1	25	mg/kg	
Bromoform	<0.001000	0.06000	0.05602	93	0.05788	96	78-129	3	25	mg/kg	
Bromomethane	<0.001000	0.06000	0.05339	89	0.05024	84	66-117	6	25	mg/kg	
2-Butanone (MEK)	<0.005000	0.06000	0.05573	93	0.05749	96	62-115	3	25	mg/kg	
Carbon Disulfide	<0.001000	0.06000	0.05773	96	0.05587	93	79-128	3	25	mg/kg	
Carbon tetrachloride	<0.001000	0.06000	0.06045	101	0.05753	96	87-121	5	25	mg/kg	
Chlorobenzene	<0.001000	0.06000	0.05726	95	0.05625	94	85-119	2	25	mg/kg	
Chloroethane	<0.001000	0.06000	0.05627	94	0.05433	91	75-115	4	25	mg/kg	
Chloroform	<0.005000	0.06000	0.05458	91	0.05402	90	82-116	1	25	mg/kg	
Chloromethane	<0.001000	0.06000	0.05587	93	0.05381	90	69-124	4	25	mg/kg	
Cyclohexane	<0.001000	0.06000	0.05930	99	0.05738	96	72-132	3	25	mg/kg	
1,2-Dibromo-3-chloropropane	<0.001000	0.06000	0.05464	91	0.05858	98	64-141	7	25	mg/kg	
Dibromochloromethane	<0.001000	0.06000	0.06163	103	0.06312	105	87-122	2	25	mg/kg	
1,2-Dibromoethane	<0.001000	0.06000	0.05776	96	0.05985	100	87-117	4	25	mg/kg	
1,2-Dichlorobenzene	<0.001000	0.06000	0.05854	98	0.05766	96	83-121	2	25	mg/kg	
1,3-Dichlorobenzene	<0.001000	0.06000	0.05875	98	0.05740	96	84-121	2	25	mg/kg	
1,4-Dichlorobenzene	<0.001000	0.06000	0.05911	99	0.05757	96	84-121	3	25	mg/kg	
Dichlorodifluoromethane	<0.001000	0.06000	0.05404	90	0.05043	84	56-134	7	25	mg/kg	
1,1-Dichloroethane	<0.001000	0.06000	0.05918	99	0.05802	97	83-120	2	25	mg/kg	
1,2-Dichloroethane	<0.001000	0.06000	0.05575	93	0.05416	90	85-118	3	25	mg/kg	
1,1-Dichloroethene	<0.001000	0.06000	0.05773	96	0.05597	93	83-122	3	25	mg/kg	
1,2-Dichloropropane	<0.001000	0.06000	0.05933	99	0.05853	98	84-120	1	25	mg/kg	
cis-1,2-Dichloroethene	<0.001000	0.06000	0.05896	98	0.05758	96	84-120	2	25	mg/kg	
cis-1,3-Dichloropropene	<0.001000	0.06000	0.05599	93	0.05440	91	84-120	3	25	mg/kg	
trans-1,2-Dichloroethene	<0.001000	0.06000	0.05669	94	0.05676	95	84-121	0	25	mg/kg	
trans-1,3-Dichloropropene	<0.001000	0.06000	0.05359	89	0.05466	91	80-123	2	25	mg/kg	
Ethylbenzene	<0.001000	0.06000	0.05824	97	0.05707	95	87-121	2	25	mg/kg	
2-Hexanone (MBK)	<0.001000	0.06000	0.05733	96	0.05974	100	72-119	4	25	mg/kg	
Isopropylbenzene	<0.001000	0.06000	0.06042	101	0.05869	98	85-121	3	25	mg/kg	
Methyl Acetate	<0.02500	0.06000	0.05146	86	0.05640	94	75-123	9	25	mg/kg	
Methylcyclohexane	<0.001000	0.06000	0.05822	97	0.05764	96	84-123	1	25	mg/kg	
Methylene chloride	<0.005000	0.06000	0.05493	92	0.05521	92	81-117	1	25	mg/kg	
4-Methyl-2-Pentanone (MIBK)	<0.001000	0.06000	0.05706	95	0.05811	97	75-118	2	25	mg/kg	
Methyl-t-Butyl Ether	<0.001000	0.06000	0.06459	108	0.06711	112	74-122	4	25	mg/kg	
Naphthalene	<0.001000	0.06000	0.05774	96	0.06167	103	77-120	7	25	mg/kg	
Styrene	<0.001000	0.06000	0.05682	95	0.05801	97	83-124	2	25	mg/kg	
1,1,2,2-Tetrachloroethane	<0.001000	0.06000	0.05844	97	0.06060	101	75-123	4	25	mg/kg	
Tetrachloroethene	<0.001000	0.06000	0.05878	98	0.05686	95	82-119	3	25	mg/kg	
Toluene	<0.001000	0.06000	0.05641	94	0.05522	92	84-118	2	25	mg/kg	
1,2,3-Trichlorobenzene	<0.001000	0.06000	0.05735	96	0.05896	98	76-127	3	25	mg/kg	
1,2,4-Trichlorobenzene	<0.001000	0.06000	0.05860	98	0.05853	98	82-131	0	25	mg/kg	
1,1,1-Trichloroethane	<0.001000	0.06000	0.06328	105	0.06139	102	84-121	3	25	mg/kg	
1,1,2-Trichloroethane	<0.001000	0.06000	0.05685	95	0.05722	95	83-118	1	25	mg/kg	
Trichloroethene	<0.001000	0.06000	0.05795	97	0.05612	94	85-118	3	25	mg/kg	
Trichlorofluoromethane	<0.001000	0.06000	0.05839	97	0.05603	93	81-121	4	25	mg/kg	
1,1,2-Trichlorotrifluoroethane	<0.001000	0.06000	0.05776	96	0.05609	93	83-122	3	25	mg/kg	
Vinyl chloride	<0.005000	0.06000	0.06048	101	0.05624	94	69-129	7	25	mg/kg	
m&p-Xylene	<0.002000	0.1200	0.1179	98	0.1169	97	86-123	1	25	mg/kg	

PHASE SEPARATION SCIENCE

6630 Baltimore National Pike
Baltimore, MD 21228
410-747-8770
800-932-9047
www.phaseonline.com

QC Summary

Project Name Chestertown
PSS Project No.: 22081223

Analytical Method: SW-846 8260 D Prep Method: SW5035A
Seq Number: 196533 Matrix: Solid Date Prep: 08/22/22
MB Sample Id: 91999-1-BLK LCS Sample Id: 91999-1-BKS LCSD Sample Id: 91999-1-BSD

Parameter	MB Result	Spike Amount	LCS Result	LCS %Rec	LCSD Result	LCSD %Rec	Limits	RPD	RPD Limit	Units	Flag
o-Xylene	<0.001000	0.06000	0.05731	96	0.05586	93	84-121	3	25	mg/kg	

Surrogate	MB %Rec	MB Flag	LCS Result	LCS Flag	LCSD Result	LCSD Flag	Limits	Units
4-Bromofluorobenzene	101		103		102		89-111	%
Dibromofluoromethane	97		99		101		91-108	%
Toluene-D8	99		99		99		93-104	%

F = RPD exceeded the laboratory control limits
X = Recovery of MS, MSD or both outside of QC Criteria
H= Recovery of BS,BSD or both exceeded the laboratory control limits
L = Recovery of BS,BSD or both below the laboratory control limits

Analytical Method: SW-846 8015 C TCLP

Seq Number: 192711 Matrix: Water
Parent Sample Id: ICV-01 ICV Sample Id: ICV-01 Analyzed Date: 03/29/22 16:06

Parameter	Spike Amount	ICV Result	ICV %Rec	Limits	Units	Flag
TPH-DRO (Diesel Range Organics)	2500	2418	97	80-120	mg/L	

Surrogate	ICV Result	Limits	Units	Flag
o-Terphenyl	97	80-120	%	

Analytical Method: SW-846 8015C DRO

Seq Number: 196433 Matrix: Water
CCV Sample Id: CCV-R1 Analyzed Date: 08/17/22 10:24

Parameter	Spike Amount	CCV Result	CCV %Rec	Limits	Units	Flag
TPH-DRO (Diesel Range Organics)	2500	2306	92	80-120	mg/L	

Surrogate	CCV Result	Limits	Units	Flag
o-Terphenyl	89	80-120	%	

Analytical Method: SW-846 8015C DRO

Seq Number: 196434 Matrix: Water
CCV Sample Id: CCV-F1 Analyzed Date: 08/17/22 10:24

Parameter	Spike Amount	CCV Result	CCV %Rec	Limits	Units	Flag
TPH-DRO (Diesel Range Organics)	2500	2636	105	80-120	mg/L	

Surrogate	CCV Result	Limits	Units	Flag
o-Terphenyl	97	80-120	%	

Analytical Method: SW-846 8015C DRO

Seq Number: 196433 Matrix: Water
CCV Sample Id: CCV-R2 Analyzed Date: 08/17/22 18:40

Parameter	Spike Amount	CCV Result	CCV %Rec	Limits	Units	Flag
TPH-DRO (Diesel Range Organics)	2500	2567	103	80-120	mg/L	

Surrogate	CCV Result	Limits	Units	Flag
o-Terphenyl	99	80-120	%	

Analytical Method: SW-846 8015C DRO
Seq Number: 196434 Matrix: Water
CCV Sample Id: CCV-F2 Analyzed Date: 08/17/22 18:40

Parameter	Spike Amount	CCV Result	CCV %Rec	Limits	Units	Flag
TPH-DRO (Diesel Range Organics)	2500	2633	105	80-120	mg/L	

Surrogate	CCV Result	Limits	Units	Flag
o-Terphenyl	99	80-120	%	

Analytical Method: SW-846 8015C DRO
Seq Number: 196433 Matrix: Water
CCV Sample Id: CCV-R3 Analyzed Date: 08/18/22 01:43

Parameter	Spike Amount	CCV Result	CCV %Rec	Limits	Units	Flag
TPH-DRO (Diesel Range Organics)	2500	2685	107	80-120	mg/L	

Surrogate	CCV Result	Limits	Units	Flag
o-Terphenyl	104	80-120	%	

Analytical Method: SW-846 8015C DRO
Seq Number: 196434 Matrix: Water
CCV Sample Id: CCV-F3 Analyzed Date: 08/18/22 01:43

Parameter	Spike Amount	CCV Result	CCV %Rec	Limits	Units	Flag
TPH-DRO (Diesel Range Organics)	2500	2565	103	80-120	mg/L	

Surrogate	CCV Result	Limits	Units	Flag
o-Terphenyl	94	80-120	%	

Analytical Method: SW-846 8015C DRO
Seq Number: 196456 Matrix: Water
CCV Sample Id: CCV-R1 Analyzed Date: 08/18/22 10:12

Parameter	Spike Amount	CCV Result	CCV %Rec	Limits	Units	Flag
TPH-DRO (Diesel Range Organics)	2500	2325	93	80-120	mg/L	

Surrogate	CCV Result	Limits	Units	Flag
o-Terphenyl	88	80-120	%	

Analytical Method: SW-846 8015C DRO
Seq Number: 196456 Matrix: Water
CCV Sample Id: CCV-R2 Analyzed Date: 08/18/22 14:46

Parameter	Spike Amount	CCV Result	CCV %Rec	Limits	Units	Flag
TPH-DRO (Diesel Range Organics)	2500	2365	95	80-120	mg/L	

Surrogate	CCV Result	Limits	Units	Flag
o-Terphenyl	89	80-120	%	

Analytical Method: SW-846 8015C DRO
Seq Number: 191075 Matrix: Water
Parent Sample Id: ICV-01 ICV Sample Id: ICV-01 Analyzed Date: 01/27/22 17:43

Parameter	Spike Amount	ICV Result	ICV %Rec	Limits	Units	Flag
TPH-DRO (Diesel Range Organics)	2500	2796	112	80-120	mg/L	

Surrogate	ICV Result	Limits	Units	Flag
o-Terphenyl	113	80-120	%	

Analytical Method: SW-846 8015C GRO
Seq Number: 196447 Matrix: Water
CCV Sample Id: CCV, GRO-1 Analyzed Date: 08/18/22 09:42

Parameter	Spike Amount	CCV Result	CCV %Rec	Limits	Units	Flag
TPH-GRO (Gasoline Range Organic:	5000	5218	104	80-120	ug/L	

Surrogate	CCV Result	Limits	Units	Flag
a,a,a-Trifluorotoluene	107	80-120	%	

Analytical Method: SW-846 8015C GRO
Seq Number: 196447 Matrix: Water
CCV Sample Id: CCV, GRO-2 Analyzed Date: 08/18/22 20:18

Parameter	Spike Amount	CCV Result	CCV %Rec	Limits	Units	Flag
TPH-GRO (Gasoline Range Organic:	5000	4529	91	80-120	ug/L	

Surrogate	CCV Result	Limits	Units	Flag
a,a,a-Trifluorotoluene	105	80-120	%	

PHASE SEPARATION SCIENCE

6630 Baltimore National Pike
Baltimore, MD 21228
410-747-8770
800-932-9047
www.phaseonline.com

QC Summary

Project Name Chestertown
PSS Project No.: 22081223

Analytical Method: SW-846 8015C GRO

Seq Number: 193872 Matrix: Water
Parent Sample Id: ICV-01 ICV Sample Id: ICV-01 Analyzed Date: 05/12/22 13:52

Parameter	Spike Amount	ICV Result	ICV %Rec	Limits	Units	Flag
TPH-GRO (Gasoline Range Organic:	5000	5613	112	80-120	ug/L	

Surrogate	ICV Result	Limits	Units	Flag
a,a,a-Trifluorotoluene	105	80-120	%	

PHASE SEPARATION SCIENCE

6630 Baltimore National Pike
Baltimore, MD 21228
410-747-8770
800-932-9047
www.phaseonline.com

QC Summary

Project Name Chestertown
PSS Project No.: 22081223

Analytical Method: SW-846 8260 D

Seq Number: 196498 Matrix: Solid

CCV Sample Id: CCV, VOC-1 Analyzed Date: 08/20/22 07:50

Parameter	Spike Amount	CCV Result	CCV %Rec	Limits	Units	Flag
Acetone	0.06000	0.06533	109	80-120	mg/kg	
Benzene	0.06000	0.05846	97	80-120	mg/kg	
Bromochloromethane	0.06000	0.05856	98	80-120	mg/kg	
Bromodichloromethane	0.06000	0.06129	102	80-120	mg/kg	
Bromoform	0.06000	0.05573	93	80-120	mg/kg	
Bromomethane	0.06000	0.05849	97	80-120	mg/kg	
2-Butanone (MEK)	0.06000	0.05591	93	80-120	mg/kg	
Carbon Disulfide	0.06000	0.06327	105	80-120	mg/kg	
Carbon tetrachloride	0.06000	0.06348	106	80-120	mg/kg	
Chlorobenzene	0.06000	0.05844	97	80-120	mg/kg	
Chloroethane	0.06000	0.05999	100	80-120	mg/kg	
Chloroform	0.06000	0.05585	93	80-120	mg/kg	
Chloromethane	0.06000	0.06147	102	80-120	mg/kg	
Cyclohexane	0.06000	0.05950	99	80-120	mg/kg	
1,2-Dibromo-3-chloropropane	0.06000	0.05490	92	80-120	mg/kg	
Dibromochloromethane	0.06000	0.06163	103	80-120	mg/kg	
1,2-Dibromoethane	0.06000	0.05752	96	80-120	mg/kg	
1,2-Dichlorobenzene	0.06000	0.05549	92	80-120	mg/kg	
1,3-Dichlorobenzene	0.06000	0.05606	93	80-120	mg/kg	
1,4-Dichlorobenzene	0.06000	0.05599	93	80-120	mg/kg	
Dichlorodifluoromethane	0.06000	0.05794	97	80-120	mg/kg	
1,1-Dichloroethane	0.06000	0.06228	104	80-120	mg/kg	
1,2-Dichloroethane	0.06000	0.05467	91	80-120	mg/kg	
1,1-Dichloroethene	0.06000	0.06025	100	80-120	mg/kg	
1,2-Dichloropropane	0.06000	0.06029	100	80-120	mg/kg	
cis-1,2-Dichloroethene	0.06000	0.05949	99	80-120	mg/kg	
cis-1,3-Dichloropropene	0.06000	0.05899	98	80-120	mg/kg	
trans-1,2-Dichloroethene	0.06000	0.06032	101	80-120	mg/kg	
trans-1,3-Dichloropropene	0.06000	0.05756	96	80-120	mg/kg	
Ethylbenzene	0.06000	0.05907	98	80-120	mg/kg	
2-Hexanone (MBK)	0.06000	0.05486	91	80-120	mg/kg	
Isopropylbenzene	0.06000	0.06010	100	80-120	mg/kg	
Methyl Acetate	0.06000	0.05361	89	80-120	mg/kg	
Methylcyclohexane	0.06000	0.05831	97	80-120	mg/kg	
Methylene chloride	0.06000	0.05765	96	80-120	mg/kg	
4-Methyl-2-Pentanone (MIBK)	0.06000	0.05656	94	80-120	mg/kg	
Methyl-t-Butyl Ether	0.06000	0.09533	159	80-120	mg/kg	X
Naphthalene	0.06000	0.05143	86	80-120	mg/kg	
Styrene	0.06000	0.05910	99	80-120	mg/kg	
1,1,2,2-Tetrachloroethane	0.06000	0.05496	92	80-120	mg/kg	
Tetrachloroethene	0.06000	0.05697	95	80-120	mg/kg	
Toluene	0.06000	0.05800	97	80-120	mg/kg	
1,2,3-Trichlorobenzene	0.06000	0.04960	83	80-120	mg/kg	
1,2,4-Trichlorobenzene	0.06000	0.05131	86	80-120	mg/kg	
1,1,1-Trichloroethane	0.06000	0.06820	114	80-120	mg/kg	
1,1,2-Trichloroethane	0.06000	0.05636	94	80-120	mg/kg	
Trichloroethene	0.06000	0.05829	97	80-120	mg/kg	
Trichlorofluoromethane	0.06000	0.05934	99	80-120	mg/kg	
1,1,2-Trichlorotrifluoroethane	0.06000	0.05875	98	80-120	mg/kg	
Vinyl chloride	0.06000	0.06643	111	80-120	mg/kg	
m&p-Xylene	0.1200	0.1193	99	80-120	mg/kg	

PHASE SEPARATION SCIENCE

6630 Baltimore National Pike
Baltimore, MD 21228
410-747-8770
800-932-9047
www.phaseonline.com

QC Summary

Project Name Chestertown
PSS Project No.: 22081223

Analytical Method: SW-846 8260 D

Seq Number: 196498 Matrix: Solid

CCV Sample Id: CCV, VOC-1 Analyzed Date: 08/20/22 07:50

Parameter	Spike Amount	CCV Result	CCV %Rec	Limits	Units	Flag
o-Xylene	0.06000	0.05897	98	80-120	mg/kg	

Surrogate	CCV Result	Limits	Units	Flag
4-Bromofluorobenzene	101	80-120	%	
Dibromofluoromethane	100	80-120	%	
Toluene-D8	98	80-120	%	

PHASE SEPARATION SCIENCE

6630 Baltimore National Pike
Baltimore, MD 21228
410-747-8770
800-932-9047
www.phaseonline.com

QC Summary

Project Name Chestertown
PSS Project No.: 22081223

Analytical Method: SW-846 8260 D

Seq Number: 196533 Matrix: Solid

CCV Sample Id: CCV, VOC-1 Analyzed Date: 08/22/22 07:52

Parameter	Spike Amount	CCV Result	CCV %Rec	Limits	Units	Flag
Acetone	0.06000	0.06238	104	80-120	mg/kg	
Benzene	0.06000	0.05739	96	80-120	mg/kg	
Bromochloromethane	0.06000	0.05920	99	80-120	mg/kg	
Bromodichloromethane	0.06000	0.06041	101	80-120	mg/kg	
Bromoform	0.06000	0.06062	101	80-120	mg/kg	
Bromomethane	0.06000	0.05343	89	80-120	mg/kg	
2-Butanone (MEK)	0.06000	0.05920	99	80-120	mg/kg	
Carbon Disulfide	0.06000	0.05853	98	80-120	mg/kg	
Carbon tetrachloride	0.06000	0.05967	99	80-120	mg/kg	
Chlorobenzene	0.06000	0.05759	96	80-120	mg/kg	
Chloroethane	0.06000	0.05575	93	80-120	mg/kg	
Chloroform	0.06000	0.05446	91	80-120	mg/kg	
Chloromethane	0.06000	0.05469	91	80-120	mg/kg	
Cyclohexane	0.06000	0.05825	97	80-120	mg/kg	
1,2-Dibromo-3-chloropropane	0.06000	0.06051	101	80-120	mg/kg	
Dibromochloromethane	0.06000	0.06505	108	80-120	mg/kg	
1,2-Dibromoethane	0.06000	0.06242	104	80-120	mg/kg	
1,2-Dichlorobenzene	0.06000	0.05755	96	80-120	mg/kg	
1,3-Dichlorobenzene	0.06000	0.05822	97	80-120	mg/kg	
1,4-Dichlorobenzene	0.06000	0.05876	98	80-120	mg/kg	
Dichlorodifluoromethane	0.06000	0.05282	88	80-120	mg/kg	
1,1-Dichloroethane	0.06000	0.05836	97	80-120	mg/kg	
1,2-Dichloroethane	0.06000	0.05676	95	80-120	mg/kg	
1,1-Dichloroethene	0.06000	0.05729	95	80-120	mg/kg	
1,2-Dichloropropane	0.06000	0.05886	98	80-120	mg/kg	
cis-1,2-Dichloroethene	0.06000	0.05783	96	80-120	mg/kg	
cis-1,3-Dichloropropene	0.06000	0.05679	95	80-120	mg/kg	
trans-1,2-Dichloroethene	0.06000	0.05733	96	80-120	mg/kg	
trans-1,3-Dichloropropene	0.06000	0.05500	92	80-120	mg/kg	
Ethylbenzene	0.06000	0.05897	98	80-120	mg/kg	
2-Hexanone (MBK)	0.06000	0.06160	103	80-120	mg/kg	
Isopropylbenzene	0.06000	0.05889	98	80-120	mg/kg	
Methyl Acetate	0.06000	0.05855	98	80-120	mg/kg	
Methylcyclohexane	0.06000	0.05721	95	80-120	mg/kg	
Methylene chloride	0.06000	0.05663	94	80-120	mg/kg	
4-Methyl-2-Pentanone (MIBK)	0.06000	0.05969	99	80-120	mg/kg	
Methyl-t-Butyl Ether	0.06000	0.07008	117	80-120	mg/kg	
Naphthalene	0.06000	0.06036	101	80-120	mg/kg	
Styrene	0.06000	0.05954	99	80-120	mg/kg	
1,1,2,2-Tetrachloroethane	0.06000	0.06084	101	80-120	mg/kg	
Tetrachloroethene	0.06000	0.05764	96	80-120	mg/kg	
Toluene	0.06000	0.05517	92	80-120	mg/kg	
1,2,3-Trichlorobenzene	0.06000	0.06000	100	80-120	mg/kg	
1,2,4-Trichlorobenzene	0.06000	0.05957	99	80-120	mg/kg	
1,1,1-Trichloroethane	0.06000	0.06158	103	80-120	mg/kg	
1,1,2-Trichloroethane	0.06000	0.05817	97	80-120	mg/kg	
Trichloroethene	0.06000	0.05691	95	80-120	mg/kg	
Trichlorofluoromethane	0.06000	0.05637	94	80-120	mg/kg	
1,1,2-Trichlorotrifluoroethane	0.06000	0.05730	96	80-120	mg/kg	
Vinyl chloride	0.06000	0.05939	99	80-120	mg/kg	
m&p-Xylene	0.1200	0.1174	98	80-120	mg/kg	

PHASE SEPARATION SCIENCE

6630 Baltimore National Pike
Baltimore, MD 21228
410-747-8770
800-932-9047
www.phaseonline.com

QC Summary

Project Name Chestertown
PSS Project No.: 22081223

Analytical Method: SW-846 8260 D

Seq Number: 196533 Matrix: Solid

CCV Sample Id: CCV, VOC-1 Analyzed Date: 08/22/22 07:52

Parameter	Spike Amount	CCV Result	CCV %Rec	Limits	Units	Flag
o-Xylene	0.06000	0.05894	98	80-120	mg/kg	

Surrogate	CCV Result	Limits	Units	Flag
4-Bromofluorobenzene	99	80-120	%	
Dibromofluoromethane	101	80-120	%	
Toluene-D8	98	80-120	%	

PHASE SEPARATION SCIENCE

6630 Baltimore National Pike
Baltimore, MD 21228
410-747-8770
800-932-9047
www.phaseonline.com

QC Summary

Project Name Chestertown
PSS Project No.: 22081223

Analytical Method: SW-846 8260 D

Seq Number: 196477 Matrix: Solid
Parent Sample Id: ICV-01 ICV Sample Id: ICV-01 Analyzed Date: 08/18/22 23:26

Parameter	Spike Amount	ICV Result	ICV %Rec	Limits	Units	Flag
Acetone	0.06000	0.06228	104	70-130	mg/kg	
Benzene	0.06000	0.06039	101	70-130	mg/kg	
Bromochloromethane	0.06000	0.06285	105	70-130	mg/kg	
Bromodichloromethane	0.06000	0.06561	109	70-130	mg/kg	
Bromoform	0.06000	0.06171	103	70-130	mg/kg	
Bromomethane	0.06000	0.05507	92	70-130	mg/kg	
2-Butanone (MEK)	0.06000	0.06432	107	70-130	mg/kg	
Carbon Disulfide	0.06000	0.06257	104	70-130	mg/kg	
Carbon tetrachloride	0.06000	0.06243	104	70-130	mg/kg	
Chlorobenzene	0.06000	0.05992	100	70-130	mg/kg	
Chloroethane	0.06000	0.05917	99	70-130	mg/kg	
Chloroform	0.06000	0.05800	97	70-130	mg/kg	
Chloromethane	0.06000	0.05933	99	70-130	mg/kg	
Cyclohexane	0.06000	0.06164	103	70-130	mg/kg	
1,2-Dibromo-3-chloropropane	0.06000	0.06251	104	70-130	mg/kg	
Dibromochloromethane	0.06000	0.06649	111	70-130	mg/kg	
1,2-Dibromoethane	0.06000	0.06383	106	70-130	mg/kg	
1,2-Dichlorobenzene	0.06000	0.05960	99	70-130	mg/kg	
1,3-Dichlorobenzene	0.06000	0.06047	101	70-130	mg/kg	
1,4-Dichlorobenzene	0.06000	0.05967	99	70-130	mg/kg	
Dichlorodifluoromethane	0.06000	0.06029	100	70-130	mg/kg	
1,1-Dichloroethane	0.06000	0.06169	103	70-130	mg/kg	
1,2-Dichloroethane	0.06000	0.06057	101	70-130	mg/kg	
1,1-Dichloroethene	0.06000	0.06049	101	70-130	mg/kg	
1,2-Dichloropropane	0.06000	0.06312	105	70-130	mg/kg	
cis-1,2-Dichloroethene	0.06000	0.06176	103	70-130	mg/kg	
cis-1,3-Dichloropropene	0.06000	0.05890	98	70-130	mg/kg	
trans-1,2-Dichloroethene	0.06000	0.06034	101	70-130	mg/kg	
trans-1,3-Dichloropropene	0.06000	0.05864	98	70-130	mg/kg	
Ethylbenzene	0.06000	0.05962	99	70-130	mg/kg	
2-Hexanone (MBK)	0.06000	0.06481	108	70-130	mg/kg	
Isopropylbenzene	0.06000	0.06184	103	70-130	mg/kg	
Methyl Acetate	0.06000	0.06275	105	70-130	mg/kg	
Methylcyclohexane	0.06000	0.06149	102	70-130	mg/kg	
Methylene chloride	0.06000	0.06057	101	70-130	mg/kg	
4-Methyl-2-Pentanone (MIBK)	0.06000	0.06582	110	70-130	mg/kg	
Methyl-t-Butyl Ether	0.06000	0.06514	109	70-130	mg/kg	
Naphthalene	0.06000	0.06870	115	70-130	mg/kg	
Styrene	0.06000	0.06076	101	70-130	mg/kg	
1,1,2,2-Tetrachloroethane	0.06000	0.06391	107	70-130	mg/kg	
Tetrachloroethene	0.06000	0.05962	99	70-130	mg/kg	
Toluene	0.06000	0.06067	101	70-130	mg/kg	
1,2,3-Trichlorobenzene	0.06000	0.06540	109	70-130	mg/kg	
1,2,4-Trichlorobenzene	0.06000	0.06486	108	70-130	mg/kg	
1,1,1-Trichloroethane	0.06000	0.06392	107	70-130	mg/kg	
1,1,2-Trichloroethane	0.06000	0.06221	104	70-130	mg/kg	
Trichloroethene	0.06000	0.06042	101	70-130	mg/kg	
Trichlorofluoromethane	0.06000	0.05965	99	70-130	mg/kg	
1,1,2-Trichlorotrifluoroethane	0.06000	0.06044	101	70-130	mg/kg	
Vinyl chloride	0.06000	0.06192	103	70-130	mg/kg	
m&p-Xylene	0.1200	0.1206	101	70-130	mg/kg	

PHASE SEPARATION SCIENCE

6630 Baltimore National Pike
Baltimore, MD 21228
410-747-8770
800-932-9047
www.phaseonline.com

QC Summary

Project Name Chestertown
PSS Project No.: 22081223

Analytical Method: SW-846 8260 D

Seq Number: 196477 Matrix: Solid
Parent Sample Id: ICV-01 ICV Sample Id: ICV-01 Analyzed Date: 08/18/22 23:26

Parameter	Spike Amount	ICV Result	ICV %Rec	Limits	Units	Flag
o-Xylene	0.06000	0.06013	100	70-130	mg/kg	

Surrogate	ICV Result	Limits	Units	Flag
4-Bromofluorobenzene	100	70-130	%	
Dibromofluoromethane	104	70-130	%	
Toluene-D8	102	70-130	%	

X = Recovery outside of QC Criteria

PHASE SEPARATION SCIENCE

CHAIN OF CUSTODY FORM

All fields must be completed accurately. Shaded sections for lab use only.

www.phaseonline.com ~ info@phaseonline.com

6630 Baltimore National Pike • Suite 103-A • Baltimore, Maryland 21228 • (410) 747-8770 • (800) 932-9047

①

PSS CLIENT: Apex Cos	OFFICE LOCATION:	PSS Work Order #: 22081223	PAGE 1 OF 2
BILL TO (if different):	PHONE #:	Matrix Codes: SW=Surface Water DW=Drinking Water GW=Ground Water WW=Waste Water O=Oil S=Soil SOL=Solid A=Air WI=Wipe	
CONTACT: C Mentzer	EMAIL:		
PROJECT NAME: Chestertown	PROJECT #:		
SITE LOCATION:	P.O. #:		
SAMPLER(S): Matt Fraioli	DW CERT #:		

②

PSS ID	SAMPLE IDENTIFICATION	DATE SAMPLED	TIME SAMPLED	MATRIX Use Codes	# OF CONTAINERS	SAMPLE TYPE: C=COMPOSITE G=GRAB	VOC 8260 + napth 5035	DRO 8015										Preservative Codes
							Preservatives Use Codes		6	6	~~6~~							1 - HCL 2 - H_2SO_4 3 - HNO_3 4 - NaOH 5 - E624KIT 6 - ICE 7 - Sodium Thiosulfate 8 - Ascorbic Acid 9 - TerraCore Kit
1	SB8 39'	08/11	0930	5	8	G	X	X										<6°c
2	SB8 43'	↓	0940	↓	↓	↓	↓	↓										<6°c
3	SB7 40'	↓	1110	↓	↓	↓	↓	↓										<6°c
4	SB7 12'	↓	1120	↓	↓	↓	↓	↓										<6°c
5	SB1 34	↓	1530	↓	7	↓	↓	↓										<6°c
6	SB1 23	↓	1540	↓	↓	↓	↓	↓										<6°c
7	SB2 32'	↓	1340	↓	↓	↓	↓	↓										<6°c
8	SB2 41'	↓	1350	↓	↓	↓	↓	↓										<6°c
9	SB3 31'	08/12	0900	↓	↓	↓	↓	↓										
10	SB3 22'	↓	0910	↓	↓	↓	↓	↓										

③ Analysis/Method Required

④

Relinquished By: (1) [signature]	Date 08/12	Time 1825	Received By: B. Colson
Relinquished By: (2)	Date	Time	Received By:
Relinquished By: (3)	Date	Time	Received By:
Relinquished By: (4)	Date	Time	Received By:

Requested TAT (One TAT per COC)
☒ 5-Day ☐ 3-Day ☐ 2-Day
☐ Next Day ☐ Emergency ☐ Other

STATE RESULTS REPORTED TO:
☐ MD ☐ DE ☐ PA ☐ VA ☐ WV
☐ OTHER

COMPLIANCE?
☐ DW ☐ WW

EDD FORMAT TYPE

Ice Present: Yes
Custody Seal: Abs
Coolers: 3 Temp: 3.1 9.1
Shipping Carrier: Client 9.6

Special Instructions:

This chain of custody is a legal document. The client (PSS Client), by signing, or having client's agent sign, this "Chain of Custody Form", agrees to pay for the above requested services per the latest version of the Service Brochure of PSS-provided quotation including any and all attorney's or other reasonable fees if collection becomes necessary.

PHASE SEPARATION SCIENCE

CHAIN OF CUSTODY FORM

All fields must be completed accurately. Shaded sections for lab use only.

www.phaseonline.com ~ info@phaseonline.com

6630 Baltimore National Pike • Suite 103-A • Baltimore, Maryland 21228 • (410) 747-8770 • (800) 932-9047

①

PSS CLIENT:	OFFICE LOCATION:
BILL TO (if different):	PHONE #:
CONTACT:	EMAIL:
PROJECT NAME:	PROJECT #:
SITE LOCATION:	P.O. #:
SAMPLER(S):	DW CERT #:

PSS Work Order #: 22081223

PAGE 2 OF 2

Matrix Codes: **SW**=Surface Water **DW**=Drinking Water **GW**=Ground Water **WW**=Waste Water **O**=Oil **S**=Soil **SOL**=Solid **A**=Air **WI**=Wipe

②

PSS ID	SAMPLE IDENTIFICATION	DATE SAMPLED	TIME SAMPLED	MATRIX Use Codes	# OF CONTAINERS	SAMPLE TYPE: C=COMPOSITE G=GRAB	VOC 8260 + MTBE 5035	DRO 8015
Preservatives Use Codes							6	6
11	SB4 28'	08/12	1030	S	7	G	X	X
12	SB4 34'	↓	1040	↓	↓	↓	↓	↓
13	SB5 25	↓	1330	↓	↓	↓	↓	↓
14	SB5 37	↓	1320	↓	↓	↓	↓	↓
15	SB6 39	↓	1540	↓	↓	↓	↓	↓
16	SB6 44	↓	1550	↓	↓	↓	↓	↓

Preservative Codes
1 - HCL
2 - H_2SO_4
3 - HNO_3
4 - NaOH
5 - E624KIT
6 - ICE
7 - Sodium Thiosulfate
8 - Ascorbic Acid
9 - TerraCore Kit

⑤

Relinquished By:	Date	Time	Received By:
(1)	08/12	1824	B. Colson
(2)			
(3)			
(4)			

④

Requested TAT (One TAT per COC)
☑ 5-Day ☐ 3-Day ☐ 2-Day
☐ Next Day ☐ Emergency ☐ Other

STATE RESULTS REPORTED TO:
☐ MD ☐ DE ☐ PA ☐ VA ☐ WV
☐ OTHER

COMPLIANCE?
☐ DW ☐ WW

EDD FORMAT TYPE

Special Instructions:

Ice Present: YES
Custody Seal: Abs
Coolers: 3 Temp: 3.1 4.1
Shipping Carrier: Client 4.6

This chain of custody is a legal document. The client (PSS Client), by signing, or having client's agent sign, this "Chain of Custody Form", agrees to pay for the above requested services per the latest version of the Service Brochure of PSS-provided quotation including any and all attorney's or other reasonable fees if collection becomes necessary.

PHASE SEPARATION SCIENCE

6630 Baltimore National Pike
Baltimore, MD 21228
410-747-8770
800-932-9047
www.phaseonline.com

Sample Receipt Checklist

Project Name: Chestertown
PSS Project No.: 22081223

Client Name	Apex Companies, LLC	**Received By**	Betsy Colson
Disposal Date	09/16/2022	**Date Received**	08/12/2022 06:25:00 PM
		Delivered By	Client
		Tracking No	Not Applicable
		Logged In By	Jillian Chapman

Shipping Container(s)

No. of Coolers 3

		Ice	Present
Custody Seal(s) Intact?	N/A	Temp (deg C)	9.6
Seal(s) Signed / Dated?	N/A	Temp Blank Present	No

Documentation

		Sampler Name	Matt Fraioli
COC agrees with sample labels?	No	MD DW Cert. No.	N/A
Chain of Custody	Yes		

Sample Container

		Custody Seal(s) Intact?	Not Applicable
Appropriate for Specified Analysis?	Yes	Seal(s) Signed / Dated	Not Applicable
Intact?	Yes		
Labeled and Labels Legible?	Yes		

Holding Time

		Total No. of Samples Received	16
All Samples Received Within Holding Time(s)?	Yes	Total No. of Containers Received	116

Preservation

Total Metals	(pH<2)	N/A
Dissolved Metals, filtered within 15 minutes of collection	(pH<2)	N/A
Orthophosphorus, filtered within 15 minutes of collection		N/A
Cyanides	(pH>12)	N/A
Sulfide	(pH>9)	N/A
TOC, DOC (field filtered), COD, Phenols	(pH<2)	N/A
TOX, TKN, NH3, Total Phos	(pH<2)	N/A
VOC, BTEX (VOA Vials Rcvd Preserved)	(pH<2)	N/A
Do VOA vials have zero headspace?		N/A
624 VOC (Rcvd at least one unpreserved VOA vial)		N/A
524 VOC (Rcvd with trip blanks)	(pH<2)	N/A

PHASE SEPARATION SCIENCE

6630 Baltimore National Pike
Baltimore, MD 21228
410-747-8770
800-932-9047
www.phaseonline.com

Sample Receipt Checklist

Project Name: Chestertown
PSS Project No.: 22081223

Client Name	Apex Companies, LLC	**Received By**	Betsy Colson
Disposal Date	09/16/2022	**Date Received**	08/12/2022 06:25:00 PM
		Delivered By	Client
		Tracking No	Not Applicable
		Logged In By	Jillian Chapman

Comments: (Any "No" response must be detailed in the comments section below.)

For any improper preservation conditions, list sample ID, preservative added (reagent ID number) below as well as documentation of any client notification as well as client instructions. Samples for pH, chlorine and dissolved oxygen should be analyzed as soon as possible, preferably in the field at the time of sampling. Samples which require thermal preservation shall be considered acceptable when received at a temperature above freezing to 6°C. Samples that are hand delivered on the day that they are collected may not meet these criteria but shall be considered acceptable if there is evidence that the chilling process has begun such as arrival on ice.

Terra core vials for sample 013 lableled as "SB5 30"; 4oz jar for sample 013 labeled as "SB5 5 25".
Logged in according to COC.
Received 2oz plastic container for sample 002 empty; 4oz jar used for solids content.

Samples Inspected/Checklist Completed By: Jillian Chapman Date: 08/15/2022

PM Review and Approval: Amber Confer Date: 08/15/2022

ATTACHMENT 7

Laboratory Certificates of Analysis & Chain of Custody Record
for Groundwater Samples

PHASE
SEPARATION
SCIENCE

6630 Baltimore National Pike
Baltimore, MD 21228
410-747-8770
800-932-9047
www.phaseonline.com

Certificate of Analysis

Project Name: Chestertown LSI
PSS Project No.: 22081811

August 25, 2022

Calvin Mentzer
Apex Companies, LLC
15850 Crabbs Branch Way, Ste 200
Rockville, MD 20855

Reference: PSS Project No: **22081811**
Project Name: Chestertown LSI
Project Location: Chestertown, MD
Project ID.: TOW029-0309016-22008272

Dear Calvin Mentzer:

This report includes the analytical results from the analyses performed on the samples received under the project name referenced above and identified with the Phase Separation Science (PSS) Project number(s) **22081811**.

All work reported herein has been performed in accordance with current NELAP standards, referenced methodologies, PSS Standard Operating Procedures and the PSS Quality Assurance Manual unless otherwise noted in the Case Narrative Summary. PSS is limited in liability to the actual cost of the sample analysis done.

PSS reserves the right to return any unused samples, extracts or related solutions. Otherwise, the samples are scheduled for disposal, without any further notice, on September 22, 2022, with the exception of air canisters which are cleaned immediately following analysis. This includes any samples that were received with a request to be held but lacked a specific hold period. It is your responsibility to provide a written request defining a specific disposal date if additional storage is required. Upon receipt, the request will be acknowledged by PSS, thus extending the storage period.

This report shall not be reproduced except in full, without the written approval of an authorized PSS representative. A copy of this report will be retained by PSS for at least 5 years, after which time it will be disposed of without further notice, unless prior arrangements have been made.

We thank you for selecting Phase Separation Science, Inc. to serve your analytical needs. If you have any questions concerning this report, do not hesitate to contact us at 410-747-8770 or info@phaseonline.com.

Sincerely,

Dan Prucnal
Laboratory Manager

PHASE SEPARATION SCIENCE

6630 Baltimore National Pike
Baltimore, MD 21228
410-747-8770
800-932-9047
www.phaseonline.com

Explanation of Qualifiers

Project Name: Chestertown LSI
PSS Project No.: 22081811

Project ID: TOW029-0309016-22008

The following samples were received under chain of custody by Phase Separation Science (PSS) on 08/18/2022 at 11:20 am

PSS Sample ID	Sample ID	Matrix	Date/Time Collected
22081811-001	TW-1	GROUND WATER	08/16/22 08:50
22081811-002	TW-2	GROUND WATER	08/16/22 09:30
22081811-003	TW-3	GROUND WATER	08/16/22 09:50
22081811-004	TW-7	GROUND WATER	08/16/22 10:20
22081811-005	TW-4	GROUND WATER	08/17/22 09:00
22081811-006	TW-5	GROUND WATER	08/17/22 10:00
22081811-007	TW-6	GROUND WATER	08/17/22 10:30
22081811-008	TW-8	GROUND WATER	08/17/22 09:30

Please reference the Chain of Custody and Sample Receipt Checklist for specific container counts and preservatives. Any sample conditions not in compliance with sample acceptance criteria are described in Case Narrative Summary.

Notes:

1. The presence of a common laboratory contaminant such as methylene chloride may be considered a possible laboratory artifact. Where observed, appropriate consideration of data should be taken.
2. Unless otherwise noted in the case narrative, results are reported on a dry weight basis with the exception of pH, flashpoint, moisture, and paint filter test.
3. Drinking water samples collected for the purpose of compliance with SDWA may not be suitable for their intended use unless collected by a certified sampler [COMAR 26.08.05.07.C.2].
4. The analyses of 1,2-dibromo-3-chloropropane (DBCP) and 1,2-dibromoethane (EDB) by EPA 524.2 and calcium, magnesium, sodium and iron by EPA 200.8 are not currently promulgated for use in testing to meet the Safe Drinking Water Act and as such cannot be used for compliance purposes. The listings of the current promulgated methods for testing in compliance with the Safe Drinking Water Act can be found in the 40 CFR part 141.1, for the primary drinking water contaminates, and part 141.3, for the secondary drinking water contaminates.
5. Sample prepared under EPA 3550C with concentrations greater than 20 mg/Kg should employ the microtip extraction procedure if required to meet data quality objectives.
6. The analysis of acrolein by EPA 624 must be analyzed within three days of sampling unless pH is adjusted to 4-5 units [40 CFR part 136.3(e)].
7. Method 180.1, The Determination of Turbidity by Nephelometry, recommends samples over 40 NTU be diluted until the turbidity falls below 40 units. Routine samples over 40 NTU may not be diluted as long as the data quality objectives are not affected.
8. Alkalinity results analyzed by EPA 310.2 that are reported by dilution are estimated and are not in compliance with method requirements.

Standard Flags/Abbreviations:

B	A target analyte or common laboratory contaminant was identified in the method blank. Its presence indicates possible field or laboratory contamination.
C	Results Pending Final Confirmation.
E	The data exceeds the upper calibration limit; therefore, the concentration is reported as estimated.
Fail	The result exceeds the regulatory level for Toxicity Characteristic (TCLP) as cited in 40 CFR 261.24 Table 1.
J	The target analyte was positively identified below the reporting limit but greater than the MDL.
MDL	This is the Laboratory Method Detection Limit which is equivalent to the Limit of Detection (LOD). The LOD is the minimum result, which can be reliably discriminated from a blank with a predetermined confidence level. This value will remain constant across multiple similar instrumentation and among different analysts. An LOD is analyte and matrix specific. instrumentation and among different analysts. An LOD is analyte and matrix specific.
ND	Not Detected at or above the reporting limit.
RL	PSS Reporting Limit.
U	Not detected.

Certifications:

NELAP Certifications: PA 68-03330, VA 460156
State Certifications: MD 179, WV 303
Regulated Soil Permit: P330-12-00268
NSWC USCG Accepted Laboratory
LDBE MWAA LD1997-0041-2015

PHASE
SEPARATION
SCIENCE

6630 Baltimore National Pike
Baltimore, MD 21228
410-747-8770
800-932-9047
www.phaseonline.com

Explanation of Qualifiers

Project Name: Chestertown LSI
PSS Project No.: 22081811

PHASE SEPARATION SCIENCE

6630 Baltimore National Pike
Baltimore, MD 21228
410-747-8770
800-932-9047
www.phaseonline.com

Certificate of Analysis

Project Name: Chestertown LSI
PSS Project No.: 22081811

Sample ID: TW-1 **Date/Time Sampled: 08/16/2022 08:50** **PSS Sample ID: 22081811-001**
Matrix: GROUND WATER **Date/Time Received: 08/18/2022 11:20**

Total Petroleum Hydrocarbons - DRO — Analytical Method: SW-846 8015C DRO — Preparation Method: SW3510C

	Result	Units	RL	Flag	Dil	Prepared	Analyzed	Analyst
TPH-DRO (Diesel Range Organics)	ND	mg/L	0.10		1	08/22/22	08/22/22 11:56	1069
Surrogate(s)	***Recovery***		***Limits***					
o-Terphenyl	*84*	*%*	*52-100*		*1*	*08/22/22*	*08/22/22 11:56*	*1069*

Total Petroleum Hydrocarbons-GRO — Analytical Method: SW-846 8015C GRO — Preparation Method: SW5030B

	Result	Units	RL	Flag	Dil	Prepared	Analyzed	Analyst
TPH-GRO (Gasoline Range Organics)	ND	ug/L	100		1	08/22/22	08/22/22 13:21	1045
Surrogate(s)	***Recovery***		***Limits***					
a,a,a-Trifluorotoluene	*88*	*%*	*79-114*		*1*	*08/22/22*	*08/22/22 13:21*	*1045*

TCL Volatile Organic Compounds — Analytical Method: SW-846 8260 D — Preparation Method: SW5030B

Qualifier(s): See Batch 196552 on Case Narrative.

	Result	Units	RL	Flag	Dil	Prepared	Analyzed	Analyst
Acetone	ND	ug/L	5.0		1	08/22/22	08/23/22 00:49	1011
Benzene	ND	ug/L	1.0		1	08/22/22	08/23/22 00:49	1011
Bromochloromethane	ND	ug/L	1.0		1	08/22/22	08/23/22 00:49	1011
Bromodichloromethane	ND	ug/L	1.0		1	08/22/22	08/23/22 00:49	1011
Bromoform	ND	ug/L	1.0		1	08/22/22	08/23/22 00:49	1011
Bromomethane	ND	ug/L	1.0		1	08/22/22	08/23/22 00:49	1011
2-Butanone (MEK)	ND	ug/L	5.0		1	08/22/22	08/23/22 00:49	1011
Carbon Disulfide	ND	ug/L	1.0		1	08/22/22	08/23/22 00:49	1011
Carbon tetrachloride	ND	ug/L	1.0		1	08/22/22	08/23/22 00:49	1011
Chlorobenzene	ND	ug/L	1.0		1	08/22/22	08/23/22 00:49	1011
Chloroethane	ND	ug/L	1.0		1	08/22/22	08/23/22 00:49	1011
Chloroform	ND	ug/L	1.0		1	08/22/22	08/23/22 00:49	1011
Chloromethane	ND	ug/L	1.0		1	08/22/22	08/23/22 00:49	1011
Cyclohexane	ND	ug/L	1.0		1	08/22/22	08/23/22 00:49	1011
1,2-Dibromo-3-chloropropane	ND	ug/L	1.0		1	08/22/22	08/23/22 00:49	1011
Dibromochloromethane	ND	ug/L	1.0		1	08/22/22	08/23/22 00:49	1011
1,2-Dibromoethane	ND	ug/L	1.0		1	08/22/22	08/23/22 00:49	1011
1,2-Dichlorobenzene	ND	ug/L	1.0		1	08/22/22	08/23/22 00:49	1011

PHASE SEPARATION SCIENCE

6630 Baltimore National Pike
Baltimore, MD 21228
410-747-8770
800-932-9047
www.phaseonline.com

Certificate of Analysis

Project Name: Chestertown LSI
PSS Project No.: 22081811

Sample ID: TW-1 **Date/Time Sampled: 08/16/2022 08:50** **PSS Sample ID: 22081811-001**
Matrix: GROUND WATER **Date/Time Received: 08/18/2022 11:20**

TCL Volatile Organic Compounds Analytical Method: SW-846 8260 D Preparation Method: SW5030B

Qualifier(s): See Batch 196552 on Case Narrative.

	Result	Units	RL	Flag	Dil	Prepared	Analyzed	Analyst
1,3-Dichlorobenzene	ND	ug/L	1.0		1	08/22/22	08/23/22 00:49	1011
Dichlorodifluoromethane	ND	ug/L	1.0		1	08/22/22	08/23/22 00:49	1011
1,4-Dichlorobenzene	ND	ug/L	1.0		1	08/22/22	08/23/22 00:49	1011
1,1-Dichloroethane	ND	ug/L	1.0		1	08/22/22	08/23/22 00:49	1011
1,2-Dichloroethane	ND	ug/L	1.0		1	08/22/22	08/23/22 00:49	1011
cis-1,2-Dichloroethene	ND	ug/L	1.0		1	08/22/22	08/23/22 00:49	1011
1,1-Dichloroethene	ND	ug/L	1.0		1	08/22/22	08/23/22 00:49	1011
1,2-Dichloropropane	ND	ug/L	1.0		1	08/22/22	08/23/22 00:49	1011
cis-1,3-Dichloropropene	ND	ug/L	1.0		1	08/22/22	08/23/22 00:49	1011
trans-1,3-Dichloropropene	ND	ug/L	1.0		1	08/22/22	08/23/22 00:49	1011
trans-1,2-Dichloroethene	ND	ug/L	1.0		1	08/22/22	08/23/22 00:49	1011
Ethylbenzene	ND	ug/L	1.0		1	08/22/22	08/23/22 00:49	1011
2-Hexanone (MBK)	ND	ug/L	5.0		1	08/22/22	08/23/22 00:49	1011
Isopropylbenzene	ND	ug/L	1.0		1	08/22/22	08/23/22 00:49	1011
Methyl Acetate	ND	ug/L	1.0		1	08/22/22	08/23/22 00:49	1011
Methylcyclohexane	ND	ug/L	1.0		1	08/22/22	08/23/22 00:49	1011
Methylene chloride	ND	ug/L	1.0		1	08/22/22	08/23/22 00:49	1011
4-Methyl-2-Pentanone (MIBK)	ND	ug/L	5.0		1	08/22/22	08/23/22 00:49	1011
Methyl-t-Butyl Ether	ND	ug/L	1.0		1	08/22/22	08/23/22 00:49	1011
Naphthalene	ND	ug/L	1.0		1	08/22/22	08/23/22 00:49	1011
Styrene	ND	ug/L	1.0		1	08/22/22	08/23/22 00:49	1011
1,1,2,2-Tetrachloroethane	ND	ug/L	1.0		1	08/22/22	08/23/22 00:49	1011
Tetrachloroethene	ND	ug/L	1.0		1	08/22/22	08/23/22 00:49	1011
Toluene	ND	ug/L	1.0		1	08/22/22	08/23/22 00:49	1011
1,2,3-Trichlorobenzene	ND	ug/L	1.0		1	08/22/22	08/23/22 00:49	1011
1,2,4-Trichlorobenzene	ND	ug/L	1.0		1	08/22/22	08/23/22 00:49	1011
1,1,1-Trichloroethane	ND	ug/L	1.0		1	08/22/22	08/23/22 00:49	1011
Trichloroethene	ND	ug/L	1.0		1	08/22/22	08/23/22 00:49	1011
1,1,2-Trichloroethane	ND	ug/L	1.0		1	08/22/22	08/23/22 00:49	1011
Trichlorofluoromethane	ND	ug/L	1.0		1	08/22/22	08/23/22 00:49	1011
1,1,2-Trichlorotrifluoroethane	ND	ug/L	1.0		1	08/22/22	08/23/22 00:49	1011
Vinyl chloride	ND	ug/L	1.0		1	08/22/22	08/23/22 00:49	1011
m&p-Xylene	ND	ug/L	2.0		1	08/22/22	08/23/22 00:49	1011
o-Xylene	ND	ug/L	1.0		1	08/22/22	08/23/22 00:49	1011

PHASE SEPARATION SCIENCE

6630 Baltimore National Pike
Baltimore, MD 21228
410-747-8770
800-932-9047
www.phaseonline.com

Certificate of Analysis

Project Name: Chestertown LSI
PSS Project No.: 22081811

Sample ID: TW-1 **Date/Time Sampled: 08/16/2022 08:50** **PSS Sample ID: 22081811-001**
Matrix: GROUND WATER **Date/Time Received: 08/18/2022 11:20**

TCL Volatile Organic Compounds Analytical Method: SW-846 8260 D Preparation Method: SW5030B

Qualifier(s): See Batch 196552 on Case Narrative.

Surrogate(s)	*Recovery*		*Limits*				
4-Bromofluorobenzene	*103*	*%*	*88-120*	*1*	*08/22/22*	*08/23/22 00:49*	*1011*
Dibromofluoromethane	*97*	*%*	*92-107*	*1*	*08/22/22*	*08/23/22 00:49*	*1011*
Toluene-D8	*99*	*%*	*95-106*	*1*	*08/22/22*	*08/23/22 00:49*	*1011*

PHASE SEPARATION SCIENCE

6630 Baltimore National Pike
Baltimore, MD 21228
410-747-8770
800-932-9047
www.phaseonline.com

Certificate of Analysis

Project Name: Chestertown LSI
PSS Project No.: 22081811

Sample ID: TW-2 **Date/Time Sampled: 08/16/2022 09:30** **PSS Sample ID: 22081811-002**
Matrix: GROUND WATER **Date/Time Received: 08/18/2022 11:20**

Total Petroleum Hydrocarbons - DRO — Analytical Method: SW-846 8015C DRO — Preparation Method: SW3510C

	Result	Units	RL	Flag	Dil	Prepared	Analyzed	Analyst
TPH-DRO (Diesel Range Organics)	ND	mg/L	0.10		1	08/22/22	08/22/22 12:21	1069
Surrogate(s)	***Recovery***		***Limits***					
o-Terphenyl	*81*	*%*	*52-100*		*1*	*08/22/22*	*08/22/22 12:21*	*1069*

Total Petroleum Hydrocarbons-GRO — Analytical Method: SW-846 8015C GRO — Preparation Method: SW5030B

	Result	Units	RL	Flag	Dil	Prepared	Analyzed	Analyst
TPH-GRO (Gasoline Range Organics)	ND	ug/L	100		1	08/22/22	08/22/22 13:44	1045
Surrogate(s)	***Recovery***		***Limits***					
a,a,a-Trifluorotoluene	*86*	*%*	*79-114*		*1*	*08/22/22*	*08/22/22 13:44*	*1045*

TCL Volatile Organic Compounds — Analytical Method: SW-846 8260 D — Preparation Method: SW5030B

Qualifier(s): See Batch 196552 on Case Narrative.

	Result	Units	RL	Flag	Dil	Prepared	Analyzed	Analyst
Acetone	ND	ug/L	5.0		1	08/22/22	08/23/22 01:11	1011
Benzene	ND	ug/L	1.0		1	08/22/22	08/23/22 01:11	1011
Bromochloromethane	ND	ug/L	1.0		1	08/22/22	08/23/22 01:11	1011
Bromodichloromethane	ND	ug/L	1.0		1	08/22/22	08/23/22 01:11	1011
Bromoform	ND	ug/L	1.0		1	08/22/22	08/23/22 01:11	1011
Bromomethane	ND	ug/L	1.0		1	08/22/22	08/23/22 01:11	1011
2-Butanone (MEK)	ND	ug/L	5.0		1	08/22/22	08/23/22 01:11	1011
Carbon Disulfide	ND	ug/L	1.0		1	08/22/22	08/23/22 01:11	1011
Carbon tetrachloride	ND	ug/L	1.0		1	08/22/22	08/23/22 01:11	1011
Chlorobenzene	ND	ug/L	1.0		1	08/22/22	08/23/22 01:11	1011
Chloroethane	ND	ug/L	1.0		1	08/22/22	08/23/22 01:11	1011
Chloroform	ND	ug/L	1.0		1	08/22/22	08/23/22 01:11	1011
Chloromethane	ND	ug/L	1.0		1	08/22/22	08/23/22 01:11	1011
Cyclohexane	ND	ug/L	1.0		1	08/22/22	08/23/22 01:11	1011
1,2-Dibromo-3-chloropropane	ND	ug/L	1.0		1	08/22/22	08/23/22 01:11	1011
Dibromochloromethane	ND	ug/L	1.0		1	08/22/22	08/23/22 01:11	1011
1,2-Dibromoethane	ND	ug/L	1.0		1	08/22/22	08/23/22 01:11	1011
1,2-Dichlorobenzene	ND	ug/L	1.0		1	08/22/22	08/23/22 01:11	1011

PHASE SEPARATION SCIENCE

6630 Baltimore National Pike
Baltimore, MD 21228
410-747-8770
800-932-9047
www.phaseonline.com

Certificate of Analysis

Project Name: Chestertown LSI
PSS Project No.: 22081811

Sample ID: TW-2 **Date/Time Sampled: 08/16/2022 09:30** **PSS Sample ID: 22081811-002**
Matrix: GROUND WATER **Date/Time Received: 08/18/2022 11:20**

TCL Volatile Organic Compounds Analytical Method: SW-846 8260 D Preparation Method: SW5030B

Qualifier(s): See Batch 196552 on Case Narrative.

	Result	Units	RL	Flag	Dil	Prepared	Analyzed	Analyst
1,3-Dichlorobenzene	ND	ug/L	1.0		1	08/22/22	08/23/22 01:11	1011
Dichlorodifluoromethane	ND	ug/L	1.0		1	08/22/22	08/23/22 01:11	1011
1,4-Dichlorobenzene	ND	ug/L	1.0		1	08/22/22	08/23/22 01:11	1011
1,1-Dichloroethane	ND	ug/L	1.0		1	08/22/22	08/23/22 01:11	1011
1,2-Dichloroethane	ND	ug/L	1.0		1	08/22/22	08/23/22 01:11	1011
cis-1,2-Dichloroethene	ND	ug/L	1.0		1	08/22/22	08/23/22 01:11	1011
1,1-Dichloroethene	ND	ug/L	1.0		1	08/22/22	08/23/22 01:11	1011
1,2-Dichloropropane	ND	ug/L	1.0		1	08/22/22	08/23/22 01:11	1011
cis-1,3-Dichloropropene	ND	ug/L	1.0		1	08/22/22	08/23/22 01:11	1011
trans-1,3-Dichloropropene	ND	ug/L	1.0		1	08/22/22	08/23/22 01:11	1011
trans-1,2-Dichloroethene	ND	ug/L	1.0		1	08/22/22	08/23/22 01:11	1011
Ethylbenzene	ND	ug/L	1.0		1	08/22/22	08/23/22 01:11	1011
2-Hexanone (MBK)	ND	ug/L	5.0		1	08/22/22	08/23/22 01:11	1011
Isopropylbenzene	ND	ug/L	1.0		1	08/22/22	08/23/22 01:11	1011
Methyl Acetate	ND	ug/L	1.0		1	08/22/22	08/23/22 01:11	1011
Methylcyclohexane	ND	ug/L	1.0		1	08/22/22	08/23/22 01:11	1011
Methylene chloride	ND	ug/L	1.0		1	08/22/22	08/23/22 01:11	1011
4-Methyl-2-Pentanone (MIBK)	ND	ug/L	5.0		1	08/22/22	08/23/22 01:11	1011
Methyl-t-Butyl Ether	ND	ug/L	1.0		1	08/22/22	08/23/22 01:11	1011
Naphthalene	ND	ug/L	1.0		1	08/22/22	08/23/22 01:11	1011
Styrene	ND	ug/L	1.0		1	08/22/22	08/23/22 01:11	1011
1,1,2,2-Tetrachloroethane	ND	ug/L	1.0		1	08/22/22	08/23/22 01:11	1011
Tetrachloroethene	ND	ug/L	1.0		1	08/22/22	08/23/22 01:11	1011
Toluene	ND	ug/L	1.0		1	08/22/22	08/23/22 01:11	1011
1,2,3-Trichlorobenzene	ND	ug/L	1.0		1	08/22/22	08/23/22 01:11	1011
1,2,4-Trichlorobenzene	ND	ug/L	1.0		1	08/22/22	08/23/22 01:11	1011
1,1,1-Trichloroethane	ND	ug/L	1.0		1	08/22/22	08/23/22 01:11	1011
Trichloroethene	ND	ug/L	1.0		1	08/22/22	08/23/22 01:11	1011
1,1,2-Trichloroethane	ND	ug/L	1.0		1	08/22/22	08/23/22 01:11	1011
Trichlorofluoromethane	ND	ug/L	1.0		1	08/22/22	08/23/22 01:11	1011
1,1,2-Trichlorotrifluoroethane	ND	ug/L	1.0		1	08/22/22	08/23/22 01:11	1011
Vinyl chloride	ND	ug/L	1.0		1	08/22/22	08/23/22 01:11	1011
m&p-Xylene	ND	ug/L	2.0		1	08/22/22	08/23/22 01:11	1011
o-Xylene	ND	ug/L	1.0		1	08/22/22	08/23/22 01:11	1011

PHASE SEPARATION SCIENCE

6630 Baltimore National Pike
Baltimore, MD 21228
410-747-8770
800-932-9047
www.phaseonline.com

Certificate of Analysis

Project Name: Chestertown LSI
PSS Project No.: 22081811

Sample ID: TW-2 **Date/Time Sampled: 08/16/2022 09:30** **PSS Sample ID: 22081811-002**
Matrix: GROUND WATER **Date/Time Received: 08/18/2022 11:20**

TCL Volatile Organic Compounds Analytical Method: SW-846 8260 D Preparation Method: SW5030B

Qualifier(s): See Batch 196552 on Case Narrative.

Surrogate(s)	*Recovery*		*Limits*				
4-Bromofluorobenzene	*102*	*%*	*88-120*	*1*	*08/22/22*	*08/23/22 01:11*	*1011*
Dibromofluoromethane	*98*	*%*	*92-107*	*1*	*08/22/22*	*08/23/22 01:11*	*1011*
Toluene-D8	*99*	*%*	*95-106*	*1*	*08/22/22*	*08/23/22 01:11*	*1011*

PHASE SEPARATION SCIENCE

6630 Baltimore National Pike
Baltimore, MD 21228
410-747-8770
800-932-9047
www.phaseonline.com

Certificate of Analysis

Project Name: Chestertown LSI
PSS Project No.: 22081811

Sample ID: TW-3 **Date/Time Sampled: 08/16/2022 09:50** **PSS Sample ID: 22081811-003**
Matrix: GROUND WATER **Date/Time Received: 08/18/2022 11:20**

Total Petroleum Hydrocarbons - DRO — Analytical Method: SW-846 8015C DRO — Preparation Method: SW3510C

	Result	Units	RL	Flag	Dil	Prepared	Analyzed	Analyst
TPH-DRO (Diesel Range Organics)	ND	mg/L	0.10		1	08/22/22	08/22/22 12:46	1069
Surrogate(s)	***Recovery***		***Limits***					
o-Terphenyl	*92*	*%*	*52-100*		*1*	*08/22/22*	*08/22/22 12:46*	*1069*

Total Petroleum Hydrocarbons-GRO — Analytical Method: SW-846 8015C GRO — Preparation Method: SW5030B

	Result	Units	RL	Flag	Dil	Prepared	Analyzed	Analyst
TPH-GRO (Gasoline Range Organics)	ND	ug/L	100		1	08/22/22	08/22/22 14:07	1045
Surrogate(s)	***Recovery***		***Limits***					
a,a,a-Trifluorotoluene	*86*	*%*	*79-114*		*1*	*08/22/22*	*08/22/22 14:07*	*1045*

TCL Volatile Organic Compounds — Analytical Method: SW-846 8260 D — Preparation Method: SW5030B

Qualifier(s): See Batch 196552 on Case Narrative.

	Result	Units	RL	Flag	Dil	Prepared	Analyzed	Analyst
Acetone	ND	ug/L	5.0		1	08/22/22	08/23/22 01:34	1011
Benzene	ND	ug/L	1.0		1	08/22/22	08/23/22 01:34	1011
Bromochloromethane	ND	ug/L	1.0		1	08/22/22	08/23/22 01:34	1011
Bromodichloromethane	ND	ug/L	1.0		1	08/22/22	08/23/22 01:34	1011
Bromoform	ND	ug/L	1.0		1	08/22/22	08/23/22 01:34	1011
Bromomethane	ND	ug/L	1.0		1	08/22/22	08/23/22 01:34	1011
2-Butanone (MEK)	ND	ug/L	5.0		1	08/22/22	08/23/22 01:34	1011
Carbon Disulfide	ND	ug/L	1.0		1	08/22/22	08/23/22 01:34	1011
Carbon tetrachloride	ND	ug/L	1.0		1	08/22/22	08/23/22 01:34	1011
Chlorobenzene	ND	ug/L	1.0		1	08/22/22	08/23/22 01:34	1011
Chloroethane	ND	ug/L	1.0		1	08/22/22	08/23/22 01:34	1011
Chloroform	ND	ug/L	1.0		1	08/22/22	08/23/22 01:34	1011
Chloromethane	ND	ug/L	1.0		1	08/22/22	08/23/22 01:34	1011
Cyclohexane	ND	ug/L	1.0		1	08/22/22	08/23/22 01:34	1011
1,2-Dibromo-3-chloropropane	ND	ug/L	1.0		1	08/22/22	08/23/22 01:34	1011
Dibromochloromethane	ND	ug/L	1.0		1	08/22/22	08/23/22 01:34	1011
1,2-Dibromoethane	ND	ug/L	1.0		1	08/22/22	08/23/22 01:34	1011
1,2-Dichlorobenzene	ND	ug/L	1.0		1	08/22/22	08/23/22 01:34	1011

PHASE SEPARATION SCIENCE

6630 Baltimore National Pike
Baltimore, MD 21228
410-747-8770
800-932-9047
www.phaseonline.com

Certificate of Analysis

Project Name: Chestertown LSI
PSS Project No.: 22081811

Sample ID: TW-3 **Date/Time Sampled: 08/16/2022 09:50** **PSS Sample ID: 22081811-003**
Matrix: GROUND WATER **Date/Time Received: 08/18/2022 11:20**

TCL Volatile Organic Compounds Analytical Method: SW-846 8260 D Preparation Method: SW5030B

Qualifier(s): See Batch 196552 on Case Narrative.

	Result	Units	RL	Flag	Dil	Prepared	Analyzed	Analyst
1,3-Dichlorobenzene	ND	ug/L	1.0		1	08/22/22	08/23/22 01:34	1011
Dichlorodifluoromethane	ND	ug/L	1.0		1	08/22/22	08/23/22 01:34	1011
1,4-Dichlorobenzene	ND	ug/L	1.0		1	08/22/22	08/23/22 01:34	1011
1,1-Dichloroethane	ND	ug/L	1.0		1	08/22/22	08/23/22 01:34	1011
1,2-Dichloroethane	ND	ug/L	1.0		1	08/22/22	08/23/22 01:34	1011
cis-1,2-Dichloroethene	ND	ug/L	1.0		1	08/22/22	08/23/22 01:34	1011
1,1-Dichloroethene	ND	ug/L	1.0		1	08/22/22	08/23/22 01:34	1011
1,2-Dichloropropane	ND	ug/L	1.0		1	08/22/22	08/23/22 01:34	1011
cis-1,3-Dichloropropene	ND	ug/L	1.0		1	08/22/22	08/23/22 01:34	1011
trans-1,3-Dichloropropene	ND	ug/L	1.0		1	08/22/22	08/23/22 01:34	1011
trans-1,2-Dichloroethene	ND	ug/L	1.0		1	08/22/22	08/23/22 01:34	1011
Ethylbenzene	ND	ug/L	1.0		1	08/22/22	08/23/22 01:34	1011
2-Hexanone (MBK)	ND	ug/L	5.0		1	08/22/22	08/23/22 01:34	1011
Isopropylbenzene	ND	ug/L	1.0		1	08/22/22	08/23/22 01:34	1011
Methyl Acetate	ND	ug/L	1.0		1	08/22/22	08/23/22 01:34	1011
Methylcyclohexane	ND	ug/L	1.0		1	08/22/22	08/23/22 01:34	1011
Methylene chloride	ND	ug/L	1.0		1	08/22/22	08/23/22 01:34	1011
4-Methyl-2-Pentanone (MIBK)	ND	ug/L	5.0		1	08/22/22	08/23/22 01:34	1011
Methyl-t-Butyl Ether	ND	ug/L	1.0		1	08/22/22	08/23/22 01:34	1011
Naphthalene	ND	ug/L	1.0		1	08/22/22	08/23/22 01:34	1011
Styrene	ND	ug/L	1.0		1	08/22/22	08/23/22 01:34	1011
1,1,2,2-Tetrachloroethane	ND	ug/L	1.0		1	08/22/22	08/23/22 01:34	1011
Tetrachloroethene	ND	ug/L	1.0		1	08/22/22	08/23/22 01:34	1011
Toluene	ND	ug/L	1.0		1	08/22/22	08/23/22 01:34	1011
1,2,3-Trichlorobenzene	ND	ug/L	1.0		1	08/22/22	08/23/22 01:34	1011
1,2,4-Trichlorobenzene	ND	ug/L	1.0		1	08/22/22	08/23/22 01:34	1011
1,1,1-Trichloroethane	ND	ug/L	1.0		1	08/22/22	08/23/22 01:34	1011
Trichloroethene	ND	ug/L	1.0		1	08/22/22	08/23/22 01:34	1011
1,1,2-Trichloroethane	ND	ug/L	1.0		1	08/22/22	08/23/22 01:34	1011
Trichlorofluoromethane	ND	ug/L	1.0		1	08/22/22	08/23/22 01:34	1011
1,1,2-Trichlorotrifluoroethane	ND	ug/L	1.0		1	08/22/22	08/23/22 01:34	1011
Vinyl chloride	ND	ug/L	1.0		1	08/22/22	08/23/22 01:34	1011
m&p-Xylene	ND	ug/L	2.0		1	08/22/22	08/23/22 01:34	1011
o-Xylene	ND	ug/L	1.0		1	08/22/22	08/23/22 01:34	1011

PHASE SEPARATION SCIENCE

6630 Baltimore National Pike
Baltimore, MD 21228
410-747-8770
800-932-9047
www.phaseonline.com

Certificate of Analysis

Project Name: Chestertown LSI
PSS Project No.: 22081811

Sample ID: TW-3 **Date/Time Sampled: 08/16/2022 09:50** **PSS Sample ID: 22081811-003**
Matrix: GROUND WATER **Date/Time Received: 08/18/2022 11:20**

TCL Volatile Organic Compounds Analytical Method: SW-846 8260 D Preparation Method: SW5030B

Qualifier(s): See Batch 196552 on Case Narrative.

Surrogate(s)	*Recovery*		*Limits*				
4-Bromofluorobenzene	*101*	*%*	*88-120*	*1*	*08/22/22*	*08/23/22 01:34*	*1011*
Dibromofluoromethane	*98*	*%*	*92-107*	*1*	*08/22/22*	*08/23/22 01:34*	*1011*
Toluene-D8	*99*	*%*	*95-106*	*1*	*08/22/22*	*08/23/22 01:34*	*1011*

PHASE SEPARATION SCIENCE

6630 Baltimore National Pike
Baltimore, MD 21228
410-747-8770
800-932-9047
www.phaseonline.com

Certificate of Analysis

Project Name: Chestertown LSI
PSS Project No.: 22081811

Sample ID: TW-7 **Date/Time Sampled: 08/16/2022 10:20** **PSS Sample ID: 22081811-004**
Matrix: GROUND WATER **Date/Time Received: 08/18/2022 11:20**

Total Petroleum Hydrocarbons - DRO — Analytical Method: SW-846 8015C DRO — Preparation Method: SW3510C

	Result	Units	RL	Flag	Dil	Prepared	Analyzed	Analyst
TPH-DRO (Diesel Range Organics)	ND	mg/L	0.10		1	08/22/22	08/22/22 12:46	1069
Surrogate(s)	***Recovery***		***Limits***					
o-Terphenyl	*80*	*%*	*52-100*		*1*	*08/22/22*	*08/22/22 12:46*	*1069*

Total Petroleum Hydrocarbons-GRO — Analytical Method: SW-846 8015C GRO — Preparation Method: SW5030B

	Result	Units	RL	Flag	Dil	Prepared	Analyzed	Analyst
TPH-GRO (Gasoline Range Organics)	ND	ug/L	100		1	08/22/22	08/22/22 14:30	1045
Surrogate(s)	***Recovery***		***Limits***					
a,a,a-Trifluorotoluene	*86*	*%*	*79-114*		*1*	*08/22/22*	*08/22/22 14:30*	*1045*

TCL Volatile Organic Compounds — Analytical Method: SW-846 8260 D — Preparation Method: SW5030B

Qualifier(s): See Batch 196552 on Case Narrative.

	Result	Units	RL	Flag	Dil	Prepared	Analyzed	Analyst
Acetone	**5.1**	ug/L	5.0		1	08/22/22	08/23/22 01:57	1011
Benzene	ND	ug/L	1.0		1	08/22/22	08/23/22 01:57	1011
Bromochloromethane	ND	ug/L	1.0		1	08/22/22	08/23/22 01:57	1011
Bromodichloromethane	ND	ug/L	1.0		1	08/22/22	08/23/22 01:57	1011
Bromoform	ND	ug/L	1.0		1	08/22/22	08/23/22 01:57	1011
Bromomethane	ND	ug/L	1.0		1	08/22/22	08/23/22 01:57	1011
2-Butanone (MEK)	ND	ug/L	5.0		1	08/22/22	08/23/22 01:57	1011
Carbon Disulfide	ND	ug/L	1.0		1	08/22/22	08/23/22 01:57	1011
Carbon tetrachloride	ND	ug/L	1.0		1	08/22/22	08/23/22 01:57	1011
Chlorobenzene	ND	ug/L	1.0		1	08/22/22	08/23/22 01:57	1011
Chloroethane	ND	ug/L	1.0		1	08/22/22	08/23/22 01:57	1011
Chloroform	ND	ug/L	1.0		1	08/22/22	08/23/22 01:57	1011
Chloromethane	ND	ug/L	1.0		1	08/22/22	08/23/22 01:57	1011
Cyclohexane	ND	ug/L	1.0		1	08/22/22	08/23/22 01:57	1011
1,2-Dibromo-3-chloropropane	ND	ug/L	1.0		1	08/22/22	08/23/22 01:57	1011
Dibromochloromethane	ND	ug/L	1.0		1	08/22/22	08/23/22 01:57	1011
1,2-Dibromoethane	ND	ug/L	1.0		1	08/22/22	08/23/22 01:57	1011
1,2-Dichlorobenzene	ND	ug/L	1.0		1	08/22/22	08/23/22 01:57	1011

PHASE SEPARATION SCIENCE

6630 Baltimore National Pike
Baltimore, MD 21228
410-747-8770
800-932-9047
www.phaseonline.com

Certificate of Analysis

Project Name: Chestertown LSI
PSS Project No.: 22081811

Sample ID: TW-7 **Date/Time Sampled: 08/16/2022 10:20** **PSS Sample ID: 22081811-004**
Matrix: GROUND WATER **Date/Time Received: 08/18/2022 11:20**

TCL Volatile Organic Compounds Analytical Method: SW-846 8260 D Preparation Method: SW5030B

Qualifier(s): See Batch 196552 on Case Narrative.

	Result	Units	RL	Flag	Dil	Prepared	Analyzed	Analyst
1,3-Dichlorobenzene	ND	ug/L	1.0		1	08/22/22	08/23/22 01:57	1011
Dichlorodifluoromethane	ND	ug/L	1.0		1	08/22/22	08/23/22 01:57	1011
1,4-Dichlorobenzene	ND	ug/L	1.0		1	08/22/22	08/23/22 01:57	1011
1,1-Dichloroethane	ND	ug/L	1.0		1	08/22/22	08/23/22 01:57	1011
1,2-Dichloroethane	ND	ug/L	1.0		1	08/22/22	08/23/22 01:57	1011
cis-1,2-Dichloroethene	ND	ug/L	1.0		1	08/22/22	08/23/22 01:57	1011
1,1-Dichloroethene	ND	ug/L	1.0		1	08/22/22	08/23/22 01:57	1011
1,2-Dichloropropane	ND	ug/L	1.0		1	08/22/22	08/23/22 01:57	1011
cis-1,3-Dichloropropene	ND	ug/L	1.0		1	08/22/22	08/23/22 01:57	1011
trans-1,3-Dichloropropene	ND	ug/L	1.0		1	08/22/22	08/23/22 01:57	1011
trans-1,2-Dichloroethene	ND	ug/L	1.0		1	08/22/22	08/23/22 01:57	1011
Ethylbenzene	ND	ug/L	1.0		1	08/22/22	08/23/22 01:57	1011
2-Hexanone (MBK)	ND	ug/L	5.0		1	08/22/22	08/23/22 01:57	1011
Isopropylbenzene	ND	ug/L	1.0		1	08/22/22	08/23/22 01:57	1011
Methyl Acetate	ND	ug/L	1.0		1	08/22/22	08/23/22 01:57	1011
Methylcyclohexane	ND	ug/L	1.0		1	08/22/22	08/23/22 01:57	1011
Methylene chloride	ND	ug/L	1.0		1	08/22/22	08/23/22 01:57	1011
4-Methyl-2-Pentanone (MIBK)	ND	ug/L	5.0		1	08/22/22	08/23/22 01:57	1011
Methyl-t-Butyl Ether	ND	ug/L	1.0		1	08/22/22	08/23/22 01:57	1011
Naphthalene	ND	ug/L	1.0		1	08/22/22	08/23/22 01:57	1011
Styrene	ND	ug/L	1.0		1	08/22/22	08/23/22 01:57	1011
1,1,2,2-Tetrachloroethane	ND	ug/L	1.0		1	08/22/22	08/23/22 01:57	1011
Tetrachloroethene	ND	ug/L	1.0		1	08/22/22	08/23/22 01:57	1011
Toluene	ND	ug/L	1.0		1	08/22/22	08/23/22 01:57	1011
1,2,3-Trichlorobenzene	ND	ug/L	1.0		1	08/22/22	08/23/22 01:57	1011
1,2,4-Trichlorobenzene	ND	ug/L	1.0		1	08/22/22	08/23/22 01:57	1011
1,1,1-Trichloroethane	ND	ug/L	1.0		1	08/22/22	08/23/22 01:57	1011
Trichloroethene	ND	ug/L	1.0		1	08/22/22	08/23/22 01:57	1011
1,1,2-Trichloroethane	ND	ug/L	1.0		1	08/22/22	08/23/22 01:57	1011
Trichlorofluoromethane	ND	ug/L	1.0		1	08/22/22	08/23/22 01:57	1011
1,1,2-Trichlorotrifluoroethane	ND	ug/L	1.0		1	08/22/22	08/23/22 01:57	1011
Vinyl chloride	ND	ug/L	1.0		1	08/22/22	08/23/22 01:57	1011
m&p-Xylene	ND	ug/L	2.0		1	08/22/22	08/23/22 01:57	1011
o-Xylene	ND	ug/L	1.0		1	08/22/22	08/23/22 01:57	1011

PHASE SEPARATION SCIENCE

6630 Baltimore National Pike
Baltimore, MD 21228
410-747-8770
800-932-9047
www.phaseonline.com

Certificate of Analysis

Project Name: Chestertown LSI
PSS Project No.: 22081811

Sample ID: TW-7 **Date/Time Sampled: 08/16/2022 10:20** **PSS Sample ID: 22081811-004**
Matrix: GROUND WATER **Date/Time Received: 08/18/2022 11:20**

TCL Volatile Organic Compounds Analytical Method: SW-846 8260 D Preparation Method: SW5030B

Qualifier(s): See Batch 196552 on Case Narrative.

Surrogate(s)	*Recovery*		*Limits*				
4-Bromofluorobenzene	*101*	*%*	*88-120*	*1*	*08/22/22*	*08/23/22 01:57*	*1011*
Dibromofluoromethane	*98*	*%*	*92-107*	*1*	*08/22/22*	*08/23/22 01:57*	*1011*
Toluene-D8	*100*	*%*	*95-106*	*1*	*08/22/22*	*08/23/22 01:57*	*1011*

PHASE SEPARATION SCIENCE

6630 Baltimore National Pike
Baltimore, MD 21228
410-747-8770
800-932-9047
www.phaseonline.com

Certificate of Analysis

Project Name: Chestertown LSI
PSS Project No.: 22081811

Sample ID: TW-4 **Date/Time Sampled: 08/17/2022 09:00** **PSS Sample ID: 22081811-005**
Matrix: GROUND WATER **Date/Time Received: 08/18/2022 11:20**

Total Petroleum Hydrocarbons - DRO — Analytical Method: SW-846 8015C DRO — Preparation Method: SW3510C

	Result	Units	RL	Flag	Dil	Prepared	Analyzed	Analyst
TPH-DRO (Diesel Range Organics)	ND	mg/L	0.10		1	08/22/22	08/22/22 13:11	1069
Surrogate(s)	***Recovery***		***Limits***					
o-Terphenyl	*90*	*%*	*52-100*		*1*	*08/22/22*	*08/22/22 13:11*	*1069*

Total Petroleum Hydrocarbons-GRO — Analytical Method: SW-846 8015C GRO — Preparation Method: SW5030B

	Result	Units	RL	Flag	Dil	Prepared	Analyzed	Analyst
TPH-GRO (Gasoline Range Organics)	ND	ug/L	100		1	08/22/22	08/22/22 14:53	1045
Surrogate(s)	***Recovery***		***Limits***					
a,a,a-Trifluorotoluene	*86*	*%*	*79-114*		*1*	*08/22/22*	*08/22/22 14:53*	*1045*

TCL Volatile Organic Compounds — Analytical Method: SW-846 8260 D — Preparation Method: SW5030B

Qualifier(s): See Batch 196592 on Case Narrative.

	Result	Units	RL	Flag	Dil	Prepared	Analyzed	Analyst
Acetone	ND	ug/L	5.0		1	08/23/22	08/23/22 11:40	1011
Benzene	ND	ug/L	1.0		1	08/23/22	08/23/22 11:40	1011
Bromochloromethane	ND	ug/L	1.0		1	08/23/22	08/23/22 11:40	1011
Bromodichloromethane	ND	ug/L	1.0		1	08/23/22	08/23/22 11:40	1011
Bromoform	ND	ug/L	1.0		1	08/23/22	08/23/22 11:40	1011
Bromomethane	ND	ug/L	1.0		1	08/23/22	08/23/22 11:40	1011
2-Butanone (MEK)	ND	ug/L	5.0		1	08/23/22	08/23/22 11:40	1011
Carbon Disulfide	ND	ug/L	1.0		1	08/23/22	08/23/22 11:40	1011
Carbon tetrachloride	ND	ug/L	1.0		1	08/23/22	08/23/22 11:40	1011
Chlorobenzene	ND	ug/L	1.0		1	08/23/22	08/23/22 11:40	1011
Chloroethane	ND	ug/L	1.0		1	08/23/22	08/23/22 11:40	1011
Chloroform	ND	ug/L	1.0		1	08/23/22	08/23/22 11:40	1011
Chloromethane	ND	ug/L	1.0		1	08/23/22	08/23/22 11:40	1011
Cyclohexane	ND	ug/L	1.0		1	08/23/22	08/23/22 11:40	1011
1,2-Dibromo-3-chloropropane	ND	ug/L	1.0		1	08/23/22	08/23/22 11:40	1011
Dibromochloromethane	ND	ug/L	1.0		1	08/23/22	08/23/22 11:40	1011
1,2-Dibromoethane	ND	ug/L	1.0		1	08/23/22	08/23/22 11:40	1011
1,2-Dichlorobenzene	ND	ug/L	1.0		1	08/23/22	08/23/22 11:40	1011

PHASE SEPARATION SCIENCE

6630 Baltimore National Pike
Baltimore, MD 21228
410-747-8770
800-932-9047
www.phaseonline.com

Certificate of Analysis

Project Name: Chestertown LSI
PSS Project No.: 22081811

Sample ID: TW-4 **Date/Time Sampled: 08/17/2022 09:00** **PSS Sample ID: 22081811-005**
Matrix: GROUND WATER **Date/Time Received: 08/18/2022 11:20**

TCL Volatile Organic Compounds Analytical Method: SW-846 8260 D Preparation Method: SW5030B

Qualifier(s): See Batch 196592 on Case Narrative.

	Result	Units	RL	Flag	Dil	Prepared	Analyzed	Analyst
1,3-Dichlorobenzene	ND	ug/L	1.0		1	08/23/22	08/23/22 11:40	1011
Dichlorodifluoromethane	ND	ug/L	1.0		1	08/23/22	08/23/22 11:40	1011
1,4-Dichlorobenzene	ND	ug/L	1.0		1	08/23/22	08/23/22 11:40	1011
1,1-Dichloroethane	ND	ug/L	1.0		1	08/23/22	08/23/22 11:40	1011
1,2-Dichloroethane	ND	ug/L	1.0		1	08/23/22	08/23/22 11:40	1011
cis-1,2-Dichloroethene	ND	ug/L	1.0		1	08/23/22	08/23/22 11:40	1011
1,1-Dichloroethene	ND	ug/L	1.0		1	08/23/22	08/23/22 11:40	1011
1,2-Dichloropropane	ND	ug/L	1.0		1	08/23/22	08/23/22 11:40	1011
cis-1,3-Dichloropropene	ND	ug/L	1.0		1	08/23/22	08/23/22 11:40	1011
trans-1,3-Dichloropropene	ND	ug/L	1.0		1	08/23/22	08/23/22 11:40	1011
trans-1,2-Dichloroethene	ND	ug/L	1.0		1	08/23/22	08/23/22 11:40	1011
Ethylbenzene	ND	ug/L	1.0		1	08/23/22	08/23/22 11:40	1011
2-Hexanone (MBK)	ND	ug/L	5.0		1	08/23/22	08/23/22 11:40	1011
Isopropylbenzene	ND	ug/L	1.0		1	08/23/22	08/23/22 11:40	1011
Methyl Acetate	ND	ug/L	1.0		1	08/23/22	08/23/22 11:40	1011
Methylcyclohexane	ND	ug/L	1.0		1	08/23/22	08/23/22 11:40	1011
Methylene chloride	ND	ug/L	1.0		1	08/23/22	08/23/22 11:40	1011
4-Methyl-2-Pentanone (MIBK)	ND	ug/L	5.0		1	08/23/22	08/23/22 11:40	1011
Methyl-t-Butyl Ether	ND	ug/L	1.0		1	08/23/22	08/23/22 11:40	1011
Naphthalene	ND	ug/L	1.0		1	08/23/22	08/23/22 11:40	1011
Styrene	ND	ug/L	1.0		1	08/23/22	08/23/22 11:40	1011
1,1,2,2-Tetrachloroethane	ND	ug/L	1.0		1	08/23/22	08/23/22 11:40	1011
Tetrachloroethene	ND	ug/L	1.0		1	08/23/22	08/23/22 11:40	1011
Toluene	ND	ug/L	1.0		1	08/23/22	08/23/22 11:40	1011
1,2,3-Trichlorobenzene	ND	ug/L	1.0		1	08/23/22	08/23/22 11:40	1011
1,2,4-Trichlorobenzene	ND	ug/L	1.0		1	08/23/22	08/23/22 11:40	1011
1,1,1-Trichloroethane	ND	ug/L	1.0		1	08/23/22	08/23/22 11:40	1011
Trichloroethene	ND	ug/L	1.0		1	08/23/22	08/23/22 11:40	1011
1,1,2-Trichloroethane	ND	ug/L	1.0		1	08/23/22	08/23/22 11:40	1011
Trichlorofluoromethane	ND	ug/L	1.0		1	08/23/22	08/23/22 11:40	1011
1,1,2-Trichlorotrifluoroethane	ND	ug/L	1.0		1	08/23/22	08/23/22 11:40	1011
Vinyl chloride	ND	ug/L	1.0		1	08/23/22	08/23/22 11:40	1011
m&p-Xylene	ND	ug/L	2.0		1	08/23/22	08/23/22 11:40	1011
o-Xylene	ND	ug/L	1.0		1	08/23/22	08/23/22 11:40	1011

PHASE SEPARATION SCIENCE

6630 Baltimore National Pike
Baltimore, MD 21228
410-747-8770
800-932-9047
www.phaseonline.com

Certificate of Analysis

Project Name: Chestertown LSI
PSS Project No.: 22081811

Sample ID: TW-4 **Date/Time Sampled: 08/17/2022 09:00** **PSS Sample ID: 22081811-005**
Matrix: GROUND WATER **Date/Time Received: 08/18/2022 11:20**

TCL Volatile Organic Compounds Analytical Method: SW-846 8260 D Preparation Method: SW5030B

Qualifier(s): See Batch 196592 on Case Narrative.

Surrogate(s)	*Recovery*		*Limits*				
4-Bromofluorobenzene	*100*	*%*	*88-120*	*1*	*08/23/22*	*08/23/22 11:40*	*1011*
Dibromofluoromethane	*100*	*%*	*92-107*	*1*	*08/23/22*	*08/23/22 11:40*	*1011*
Toluene-D8	*100*	*%*	*95-106*	*1*	*08/23/22*	*08/23/22 11:40*	*1011*

PHASE SEPARATION SCIENCE

6630 Baltimore National Pike
Baltimore, MD 21228
410-747-8770
800-932-9047
www.phaseonline.com

Certificate of Analysis

Project Name: Chestertown LSI
PSS Project No.: 22081811

Sample ID: TW-5 **Date/Time Sampled: 08/17/2022 10:00** **PSS Sample ID: 22081811-006**
Matrix: GROUND WATER **Date/Time Received: 08/18/2022 11:20**

Total Petroleum Hydrocarbons - DRO — Analytical Method: SW-846 8015C DRO — Preparation Method: SW3510C

	Result	Units	RL	Flag	Dil	Prepared	Analyzed	Analyst
TPH-DRO (Diesel Range Organics)	**1.5**	mg/L	0.10		1	08/22/22	08/22/22 13:11	1069
Surrogate(s)	***Recovery***		***Limits***					
o-Terphenyl	*80*	*%*	*52-100*		*1*	*08/22/22*	*08/22/22 13:11*	*1069*

Total Petroleum Hydrocarbons-GRO — Analytical Method: SW-846 8015C GRO — Preparation Method: SW5030B

	Result	Units	RL	Flag	Dil	Prepared	Analyzed	Analyst
TPH-GRO (Gasoline Range Organics)	ND	ug/L	100		1	08/22/22	08/22/22 15:16	1045
Surrogate(s)	***Recovery***		***Limits***					
a,a,a-Trifluorotoluene	*84*	*%*	*79-114*		*1*	*08/22/22*	*08/22/22 15:16*	*1045*

TCL Volatile Organic Compounds — Analytical Method: SW-846 8260 D — Preparation Method: SW5030B

Qualifier(s): See Batch 196592 on Case Narrative.

	Result	Units	RL	Flag	Dil	Prepared	Analyzed	Analyst
Acetone	ND	ug/L	5.0		1	08/23/22	08/23/22 13:13	1011
Benzene	ND	ug/L	1.0		1	08/23/22	08/23/22 13:13	1011
Bromochloromethane	ND	ug/L	1.0		1	08/23/22	08/23/22 13:13	1011
Bromodichloromethane	ND	ug/L	1.0		1	08/23/22	08/23/22 13:13	1011
Bromoform	ND	ug/L	1.0		1	08/23/22	08/23/22 13:13	1011
Bromomethane	ND	ug/L	1.0		1	08/23/22	08/23/22 13:13	1011
2-Butanone (MEK)	ND	ug/L	5.0		1	08/23/22	08/23/22 13:13	1011
Carbon Disulfide	ND	ug/L	1.0		1	08/23/22	08/23/22 13:13	1011
Carbon tetrachloride	ND	ug/L	1.0		1	08/23/22	08/23/22 13:13	1011
Chlorobenzene	ND	ug/L	1.0		1	08/23/22	08/23/22 13:13	1011
Chloroethane	ND	ug/L	1.0		1	08/23/22	08/23/22 13:13	1011
Chloroform	ND	ug/L	1.0		1	08/23/22	08/23/22 13:13	1011
Chloromethane	ND	ug/L	1.0		1	08/23/22	08/23/22 13:13	1011
Cyclohexane	ND	ug/L	1.0		1	08/23/22	08/23/22 13:13	1011
1,2-Dibromo-3-chloropropane	ND	ug/L	1.0		1	08/23/22	08/23/22 13:13	1011
Dibromochloromethane	ND	ug/L	1.0		1	08/23/22	08/23/22 13:13	1011
1,2-Dibromoethane	ND	ug/L	1.0		1	08/23/22	08/23/22 13:13	1011
1,2-Dichlorobenzene	ND	ug/L	1.0		1	08/23/22	08/23/22 13:13	1011

PHASE SEPARATION SCIENCE

6630 Baltimore National Pike
Baltimore, MD 21228
410-747-8770
800-932-9047
www.phaseonline.com

Certificate of Analysis

Project Name: Chestertown LSI
PSS Project No.: 22081811

Sample ID: TW-5 **Date/Time Sampled: 08/17/2022 10:00** **PSS Sample ID: 22081811-006**
Matrix: GROUND WATER **Date/Time Received: 08/18/2022 11:20**

TCL Volatile Organic Compounds Analytical Method: SW-846 8260 D Preparation Method: SW5030B

Qualifier(s): See Batch 196592 on Case Narrative.

	Result	Units	RL	Flag	Dil	Prepared	Analyzed	Analyst
1,3-Dichlorobenzene	ND	ug/L	1.0		1	08/23/22	08/23/22 13:13	1011
Dichlorodifluoromethane	ND	ug/L	1.0		1	08/23/22	08/23/22 13:13	1011
1,4-Dichlorobenzene	ND	ug/L	1.0		1	08/23/22	08/23/22 13:13	1011
1,1-Dichloroethane	ND	ug/L	1.0		1	08/23/22	08/23/22 13:13	1011
1,2-Dichloroethane	ND	ug/L	1.0		1	08/23/22	08/23/22 13:13	1011
cis-1,2-Dichloroethene	ND	ug/L	1.0		1	08/23/22	08/23/22 13:13	1011
1,1-Dichloroethene	ND	ug/L	1.0		1	08/23/22	08/23/22 13:13	1011
1,2-Dichloropropane	ND	ug/L	1.0		1	08/23/22	08/23/22 13:13	1011
cis-1,3-Dichloropropene	ND	ug/L	1.0		1	08/23/22	08/23/22 13:13	1011
trans-1,3-Dichloropropene	ND	ug/L	1.0		1	08/23/22	08/23/22 13:13	1011
trans-1,2-Dichloroethene	ND	ug/L	1.0		1	08/23/22	08/23/22 13:13	1011
Ethylbenzene	ND	ug/L	1.0		1	08/23/22	08/23/22 13:13	1011
2-Hexanone (MBK)	ND	ug/L	5.0		1	08/23/22	08/23/22 13:13	1011
Isopropylbenzene	**1.6**	ug/L	1.0		1	08/23/22	08/23/22 13:13	1011
Methyl Acetate	ND	ug/L	1.0		1	08/23/22	08/23/22 13:13	1011
Methylcyclohexane	ND	ug/L	1.0		1	08/23/22	08/23/22 13:13	1011
Methylene chloride	ND	ug/L	1.0		1	08/23/22	08/23/22 13:13	1011
4-Methyl-2-Pentanone (MIBK)	ND	ug/L	5.0		1	08/23/22	08/23/22 13:13	1011
Methyl-t-Butyl Ether	ND	ug/L	1.0		1	08/23/22	08/23/22 13:13	1011
Naphthalene	**9.8**	ug/L	1.0		1	08/23/22	08/23/22 13:13	1011
Styrene	ND	ug/L	1.0		1	08/23/22	08/23/22 13:13	1011
1,1,2,2-Tetrachloroethane	ND	ug/L	1.0		1	08/23/22	08/23/22 13:13	1011
Tetrachloroethene	ND	ug/L	1.0		1	08/23/22	08/23/22 13:13	1011
Toluene	ND	ug/L	1.0		1	08/23/22	08/23/22 13:13	1011
1,2,3-Trichlorobenzene	ND	ug/L	1.0		1	08/23/22	08/23/22 13:13	1011
1,2,4-Trichlorobenzene	ND	ug/L	1.0		1	08/23/22	08/23/22 13:13	1011
1,1,1-Trichloroethane	ND	ug/L	1.0		1	08/23/22	08/23/22 13:13	1011
Trichloroethene	ND	ug/L	1.0		1	08/23/22	08/23/22 13:13	1011
1,1,2-Trichloroethane	ND	ug/L	1.0		1	08/23/22	08/23/22 13:13	1011
Trichlorofluoromethane	ND	ug/L	1.0		1	08/23/22	08/23/22 13:13	1011
1,1,2-Trichlorotrifluoroethane	ND	ug/L	1.0		1	08/23/22	08/23/22 13:13	1011
Vinyl chloride	ND	ug/L	1.0		1	08/23/22	08/23/22 13:13	1011
m&p-Xylene	ND	ug/L	2.0		1	08/23/22	08/23/22 13:13	1011
o-Xylene	ND	ug/L	1.0		1	08/23/22	08/23/22 13:13	1011

PHASE SEPARATION SCIENCE

6630 Baltimore National Pike
Baltimore, MD 21228
410-747-8770
800-932-9047
www.phaseonline.com

Certificate of Analysis

Project Name: Chestertown LSI
PSS Project No.: 22081811

Sample ID: TW-5 **Date/Time Sampled: 08/17/2022 10:00** **PSS Sample ID: 22081811-006**
Matrix: GROUND WATER **Date/Time Received: 08/18/2022 11:20**

TCL Volatile Organic Compounds Analytical Method: SW-846 8260 D Preparation Method: SW5030B

Qualifier(s): See Batch 196592 on Case Narrative.

Surrogate(s)	Recovery		Limits				
4-Bromofluorobenzene	98	%	88-120	1	08/23/22	08/23/22 13:13	1011
Dibromofluoromethane	100	%	92-107	1	08/23/22	08/23/22 13:13	1011
Toluene-D8	100	%	95-106	1	08/23/22	08/23/22 13:13	1011

PHASE SEPARATION SCIENCE

6630 Baltimore National Pike
Baltimore, MD 21228
410-747-8770
800-932-9047
www.phaseonline.com

Certificate of Analysis

Project Name: Chestertown LSI
PSS Project No.: 22081811

Sample ID: TW-6 **Date/Time Sampled: 08/17/2022 10:30** **PSS Sample ID: 22081811-007**
Matrix: GROUND WATER **Date/Time Received: 08/18/2022 11:20**

Total Petroleum Hydrocarbons - DRO Analytical Method: SW-846 8015C DRO Preparation Method: SW3510C

	Result	Units	RL	Flag	Dil	Prepared	Analyzed	Analyst
TPH-DRO (Diesel Range Organics)	**0.45**	mg/L	0.10		1	08/22/22	08/22/22 13:36	1069
Surrogate(s)	***Recovery***		***Limits***					
o-Terphenyl	*93*	*%*	*52-100*		*1*	*08/22/22*	*08/22/22 13:36*	*1069*

Total Petroleum Hydrocarbons-GRO Analytical Method: SW-846 8015C GRO Preparation Method: SW5030B

	Result	Units	RL	Flag	Dil	Prepared	Analyzed	Analyst
TPH-GRO (Gasoline Range Organics)	ND	ug/L	100		1	08/22/22	08/22/22 15:39	1045
Surrogate(s)	***Recovery***		***Limits***					
a,a,a-Trifluorotoluene	*85*	*%*	*79-114*		*1*	*08/22/22*	*08/22/22 15:39*	*1045*

TCL Volatile Organic Compounds Analytical Method: SW-846 8260 D Preparation Method: SW5030B

Qualifier(s): See Batch 196592 on Case Narrative.

	Result	Units	RL	Flag	Dil	Prepared	Analyzed	Analyst
Acetone	ND	ug/L	5.0		1	08/23/22	08/23/22 12:03	1011
Benzene	ND	ug/L	1.0		1	08/23/22	08/23/22 12:03	1011
Bromochloromethane	ND	ug/L	1.0		1	08/23/22	08/23/22 12:03	1011
Bromodichloromethane	ND	ug/L	1.0		1	08/23/22	08/23/22 12:03	1011
Bromoform	ND	ug/L	1.0		1	08/23/22	08/23/22 12:03	1011
Bromomethane	ND	ug/L	1.0		1	08/23/22	08/23/22 12:03	1011
2-Butanone (MEK)	ND	ug/L	5.0		1	08/23/22	08/23/22 12:03	1011
Carbon Disulfide	ND	ug/L	1.0		1	08/23/22	08/23/22 12:03	1011
Carbon tetrachloride	ND	ug/L	1.0		1	08/23/22	08/23/22 12:03	1011
Chlorobenzene	ND	ug/L	1.0		1	08/23/22	08/23/22 12:03	1011
Chloroethane	ND	ug/L	1.0		1	08/23/22	08/23/22 12:03	1011
Chloroform	ND	ug/L	1.0		1	08/23/22	08/23/22 12:03	1011
Chloromethane	ND	ug/L	1.0		1	08/23/22	08/23/22 12:03	1011
Cyclohexane	ND	ug/L	1.0		1	08/23/22	08/23/22 12:03	1011
1,2-Dibromo-3-chloropropane	ND	ug/L	1.0		1	08/23/22	08/23/22 12:03	1011
Dibromochloromethane	ND	ug/L	1.0		1	08/23/22	08/23/22 12:03	1011
1,2-Dibromoethane	ND	ug/L	1.0		1	08/23/22	08/23/22 12:03	1011
1,2-Dichlorobenzene	ND	ug/L	1.0		1	08/23/22	08/23/22 12:03	1011

PHASE SEPARATION SCIENCE

6630 Baltimore National Pike
Baltimore, MD 21228
410-747-8770
800-932-9047
www.phaseonline.com

Certificate of Analysis

Project Name: Chestertown LSI
PSS Project No.: 22081811

Sample ID: TW-6 **Date/Time Sampled: 08/17/2022 10:30** **PSS Sample ID: 22081811-007**
Matrix: GROUND WATER **Date/Time Received: 08/18/2022 11:20**

TCL Volatile Organic Compounds Analytical Method: SW-846 8260 D Preparation Method: SW5030B

Qualifier(s): See Batch 196592 on Case Narrative.

	Result	Units	RL	Flag	Dil	Prepared	Analyzed	Analyst
1,3-Dichlorobenzene	ND	ug/L	1.0		1	08/23/22	08/23/22 12:03	1011
Dichlorodifluoromethane	ND	ug/L	1.0		1	08/23/22	08/23/22 12:03	1011
1,4-Dichlorobenzene	ND	ug/L	1.0		1	08/23/22	08/23/22 12:03	1011
1,1-Dichloroethane	ND	ug/L	1.0		1	08/23/22	08/23/22 12:03	1011
1,2-Dichloroethane	ND	ug/L	1.0		1	08/23/22	08/23/22 12:03	1011
cis-1,2-Dichloroethene	ND	ug/L	1.0		1	08/23/22	08/23/22 12:03	1011
1,1-Dichloroethene	ND	ug/L	1.0		1	08/23/22	08/23/22 12:03	1011
1,2-Dichloropropane	ND	ug/L	1.0		1	08/23/22	08/23/22 12:03	1011
cis-1,3-Dichloropropene	ND	ug/L	1.0		1	08/23/22	08/23/22 12:03	1011
trans-1,3-Dichloropropene	ND	ug/L	1.0		1	08/23/22	08/23/22 12:03	1011
trans-1,2-Dichloroethene	ND	ug/L	1.0		1	08/23/22	08/23/22 12:03	1011
Ethylbenzene	ND	ug/L	1.0		1	08/23/22	08/23/22 12:03	1011
2-Hexanone (MBK)	ND	ug/L	5.0		1	08/23/22	08/23/22 12:03	1011
Isopropylbenzene	ND	ug/L	1.0		1	08/23/22	08/23/22 12:03	1011
Methyl Acetate	ND	ug/L	1.0		1	08/23/22	08/23/22 12:03	1011
Methylcyclohexane	ND	ug/L	1.0		1	08/23/22	08/23/22 12:03	1011
Methylene chloride	ND	ug/L	1.0		1	08/23/22	08/23/22 12:03	1011
4-Methyl-2-Pentanone (MIBK)	ND	ug/L	5.0		1	08/23/22	08/23/22 12:03	1011
Methyl-t-Butyl Ether	ND	ug/L	1.0		1	08/23/22	08/23/22 12:03	1011
Naphthalene	**3.9**	ug/L	1.0		1	08/23/22	08/23/22 12:03	1011
Styrene	ND	ug/L	1.0		1	08/23/22	08/23/22 12:03	1011
1,1,2,2-Tetrachloroethane	ND	ug/L	1.0		1	08/23/22	08/23/22 12:03	1011
Tetrachloroethene	ND	ug/L	1.0		1	08/23/22	08/23/22 12:03	1011
Toluene	ND	ug/L	1.0		1	08/23/22	08/23/22 12:03	1011
1,2,3-Trichlorobenzene	ND	ug/L	1.0		1	08/23/22	08/23/22 12:03	1011
1,2,4-Trichlorobenzene	ND	ug/L	1.0		1	08/23/22	08/23/22 12:03	1011
1,1,1-Trichloroethane	ND	ug/L	1.0		1	08/23/22	08/23/22 12:03	1011
Trichloroethene	ND	ug/L	1.0		1	08/23/22	08/23/22 12:03	1011
1,1,2-Trichloroethane	ND	ug/L	1.0		1	08/23/22	08/23/22 12:03	1011
Trichlorofluoromethane	ND	ug/L	1.0		1	08/23/22	08/23/22 12:03	1011
1,1,2-Trichlorotrifluoroethane	ND	ug/L	1.0		1	08/23/22	08/23/22 12:03	1011
Vinyl chloride	ND	ug/L	1.0		1	08/23/22	08/23/22 12:03	1011
m&p-Xylene	ND	ug/L	2.0		1	08/23/22	08/23/22 12:03	1011
o-Xylene	ND	ug/L	1.0		1	08/23/22	08/23/22 12:03	1011

PHASE SEPARATION SCIENCE

6630 Baltimore National Pike
Baltimore, MD 21228
410-747-8770
800-932-9047
www.phaseonline.com

Certificate of Analysis

Project Name: Chestertown LSI
PSS Project No.: 22081811

Sample ID: TW-6 **Date/Time Sampled: 08/17/2022 10:30** **PSS Sample ID: 22081811-007**
Matrix: GROUND WATER **Date/Time Received: 08/18/2022 11:20**

TCL Volatile Organic Compounds Analytical Method: SW-846 8260 D Preparation Method: SW5030B

Qualifier(s): See Batch 196592 on Case Narrative.

Surrogate(s)	Recovery		Limits				
4-Bromofluorobenzene	97	%	88-120	1	08/23/22	08/23/22 12:03	1011
Dibromofluoromethane	100	%	92-107	1	08/23/22	08/23/22 12:03	1011
Toluene-D8	100	%	95-106	1	08/23/22	08/23/22 12:03	1011

PHASE SEPARATION SCIENCE

6630 Baltimore National Pike
Baltimore, MD 21228
410-747-8770
800-932-9047
www.phaseonline.com

Certificate of Analysis

Project Name: Chestertown LSI
PSS Project No.: 22081811

Sample ID: TW-8 **Date/Time Sampled: 08/17/2022 09:30** **PSS Sample ID: 22081811-008**
Matrix: GROUND WATER **Date/Time Received: 08/18/2022 11:20**

Total Petroleum Hydrocarbons - DRO — Analytical Method: SW-846 8015C DRO — Preparation Method: SW3510C

	Result	Units	RL	Flag	Dil	Prepared	Analyzed	Analyst
TPH-DRO (Diesel Range Organics)	ND	mg/L	0.10		1	08/22/22	08/22/22 13:36	1069
Surrogate(s)	***Recovery***		***Limits***					
o-Terphenyl	*79*	*%*	*52-100*		*1*	*08/22/22*	*08/22/22 13:36*	*1069*

Total Petroleum Hydrocarbons-GRO — Analytical Method: SW-846 8015C GRO — Preparation Method: SW5030B

	Result	Units	RL	Flag	Dil	Prepared	Analyzed	Analyst
TPH-GRO (Gasoline Range Organics)	ND	ug/L	100		1	08/22/22	08/22/22 16:02	1045
Surrogate(s)	***Recovery***		***Limits***					
a,a,a-Trifluorotoluene	*87*	*%*	*79-114*		*1*	*08/22/22*	*08/22/22 16:02*	*1045*

TCL Volatile Organic Compounds — Analytical Method: SW-846 8260 D — Preparation Method: SW5030B

Qualifier(s): See Batch 196592 on Case Narrative.

	Result	Units	RL	Flag	Dil	Prepared	Analyzed	Analyst
Acetone	**10**	ug/L	5.0		1	08/23/22	08/23/22 12:26	1011
Benzene	ND	ug/L	1.0		1	08/23/22	08/23/22 12:26	1011
Bromochloromethane	ND	ug/L	1.0		1	08/23/22	08/23/22 12:26	1011
Bromodichloromethane	ND	ug/L	1.0		1	08/23/22	08/23/22 12:26	1011
Bromoform	ND	ug/L	1.0		1	08/23/22	08/23/22 12:26	1011
Bromomethane	ND	ug/L	1.0		1	08/23/22	08/23/22 12:26	1011
2-Butanone (MEK)	ND	ug/L	5.0		1	08/23/22	08/23/22 12:26	1011
Carbon Disulfide	ND	ug/L	1.0		1	08/23/22	08/23/22 12:26	1011
Carbon tetrachloride	ND	ug/L	1.0		1	08/23/22	08/23/22 12:26	1011
Chlorobenzene	ND	ug/L	1.0		1	08/23/22	08/23/22 12:26	1011
Chloroethane	ND	ug/L	1.0		1	08/23/22	08/23/22 12:26	1011
Chloroform	ND	ug/L	1.0		1	08/23/22	08/23/22 12:26	1011
Chloromethane	ND	ug/L	1.0		1	08/23/22	08/23/22 12:26	1011
Cyclohexane	ND	ug/L	1.0		1	08/23/22	08/23/22 12:26	1011
1,2-Dibromo-3-chloropropane	ND	ug/L	1.0		1	08/23/22	08/23/22 12:26	1011
Dibromochloromethane	ND	ug/L	1.0		1	08/23/22	08/23/22 12:26	1011
1,2-Dibromoethane	ND	ug/L	1.0		1	08/23/22	08/23/22 12:26	1011
1,2-Dichlorobenzene	ND	ug/L	1.0		1	08/23/22	08/23/22 12:26	1011

PHASE SEPARATION SCIENCE

6630 Baltimore National Pike
Baltimore, MD 21228
410-747-8770
800-932-9047
www.phaseonline.com

Certificate of Analysis

Project Name: Chestertown LSI
PSS Project No.: 22081811

Sample ID: TW-8 **Date/Time Sampled: 08/17/2022 09:30** **PSS Sample ID: 22081811-008**
Matrix: GROUND WATER **Date/Time Received: 08/18/2022 11:20**

TCL Volatile Organic Compounds Analytical Method: SW-846 8260 D Preparation Method: SW5030B

Qualifier(s): See Batch 196592 on Case Narrative.

	Result	Units	RL	Flag	Dil	Prepared	Analyzed	Analyst
1,3-Dichlorobenzene	ND	ug/L	1.0		1	08/23/22	08/23/22 12:26	1011
Dichlorodifluoromethane	ND	ug/L	1.0		1	08/23/22	08/23/22 12:26	1011
1,4-Dichlorobenzene	ND	ug/L	1.0		1	08/23/22	08/23/22 12:26	1011
1,1-Dichloroethane	ND	ug/L	1.0		1	08/23/22	08/23/22 12:26	1011
1,2-Dichloroethane	ND	ug/L	1.0		1	08/23/22	08/23/22 12:26	1011
cis-1,2-Dichloroethene	ND	ug/L	1.0		1	08/23/22	08/23/22 12:26	1011
1,1-Dichloroethene	ND	ug/L	1.0		1	08/23/22	08/23/22 12:26	1011
1,2-Dichloropropane	ND	ug/L	1.0		1	08/23/22	08/23/22 12:26	1011
cis-1,3-Dichloropropene	ND	ug/L	1.0		1	08/23/22	08/23/22 12:26	1011
trans-1,3-Dichloropropene	ND	ug/L	1.0		1	08/23/22	08/23/22 12:26	1011
trans-1,2-Dichloroethene	ND	ug/L	1.0		1	08/23/22	08/23/22 12:26	1011
Ethylbenzene	ND	ug/L	1.0		1	08/23/22	08/23/22 12:26	1011
2-Hexanone (MBK)	ND	ug/L	5.0		1	08/23/22	08/23/22 12:26	1011
Isopropylbenzene	ND	ug/L	1.0		1	08/23/22	08/23/22 12:26	1011
Methyl Acetate	ND	ug/L	1.0		1	08/23/22	08/23/22 12:26	1011
Methylcyclohexane	ND	ug/L	1.0		1	08/23/22	08/23/22 12:26	1011
Methylene chloride	ND	ug/L	1.0		1	08/23/22	08/23/22 12:26	1011
4-Methyl-2-Pentanone (MIBK)	ND	ug/L	5.0		1	08/23/22	08/23/22 12:26	1011
Methyl-t-Butyl Ether	ND	ug/L	1.0		1	08/23/22	08/23/22 12:26	1011
Naphthalene	ND	ug/L	1.0		1	08/23/22	08/23/22 12:26	1011
Styrene	ND	ug/L	1.0		1	08/23/22	08/23/22 12:26	1011
1,1,2,2-Tetrachloroethane	ND	ug/L	1.0		1	08/23/22	08/23/22 12:26	1011
Tetrachloroethene	ND	ug/L	1.0		1	08/23/22	08/23/22 12:26	1011
Toluene	ND	ug/L	1.0		1	08/23/22	08/23/22 12:26	1011
1,2,3-Trichlorobenzene	ND	ug/L	1.0		1	08/23/22	08/23/22 12:26	1011
1,2,4-Trichlorobenzene	ND	ug/L	1.0		1	08/23/22	08/23/22 12:26	1011
1,1,1-Trichloroethane	ND	ug/L	1.0		1	08/23/22	08/23/22 12:26	1011
Trichloroethene	ND	ug/L	1.0		1	08/23/22	08/23/22 12:26	1011
1,1,2-Trichloroethane	ND	ug/L	1.0		1	08/23/22	08/23/22 12:26	1011
Trichlorofluoromethane	ND	ug/L	1.0		1	08/23/22	08/23/22 12:26	1011
1,1,2-Trichlorotrifluoroethane	ND	ug/L	1.0		1	08/23/22	08/23/22 12:26	1011
Vinyl chloride	ND	ug/L	1.0		1	08/23/22	08/23/22 12:26	1011
m&p-Xylene	ND	ug/L	2.0		1	08/23/22	08/23/22 12:26	1011
o-Xylene	ND	ug/L	1.0		1	08/23/22	08/23/22 12:26	1011

PHASE SEPARATION SCIENCE

6630 Baltimore National Pike
Baltimore, MD 21228
410-747-8770
800-932-9047
www.phaseonline.com

Certificate of Analysis

Project Name: Chestertown LSI
PSS Project No.: 22081811

Sample ID: TW-8 **Date/Time Sampled: 08/17/2022 09:30** **PSS Sample ID: 22081811-008**
Matrix: GROUND WATER **Date/Time Received: 08/18/2022 11:20**

TCL Volatile Organic Compounds Analytical Method: SW-846 8260 D Preparation Method: SW5030B

Qualifier(s): See Batch 196592 on Case Narrative.

Surrogate(s)	*Recovery*		*Limits*				
4-Bromofluorobenzene	*101*	*%*	*88-120*	*1*	*08/23/22*	*08/23/22 12:26*	*1011*
Dibromofluoromethane	*99*	*%*	*92-107*	*1*	*08/23/22*	*08/23/22 12:26*	*1011*
Toluene-D8	*99*	*%*	*95-106*	*1*	*08/23/22*	*08/23/22 12:26*	*1011*

6630 Baltimore National Pike
Baltimore, MD 21228
410-747-8770
800-932-9047
www.phaseonline.com

Project Name: Chestertown LSI

PSS Project No.: 22081811

Any holding time exceedances, deviations from the method specifications, regulatory requirements or variations to the procedures outlined in the PSS Quality Assurance Manual are outlined below.

Matrix spike and matrix spike duplicate analyses may not be performed due to insufficient sample quantity. In these instances, a laboratory control sample and laboratory control sample duplicate are analyzed unless otherwise noted or specified in the method.

Sample Receipt:

Preservative not indicated on COC for GRO. Received containers preserved with HCl.

Analytical:

TCL Volatile Organic Compounds

Batch: 196592

Laboratory control sample (LCS) exceedances identified; see QC summary. Exceedances meet marginal exceedance criteria.

Analytical:

TCL Volatiles plus Oxygenates

Batch: 196552

Continuing calibration verification standard (CCV) meets method criteria in that more than 80% of analytes are within acceptance limits, see QC summary.

NELAP accreditation was held for all analyses performed unless noted below. See www.phaseonline.com for complete PSS scope of accreditation.

PHASE SEPARATION SCIENCE

6630 Baltimore National Pike
Baltimore, MD 21228
410-747-8770
800-932-9047
www.phaseonline.com

Lab Chronology

Project Name: Chestertown LSI
PSS Project No.: 22081811

Method	Client Sample ID	Analysis Type	PSS Sample ID	Mtx	Prep Batch	Analytical Batch	Prepared	Analyzed
SW-846 8015C DRO	TW-3	Initial	22081811-003	W	91979	196558	08/22/2022 09:14	08/22/2022 12:46
	TW-4	Initial	22081811-005	W	91979	196558	08/22/2022 09:14	08/22/2022 13:11
	TW-6	Initial	22081811-007	W	91979	196558	08/22/2022 09:14	08/22/2022 13:36
	91979-1-BKS	BKS	91979-1-BKS	W	91979	196558	08/22/2022 09:14	08/22/2022 11:56
	91979-1-BLK	BLK	91979-1-BLK	W	91979	196558	08/22/2022 09:14	08/22/2022 11:31
	91979-1-BSD	BSD	91979-1-BSD	W	91979	196558	08/22/2022 09:14	08/22/2022 12:21
	TW-1	Initial	22081811-001	W	91979	196560	08/22/2022 09:14	08/22/2022 11:56
	TW-2	Initial	22081811-002	W	91979	196560	08/22/2022 09:14	08/22/2022 12:21
	TW-7	Initial	22081811-004	W	91979	196560	08/22/2022 09:14	08/22/2022 12:46
	TW-5	Initial	22081811-006	W	91979	196560	08/22/2022 09:14	08/22/2022 13:11
	TW-8	Initial	22081811-008	W	91979	196560	08/22/2022 09:14	08/22/2022 13:36
SW-846 8015C GRO	TW-1	Initial	22081811-001	W	92010	196568	08/22/2022 08:45	08/22/2022 13:21
	TW-2	Initial	22081811-002	W	92010	196568	08/22/2022 08:45	08/22/2022 13:44
	TW-3	Initial	22081811-003	W	92010	196568	08/22/2022 08:45	08/22/2022 14:07
	TW-7	Initial	22081811-004	W	92010	196568	08/22/2022 08:45	08/22/2022 14:30
	TW-4	Initial	22081811-005	W	92010	196568	08/22/2022 08:45	08/22/2022 14:53
	TW-5	Initial	22081811-006	W	92010	196568	08/22/2022 08:45	08/22/2022 15:16
	TW-6	Initial	22081811-007	W	92010	196568	08/22/2022 08:45	08/22/2022 15:39
	TW-8	Initial	22081811-008	W	92010	196568	08/22/2022 08:45	08/22/2022 16:02
	92010-2-BKS	BKS	92010-2-BKS	W	92010	196568	08/22/2022 08:45	08/22/2022 09:08
	92010-2-BLK	BLK	92010-2-BLK	W	92010	196568	08/22/2022 08:45	08/22/2022 11:49
	92010-2-BSD	BSD	92010-2-BSD	W	92010	196568	08/22/2022 08:45	08/22/2022 09:31
	Discharge Sample S	MS	22081808-001 S	W	92010	196568	08/22/2022 08:45	08/22/2022 10:40
	Discharge Sample SD	MSD	22081808-001 S	W	92010	196568	08/22/2022 08:45	08/22/2022 11:03
SW-846 8260 D	TW-1	Initial	22081811-001	W	92005	196552	08/22/2022 14:51	08/23/2022 00:49
	TW-2	Initial	22081811-002	W	92005	196552	08/22/2022 14:51	08/23/2022 01:11
	TW-3	Initial	22081811-003	W	92005	196552	08/22/2022 14:51	08/23/2022 01:34
	TW-7	Initial	22081811-004	W	92005	196552	08/22/2022 14:51	08/23/2022 01:57
	92005-1-BKS	BKS	92005-1-BKS	W	92005	196552	08/22/2022 14:51	08/22/2022 14:51
	92005-1-BLK	BLK	92005-1-BLK	W	92005	196552	08/22/2022 14:51	08/22/2022 16:51
	MW-6 S	MS	22081202-006 S	W	92005	196552	08/22/2022 14:51	08/22/2022 17:59
	MW-6 SD	MSD	22081202-006 S	W	92005	196552	08/22/2022 14:51	08/22/2022 18:22
	TW-4	Initial	22081811-005	W	92019	196592	08/23/2022 09:40	08/23/2022 11:40
	TW-5	Initial	22081811-006	W	92019	196592	08/23/2022 09:40	08/23/2022 13:13
	TW-6	Initial	22081811-007	W	92019	196592	08/23/2022 09:40	08/23/2022 12:03
	TW-8	Initial	22081811-008	W	92019	196592	08/23/2022 09:40	08/23/2022 12:26
	92019-1-BKS	BKS	92019-1-BKS	W	92019	196592	08/23/2022 09:40	08/23/2022 09:40
	92019-1-BLK	BLK	92019-1-BLK	W	92019	196592	08/23/2022 09:40	08/23/2022 11:17
	TW-4 S	MS	22081811-005 S	W	92019	196592	08/23/2022 09:40	08/23/2022 14:44
	TW-4 SD	MSD	22081811-005 S	W	92019	196592	08/23/2022 09:40	08/23/2022 15:07

PHASE SEPARATION SCIENCE

6630 Baltimore National Pike
Baltimore, MD 21228
410-747-8770
800-932-9047
www.phaseonline.com

QC Summary

Project Name Chestertown LSI
PSS Project No.: 22081811

Analytical Method: SW-846 8015C DRO Prep Method: SW3510C
Seq Number: 196558 Matrix: Water Date Prep: 08/22/22
MB Sample Id: 91979-1-BLK LCS Sample Id: 91979-1-BKS LCSD Sample Id: 91979-1-BSD

Parameter	MB Result	Spike Amount	LCS Result	LCS %Rec	LCSD Result	LCSD %Rec	Limits	RPD	RPD Limit	Units	Flag
TPH-DRO (Diesel Range Organics)	<0.1000	1.000	0.9552	96	0.9574	96	63-119	0	21	mg/L	

Surrogate	MB %Rec	MB Flag	LCS Result	LCS Flag	LCSD Result	LCSD Flag	Limits	Units
o-Terphenyl	91		88		89		52-100	%

Analytical Method: SW-846 8015C GRO Prep Method: SW5030B
Seq Number: 196568 Matrix: Water Date Prep: 08/22/22
MB Sample Id: 92010-2-BLK LCS Sample Id: 92010-2-BKS LCSD Sample Id: 92010-2-BSD

Parameter	MB Result	Spike Amount	LCS Result	LCS %Rec	LCSD Result	LCSD %Rec	Limits	RPD	RPD Limit	Units	Flag
TPH-GRO (Gasoline Range Organic:	<100	5000	4797	96	4444	89	76-122	8	20	ug/L	

Surrogate	MB %Rec	MB Flag	LCS Result	LCS Flag	LCSD Result	LCSD Flag	Limits	Units
a,a,a-Trifluorotoluene	86		95		94		79-114	%

PHASE SEPARATION SCIENCE

6630 Baltimore National Pike
Baltimore, MD 21228
410-747-8770
800-932-9047
www.phaseonline.com

QC Summary

Project Name Chestertown LSI
PSS Project No.: 22081811

Analytical Method: SW-846 8260 D Prep Method: SW5030B
Seq Number: 196552 Matrix: Water Date Prep: 08/22/22
MB Sample Id: 92005-1-BLK LCS Sample Id: 92005-1-BKS

Parameter	MB Result	Spike Amount	LCS Result	LCS %Rec	Limits	Units	Flag
Acetone	<5.000	50.00	46.36	93	49-154	ug/L	
Benzene	<1.000	50.00	50.47	101	76-112	ug/L	
Bromochloromethane	<1.000	50.00	53.26	107	74-119	ug/L	
Bromodichloromethane	<1.000	50.00	51.89	104	78-117	ug/L	
Bromoform	<1.000	50.00	54.52	109	69-123	ug/L	
Bromomethane	<1.000	50.00	49.20	98	42-118	ug/L	
2-Butanone (MEK)	<5.000	50.00	49.37	99	55-136	ug/L	
Carbon Disulfide	<1.000	50.00	49.52	99	80-124	ug/L	
Carbon tetrachloride	<1.000	50.00	50.02	100	77-119	ug/L	
Chlorobenzene	<1.000	50.00	52.22	104	76-114	ug/L	
Chloroethane	<1.000	50.00	44.48	89	61-113	ug/L	
Chloroform	<1.000	50.00	48.89	98	75-113	ug/L	
Chloromethane	<1.000	50.00	42.87	86	41-148	ug/L	
Cyclohexane	<1.000	50.00	49.39	99	76-135	ug/L	
1,2-Dibromo-3-chloropropane	<1.000	50.00	55.63	111	52-131	ug/L	
Dibromochloromethane	<1.000	50.00	51.55	103	79-121	ug/L	
1,2-Dibromoethane	<1.000	50.00	54.11	108	77-119	ug/L	
1,2-Dichlorobenzene	<1.000	50.00	58.73	117	75-121	ug/L	
1,3-Dichlorobenzene	<1.000	50.00	56.75	114	77-120	ug/L	
Dichlorodifluoromethane	<1.000	50.00	37.50	75	49-122	ug/L	
1,4-Dichlorobenzene	<1.000	50.00	56.82	114	76-118	ug/L	
1,1-Dichloroethane	<1.000	50.00	49.23	98	75-118	ug/L	
1,2-Dichloroethane	<1.000	50.00	47.93	96	72-115	ug/L	
cis-1,2-Dichloroethene	<1.000	50.00	52.13	104	75-119	ug/L	
1,1-Dichloroethene	<1.000	50.00	48.02	96	74-119	ug/L	
1,2-Dichloropropane	<1.000	50.00	50.48	101	76-115	ug/L	
cis-1,3-Dichloropropene	<1.000	50.00	50.27	101	83-122	ug/L	
trans-1,3-Dichloropropene	<1.000	50.00	50.71	101	76-118	ug/L	
trans-1,2-Dichloroethene	<1.000	50.00	50.86	102	73-121	ug/L	
Ethylbenzene	<1.000	50.00	51.79	104	78-118	ug/L	
2-Hexanone (MBK)	<5.000	50.00	52.25	105	55-136	ug/L	
Isopropylbenzene	<1.000	50.00	54.73	109	76-126	ug/L	
Methyl Acetate	<1.000	50.00	52.66	105	61-117	ug/L	
Methylcyclohexane	<1.000	50.00	50.68	101	82-126	ug/L	
Methylene chloride	<1.000	50.00	49.84	100	75-113	ug/L	
4-Methyl-2-Pentanone (MIBK)	<5.000	50.00	51.45	103	57-127	ug/L	
Methyl-t-Butyl Ether	<1.000	50.00	52.08	104	71-114	ug/L	
Naphthalene	<1.000	50.00	58.20	116	60-122	ug/L	
Styrene	<1.000	50.00	55.56	111	81-124	ug/L	
1,1,2,2-Tetrachloroethane	<1.000	50.00	57.87	116	66-123	ug/L	
Tetrachloroethene	<1.000	50.00	52.06	104	76-123	ug/L	
Toluene	<1.000	50.00	50.60	101	77-112	ug/L	
1,2,3-Trichlorobenzene	<1.000	50.00	59.56	119	73-129	ug/L	
1,2,4-Trichlorobenzene	<1.000	50.00	58.63	117	73-130	ug/L	
1,1,1-Trichloroethane	<1.000	50.00	49.52	99	79-118	ug/L	
Trichloroethene	<1.000	50.00	50.48	101	77-112	ug/L	
1,1,2-Trichloroethane	<1.000	50.00	52.81	106	75-115	ug/L	
Trichlorofluoromethane	<1.000	50.00	46.01	92	74-125	ug/L	
1,1,2-Trichlorotrifluoroethane	<1.000	50.00	47.55	95	77-123	ug/L	
Vinyl chloride	<1.000	50.00	40.05	80	53-151	ug/L	
m&p-Xylene	<2.000	100	104.6	105	79-121	ug/L	

PHASE SEPARATION SCIENCE

6630 Baltimore National Pike
Baltimore, MD 21228
410-747-8770
800-932-9047
www.phaseonline.com

QC Summary

Project Name Chestertown LSI
PSS Project No.: 22081811

Analytical Method: SW-846 8260 D

Prep Method: SW5030B
Seq Number: 196552
Matrix: Water
Date Prep: 08/22/22
MB Sample Id: 92005-1-BLK
LCS Sample Id: 92005-1-BKS

Parameter	MB Result	Spike Amount	LCS Result	LCS %Rec	Limits	Units	Flag
o-Xylene	<1.000	50.00	52.88	106	78-122	ug/L	

Surrogate	MB %Rec	MB Flag	LCS Result	LCS Flag	Limits	Units
4-Bromofluorobenzene	103		98		88-120	%
Dibromofluoromethane	101		101		92-107	%
Toluene-D8	99		100		95-106	%

PHASE SEPARATION SCIENCE

6630 Baltimore National Pike
Baltimore, MD 21228
410-747-8770
800-932-9047
www.phaseonline.com

QC Summary

Project Name Chestertown LSI
PSS Project No.: 22081811

Analytical Method: SW-846 8260 D Prep Method: SW5030B
Seq Number: 196592 Matrix: Water Date Prep: 08/23/22
MB Sample Id: 92019-1-BLK LCS Sample Id: 92019-1-BKS

Parameter	MB Result	Spike Amount	LCS Result	LCS %Rec	Limits	Units	Flag
Acetone	<5.000	50.00	46.04	92	49-154	ug/L	
Benzene	<1.000	50.00	56.54	113	76-112	ug/L	H
Bromochloromethane	<1.000	50.00	58.40	117	74-119	ug/L	
Bromodichloromethane	<1.000	50.00	57.33	115	78-117	ug/L	
Bromoform	<1.000	50.00	55.04	110	69-123	ug/L	
Bromomethane	<1.000	50.00	50.44	101	42-118	ug/L	
2-Butanone (MEK)	<5.000	50.00	50.60	101	55-136	ug/L	
Carbon Disulfide	<1.000	50.00	54.75	110	80-124	ug/L	
Carbon tetrachloride	<1.000	50.00	55.62	111	77-119	ug/L	
Chlorobenzene	<1.000	50.00	56.74	113	76-114	ug/L	
Chloroethane	<1.000	50.00	46.39	93	61-113	ug/L	
Chloroform	<1.000	50.00	54.22	108	75-113	ug/L	
Chloromethane	<1.000	50.00	47.94	96	41-148	ug/L	
Cyclohexane	<1.000	50.00	55.71	111	76-135	ug/L	
1,2-Dibromo-3-chloropropane	<1.000	50.00	50.52	101	52-131	ug/L	
Dibromochloromethane	<1.000	50.00	54.60	109	79-121	ug/L	
1,2-Dibromoethane	<1.000	50.00	56.97	114	77-119	ug/L	
1,2-Dichlorobenzene	<1.000	50.00	57.77	116	75-121	ug/L	
1,3-Dichlorobenzene	<1.000	50.00	57.74	115	77-120	ug/L	
Dichlorodifluoromethane	<1.000	50.00	41.93	84	49-122	ug/L	
1,4-Dichlorobenzene	<1.000	50.00	57.28	115	76-118	ug/L	
1,1-Dichloroethane	<1.000	50.00	55.27	111	75-118	ug/L	
1,2-Dichloroethane	<1.000	50.00	52.72	105	72-115	ug/L	
cis-1,2-Dichloroethene	<1.000	50.00	58.11	116	75-119	ug/L	
1,1-Dichloroethene	<1.000	50.00	54.41	109	74-119	ug/L	
1,2-Dichloropropane	<1.000	50.00	56.19	112	76-115	ug/L	
cis-1,3-Dichloropropene	<1.000	50.00	55.35	111	83-122	ug/L	
trans-1,3-Dichloropropene	<1.000	50.00	54.19	108	76-118	ug/L	
trans-1,2-Dichloroethene	<1.000	50.00	57.29	115	73-121	ug/L	
Ethylbenzene	<1.000	50.00	56.52	113	78-118	ug/L	
2-Hexanone (MBK)	<5.000	50.00	47.69	95	55-136	ug/L	
Isopropylbenzene	<1.000	50.00	57.69	115	76-126	ug/L	
Methyl Acetate	<1.000	50.00	56.20	112	61-117	ug/L	
Methylcyclohexane	<1.000	50.00	57.06	114	82-126	ug/L	
Methylene chloride	<1.000	50.00	55.57	111	75-113	ug/L	
4-Methyl-2-Pentanone (MIBK)	<5.000	50.00	49.64	99	57-127	ug/L	
Methyl-t-Butyl Ether	<1.000	50.00	56.52	113	71-114	ug/L	
Naphthalene	<1.000	50.00	52.94	106	60-122	ug/L	
Styrene	<1.000	50.00	58.75	118	81-124	ug/L	
1,1,2,2-Tetrachloroethane	<1.000	50.00	55.42	111	66-123	ug/L	
Tetrachloroethene	<1.000	50.00	57.29	115	76-123	ug/L	
Toluene	<1.000	50.00	56.36	113	77-112	ug/L	H
1,2,3-Trichlorobenzene	<1.000	50.00	55.27	111	73-129	ug/L	
1,2,4-Trichlorobenzene	<1.000	50.00	55.69	111	73-130	ug/L	
1,1,1-Trichloroethane	<1.000	50.00	54.56	109	79-118	ug/L	
Trichloroethene	<1.000	50.00	56.91	114	77-112	ug/L	H
1,1,2-Trichloroethane	<1.000	50.00	56.35	113	75-115	ug/L	
Trichlorofluoromethane	<1.000	50.00	50.89	102	74-125	ug/L	
1,1,2-Trichlorotrifluoroethane	<1.000	50.00	54.68	109	77-123	ug/L	
Vinyl chloride	<1.000	50.00	54.58	109	53-151	ug/L	
m&p-Xylene	<2.000	100	113.7	114	79-121	ug/L	

PHASE SEPARATION SCIENCE

6630 Baltimore National Pike
Baltimore, MD 21228
410-747-8770
800-932-9047
www.phaseonline.com

QC Summary

Project Name Chestertown LSI
PSS Project No.: 22081811

Analytical Method: SW-846 8260 D

Prep Method: SW5030B
Seq Number: 196592
Matrix: Water
Date Prep: 08/23/22
MB Sample Id: 92019-1-BLK
LCS Sample Id: 92019-1-BKS

Parameter	MB Result	Spike Amount	LCS Result	LCS %Rec	Limits	Units	Flag
o-Xylene	<1.000	50.00	57.07	114	78-122	ug/L	

Surrogate	MB %Rec	MB Flag	LCS Result	LCS Flag	Limits	Units
4-Bromofluorobenzene	101		97		88-120	%
Dibromofluoromethane	99		100		92-107	%
Toluene-D8	100		100		95-106	%

PHASE SEPARATION SCIENCE

6630 Baltimore National Pike
Baltimore, MD 21228
410-747-8770
800-932-9047
www.phaseonline.com

QC Summary

Project Name Chestertown LSI
PSS Project No.: 22081811

Analytical Method: SW-846 8260 D Prep Method: SW5030B
Seq Number: 196592 Matrix: Ground Water Date Prep: 08/23/22
Parent Sample Id: 22081811-005 MS Sample Id: 22081811-005 S MSD Sample Id: 22081811-005 SD

Parameter	Parent Result	Spike Amount	MS Result	MS %Rec	MSD Result	MSD %Rec	Limits	RPD	RPD Limit	Units	Flag
Acetone	<5.000	50.00	35.84	72	34.83	70	32-96	3	25	ug/L	
Benzene	<1.000	50.00	50.86	102	48.54	97	73-114	5	25	ug/L	
Bromochloromethane	<1.000	50.00	51.45	103	49.97	100	70-114	3	25	ug/L	
Bromodichloromethane	<1.000	50.00	49.76	100	47.95	96	71-118	4	25	ug/L	
Bromoform	<1.000	50.00	47.42	95	47.53	95	59-127	0	25	ug/L	
Bromomethane	<1.000	50.00	48.17	96	48.26	97	26-131	0	25	ug/L	
2-Butanone (MEK)	<5.000	50.00	42.37	85	42.47	85	45-109	0	25	ug/L	
Carbon Disulfide	<1.000	50.00	49.45	99	47.73	95	71-130	4	25	ug/L	
Carbon tetrachloride	<1.000	50.00	48.75	98	46.96	94	74-119	4	25	ug/L	
Chlorobenzene	<1.000	50.00	50.04	100	48.60	97	73-115	3	25	ug/L	
Chloroethane	<1.000	50.00	41.81	84	38.91	78	60-124	7	25	ug/L	
Chloroform	<1.000	50.00	48.01	96	46.23	92	70-113	4	25	ug/L	
Chloromethane	<1.000	50.00	42.71	85	39.76	80	32-170	7	25	ug/L	
Cyclohexane	<1.000	50.00	48.70	97	46.16	92	64-144	5	25	ug/L	
1,2-Dibromo-3-chloropropane	<1.000	50.00	45.18	90	45.97	92	48-140	2	25	ug/L	
Dibromochloromethane	<1.000	50.00	47.64	95	47.35	95	73-120	1	25	ug/L	
1,2-Dibromoethane	<1.000	50.00	50.68	101	50.02	100	71-119	1	25	ug/L	
1,2-Dichlorobenzene	<1.000	50.00	48.71	97	48.81	98	68-122	0	25	ug/L	
1,3-Dichlorobenzene	<1.000	50.00	47.81	96	47.67	95	69-122	0	25	ug/L	
Dichlorodifluoromethane	<1.000	50.00	40.65	81	37.83	76	61-118	7	25	ug/L	
1,4-Dichlorobenzene	<1.000	50.00	47.45	95	47.59	95	68-120	0	25	ug/L	
1,1-Dichloroethane	<1.000	50.00	49.19	98	46.60	93	68-122	5	25	ug/L	
1,2-Dichloroethane	<1.000	50.00	46.62	93	44.62	89	61-120	4	25	ug/L	
cis-1,2-Dichloroethene	<1.000	50.00	51.86	104	50.03	100	71-116	4	25	ug/L	
1,1-Dichloroethene	<1.000	50.00	49.24	98	46.95	94	69-120	5	25	ug/L	
1,2-Dichloropropane	<1.000	50.00	49.76	100	47.79	96	69-119	4	25	ug/L	
cis-1,3-Dichloropropene	<1.000	50.00	47.20	94	46.58	93	72-123	1	25	ug/L	
trans-1,3-Dichloropropene	<1.000	50.00	46.24	92	45.33	91	67-123	2	25	ug/L	
trans-1,2-Dichloroethene	<1.000	50.00	51.66	103	48.79	98	70-118	6	25	ug/L	
Ethylbenzene	<1.000	50.00	49.48	99	47.55	95	74-121	4	25	ug/L	
2-Hexanone (MBK)	<5.000	50.00	43.56	87	42.09	84	44-131	3	25	ug/L	
Isopropylbenzene	<1.000	50.00	48.49	97	48.40	97	68-131	0	25	ug/L	
Methyl Acetate	<1.000	50.00	48.86	98	47.35	95	55-117	3	25	ug/L	
Methylcyclohexane	<1.000	50.00	43.67	87	41.31	83	71-126	6	25	ug/L	
Methylene chloride	<1.000	50.00	49.66	99	47.49	95	72-114	4	25	ug/L	
4-Methyl-2-Pentanone (MIBK)	<5.000	50.00	45.92	92	44.27	89	49-133	4	25	ug/L	
Methyl-t-Butyl Ether	<1.000	50.00	49.26	99	48.39	97	67-112	2	25	ug/L	
Naphthalene	<1.000	50.00	44.30	89	45.20	90	53-128	2	25	ug/L	
Styrene	<1.000	50.00	51.10	102	49.25	99	75-126	4	25	ug/L	
1,1,2,2-Tetrachloroethane	<1.000	50.00	51.08	102	51.45	103	61-125	1	25	ug/L	
Tetrachloroethene	<1.000	50.00	49.89	100	47.51	95	71-121	5	25	ug/L	
Toluene	<1.000	50.00	49.89	100	47.77	96	71-115	4	25	ug/L	
1,2,3-Trichlorobenzene	<1.000	50.00	40.24	80	41.05	82	60-124	2	25	ug/L	
1,2,4-Trichlorobenzene	<1.000	50.00	39.21	78	39.82	80	57-126	2	25	ug/L	
1,1,1-Trichloroethane	<1.000	50.00	48.71	97	47.02	94	72-121	4	25	ug/L	
Trichloroethene	<1.000	50.00	50.56	101	48.64	97	72-115	4	25	ug/L	
1,1,2-Trichloroethane	<1.000	50.00	50.30	101	48.97	98	70-114	3	25	ug/L	
Trichlorofluoromethane	<1.000	50.00	46.53	93	44.00	88	66-130	6	25	ug/L	
1,1,2-Trichlorotrifluoroethane	<1.000	50.00	48.57	97	46.32	93	71-121	5	25	ug/L	
Vinyl chloride	<1.000	50.00	45.89	92	43.98	88	40-160	4	25	ug/L	
m&p-Xylene	<2.000	100	98.88	99	94.58	95	73-125	4	25	ug/L	

PHASE SEPARATION SCIENCE

6630 Baltimore National Pike
Baltimore, MD 21228
410-747-8770
800-932-9047
www.phaseonline.com

QC Summary

Project Name Chestertown LSI
PSS Project No.: 22081811

Analytical Method: SW-846 8260 D Prep Method: SW5030B
Seq Number: 196592 Matrix: Ground Water Date Prep: 08/23/22
Parent Sample Id: 22081811-005 MS Sample Id: 22081811-005 S MSD Sample Id: 22081811-005 SD

Parameter	Parent Result	Spike Amount	MS Result	MS %Rec	MSD Result	MSD %Rec	Limits	RPD	RPD Limit	Units	Flag
o-Xylene	<1.000	50.00	49.96	100	48.04	96	71-126	4	25	ug/L	

Surrogate	MS Result	MS Flag	MSD Result	MSD Flag	Limits	Units
4-Bromofluorobenzene	98		98		88-120	%
Dibromofluoromethane	98		99		92-107	%
Toluene-D8	99		98		95-106	%

F = RPD exceeded the laboratory control limits
X = Recovery of MS, MSD or both outside of QC Criteria
H= Recovery of BS,BSD or both exceeded the laboratory control limits
L = Recovery of BS,BSD or both below the laboratory control limits

Analytical Method: SW-846 8015 C TCLP
Seq Number: 196558 Matrix: Water
CCV Sample Id: CCV-R2 Analyzed Date: 08/22/22 18:36

Parameter	Spike Amount	CCV Result	CCV %Rec	Limits	Units	Flag
TPH-DRO (Diesel Range Organics)	2500	2426	97	80-120	mg/L	

Surrogate	CCV Result	Limits	Units	Flag
o-Terphenyl	87	80-120	%	

Analytical Method: SW-846 8015 C TCLP
Seq Number: 192711 Matrix: Water
Parent Sample Id: ICV-01 ICV Sample Id: ICV-01 Analyzed Date: 03/29/22 16:06

Parameter	Spike Amount	ICV Result	ICV %Rec	Limits	Units	Flag
TPH-DRO (Diesel Range Organics)	2500	2418	97	80-120	mg/L	

Surrogate	ICV Result	Limits	Units	Flag
o-Terphenyl	97	80-120	%	

Analytical Method: SW-846 8015C DRO
Seq Number: 196558 Matrix: Water
CCV Sample Id: CCV-R1 Analyzed Date: 08/22/22 10:38

Parameter	Spike Amount	CCV Result	CCV %Rec	Limits	Units	Flag
TPH-DRO (Diesel Range Organics)	2500	2367	95	80-120	mg/L	

Surrogate	CCV Result	Limits	Units	Flag
o-Terphenyl	89	80-120	%	

Analytical Method: SW-846 8015C DRO
Seq Number: 196560 Matrix: Water
CCV Sample Id: CCV-F1 Analyzed Date: 08/22/22 10:38

Parameter	Spike Amount	CCV Result	CCV %Rec	Limits	Units	Flag
TPH-DRO (Diesel Range Organics)	2500	2600	104	80-120	mg/L	

Surrogate	CCV Result	Limits	Units	Flag
o-Terphenyl	96	80-120	%	

Analytical Method: SW-846 8015C DRO
Seq Number: 196560 Matrix: Water
CCV Sample Id: CCV-F2 Analyzed Date: 08/22/22 18:36

Parameter	Spike Amount	CCV Result	CCV %Rec	Limits	Units	Flag
TPH-DRO (Diesel Range Organics)	2500	2757	110	80-120	mg/L	

Surrogate	CCV Result	Limits	Units	Flag
o-Terphenyl	109	80-120	%	

Analytical Method: SW-846 8015C DRO
Seq Number: 191075 Matrix: Water
Parent Sample Id: ICV-01 ICV Sample Id: ICV-01 Analyzed Date: 01/27/22 17:43

Parameter	Spike Amount	ICV Result	ICV %Rec	Limits	Units	Flag
TPH-DRO (Diesel Range Organics)	2500	2796	112	80-120	mg/L	

Surrogate	ICV Result	Limits	Units	Flag
o-Terphenyl	113	80-120	%	

Analytical Method: SW-846 8015C GRO
Seq Number: 196568 Matrix: Water
CCV Sample Id: CCV, GRO-1 Analyzed Date: 08/22/22 08:45

Parameter	Spike Amount	CCV Result	CCV %Rec	Limits	Units	Flag
TPH-GRO (Gasoline Range Organic:	5000	4765	95	80-120	ug/L	

Surrogate	CCV Result	Limits	Units	Flag
a,a,a-Trifluorotoluene	93	80-120	%	

Analytical Method: SW-846 8015C GRO
Seq Number: 196568 Matrix: Water
CCV Sample Id: CCV, GRO-2 Analyzed Date: 08/22/22 16:48

Parameter	Spike Amount	CCV Result	CCV %Rec	Limits	Units	Flag
TPH-GRO (Gasoline Range Organic:	5000	4817	96	80-120	ug/L	

Surrogate	CCV Result	Limits	Units	Flag
a,a,a-Trifluorotoluene	93	80-120	%	

PHASE SEPARATION SCIENCE

6630 Baltimore National Pike
Baltimore, MD 21228
410-747-8770
800-932-9047
www.phaseonline.com

QC Summary

Project Name Chestertown LSI
PSS Project No.: 22081811

Analytical Method: SW-846 8260 D

Seq Number: 196552 Matrix: Water

CCV Sample Id: CCV-01 Analyzed Date: 08/22/22 14:51

Parameter	Spike Amount	CCV Result	CCV %Rec	Limits	Units	Flag
Acetone	50.00	46.36	93	80-120	ug/L	
Benzene	50.00	50.47	101	80-120	ug/L	
Bromochloromethane	50.00	53.26	107	80-120	ug/L	
Bromodichloromethane	50.00	51.89	104	80-120	ug/L	
Bromoform	50.00	54.52	109	80-120	ug/L	
Bromomethane	50.00	49.20	98	80-120	ug/L	
2-Butanone (MEK)	50.00	49.37	99	80-120	ug/L	
Carbon Disulfide	50.00	49.52	99	80-120	ug/L	
Carbon tetrachloride	50.00	50.02	100	80-120	ug/L	
Chlorobenzene	50.00	52.22	104	80-120	ug/L	
Chloroethane	50.00	44.48	89	80-120	ug/L	
Chloroform	50.00	48.89	98	80-120	ug/L	
Chloromethane	50.00	42.87	86	80-120	ug/L	
Cyclohexane	50.00	49.39	99	80-120	ug/L	
1,2-Dibromo-3-chloropropane	50.00	55.63	111	80-120	ug/L	
Dibromochloromethane	50.00	51.55	103	80-120	ug/L	
1,2-Dibromoethane	50.00	54.11	108	80-120	ug/L	
1,2-Dichlorobenzene	50.00	58.73	117	80-120	ug/L	
1,3-Dichlorobenzene	50.00	56.75	114	80-120	ug/L	
Dichlorodifluoromethane	50.00	37.50	75	80-120	ug/L	X
1,4-Dichlorobenzene	50.00	56.82	114	80-120	ug/L	
1,1-Dichloroethane	50.00	49.23	98	80-120	ug/L	
1,2-Dichloroethane	50.00	47.93	96	80-120	ug/L	
cis-1,2-Dichloroethene	50.00	52.13	104	80-120	ug/L	
1,1-Dichloroethene	50.00	48.02	96	80-120	ug/L	
1,2-Dichloropropane	50.00	50.48	101	80-120	ug/L	
cis-1,3-Dichloropropene	50.00	50.27	101	80-120	ug/L	
trans-1,3-Dichloropropene	50.00	50.71	101	80-120	ug/L	
trans-1,2-Dichloroethene	50.00	50.86	102	80-120	ug/L	
Ethylbenzene	50.00	51.79	104	80-120	ug/L	
2-Hexanone (MBK)	50.00	52.25	105	80-120	ug/L	
Isopropylbenzene	50.00	54.73	109	80-120	ug/L	
Methyl Acetate	50.00	52.66	105	80-120	ug/L	
Methylcyclohexane	50.00	50.68	101	80-120	ug/L	
Methylene chloride	50.00	49.84	100	80-120	ug/L	
4-Methyl-2-Pentanone (MIBK)	50.00	51.45	103	80-120	ug/L	
Methyl-t-Butyl Ether	50.00	52.08	104	80-120	ug/L	
Naphthalene	50.00	58.20	116	80-120	ug/L	
Styrene	50.00	55.56	111	80-120	ug/L	
1,1,2,2-Tetrachloroethane	50.00	57.87	116	80-120	ug/L	
Tetrachloroethene	50.00	52.06	104	80-120	ug/L	
Toluene	50.00	50.60	101	80-120	ug/L	
1,2,3-Trichlorobenzene	50.00	59.56	119	80-120	ug/L	
1,2,4-Trichlorobenzene	50.00	58.63	117	80-120	ug/L	
1,1,1-Trichloroethane	50.00	49.52	99	80-120	ug/L	
Trichloroethene	50.00	50.48	101	80-120	ug/L	
1,1,2-Trichloroethane	50.00	52.81	106	80-120	ug/L	
Trichlorofluoromethane	50.00	46.01	92	80-120	ug/L	
1,1,2-Trichlorotrifluoroethane	50.00	47.55	95	80-120	ug/L	
Vinyl chloride	50.00	40.05	80	80-120	ug/L	
m&p-Xylene	100	104.6	105	80-120	ug/L	

PHASE SEPARATION SCIENCE

6630 Baltimore National Pike
Baltimore, MD 21228
410-747-8770
800-932-9047
www.phaseonline.com

QC Summary

Project Name Chestertown LSI
PSS Project No.: 22081811

Analytical Method: SW-846 8260 D

Seq Number: 196552 Matrix: Water

CCV Sample Id: CCV-01 Analyzed Date: 08/22/22 14:51

Parameter	Spike Amount	CCV Result	CCV %Rec	Limits	Units	Flag
o-Xylene	50.00	52.88	106	80-120	ug/L	

Surrogate	CCV Result	Limits	Units	Flag
4-Bromofluorobenzene	98	80-120	%	
Dibromofluoromethane	101	80-120	%	
Toluene-D8	100	80-120	%	

PHASE SEPARATION SCIENCE

6630 Baltimore National Pike
Baltimore, MD 21228
410-747-8770
800-932-9047
www.phaseonline.com

QC Summary

Project Name Chestertown LSI
PSS Project No.: 22081811

Analytical Method: SW-846 8260 D

Seq Number: 196592 Matrix: Water

CCV Sample Id: CCV-01 Analyzed Date: 08/23/22 09:40

Parameter	Spike Amount	CCV Result	CCV %Rec	Limits	Units	Flag
Acetone	50.00	46.04	92	80-120	ug/L	
Benzene	50.00	56.54	113	80-120	ug/L	
Bromochloromethane	50.00	58.40	117	80-120	ug/L	
Bromodichloromethane	50.00	57.33	115	80-120	ug/L	
Bromoform	50.00	55.04	110	80-120	ug/L	
Bromomethane	50.00	50.44	101	80-120	ug/L	
2-Butanone (MEK)	50.00	50.60	101	80-120	ug/L	
Carbon Disulfide	50.00	54.75	110	80-120	ug/L	
Carbon tetrachloride	50.00	55.62	111	80-120	ug/L	
Chlorobenzene	50.00	56.74	113	80-120	ug/L	
Chloroethane	50.00	46.39	93	80-120	ug/L	
Chloroform	50.00	54.22	108	80-120	ug/L	
Chloromethane	50.00	47.94	96	80-120	ug/L	
Cyclohexane	50.00	55.71	111	80-120	ug/L	
1,2-Dibromo-3-chloropropane	50.00	50.52	101	80-120	ug/L	
Dibromochloromethane	50.00	54.60	109	80-120	ug/L	
1,2-Dibromoethane	50.00	56.97	114	80-120	ug/L	
1,2-Dichlorobenzene	50.00	57.77	116	80-120	ug/L	
1,3-Dichlorobenzene	50.00	57.74	115	80-120	ug/L	
Dichlorodifluoromethane	50.00	41.93	84	80-120	ug/L	
1,4-Dichlorobenzene	50.00	57.28	115	80-120	ug/L	
1,1-Dichloroethane	50.00	55.27	111	80-120	ug/L	
1,2-Dichloroethane	50.00	52.72	105	80-120	ug/L	
cis-1,2-Dichloroethene	50.00	58.11	116	80-120	ug/L	
1,1-Dichloroethene	50.00	54.41	109	80-120	ug/L	
1,2-Dichloropropane	50.00	56.19	112	80-120	ug/L	
cis-1,3-Dichloropropene	50.00	55.35	111	80-120	ug/L	
trans-1,3-Dichloropropene	50.00	54.19	108	80-120	ug/L	
trans-1,2-Dichloroethene	50.00	57.29	115	80-120	ug/L	
Ethylbenzene	50.00	56.52	113	80-120	ug/L	
2-Hexanone (MBK)	50.00	47.69	95	80-120	ug/L	
Isopropylbenzene	50.00	57.69	115	80-120	ug/L	
Methyl Acetate	50.00	56.20	112	80-120	ug/L	
Methylcyclohexane	50.00	57.06	114	80-120	ug/L	
Methylene chloride	50.00	55.57	111	80-120	ug/L	
4-Methyl-2-Pentanone (MIBK)	50.00	49.64	99	80-120	ug/L	
Methyl-t-Butyl Ether	50.00	56.52	113	80-120	ug/L	
Naphthalene	50.00	52.94	106	80-120	ug/L	
Styrene	50.00	58.75	118	80-120	ug/L	
1,1,2,2-Tetrachloroethane	50.00	55.42	111	80-120	ug/L	
Tetrachloroethene	50.00	57.29	115	80-120	ug/L	
Toluene	50.00	56.36	113	80-120	ug/L	
1,2,3-Trichlorobenzene	50.00	55.27	111	80-120	ug/L	
1,2,4-Trichlorobenzene	50.00	55.69	111	80-120	ug/L	
1,1,1-Trichloroethane	50.00	54.56	109	80-120	ug/L	
Trichloroethene	50.00	56.91	114	80-120	ug/L	
1,1,2-Trichloroethane	50.00	56.35	113	80-120	ug/L	
Trichlorofluoromethane	50.00	50.89	102	80-120	ug/L	
1,1,2-Trichlorotrifluoroethane	50.00	54.68	109	80-120	ug/L	
Vinyl chloride	50.00	54.58	109	80-120	ug/L	
m&p-Xylene	100	113.7	114	80-120	ug/L	

PHASE SEPARATION SCIENCE

6630 Baltimore National Pike
Baltimore, MD 21228
410-747-8770
800-932-9047
www.phaseonline.com

QC Summary

Project Name Chestertown LSI
PSS Project No.: 22081811

Analytical Method: SW-846 8260 D

Seq Number: 196592 Matrix: Water

CCV Sample Id: CCV-01 Analyzed Date: 08/23/22 09:40

Parameter	Spike Amount	CCV Result	CCV %Rec	Limits	Units	Flag
o-Xylene	50.00	57.07	114	80-120	ug/L	

Surrogate	CCV Result	Limits	Units	Flag
4-Bromofluorobenzene	97	80-120	%	
Dibromofluoromethane	100	80-120	%	
Toluene-D8	100	80-120	%	

PHASE SEPARATION SCIENCE

6630 Baltimore National Pike
Baltimore, MD 21228
410-747-8770
800-932-9047
www.phaseonline.com

QC Summary

Project Name Chestertown LSI
PSS Project No.: 22081811

Analytical Method: SW-846 8260 D

Seq Number: 196353 Matrix: Water
Parent Sample Id: ICV-01 ICV Sample Id: ICV-01 Analyzed Date: 08/15/22 13:39

Parameter	Spike Amount	ICV Result	ICV %Rec	Limits	Units	Flag
Acetone	50.00	54.16	108	70-130	ug/L	
Benzene	50.00	56.25	113	70-130	ug/L	
Bromochloromethane	50.00	56.97	114	70-130	ug/L	
Bromodichloromethane	50.00	57.61	115	70-130	ug/L	
Bromoform	50.00	54.78	110	70-130	ug/L	
Bromomethane	50.00	56.21	112	70-130	ug/L	
2-Butanone (MEK)	50.00	54.55	109	70-130	ug/L	
Carbon Disulfide	50.00	58.56	117	70-130	ug/L	
Carbon tetrachloride	50.00	57.52	115	70-130	ug/L	
Chlorobenzene	50.00	56.07	112	70-130	ug/L	
Chloroethane	50.00	53.53	107	70-130	ug/L	
Chloroform	50.00	54.47	109	70-130	ug/L	
Chloromethane	50.00	55.09	110	70-130	ug/L	
Cyclohexane	50.00	57.86	116	70-130	ug/L	
1,2-Dibromo-3-chloropropane	50.00	56.55	113	70-130	ug/L	
Dibromochloromethane	50.00	55.02	110	70-130	ug/L	
1,2-Dibromoethane	50.00	58.74	117	70-130	ug/L	
1,2-Dichlorobenzene	50.00	58.38	117	70-130	ug/L	
1,3-Dichlorobenzene	50.00	57.53	115	70-130	ug/L	
Dichlorodifluoromethane	50.00	54.21	108	70-130	ug/L	
1,4-Dichlorobenzene	50.00	57.33	115	70-130	ug/L	
1,1-Dichloroethane	50.00	56.41	113	70-130	ug/L	
1,2-Dichloroethane	50.00	54.50	109	70-130	ug/L	
cis-1,2-Dichloroethene	50.00	57.31	115	70-130	ug/L	
1,1-Dichloroethene	50.00	55.40	111	70-130	ug/L	
1,2-Dichloropropane	50.00	57.29	115	70-130	ug/L	
cis-1,3-Dichloropropene	50.00	55.82	112	70-130	ug/L	
trans-1,3-Dichloropropene	50.00	55.72	111	70-130	ug/L	
trans-1,2-Dichloroethene	50.00	56.84	114	70-130	ug/L	
Ethylbenzene	50.00	56.70	113	70-130	ug/L	
2-Hexanone (MBK)	50.00	56.67	113	70-130	ug/L	
Isopropylbenzene	50.00	59.62	119	70-130	ug/L	
Methyl Acetate	50.00	59.73	119	70-130	ug/L	
Methylcyclohexane	50.00	56.82	114	70-130	ug/L	
Methylene chloride	50.00	56.18	112	70-130	ug/L	
4-Methyl-2-Pentanone (MIBK)	50.00	58.27	117	70-130	ug/L	
Methyl-t-Butyl Ether	50.00	59.91	120	70-130	ug/L	
Naphthalene	50.00	58.87	118	70-130	ug/L	
Styrene	50.00	58.77	118	70-130	ug/L	
1,1,2,2-Tetrachloroethane	50.00	59.48	119	70-130	ug/L	
Tetrachloroethene	50.00	55.17	110	70-130	ug/L	
Toluene	50.00	55.21	110	70-130	ug/L	
1,2,3-Trichlorobenzene	50.00	58.23	116	70-130	ug/L	
1,2,4-Trichlorobenzene	50.00	57.72	115	70-130	ug/L	
1,1,1-Trichloroethane	50.00	56.98	114	70-130	ug/L	
Trichloroethene	50.00	56.37	113	70-130	ug/L	
1,1,2-Trichloroethane	50.00	56.36	113	70-130	ug/L	
Trichlorofluoromethane	50.00	54.73	109	70-130	ug/L	
1,1,2-Trichlorotrifluoroethane	50.00	55.17	110	70-130	ug/L	
Vinyl chloride	50.00	52.14	104	70-130	ug/L	
m&p-Xylene	100	112.6	113	70-130	ug/L	

PHASE SEPARATION SCIENCE

6630 Baltimore National Pike
Baltimore, MD 21228
410-747-8770
800-932-9047
www.phaseonline.com

QC Summary

Project Name Chestertown LSI
PSS Project No.: 22081811

Analytical Method: SW-846 8260 D

Seq Number: 196353 Matrix: Water
Parent Sample Id: ICV-01 ICV Sample Id: ICV-01 Analyzed Date: 08/15/22 13:39

Parameter	Spike Amount	ICV Result	ICV %Rec	Limits	Units	Flag
o-Xylene	50.00	56.32	113	70-130	ug/L	

Surrogate	ICV Result	Limits	Units	Flag
4-Bromofluorobenzene	102	70-130	%	
Dibromofluoromethane	101	70-130	%	
Toluene-D8	99	70-130	%	

X = Recovery outside of QC Criteria

PHASE SEPARATION SCIENCE

CHAIN OF CUSTODY FORM

All fields must be completed accurately. Shaded sections for lab use only.

www.phaseonline.com ~ info@phaseonline.com

6630 Baltimore National Pike • Suite 103-A • Baltimore, Maryland 21228 • (410) 747-8770 • (800) 932-9047

①

PSS CLIENT: Apex Cos	OFFICE LOCATION: Rockville	PSS Work Order #: 22081811	PAGE 1 OF 1
BILL TO (if different):	PHONE #: 301 417 0200	Matrix Codes: SW=Surface Water DW=Drinking Water GW=Ground Water WW=Waste Water O=Oil S=Soil SOL=Solid A=Air WI=Wipe	
CONTACT: CMentzer	EMAIL: CMentzer@apexcos.com		
PROJECT NAME: Chestertown LSI	PROJECT #: TOW029-0309016-22008272		
SITE LOCATION: Chestertown, MD	P.O. #:		
SAMPLER(S): Matt Fraioli	DW CERT #:		

②

PSS ID	SAMPLE IDENTIFICATION	DATE SAMPLED	TIME SAMPLED	MATRIX Use Codes	# OF CONTAINERS	SAMPLE TYPE: C=COMPOSITE G=GRAB	VOCs + naphth 8260	TPH DRO 8015	TPH GRO 8015
1	TW-1	08/16	0850	GW	7	G	X	X	X
2	TW-2	↓	0930	↓	↓	↓	↓	↓	↓
3	TW-3	↓	0950	↓	↓	↓	↓	↓	↓
4	TW-7	↓	1020	↓	↓	↓	↓	↓	↓
5	TW-4	08/17	0900	↓	↓	↓	↓	↓	↓
6	TW-5	↓	1000	↓	↓	↓	↓	↓	↓
7	TW-6	↓	1030	↓	↓	↓	↓	↓	↓
8	TW-8	↓	0930	↓	↓	↓	↓	↓	↓

Preservatives Use Codes: 1

Analysis/Method Required ③

Preservative Codes: 1 - HCL; 2 - H_2SO_4; 3 - HNO_3; 4 - NaOH; 5 - E624KIT; 6 - ICE; 7 - Sodium Thiosulfate; 8 - Ascorbic Acid; 9 - TerraCore Kit

⑤

Relinquished By:	Date	Time	Received By:
(1) [signature]	8/18/22	10:22	[signature]
(2) [signature]	8/18	11:00	[signature]
(3)			
(4)			

④

Requested TAT (One TAT per COC): ☒ 5-Day ☐ 3-Day ☐ 2-Day ☐ Next Day ☐ Emergency ☐ Other

STATE RESULTS REPORTED TO: ☐ MD ☐ DE ☐ PA ☐ VA ☐ WV ☐ OTHER

COMPLIANCE? ☐ DW ☐ WW

EDD FORMAT TYPE

Ice Present: PRES

Custody Seal: ABS

Coolers: 2 Temp: 0.6-4.6°C

Shipping Carrier: TTE

Special Instructions:

This chain of custody is a legal document. The client (PSS Client), by signing, or having client's agent sign, this "Chain of Custody Form", agrees to pay for the above requested services per the latest version of the Service Brochure of PSS-provided quotation including any and all attorney's or other reasonable fees if collection becomes necessary.

PHASE SEPARATION SCIENCE

6630 Baltimore National Pike
Baltimore, MD 21228
410-747-8770
800-932-9047
www.phaseonline.com

Sample Receipt Checklist

Project Name: Chestertown LSI
PSS Project No.: 22081811

Client Name	Apex Companies, LLC	**Received By**	Jillian Chapman
Disposal Date	09/22/2022	**Date Received**	08/18/2022 11:20:00 AM
		Delivered By	Trans Time Express
		Tracking No	Not Applicable
		Logged In By	Jillian Chapman

Shipping Container(s)

No. of Coolers 2

		Ice	Present
Custody Seal(s) Intact?	N/A	Temp (deg C)	4.6
Seal(s) Signed / Dated?	N/A	Temp Blank Present	No

Documentation

		Sampler Name	Matt Fraioli
COC agrees with sample labels?	Yes	MD DW Cert. No.	N/A
Chain of Custody	Yes		

Sample Container

		Custody Seal(s) Intact?	Not Applicable
Appropriate for Specified Analysis?	Yes	Seal(s) Signed / Dated	Not Applicable
Intact?	Yes		
Labeled and Labels Legible?	Yes		

Holding Time

		Total No. of Samples Received	8
All Samples Received Within Holding Time(s)?	Yes	Total No. of Containers Received	56

Preservation

Total Metals	(pH<2)	N/A
Dissolved Metals, filtered within 15 minutes of collection	(pH<2)	N/A
Orthophosphorus, filtered within 15 minutes of collection		N/A
Cyanides	(pH>12)	N/A
Sulfide	(pH>9)	N/A
TOC, DOC (field filtered), COD, Phenols	(pH<2)	N/A
TOX, TKN, NH3, Total Phos	(pH<2)	N/A
VOC, BTEX (VOA Vials Rcvd Preserved)	(pH<2)	Yes
Do VOA vials have zero headspace?		Yes
624 VOC (Rcvd at least one unpreserved VOA vial)		N/A
524 VOC (Rcvd with trip blanks)	(pH<2)	N/A

Comments: (Any "No" response must be detailed in the comments section below.)

For any improper preservation conditions, list sample ID, preservative added (reagent ID number) below as well as documentation of any client notification as well as client instructions. Samples for pH, chlorine and dissolved oxygen should be analyzed as soon as possible, preferably in the field at the time of sampling. Samples which require thermal preservation shall be considered acceptable when received at a temperature above freezing to 6°C. Samples that are hand delivered on the day that they are collected may not meet these criteria but shall be considered acceptable if there is evidence that the chilling process has begun such as arrival on ice.

Preservative not indicated on COC for GRO. Received containers preserved with HCl.

Samples Inspected/Checklist Completed By: Jillian Chapman Date: 08/18/2022

PM Review and Approval: Amber Confer Date: 08/18/2022

GANNETT FLEMING

www.gannettfleming.com

Steven M. Slatnick
10200 Grand Central Avenue, Suite 310
Owings Mills, MD 21117
443.562.1292
sslatnick@gfnet.com

Offices Worldwide