Groundwater & Environmental Services, Inc.

MARYLAND OFFICE

August 15, 2025

Ms. Ellen Jackson
Oil Control Program
Maryland Department of the Environment
1800 Washington Blvd.
Baltimore, Maryland 21230

RE: **SECOND QUARTER 2025 MONITORING REPORT**
High's #141 – Former Wally's Citgo
19200 Middletown Road
Parkton, Maryland
OCP Case #2006-0319-BA2

Dear Ms. Jackson,

Groundwater & Environmental Services, Inc. (GES), on behalf of High's of Baltimore (High's), is pleased to submit the *Second Quarter 2025 Monitoring Report* (QMR) for the abovementioned facility (Site).

In summary, the following activities were conducted for the Site during this monitoring period:

- Quarterly groundwater level gauging of all accessible onsite and offsite monitoring wells (35 total) was completed on June 9, 2025.
- Quarterly sampling of all accessible monitoring wells (20 total) was completed June 9 -13, 2025.
- One monitoring well (MW-10B) could not be gauged or sampled this period due to a parked car. Four monitoring wells (MW-19A, 19B, 20A, 20B) could not be gauged and/or sampled this period as the wells are located in an agricultural field which was inaccessible.
- The three onsite potable supply wells (PW-01, PW-02 and PW-03) were sampled on June 13, 2025.
- Quarterly point-of-entry treatment (POET) system sampling at 1606 Rayville Road was completed on June 10, 2025.
- Quarterly potable sampling was completed at 1608 Rayville Road on June 13, 2025 and at 1612 Rayville Road on June 11, 2025.

If you have any questions or would like additional information, please contact the undersigned at 800-220-3606, extension 3700 or 3726, respectively, or Herb Meade at 410-261-5450.

Sincerely,



Pete Reichardt
Senior Project Manager

Attachments

c: Ellen Jackson – MDE (2 additional hard copies, CD and e-copy)
Kevin Koepenick – Baltimore County DEPS (CD)
Herb Meade – High's (e-copy)
Jerry Phillips – 19200 Middletown Road (CD)
Gail Fissel – 1612 Rayville Road (CD)
File – GES-MD (PSID #1076772)

MDE Contact: Ms. Ellen Jackson, Maryland Department of the Environment

Consultant Contact: Mr. Peter Reichardt, Groundwater & Environmental Services, Inc. (GES), Odenton, MD

Responsible Party Contact: Mr. Herb Meade, High's of Baltimore (High's)

SITE DESCRIPTION

Site Use: High's Store #141 (Former Wally's Citgo) - Active service station that currently operates three double-walled steel underground storage tanks (USTs), one 12,000-gallon gasoline, one 10,000-gallon diesel, and one 8,000-gallon gasoline, and three 2,000-gallon heating oil aboveground storage tanks (ASTs).

Surrounding Area: Commercial and residential properties.

Sensitive Receptors: Potable Wells – The Site is served by three (3) onsite supply wells.

Surrounding commercial and residential properties are all served by potable wells.

Basements/Underground Receptors – The former Bait and Tackle Shop located adjacent to the Site contains a basement.

Surface Water/Wetlands – A tributary of Frog Hollow Creek is located approximately 1,500 feet to the west. The Pretty Boy Reservoir is located 1.14 miles southwest.

Hospitals/Childcare/Schools – None

Date of Most Recent Regulatory Correspondence: March 20, 2025 - MDE correspondence regarding High's pending monitoring well abandonment request.

Recent regulatory correspondence is documented in **Appendix A – Historical Activities Summary**.

MONITORING ACTIVITIES

Monitoring Well Sampling

Frequency: Quarterly. Montoring well sampling will remain on a quarterly basis until written approval of sampling plan changes is received per the the MDE correspondence *Second Quarter Monitoring Report - Request to Modify Groundwater Monitoring Response* dated December 12, 2017.

Laboratory Analyses: Full Suite VOCs, including oxygenates and naphthalene, via EPA Method 8260 and TPH-GRO and TPH-DRO via EPA Method 8015. Analytical data for monitoring wells is summarized in **Table 1**.

MONITORING ACTIVITIES (cont.)

Monitoring Well Gauging

Frequency: Routine gauging of select monitoring and former recovery wells is conducted quarterly.

Residential & Commercial Potable Well Sampling

Location:	Sampling Frequency:
1608 Rayville Road (formerly RW-4)	Quarterly
1612 Rayville Road	Quarterly
19200 Middletown Road (PW01, PW02, and PW03)	Semi-annually

Laboratory Analyses: Target VOCs List, including oxygenates and naphthalene, via EPA Method 524.2. Analytical data for potable wells is summarized in **Table 2 and Table 2-A**.

Note: 1614, 1616, 1620, 1624, and 1717 Rayville Road; and 19119, 19124, 19201, and 19222 Middletown Road were removed from the current monitoring program with MDE approval granted June 4, 2019.

Residential Potable Well POET System Sampling

Location:	Well Number(s):	Sampling Frequency:
1606 Rayville Road:	Unknown	Quarterly

Laboratory Analyses: Target VOCs List, including oxygenates and naphthalene, via EPA Method 524.2. Analytical data for POET systems is summarized in **Table 3**.

Note: CIFC was released from POET maintenance at 1612 Rayville Road by the MDE on June 4, 2019. The influent water at this location is now sampled quarterly.

Full laboratory reports and chains-of-custody for all sample locations are included as **Appendix B – Laboratory Reports and Chain of Custody Documentation** (on e-copy)

FIELD ACTIVITIES

Quarterly Groundwater Sampling Data Summary

Groundwater Sampling Dates:	June 9 – 13, 2025
# of Monitoring Wells in study area / Sampled:	40 / 20
Apparent Groundwater Flow Direction:	South and west based on groundwater elevations observed in monitoring wells, actual transport flows in bedrock in preferential pathways predominantly along bedrock strike NE to SW.

FIELD ACTIVITIES (cont.)

Maximum Concentrations:

Benzene:	4.8 J µg/L (MW-5) on June 13, 2025
MTBE:	12.0 µg/L (MW-14B and MW-15) on June 10 and 11, 2025
TPH-GRO:	3,600 µg/L (MW-5) on June 13, 2025
TPH-DRO:	16,000 B µg/L (MW-5) on June 13, 2025

J = value is estimated
B = constituent detected in laboratory blank

Residential/Commercial Potable Well & POET System Sampling Summary:

- Quarterly samples were collected from the influent, mid-fluent, and effluent locations of the POET system at 1606 Rayville Road on June 10, 2025.
- An influent-only potable sample was collected at 1608 Rayville Road residence on June 13, 2025.
- The influent-only potable sample was collected at 1612 Rayville Road residence on June 11, 2025.

All collected potable samples were analyzed for a target VOCs list via EPA Method 524.2.

Report Notes

-Analytical results for monitoring and potable wells for the Second Quarter 2025 period are summarized in **Table 2-A**

-Monitoring construction details are summarized in **Table 4**.

-Monitoring well sampling frequency and methodology for each individual well is summarized in **Table 5**.

-Monitoring well sampling data collection forms are attached in **Appendix C**.

-Groundwater concentration hydrographs for each individual monitoring and potable well are attached in **Appendix D**.

FUTURE ACTIVITIES

Third Quarter 2025:

- GES to continue quarterly sampling for monitoring wells and potable well locations during the Third Quarter 2025 monitoring period, unless otherwise directed by the MDE.
- A Monitoring Reduction Request Report for the High's Store #141, case #2006-0319-BA2, is anticipated for submission.

ATTACHMENTS

LIST OF FIGURES

Figure 1	Local Area Map
Figure 2	Site Map
Figure 3	Potable Well Location Map
Figure 4	Groundwater Contour Map – Shallow A Series Wells, June 9, 2025
Figure 5	Groundwater Contour Map – Deep B Series Wells, June 9, 2025
Figure 6	Monitoring Well Concentration Map, Second Quarter 2025
Figure 7	Potable Well Concentration Map, Second Quarter 2025

LIST OF TABLES

Table 1	Historical Groundwater Data Summary
Table 2	Historical Potable Well Data Summary
Table 2-A	GW and Potable Data Summary - 2Q 2025
Table 3	Historical POET System Data Summary
Table 4	Monitoring Well Construction Details
Table 5	Monitoring Well Sampling Method Summary

APPENDICES

Appendix A	Historical Activity Summary
Appendix B	Laboratory Reports and Chain of Custody Documentation (See Files on e-copy)
Appendix C	Monitoring Well Sampling Data Sheets
Appendix D	Concentration Hydrographs

FIGURES

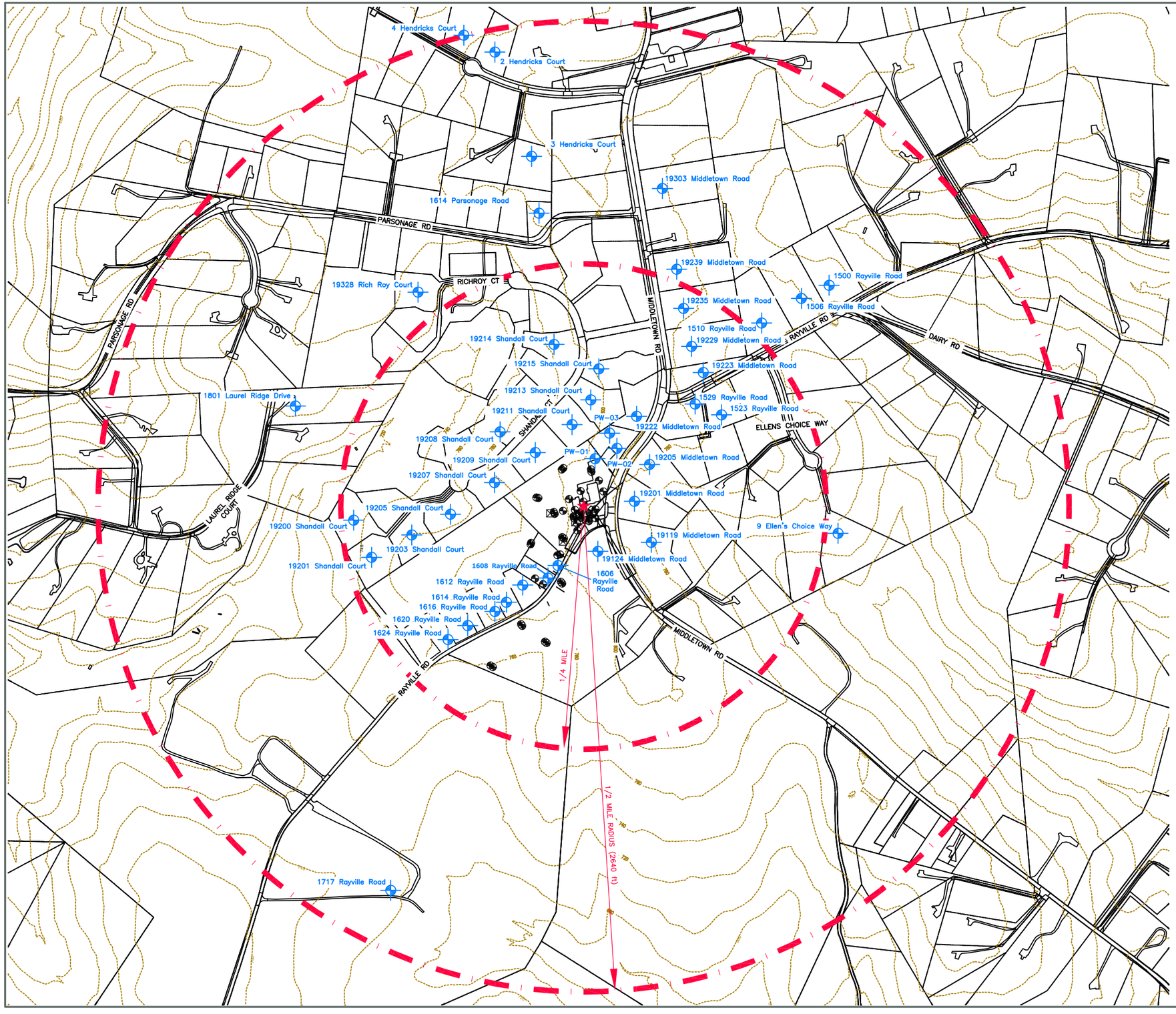

LEGEND

- SITE LOCATION
- PROPERTY BOUNDARY
- TOPOGRAPHIC CONTOUR (20 ft)
- SITE RADIUS
- TANK FIELD WELL
- MONITORING WELL
- RECOVERY WELL
- SOIL VAPOR EXTRACTION WELL
- APPROXIMATE POTABLE WELL LOCATION

SOURCE: BALTIMORE COUNTY GIS DATA, BASED ON MAP PROVIDED BY ENVIRONMENTAL ALLIANCE, INC. TITLED POTABLE WELL LOCATION MAP, DATED 8/19/2010.

Local Area Map

High's #141
19200 Middletown Road
Parkton, Maryland

Drawn: **WAW (NJ)**	Date: **7-31-15**
Designed: **SA**	Figure: **1**
Approved: **GR**	

Scale In Feet (Approximate)
0 550

Groundwater & Environmental Services, Inc.

M:\Graphics\0400-Crofton\Misc\Carroll Fuels\Carroll Fuels Parkton Wallys\Carroll Fuels Parkton Wallys LAM.dwg, 7/31/2015 12:36:19 PM, wwesterlund

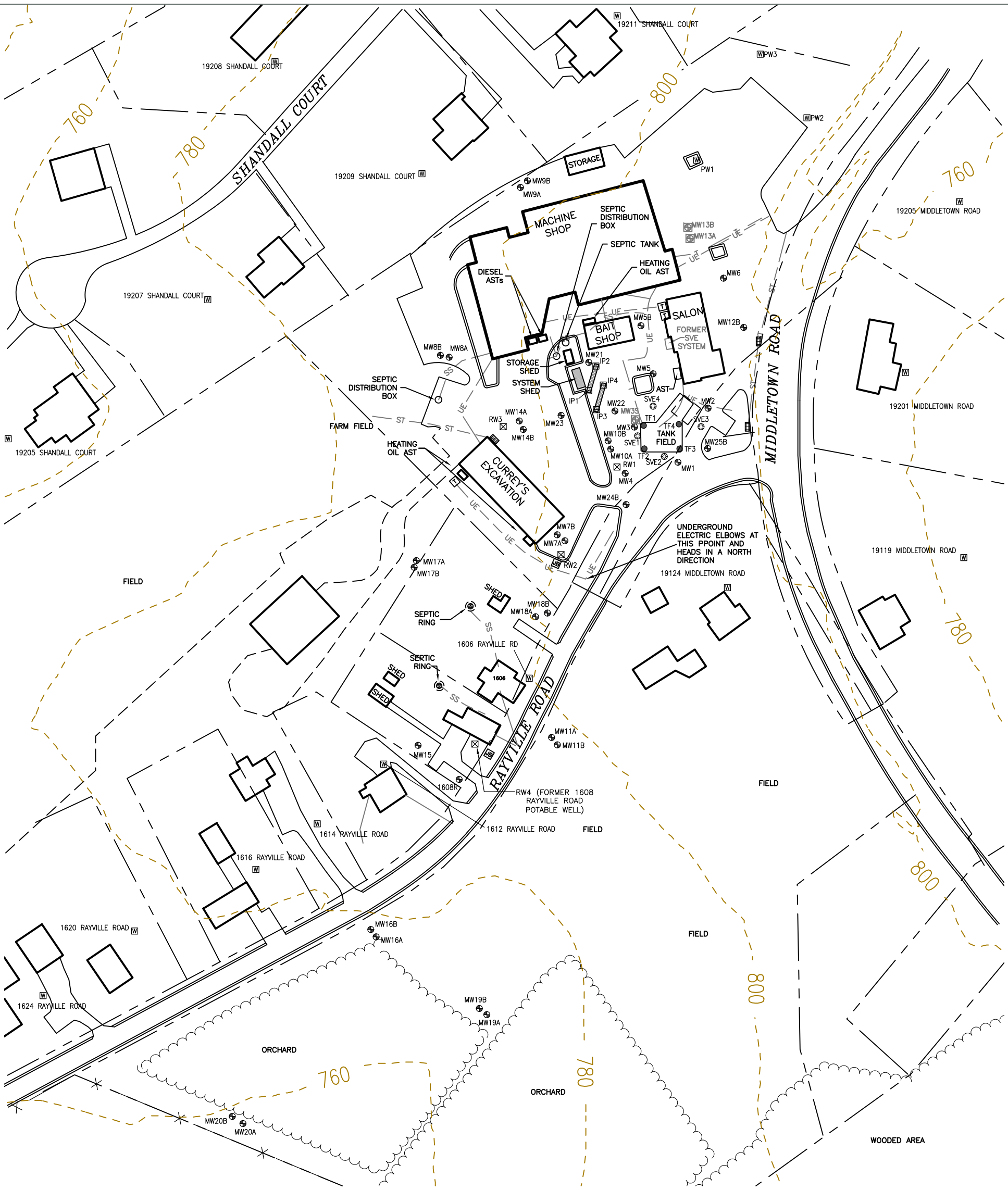

LEGEND

- PROPERTY BOUNDARY
- CATCH BASIN
- T — TRANSFORMER
- W — POTABLE WELL
- TANK FIELD WELL
- MONITORING WELL
- RECOVERY WELL
- SOIL VAPOR EXTRACTION WELL
- ABANDONED WELL
- INJECTION POINT
- SS — UNDERGROUND SANITARY SEWER LINE
- ST — UNDERGROUND STORM SEWER LINE
- T — UNDERGROUND TELEPHONE LINE
- UE — UNDERGROUND ELECTRIC LINE
- OHU — OVERHEAD UTILITY LINE
- SYSTEM SHED
- INFILTRATION GALLERY
- JB — REMEDIAL SYSTEM JUNCTION BOX

Site Map

High's #141
19200 Middletown Road
Parkton, Maryland

Drawn J.D.B.
Designed S.A.
Approved

Date 08/05/22
Figure 2

N

Scale In Feet
0 120

Groundwater & Environmental Services, Inc.

M:\Graphics\0400-CroftonMisc\Carroll Fuels\Carroll Fuels Parkton Wallys\Carroll Fuels Parkton Wallys SM.dwg, B-120 SM, 8/5/2022 10:28:46 AM, jbarnard

L:\Projects\CarrollFuels\ParktonMD\GIS\Maps\CarrollFuels_ParktonMD_Potable_Well_Location_Map.mxd - Scale 1:2,880 - Date: 10-25-23 - Time: [03:44 PM] - DCleland

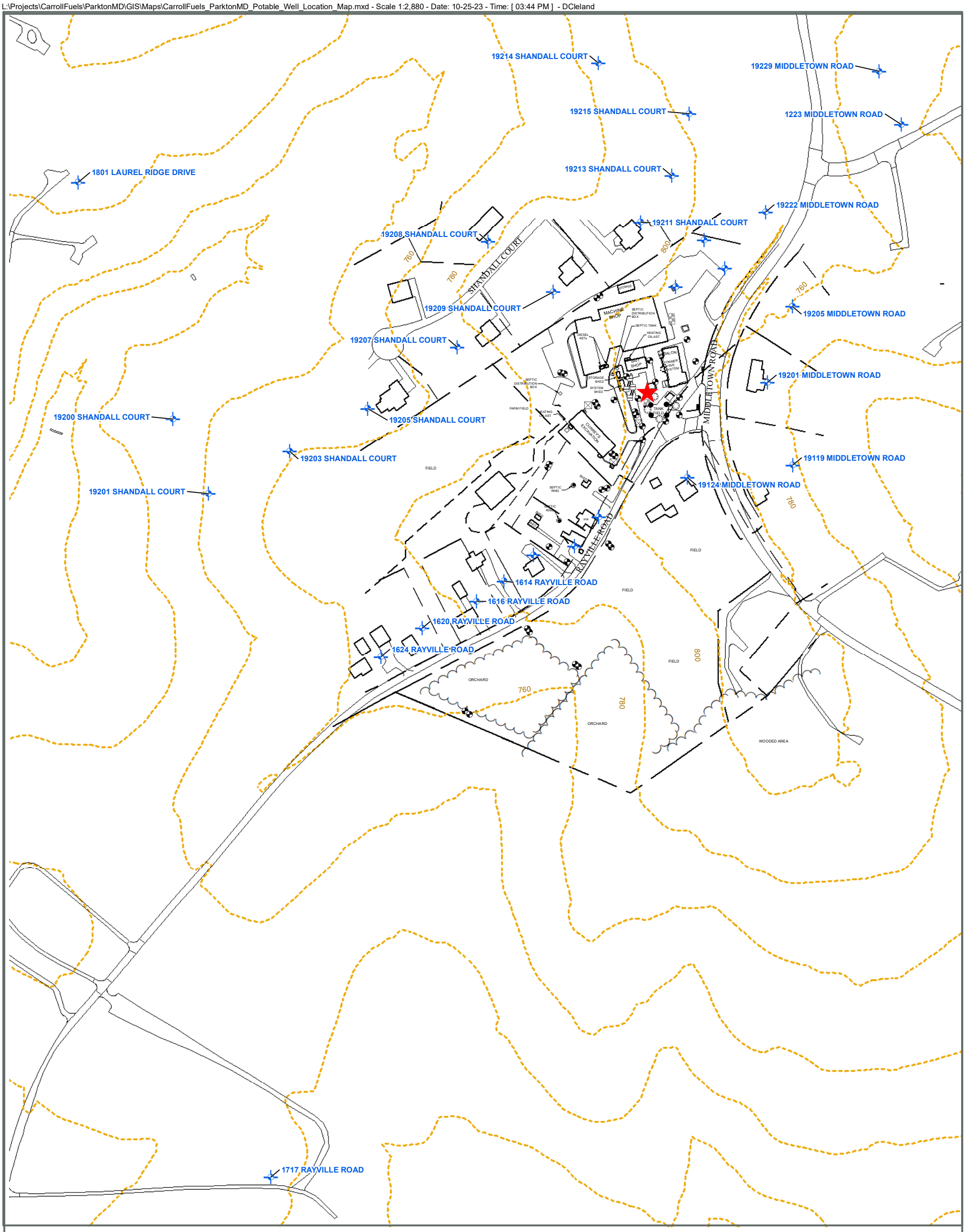

LEGEND

- PROPERTY BOUNDARY
- TOPOGRAPHIC CONTOURS (20 ft)
- POTABLE WELL
- TANK FIELD WELL
- MONITORING WELL
- RECOVERY WELL
- SOIL VAPOR EXTRACTION WELL
- ABANDONED MONITORING WELL
- INJECTION POINT
- SITE

Notes:
ug/L - Micrograms per liter
<# - Result was not detected above the indicated method detection limit
J - Result is between method detection limit and reporting limit
MTBE - Methyl tert-butyl ether

SOURCE: BALTMORE COUNTY GIS DATA, BASED ON MAP PROVIDED BY ENVIRONMENTAL ALLIANCE, INC. TITLED POTABLE WELL LOCATION MAP, DATED 8/19/2010.

Potable Well Location Map

High's #141
19200 Middletown Road
Parkton, Maryland

Drawn **JDB**
Designed **DMC**
Approved **-**
Date **10/25/23**
Figure **3**

Scale In Feet (Approximate)
0 240

Groundwater & Environmental Services, Inc.

N:\Blacksburg\Projects\CarrollFuels\ParktonMD\GIS\Maps\CarrollFuels_ParktonMD_Groundwater_Contour_Map_Shallow_2Q2025.mxd - Scale 1:1,440 - Date: 07-21-25 - Time: [08:03 AM] - jbarnard

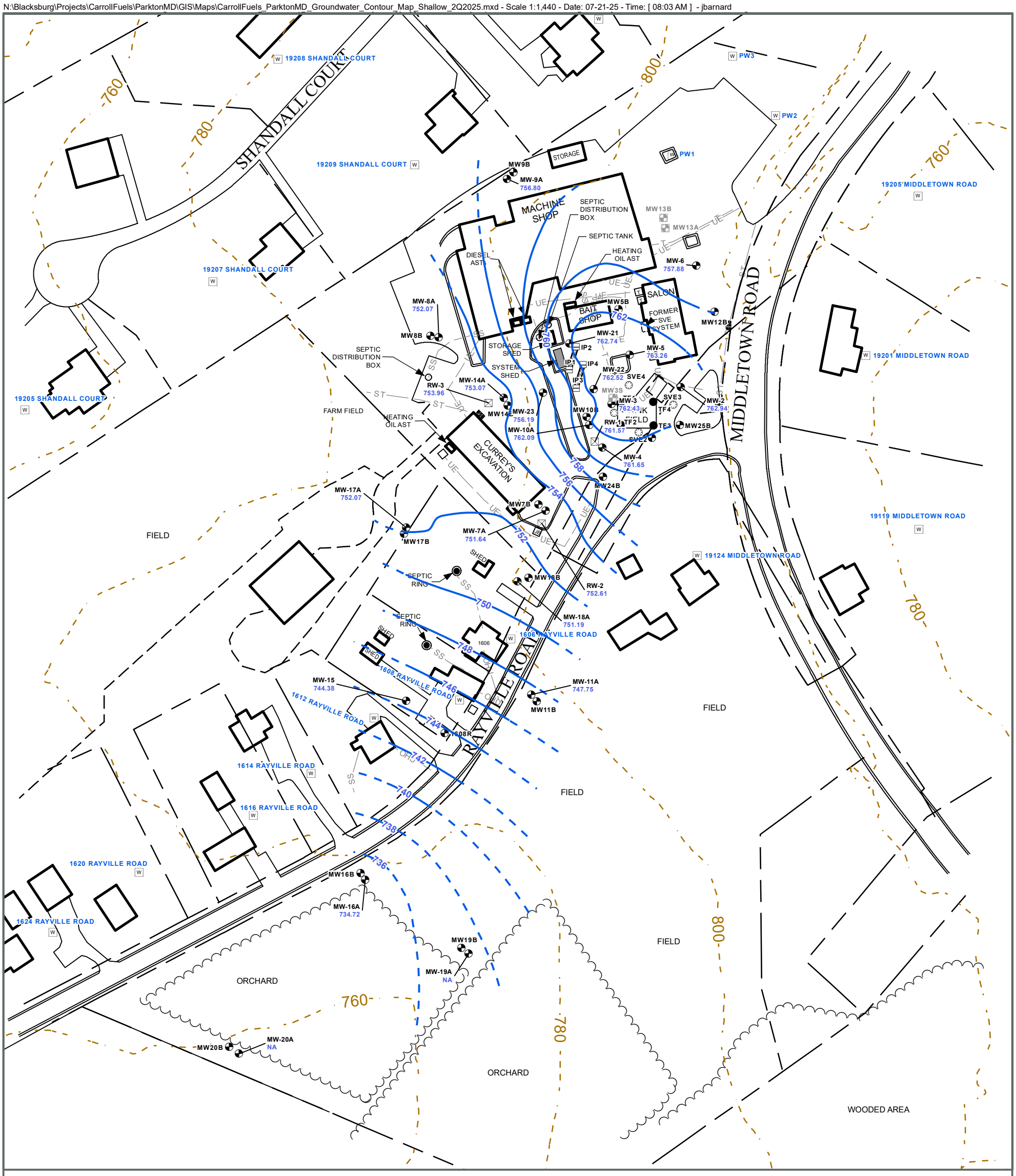

LEGEND

- PROPERTY BOUNDARY
- CATCH BASIN
- TRANSFORMER
- POTABLE WELL
- TANK FIELD WELL
- MONITORING WELL
- RECOVERY WELL
- SOIL VAPOR EXTRACTION WELL
- ABANDONED MONITORING WELL
- INJECTION POINT
- UNDERGROUND SANITARY SEWER LINE
- UNDERGROUND STORM SEWER LINE
- UNDERGROUND TELEPHONE LINE
- UNDERGROUND ELECTRIC LINE
- OVERHEAD UTILITIY LINE
- SYSTEM SHED
- INFILTRATION GALLERY
- GROUNDWATER CONTOUR INTERVAL (feet)
- INFERRED CONTOUR INTERVAL (feet)
- 734.72 GROUNDWATER ELEVATION
- NA NOT ACCESSIBLE

Monitoring Wells Contoured:

MW-1, MW-2, MW-3, MW-4, MW-5, MW-6, MW-7A, MW-8A, MW-9A, MW-10A, MW-11A, MW-14A, MW-15, MW-16A, MW-17A, MW-18A, MW-21, MW-22, MW-23, RW-1, RW-2 and RW-3

Groundwater Contour Map
Shallow A Series Wells - June 9, 2025

Wally's Citgo Station
19200 Middletown Road
Parkton, Maryland

Drawn **J.B.**
Designed **D.C.**
Approved **P.R.**

Date **7/21/25**
Figure **4**

Scale In Feet (Approximate)
0 120

Groundwater & Environmental Services, Inc.

N:\Blacksburg\Projects\CarrollFuels\ParktonMD\GIS\Maps\CarrollFuels_ParktonMD_Groundwater_Contour_Map_Deep_2Q2025.mxd - Scale 1:1,440 - Date: 07-21-25 - Time: [08:39 AM] - jbarnard

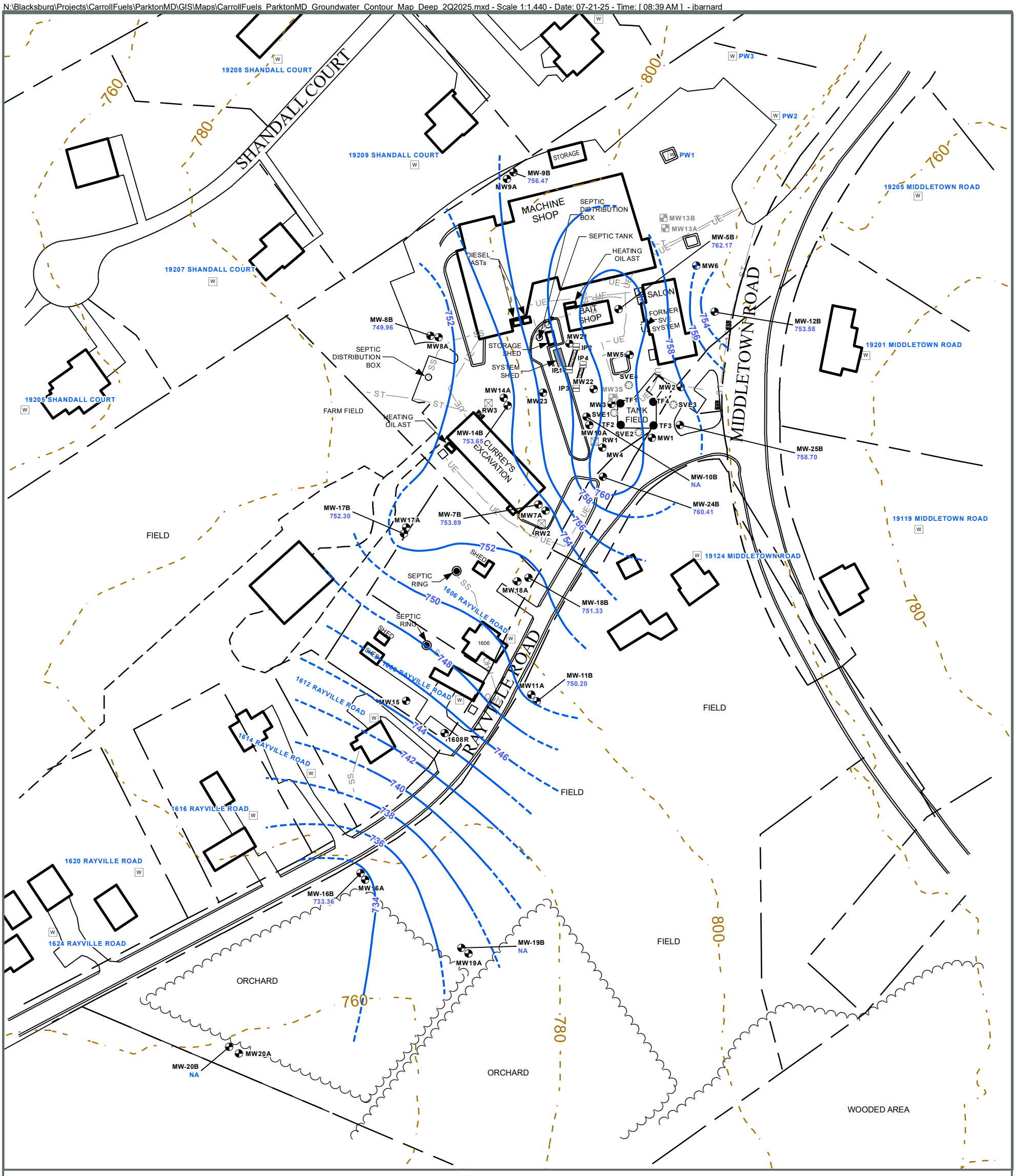

LEGEND

- PROPERTY BOUNDARY
- CATCH BASIN
- TRANSFORMER
- POTABLE WELL
- TANK FIELD WELL
- MONITORING WELL
- RECOVERY WELL
- SOIL VAPOR EXTRACTION WELL
- ABANDONED MONITORING WELL
- INJECTION POINT
- UNDERGROUND SANITARY SEWER LINE
- UNDERGROUND STORM SEWER LINE
- UNDERGROUND TELEPHONE LINE
- UNDERGROUND ELECTRIC LINE
- OVERHEAD UTILITIY LINE
- SYSTEM SHED
- INFILTRATION GALLERY

- <all other values>
- GROUNDWATER CONTOUR INTERVAL (feet)
- INFERRED CONTOUR INTERVAL (feet)
- 756.47 GROUNDWATER ELEVATION

Monitoring Wells Contoured:

MW-5B, MW-7B, MW-8B, MW-9B, MW-11B, MW-12B, MW-14B, MW-16B, MW-17B, MW-18B, MW-24B and MW-25B

Groundwater Contour Map
Deep B Series Wells - June 9, 2025

Wally's Citgo Station
19200 Middletown Road
Parkton, Maryland

Drawn **J.B.**
Designed **D.C.**
Approved **P.R.**

Date **7/21/25**
Figure **5**

Scale In Feet (Approximate)
0 120

Groundwater & Environmental Services, Inc.

N:\Blacksburg\Projects\CarrollFuels\ParktonMD\GIS\Maps\CarrollFuels_ParktonMD_MW_Concentration_Map_2Q2025.mxd - Scale 1:1,440 - Date: 07-21-25 - Time: [11:46 AM] - jbarnard

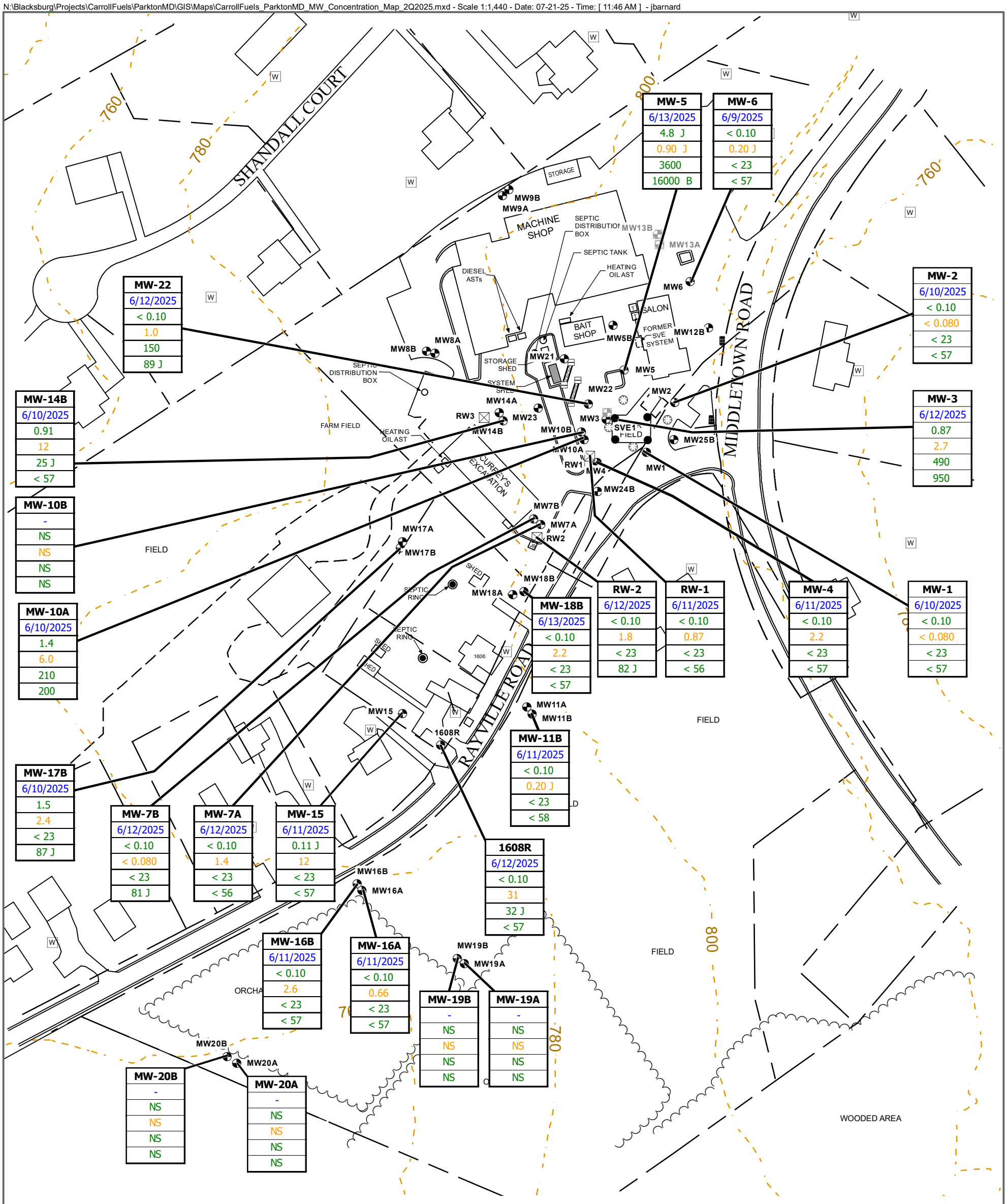

LEGEND

- PROPERTY BOUNDARY
- TOPOGRAPHIC CONTOURS (20 ft)
- CATCH BASIN
- TRANSFORMER
- REMEDIAL SYSTEM JUNCTION BOX
- POTABLE WELL
- TANK FIELD WELL
- MONITORING WELL
- RECOVERY WELL
- SOIL VAPOR EXTRACTION WELL
- ABANDONED MONITORING WELL
- INJECTION POINT
- SYSTEM SHED
- INFILTRATION GALLERY

Analyte abbreviation definitions:
MTBE - Methyl tert-butyl ether
TPH-GRO - Total Petroleum Hydrocarbons - Gas Range Organics
TPH-DRO - Total Petroleum Hydrocarbons - Diesel Range Organics

Well ID
Date
Benzene (ug/L)
MTBE (ug/L)
TPH-GRO (ug/L)
TPH-DRO (ug/L)

Notes:
NS - Not Sampled

ug/L - micrograms per liter

J - Detected between the Method Detection Limit (MDL) and the Reporting Limit (RL); therefore, result is an estimated value.

B - Constituent detection in lab blank

Monitoring Well Concentration Map
Second Quarter 2025

Wally's Citgo Station
19200 Middletown Road
Parkton, Maryland

Drawn **J.B.**
Designed **D.C.**
Approved **-**
Date **7/21/25**
Figure **6**

Scale In Feet (Approximate)
0 120

Groundwater & Environmental Services, Inc.

N:\Blacksburg\Projects\CarrollFuels\ParktonMD\GIS\Maps\CarrollFuels_ParktonMD_Potable_Well_Concentration_Map_2Q2025.mxd - Scale 1:2,880 - Date: 07-21-25 - Time: [11:26 AM] - jbarnard

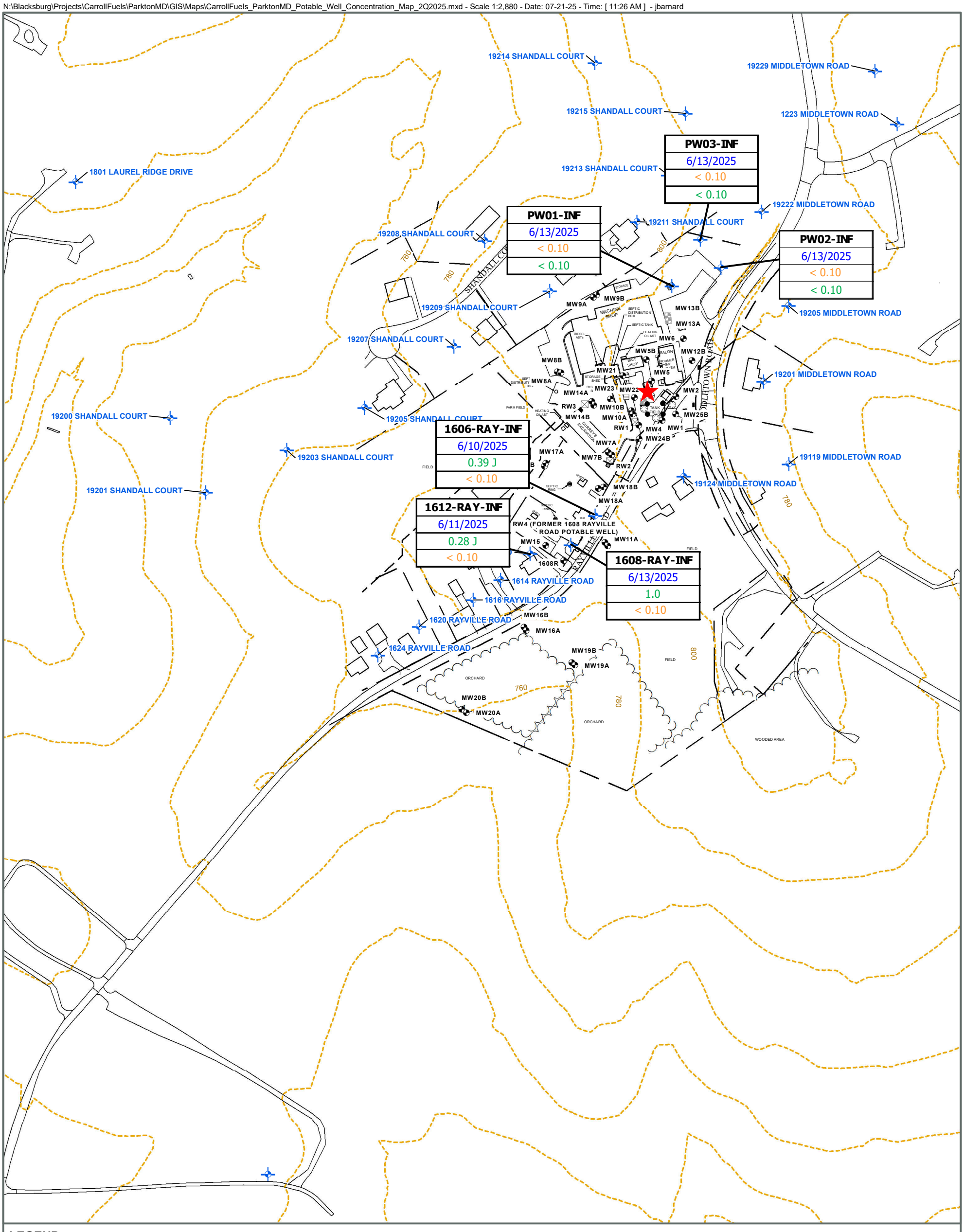

LEGEND

- PROPERTY BOUNDARY
- TOPOGRAPHIC CONTOURS (20 ft)
- POTABLE WELL
- TANK FIELD WELL
- MONITORING WELL
- RECOVERY WELL
- SOIL VAPOR EXTRACTION WELL
- ABANDONED MONITORING WELL
- INJECTION POINT
- SITE

Well ID
Sample Date
MTBE (ug/L)
Benzene (ug/L)

Sample Abbreviations:
RAY - Rayville Road
MDTN - Middletown Road
INF - Influent
PW1, 2, 3 - Potable Wells at 19200 Middletown Road

Notes:
ug/L - Micrograms per liter
NS - Not Sampled
<# - Result was not detected above the indicated method detection limit
MTBE - Methyl tert-butyl ether

SOURCE: BALTMORE COUNTY GIS DATA, BASED ON MAP PROVIDED BY ENVIRONMENTAL ALLIANCE, INC. TITLED POTABLE WELL LOCATION MAP, DATED 8/19/2010.

Potable Well Concentration Map
Second Quarter 2025

Wally's Citgo Station
19200 Middletown Road
Parkton, Maryland

Drawn **J.B.**
Designed **D.C.**
Approved **P.R.**
Date **7/21/25**
Figure **7**

Scale In Feet (Approximate)
0 240

Groundwater & Environmental Services, Inc.

TABLES

Table 1

HISTORICAL GROUNDWATER DATA SUMMARY

High's Store #141 - Former Wally's Citgo

19200 Middletown Rd

Parkton, MD

Well ID	Date[A]	Top of Casing (ft)	Depth to Water (ft)[B]	GW Elevation (ft)[B]	Depth to Bottom (Measured Depth) (ft)	Benzene (µg/L)	Toluene (µg/L)	Ethylbenzene (µg/L)	Total Xylenes (µg/L)	MTBE (µg/L)	Naphthalene (µg/L)	Diisopropyl ether (µg/L)	Tert-amyl methyl ether (µg/L)	Tert-Butyl Alcohol (µg/L)	TPH-GRO (µg/L)	TPH-DRO (µg/L)
GW Clean-up Standards[1]						**5**	**1,000**	**700**	**10,000**	**20**	**0.17**	**NL**	**NL**	**NL**	**47**	**47**
MW-1	05/16/2023	802.09	42.82	759.27	-	<0.10	<0.080	<0.080	<0.070	<0.080	<0.080	<0.10	<0.20	<3.0	<23	<56
MW-1	08/15/2023	802.09	44.49	757.60	-	<0.10	2.6	<0.080	<0.070	<0.080	<0.080	<0.10	<0.20	<3.0	<23	<56
MW-1	12/4/2023	802.09	46.83	755.26		<0.10	<0.080	<0.080	<0.070	0.098 J	<0.080	<0.10	<0.20	<3.0	<23	<57
MW-1	02/05/2024	802.09	39.42	762.67	-	< 0.10	< 0.080	< 0.080	< 0.070	0.16 J	< 0.080	< 0.10	< 0.20	< 3.0	< 23	< 38
MW-1	06/10/2024	802.09	40.05	762.04	-	<0.10	<0.080	<0.080	<0.070	<0.080	<0.10	<0.10	<0.20	<3.0	<23	<56
MW-1	08/19/2024	802.09	42.45	759.64	-	<0.10	<0.080	<0.080	<0.070	<0.080	<0.10	<0.10	<0.20	<3.0	<23	<57
MW-1	03/31/2025	802.09	46.33	755.76	-	< 0.10	< 0.080	< 0.080	< 0.070	0.098 J	< 0.10	< 0.10	< 0.20	< 3.0	<23	< 56
MW-1	06/10/2025	802.09	40.17	761.92	-	< 0.10	< 0.080	< 0.080	< 0.070	< 0.080	< 0.10	< 0.10	< 0.20	< 3.0	<23	< 57
MW-2	05/16/2023	801.83	41.65	760.18	-	<0.10	<0.080	<0.080	<0.070	<0.080	<0.080	<0.10	<0.20	<3.0	<23	<57
MW-2	08/15/2023	801.83	43.17	758.66	-	<0.10	1.3	<0.080	<0.070	<0.080	<0.080	<0.10	<0.20	<3.0	<23	<56
MW-2	12/4/2023	801.83	45.15	756.68	-	<0.10	<0.080	<0.080	<0.070	<0.080	<0.080	<0.10	<0.20	<3.0	<23	<58
MW-2	02/05/2024	801.83	38.88	762.95	-	< 0.10	< 0.080	< 0.080	< 0.070	< 0.080	< 0.080	< 0.10	< 0.20	< 3.0	< 23	< 38
MW-2	06/10/2024	801.83	39.18	762.65	-	<0.10	<0.080	<0.080	<0.070	<0.080	<0.10	<0.10	<0.20	<3.0	<23	<56
MW-2	08/19/2024	801.83	41.02	760.81	-	<0.10	<0.080	<0.080	<0.070	<0.080	<0.10	<0.10	<0.20	<3.0	<23	<57
MW-2	03/31/2025	801.83	44.48	757.35	-	< 0.10	< 0.080	< 0.080	< 0.070	< 0.080	< 0.10	< 0.10	< 0.20	< 3.0	<23	< 57
MW-2	06/10/2025	801.83	38.89	762.94		< 0.10	< 0.080	< 0.080	< 0.070	< 0.080	< 0.10	< 0.10	< 0.20	< 3.0	<23	< 57
MW-3	05/16/2023	801.45	42.23	759.22	-	-	-	-	-	-	-	-	-	-	-	-
MW-3	05/18/2023	801.45	42.23	759.22	-	<0.10	<0.080	<0.080	<0.070	1.0	<0.080	<0.10	<0.20	<3.0	80	<56
MW-3	08/16/2023	801.45	43.75	757.70	-	<0.10	0.55	<0.080	<0.070	0.51	<0.080	<0.10	<0.20	<3.0	170	<57
MW-3	12/07/2023	801.45	45.70	755.75	-	<0.10	<0.080	<0.080	<0.070	0.69	<0.080	<0.10	<0.20	<3.0	220	<56
MW-3	02/07/2024	801.45	39.65	761.80	-	< 0.10	< 0.080	< 0.080	< 0.070	2.3	< 0.080	< 0.10	< 0.20	< 3.0	73	< 56
MW-3	06/12/2024	801.45	39.40	762.05	-	<0.10	<0.080	<0.080	0.15 J	0.47 J	0.32 J	<0.10	<0.20	<3.0	160	<57
MW-3	08/21/2024	801.45	41.45	760.00	-	<0.10	<0.080	<0.080	<0.070	0.26 J	<0.10	<0.10	<0.20	<3.0	68	<57
MW-3	04/03/2025	801.45	44.85	756.60	-	<0.10	<0.10	<0.10	<0.10	0.52	<0.20	<0.10	<0.10	<5.0	130	<57
MW-3	06/12/2025	801.45	39.02	762.43		0.87	1.4	1.0	37	2.7	19	< 0.10	< 0.20	90	490	950
MW-4	05/16/2023	801.35	42.42	758.93	-	-	-	-	-	-	-	-	-	-	-	-
MW-4	05/18/2023	801.35	42.42	758.93	-	<0.10	<0.080	<0.080	<0.070	0.78	<0.080	<0.10	<0.20	<3.0	<23	<55
MW-4	08/16/2023	801.35	43.98	757.37	-	<0.10	2.0	<0.080	<0.070	0.39 J	<0.080	<0.10	<0.20	<3.0	<23	<57
MW-4	12/04/2023	801.35	45.91	755.44		<0.10	<0.080	<0.080	<0.070	0.40 J	<0.080	<0.10	<0.20	<3.0	<23	<57
MW-4	02/05/2024	801.35	39.68	761.67	-	< 0.10	< 0.080	< 0.080	< 0.070	0.49 J	< 0.080	< 0.10	< 0.20	< 3.0	< 23	< 38
MW-4	06/11/2024	801.35	39.54	761.81	-	<0.10	<0.080	<0.080	<0.070	0.61	<0.10	<0.10	<0.20	<3.0	<23	<56
MW-4	08/20/2024	801.35	41.79	759.56	-	<0.10	<0.080	<0.080	<0.070	0.75	<0.10	<0.10	<0.20	<3.0	<23	<57
MW-4	04/01/2025	801.35	45.23	756.12	-	< 0.10	< 0.080	< 0.080	< 0.070	0.49 J	< 0.10	< 0.10	< 0.20	< 3.0	< 23	< 56
MW-4	06/11/2025	801.35	39.70	761.65		< 0.10	< 0.080	< 0.080	< 0.070	2.2	< 0.10	< 0.10	< 0.20	< 3.0	<23	< 57
MW-5B	05/16/2023	802.64	42.71	759.93	-	-	-	-	-	-	-	-	-	-	-	-
MW-5B	08/15/2023	802.64	43.90	758.74	-	-	-	-	-	-	-	-	-	-	-	-
MW-5B	12/04/2023	802.64	45.59	757.05	-	-	-	-	-	-	-	-	-	-	-	-
MW-5B	02/05/2024	802.64	40.98	761.66	-	-	-	-	-	-	-	-	-	-	-	-
MW-5B	06/10/2024	802.64	39.75	762.89	-	-	-	-	-	-	-	-	-	-	-	-
MW-5B	08/19/2024	802.64	40.16	762.48	-	-	-	-	-	-	-	-	-	-	-	-
MW-5B	03/31/2025	802.64	44.76	757.88	-	-	-	-	-	-	-	-	-	-	-	-
MW-5B	06/09/2025	802.64	40.47	762.17	-	-	-	-	-	-	-	-	-	-	-	-
MW-5	05/16/2023	802.18	41.73	760.45	-	-	-	-	-	-	-	-	-	-	-	-
MW-5	05/22/2023	802.18	41.90	760.28	-	4.3	7.9	46	80	0.70	29	<0.10	<0.20	28	680	720
MW-5	08/21/2023	802.18	43.14	759.04	-	2.3	5.2	20	42	0.68	9.2	<0.10	<0.20	12	290	220
MW-5	12/07/2023	802.18	45.10	757.08	49.30	5.7	13	180	120	1.3	31	0.13 J	<0.20	46	1000	740
MW-5	02/09/2024	802.18	39.27	762.91	-	8.3	160	280	1400	1.7	190	0.18 J	< 0.20	350	7,100	11,000
MW-5	06/14/2024	802.18	39.52	762.66	-	1.4 J	5.0	58	140	<0.80	23	<1.0	<2.0	66 J	790	1,600
MW-5	08/26/2024	802.18	41.05	761.13	-	2.3 J	4.0	25	110	0.49 J	28	<0.50	<1.0	76	850	2000
MW-5	04/04/2025	802.18	44.23	757.95	-	1.7	0.083 J	24	1.4	0.70	36	< 0.10	< 0.20	32	280	560
MW-5	06/13/2025	802.18	38.92	763.26		4.8 J	110	190	700	0.90 J	98	< 1.0	< 2.0	350	3,600	16,000 B

Table 1

HISTORICAL GROUNDWATER DATA SUMMARY

High's Store #141 - Former Wally's Citgo

19200 Middletown Rd

Parkton, MD

Well ID	Date[A]	1,2,4-Trimethylbenzene (µg/L)	1,2-Dibromoethane (ug/L)	1,2-Dichloroethane (ug/L)	1,3,5-Trimethylbenzene (ug/L)	Carbon Disulfide (µg/L)	Chloroform (ug/L)	cis-1,2-Dichloroethene (µg/L)	Isopropylbenzene (ug/L)	n-Butylbenzene (ug/L)	n-Propylbenzene (ug/L)	p-Isopropyltoluene (ug/L)	sec-Butylbenzene (ug/L)	Tert-Butylbenzene (ug/L)	Tetrachloroethene (ug/L)
GW Clean-up Standards[1]		**5.6**	**0.05**	**5**	**6**	**81**	**80**	**70**	**45**	**NL**	**NL**	**NL**	**NL**	**NL**	**5**
MW-1	05/16/2023	<0.080	<0.080	<0.070	<0.080	<0.10	<0.090	<0.080	<0.080	<0.080	<0.10	<0.080	<0.10	<0.080	<0.20
MW-1	08/15/2023	<0.080	<0.080	<0.070	<0.080	<0.10	<0.090	<0.080	<0.080	<0.080	<0.10	<0.080	<0.10	<0.080	<0.20
MW-1	12/4/2023	<0.080	<0.080	<0.070	<0.080	<0.10	<0.090	<0.080	<0.080	<0.080	<0.10	<0.080	<0.10	<0.080	<0.20
MW-1	02/05/2024	< 0.080	< 0.080	< 0.070	< 0.080	< 0.10	< 0.090	< 0.080	< 0.080	< 0.080	< 0.10	< 0.080	< 0.10	< 0.080	< 0.20
MW-1	06/10/2024	<0.080	<0.080	<0.070	<0.080	<0.10	<0.090	<0.080	<0.080	<0.080	<0.10	<0.080	<0.10	<0.080	<0.20
MW-1	08/19/2024	<0.080	<0.080	<0.070	<0.080	<0.10	<0.090	<0.080	<0.080	<0.080	<0.10	<0.080	<0.10	<0.080	<0.20
MW-1	03/31/2025	< 0.080	< 0.080	< 0.070	< 0.080	< 0.10	< 0.090	< 0.080	< 0.080	< 0.080	< 0.10	< 0.080	< 0.10	< 0.080	< 0.20
MW-1	06/10/2025	< 0.080	< 0.080	< 0.070	< 0.080	< 0.10	< 0.090	< 0.080	< 0.080	< 0.080	< 0.10	< 0.080	< 0.10	< 0.080	< 0.20
MW-2	05/16/2023	<0.080	<0.080	<0.070	<0.080	<0.10	<0.090	<0.080	<0.080	<0.080	<0.10	<0.080	<0.10	<0.080	<0.20
MW-2	08/15/2023	<0.080	<0.080	<0.070	<0.080	<0.10	<0.090	<0.080	<0.080	<0.080	<0.10	<0.080	<0.10	<0.080	<0.20
MW-2	12/4/2023	<0.080	<0.080	<0.070	<0.080	<0.10	<0.090	<0.080	<0.080	<0.080	<0.10	<0.080	<0.10	<0.080	<0.20
MW-2	02/05/2024	< 0.080	< 0.080	< 0.070	< 0.080	< 0.10	< 0.090	< 0.080	< 0.080	< 0.080	< 0.10	< 0.080	< 0.10	< 0.080	< 0.20
MW-2	06/10/2024	<0.080	<0.080	<0.070	<0.080	<0.10	<0.090	<0.080	<0.080	<0.080	<0.10	<0.080	<0.10	<0.080	<0.20
MW-2	08/19/2024	<0.080	<0.080	<0.070	<0.080	<0.10	<0.090	<0.080	<0.080	<0.080	<0.10	<0.080	<0.10	<0.080	<0.20
MW-2	03/31/2025	< 0.080	< 0.080	< 0.070	< 0.080	< 0.10	< 0.090	< 0.080	< 0.080	< 0.080	< 0.10	< 0.080	< 0.10	< 0.080	< 0.20
MW-2	06/10/2025	< 0.080	< 0.080	< 0.070	< 0.080	< 0.10	< 0.090	< 0.080	< 0.080	< 0.080	< 0.10	< 0.080	< 0.10	< 0.080	< 0.20
MW-3	05/16/2023	-	-	-	-	-	-	-	-	-	-	-	-	-	-
MW-3	05/18/2023	<0.080	<0.080	<0.070	<0.080	<0.10	<0.090	<0.080	<0.080	<0.080	<0.10	<0.080	0.36 J	<0.080	<0.20
MW-3	08/16/2023	<0.080	<0.080	<0.070	<0.080	<0.10	<0.090	<0.080	<0.080	<0.080	<0.10	<0.080	0.85	<0.080	0.24 J
MW-3	12/07/2023	<0.080	<0.080	<0.070	<0.080	<0.10	<0.090	<0.080	0.14 J	<0.080	<0.10	<0.080	1.5	<0.080	<0.20
MW-3	02/07/2024	< 0.080	< 0.080	< 0.070	< 0.080	< 0.10	< 0.090	< 0.080	< 0.080	< 0.080	< 0.10	< 0.080	0.36 J	< 0.080	< 0.20
MW-3	06/12/2024	0.17 J	<0.080	<0.070	<0.080	<0.10	<0.090	<0.080	0.19 J	<0.080	<0.10	<0.080	1.4	<0.080	<0.20
MW-3	08/21/2024	<0.080	<0.080	<0.070	<0.080	<0.10	<0.090	<0.080	<0.080	<0.080	<0.10	<0.080	0.40 J	<0.080	<0.20
MW-3	04/03/2025	<0.10	<0.10	<0.10	<0.10	<0.40	<0.10	<0.10	<0.10	<0.20	<0.10	<0.20	1.1	<0.10	0.12 J
MW-3	06/12/2025	54	< 0.080	< 0.070	0.87	< 0.10	< 0.090	< 0.080	12	2.5	3.6	0.13 J	4.9	0.080 J	< 0.20
MW-4	05/16/2023	-	-	-	-	-	-	-	-	-	-	-	-	-	-
MW-4	05/18/2023	<0.080	<0.080	<0.070	<0.080	<0.10	<0.090	<0.080	<0.080	<0.080	<0.10	<0.080	<0.10	<0.080	<0.20
MW-4	08/16/2023	<0.080	<0.080	<0.070	<0.080	<0.10	<0.090	<0.080	<0.080	<0.080	<0.10	<0.080	<0.10	<0.080	<0.20
MW-4	12/04/2023	<0.080	<0.080	<0.070	<0.080	<0.10	<0.090	<0.080	<0.080	<0.080	<0.10	<0.080	<0.10	<0.080	<0.20
MW-4	02/05/2024	< 0.080	< 0.080	< 0.070	< 0.080	< 0.10	< 0.090	< 0.080	< 0.080	< 0.080	< 0.10	< 0.080	< 0.10	< 0.080	< 0.20
MW-4	06/11/2024	<0.080	<0.080	<0.070	<0.080	<0.10	<0.090	<0.080	<0.080	<0.080	<0.10	<0.080	<0.10	<0.080	<0.20
MW-4	08/20/2024	<0.080	<0.080	<0.070	<0.080	<0.10	<0.090	<0.080	<0.080	<0.080	<0.10	<0.080	<0.10	<0.080	0.25 J
MW-4	04/01/2025	< 0.080	< 0.080	< 0.070	< 0.080	< 0.10	< 0.090	< 0.080	< 0.080	< 0.080	< 0.10	< 0.080	< 0.10	< 0.080	< 0.20
MW-4	06/11/2025	< 0.080	< 0.080	< 0.070	< 0.080	< 0.10	< 0.090	< 0.080	< 0.080	< 0.080	< 0.10	< 0.080	< 0.10	< 0.080	0.21 J
MW-5B	05/16/2023	-	-	-	-	-	-	-	-	-	-	-	-	-	-
MW-5B	08/15/2023	-	-	-	-	-	-	-	-	-	-	-	-	-	-
MW-5B	12/04/2023	-	-	-	-	-	-	-	-	-	-	-	-	-	-
MW-5B	02/05/2024	-	-	-	-	-	-	-	-	-	-	-	-	-	-
MW-5B	06/10/2024	-	-	-	-	-	-	-	-	-	-	-	-	-	-
MW-5B	08/19/2024	-	-	-	-	-	-	-	-	-	-	-	-	-	-
MW-5B	03/31/2025	-	-	-	-	-	-	-	-	-	-	-	-	-	-
MW-5B	06/09/2025	-	-	-	-	-	-	-	-	-	-	-	-	-	-
MW-5	05/16/2023	-	-	-	-	-	-	-	-	-	-	-	-	-	-
MW-5	05/22/2023	54	<0.080	0.43 J	6.7	<0.10	<0.090	<0.080	14	3	15	1.7	3.1	0.084 J	<0.20
MW-5	08/21/2023	9.0	<0.080	0.25 J	2.1	0.10 J	<0.090	<0.080	5.6	1.2	5.3	0.76	2.3	<0.080	<0.20
MW-5	12/07/2023	85	<0.080	0.54	14	<0.10	<0.090	<0.080	25	4.7	35	3.3	5.6	0.15 J	<0.20
MW-5	02/09/2024	540	1.1	0.66	130	< 0.10	< 0.090	< 0.080	37	7.9	62	8.5	6.6	< 0.080	< 0.20
MW-5	06/14/2024	78	<0.80	<0.70	9.7	<1.0	<0.90	<0.80	8.6	1.7 J	12	1.4 J	1.8 J	<0.80	<2.0
MW-5	08/26/2024	99	<0.40	0.45 J	9.3	<0.50	<0.45	<0.40	6.4	2.1 J	7.8	1.3 J	2.2 J	<0.40	<1.0
MW-5	04/04/2025	2.4	< 0.080	0.45 J	0.47 J	< 0.10	< 0.090	< 0.080	9.7	1.8	12	1.1	2.4	< 0.080	< 0.20
MW-5	06/13/2025	390	2.4 J	< 0.70	84	< 1.0	< 0.90	< 0.80	32	5.4	52	5.7	5.3	< 0.80	< 2.0

Table 1

HISTORICAL GROUNDWATER DATA SUMMARY

High's Store #141 - Former Wally's Citgo

19200 Middletown Rd

Parkton, MD

Well ID	Date[A]	Top of Casing (ft)	Depth to Water (ft)[B]	GW Elevation (ft)[B]	Depth to Bottom (Measured Depth) (ft)	Benzene (µg/L)	Toluene (µg/L)	Ethylbenzene (µg/L)	Total Xylenes (µg/L)	MTBE (µg/L)	Naphthalene (µg/L)	Diisopropyl ether (µg/L)	Tert-amyl methyl ether (µg/L)	Tert-Butyl Alcohol (µg/L)	TPH-GRO (µg/L)	TPH-DRO (µg/L)
GW Clean-up Standards[1]						**5**	**1,000**	**700**	**10,000**	**20**	**0.17**	**NL**	**NL**	**NL**	**47**	**47**
MW-6	05/16/2023	801.08	43.13	757.95	-	-	-	-	-	-	-	-	-	-	-	-
MW-6	05/17/2023	801.08	43.13	757.95	-	<0.10	<0.080	<0.080	<0.070	0.39 J	<0.080	<0.10	<0.20	<3.0	<23	<56
MW-6	08/15/2023	801.08	44.88	756.20	-	<0.10	1.7	<0.080	<0.070	0.31 J	<0.080	<0.10	<0.20	<3.0	<23	<56
MW-6	12/04/2023	801.08	47.17	753.91		<0.10	<0.080	<0.080	<0.070	0.27 J	<0.080	<0.10	<0.20	<3.0	<23	<57
MW-6	02/05/2024	801.08	42.17	758.91	-	< 0.10	< 0.080	< 0.080	< 0.070	0.33 J	< 0.080	< 0.10	< 0.20	< 3.0	< 23	< 38
MW-6	06/10/2024	801.08	37.62	763.46	-	<0.10	<0.080	<0.080	<0.070	0.31 J	<0.10	<0.10	<0.20	<3.0	<23	<56
MW-6	08/19/2024	801.08	40.70	760.38	-	<0.10	<0.080	<0.080	<0.070	0.34 J	<0.10	<0.10	<0.20	<3.0	<23	<56
MW-6	03/31/2025	801.08	47.12	753.96	-	< 0.10	< 0.080	< 0.080	< 0.070	0.17 J	< 0.10	< 0.10	< 0.20	< 3.0	<23	< 56
MW-6	06/09/2025	801.08	43.20	757.88	-	< 0.10	< 0.080	< 0.080	< 0.070	0.20 J	< 0.10	< 0.10	< 0.20	< 3.0	< 23	< 57
MW-7A	05/16/2023	796.66	44.94	751.72	-	-	-	-	-	-	-	-	-	-	-	-
MW-7A	05/19/2023	796.66	44.94	751.72	-	<0.10	<0.080	<0.080	<0.070	0.44 J	<0.080	<0.10	<0.20	<3.0	<23	<57
MW-7A	08/18/2023	796.66	46.25	750.41	-	<0.10	0.72	<0.080	<0.070	0.35 J	<0.080	<0.10	<0.20	<3.0	<23	<56
MW-7A	12/06/2023	796.66	47.94	748.72	-	<0.10	<0.080	<0.080	<0.070	1.0	<0.080	<0.10	<0.20	<3.0	<23	<57
MW-7A	02/08/2024	796.66	44.70	751.96	-	< 0.10	< 0.080	< 0.080	< 0.070	1.2	0.098 J	< 0.10	< 0.20	< 3.0	< 23	< 56
MW-7A	06/13/2024	796.66	42.24	754.42	-	<0.10	<0.080	<0.080	<0.070	1.0	<0.10	<0.10	<0.20	<3.0	<23	<57
MW-7A	08/22/2024	796.66	44.47	752.19	-	<0.10	<0.080	<0.080	<0.070	0.36 J	<0.10	<0.10	<0.20	<3.0	<23	<57
MW-7A	03/31/2025	796.66	NA	-	-	-	-	-	-	-	-	-	-	-	-	-
MW-7A	06/12/2025	796.66	45.02	751.64	-	< 0.10	< 0.080	< 0.080	< 0.070	1.4	0.22 J	< 0.10	< 0.20	< 3.0	<23	< 56
MW-7B	05/16/2023	796.64	41.99	754.65	-	-	-	-	-	-	-	-	-	-	-	-
MW-7B	05/19/2023	796.64	41.99	754.65	-	<0.10	<0.080	<0.080	<0.070	<0.080	<0.080	<0.10	<0.20	<3.0	<23	<57
MW-7B	08/18/2023	796.64	43.40	753.24	-	<0.10	0.18 J	<0.080	<0.070	<0.080	<0.080	<0.10	<0.20	<3.0	<23	170
MW-7B	12/06/2023	796.64	45.68	750.96		<0.10	<0.080	<0.080	<0.070	<0.080	<0.080	<0.10	<0.20	<3.0	<23	<57
MW-7B	02/08/2024	796.64	42.50	754.14	-	< 0.10	< 0.080	< 0.080	< 0.070	< 0.080	< 0.080	< 0.10	< 0.20	< 3.0	< 23	120
MW-7B	06/13/2024	796.64	39.80	756.84	-	<0.10	<0.080	<0.080	<0.070	<0.080	<0.10	<0.10	<0.20	<3.0	<23	94 J
MW-7B	08/22/2024	796.64	42.14	754.50	-	<0.50	<0.40	<0.40	<0.35	<0.40	<0.50	<0.50	<1.0	<15	<23	<57
MW-7B	03/31/2025	796.64	NA	-	-	-	-	-	-	-	-	-	-	-	-	-
MW-7B	06/12/2025	796.64	42.75	753.89		< 0.10	< 0.080	< 0.080	< 0.070	< 0.080	< 0.10	< 0.10	< 0.20	< 3.0	<23	81 J
MW-8A	05/16/2023	793.10	41.75	751.35	-	-	-	-	-	-	-	-	-	-	-	-
MW-8A	08/15/2023	793.10	43.15	749.95	-	-	-	-	-	-	-	-	-	-	-	-
MW-8A	12/04/2023	793.10	44.52	748.58		-	-	-	-	-	-	-	-	-	-	-
MW-8A	02/02/2024	793.10	41.92	751.18	-	-	-	-	-	-	-	-	-	-	-	-
MW-8A	06/10/2024	793.10	39.60	753.50	-	-	-	-	-	-	-	-	-	-	-	-
MW-8A	08/19/2024	793.10	41.39	751.71	-	-	-	-	-	-	-	-	-	-	-	-
MW-8A	03/31/2025	793.10	44.14	748.96	-	-	-	-	-	-	-	-	-	-	-	-
MW-8A	06/09/2025	793.10	41.03	752.07	-	-	-	-	-	-	-	-	-	-	-	-
MW-8B	05/16/2023	792.69	39.65	753.04	-	-	-	-	-	-	-	-	-	-	-	-
MW-8B	08/15/2023	792.69	39.94	752.75	-	-	-	-	-	-	-	-	-	-	-	-
MW-8B	12/04/2023	792.69	42.04	750.65	-	-	-	-	-	-	-	-	-	-	-	-
MW-8B	02/05/2024	792.69	39.58	753.11	-	-	-	-	-	-	-	-	-	-	-	-
MW-8B	06/10/2024	792.69	37.37	755.32	-	-	-	-	-	-	-	-	-	-	-	-
MW-8B	08/19/2024	792.69	38.70	753.99	-	-	-	-	-	-	-	-	-	-	-	-
MW-8B	03/31/2025	792.69	43.00	749.69	-	-	-	-	-	-	-	-	-	-	-	-
MW-8B	06/09/2025	792.69	42.73	749.96	-	-	-	-	-	-	-	-	-	-	-	-
MW-9A	05/16/2023	798.18	40.72	757.46	-	-	-	-	-	-	-	-	-	-	-	-
MW-9A	08/15/2023	798.18	42.66	755.52	-	-	-	-	-	-	-	-	-	-	-	-
MW-9A	12/04/2023	798.18	44.77	753.41	-	-	-	-	-	-	-	-	-	-	-	-
MW-9A	02/05/2024	798.18	42.98	755.20	-	-	-	-	-	-	-	-	-	-	-	-
MW-9A	06/10/2024	798.18	37.53	760.65	-	-	-	-	-	-	-	-	-	-	-	-
MW-9A	08/19/2024	798.18	40.62	757.56	-	-	-	-	-	-	-	-	-	-	-	-
MW-9A	03/31/2025	798.18	44.15	754.03	-	-	-	-	-	-	-	-	-	-	-	-
MW-9A	06/09/2025	798.18	41.38	756.80	-	-	-	-	-	-	-	-	-	-	-	-

Table 1

HISTORICAL GROUNDWATER DATA SUMMARY

High's Store #141 - Former Wally's Citgo

19200 Middletown Rd

Parkton, MD

Well ID	Date[A]	1,2,4-Trimethylbenzene (µg/L)	1,2-Dibromoethane (ug/L)	1,2-Dichloroethane (ug/L)	1,3,5-Trimethylbenzene (ug/L)	Carbon Disulfide (µg/L)	Chloroform (ug/L)	cis-1,2-Dichloroethene (µg/L)	Isopropylbenzene (ug/L)	n-Butylbenzene (ug/L)	n-Propylbenzene (ug/L)	p-Isopropyltoluene (ug/L)	sec-Butylbenzene (ug/L)	Tert-Butylbenzene (ug/L)	Tetrachloroethene (ug/L)
GW Clean-up Standards[1]		**5.6**	**0.05**	**5**	**6**	**81**	**80**	**70**	**45**	**NL**	**NL**	**NL**	**NL**	**NL**	**5**
MW-6	05/16/2023	-	-	-	-	-	-	-	-	-	-	-	-	-	-
MW-6	05/17/2023	<0.080	<0.080	<0.070	<0.080	<0.10	<0.090	<0.080	<0.080	<0.080	<0.10	<0.080	<0.10	<0.080	<0.20
MW-6	08/15/2023	<0.080	<0.080	<0.070	<0.080	<0.10	<0.090	<0.080	<0.080	<0.080	<0.10	<0.080	<0.10	<0.080	<0.20
MW-6	12/04/2023	<0.080	<0.080	<0.070	<0.080	<0.10	<0.090	<0.080	<0.080	<0.080	<0.10	<0.080	<0.10	<0.080	<0.20
MW-6	02/05/2024	< 0.080	< 0.080	< 0.070	< 0.080	< 0.10	< 0.090	< 0.080	< 0.080	< 0.080	< 0.10	< 0.080	< 0.10	< 0.080	< 0.20
MW-6	06/10/2024	<0.080	<0.080	<0.070	<0.080	<0.10	<0.090	<0.080	<0.080	<0.080	<0.10	<0.080	<0.10	<0.080	<0.20
MW-6	08/19/2024	<0.080	<0.080	<0.070	<0.080	<0.10	<0.090	<0.080	<0.080	<0.080	<0.10	<0.080	<0.10	<0.080	<0.20
MW-6	03/31/2025	< 0.080	< 0.080	< 0.070	< 0.080	< 0.10	< 0.090	< 0.080	< 0.080	< 0.080	< 0.10	< 0.080	< 0.10	< 0.080	< 0.20
MW-6	06/09/2025	< 0.080	< 0.080	< 0.070	< 0.080	< 0.10	< 0.090	0.13 J	< 0.080	< 0.080	< 0.10	< 0.080	< 0.10	< 0.080	< 0.20
MW-7A	05/16/2023	-	-	-	-	-	-	-	-	-	-	-	-	-	-
MW-7A	05/19/2023	<0.080	<0.080	<0.070	<0.080	<0.10	0.27 J	<0.080	<0.080	<0.080	<0.10	<0.080	<0.10	<0.080	<0.20
MW-7A	08/18/2023	<0.080	<0.080	<0.070	<0.080	<0.10	0.16 J	<0.080	<0.080	<0.080	<0.10	<0.080	<0.10	<0.080	<0.20
MW-7A	12/06/2023	<0.080	<0.080	<0.070	<0.080	<0.10	0.098 J	<0.080	<0.080	<0.080	<0.10	<0.080	<0.10	<0.080	<0.20
MW-7A	02/08/2024	< 0.080	< 0.080	< 0.070	< 0.080	< 0.10	0.14 J	< 0.080	< 0.080	< 0.080	< 0.10	< 0.080	< 0.10	< 0.080	< 0.20
MW-7A	06/13/2024	<0.080	<0.080	<0.070	<0.080	<0.10	0.16 J	<0.080	<0.080	<0.080	<0.10	<0.080	<0.10	<0.080	<0.20
MW-7A	08/22/2024	<0.080	<0.080	<0.070	<0.080	<0.10	0.17 J	<0.080	<0.080	<0.080	<0.10	<0.080	<0.10	<0.080	<0.20
MW-7A	03/31/2025	-	-	-	-	-	-	-	-	-	-	-	-	-	-
MW-7A	06/12/2025	< 0.080	< 0.080	< 0.070	< 0.080	< 0.10	0.15 J	< 0.080	< 0.080	< 0.080	< 0.10	< 0.080	< 0.10	< 0.080	< 0.20
MW-7B	05/16/2023	-	-	-	-	-	-	-	-	-	-	-	-	-	-
MW-7B	05/19/2023	<0.080	<0.080	<0.070	<0.080	<0.10	<0.090	<0.080	<0.080	<0.080	<0.10	<0.080	<0.10	<0.080	<0.20
MW-7B	08/18/2023	<0.080	<0.080	<0.070	<0.080	<0.10	<0.090	<0.080	<0.080	<0.080	<0.10	<0.080	<0.10	<0.080	<0.20
MW-7B	12/06/2023	<0.080	<0.080	<0.070	<0.080	<0.10	<0.090	<0.080	<0.080	<0.080	<0.10	<0.080	<0.10	<0.080	<0.20
MW-7B	02/08/2024	< 0.080	< 0.080	< 0.070	< 0.080	< 0.10	< 0.090	< 0.080	< 0.080	< 0.080	< 0.10	< 0.080	< 0.10	< 0.080	< 0.20
MW-7B	06/13/2024	<0.080	<0.080	<0.070	<0.080	<0.10	<0.090	<0.080	<0.080	<0.080	<0.10	<0.080	<0.10	<0.080	<0.20
MW-7B	08/22/2024	<0.40	<0.40	<0.35	<0.40	<0.50	<0.45	<0.40	<0.40	<0.40	<0.50	<0.40	<0.50	<0.40	<1.0
MW-7B	03/31/2025	-	-	-	-	-	-	-	-	-	-	-	-	-	-
MW-7B	06/12/2025	< 0.080	< 0.080	< 0.070	< 0.080	< 0.10	< 0.090	< 0.080	< 0.080	< 0.080	< 0.10	< 0.080	< 0.10	< 0.080	< 0.20
MW-8A	05/16/2023	-	-	-	-	-	-	-	-	-	-	-	-	-	-
MW-8A	08/15/2023	-	-	-	-	-	-	-	-	-	-	-	-	-	-
MW-8A	12/04/2023	-	-	-	-	-	-	-	-	-	-	-	-	-	-
MW-8A	02/02/2024	-	-	-	-	-	-	-	-	-	-	-	-	-	-
MW-8A	06/10/2024	-	-	-	-	-	-	-	-	-	-	-	-	-	-
MW-8A	08/19/2024	-	-	-	-	-	-	-	-	-	-	-	-	-	-
MW-8A	03/31/2025	-	-	-	-	-	-	-	-	-	-	-	-	-	-
MW-8A	06/09/2025	-	-	-	-	-	-	-	-	-	-	-	-	-	-
MW-8B	05/16/2023	-	-	-	-	-	-	-	-	-	-	-	-	-	-
MW-8B	08/15/2023	-	-	-	-	-	-	-	-	-	-	-	-	-	-
MW-8B	12/04/2023	-	-	-	-	-	-	-	-	-	-	-	-	-	-
MW-8B	02/05/2024	-	-	-	-	-	-	-	-	-	-	-	-	-	-
MW-8B	06/10/2024	-	-	-	-	-	-	-	-	-	-	-	-	-	-
MW-8B	08/19/2024	-	-	-	-	-	-	-	-	-	-	-	-	-	-
MW-8B	03/31/2025	-	-	-	-	-	-	-	-	-	-	-	-	-	-
MW-8B	06/09/2025	-	-	-	-	-	-	-	-	-	-	-	-	-	-
MW-9A	05/16/2023	-	-	-	-	-	-	-	-	-	-	-	-	-	-
MW-9A	08/15/2023	-	-	-	-	-	-	-	-	-	-	-	-	-	-
MW-9A	12/04/2023	-	-	-	-	-	-	-	-	-	-	-	-	-	-
MW-9A	02/05/2024	-	-	-	-	-	-	-	-	-	-	-	-	-	-
MW-9A	06/10/2024	-	-	-	-	-	-	-	-	-	-	-	-	-	-
MW-9A	08/19/2024	-	-	-	-	-	-	-	-	-	-	-	-	-	-
MW-9A	03/31/2025	-	-	-	-	-	-	-	-	-	-	-	-	-	-
MW-9A	06/09/2025	-	-	-	-	-	-	-	-	-	-	-	-	-	-

Table 1

HISTORICAL GROUNDWATER DATA SUMMARY

High's Store #141 - Former Wally's Citgo

19200 Middletown Rd

Parkton, MD

Well ID	Date[A]	Top of Casing (ft)	Depth to Water (ft)[B]	GW Elevation (ft)[B]	Depth to Bottom (Measured Depth) (ft)	Benzene (µg/L)	Toluene (µg/L)	Ethylbenzene (µg/L)	Total Xylenes (µg/L)	MTBE (µg/L)	Naphthalene (µg/L)	Diisopropyl ether (µg/L)	Tert-amyl methyl ether (µg/L)	Tert-Butyl Alcohol (µg/L)	TPH-GRO (µg/L)	TPH-DRO (µg/L)
GW Clean-up Standards[1]						**5**	**1,000**	**700**	**10,000**	**20**	**0.17**	**NL**	**NL**	**NL**	**47**	**47**
MW-9B	05/16/2023	798.04	40.42	757.62	-	-	-	-	-	-	-	-	-	-	-	-
MW-9B	08/15/2023	798.04	42.05	755.99	-	-	-	-	-	-	-	-	-	-	-	-
MW-9B	12/04/2023	798.04	43.67	754.37	-	-	-	-	-	-	-	-	-	-	-	-
MW-9B	02/05/2024	798.04	42.42	755.62	-	-	-	-	-	-	-	-	-	-	-	-
MW-9B	06/10/2024	798.04	35.20	762.84	-	-	-	-	-	-	-	-	-	-	-	-
MW-9B	08/19/2024	798.04	38.10	759.94	-	-	-	-	-	-	-	-	-	-	-	-
MW-9B	03/31/2025	798.04	44.13	753.91	-	-	-	-	-	-	-	-	-	-	-	-
MW-9B	06/09/2025	798.04	41.57	756.47	-	-	-	-	-	-	-	-	-	-	-	-
MW-10A	05/16/2023	800.69	41.51	759.18	-	<0.10	<0.080	<0.080	<0.070	2.2	<0.080	<0.10	<0.20	<3.0	<23	<57
MW-10A	08/15/2023	800.69	43.03	757.66	-	<0.10	5.0	<0.080	<0.070	1.7	<0.080	<0.10	<0.20	<3.0	<23	<56
MW-10A	12/05/2023	800.69	45.04	755.65	-	<0.10	<0.080	<0.080	<0.070	1.6	<0.080	<0.10	<0.20	<3.0	<23	<57
MW-10A	02/06/2024	800.69	39.03	761.66	-	< 0.10	< 0.080	< 0.080	< 0.070	2.7	< 0.080	< 0.10	< 0.20	< 3.0	35 J	<57
MW-10A	06/11/2024	800.69	38.65	762.04	-	0.21 J	<0.080	<0.080	<0.070	1.8	<0.10	<0.10	<0.20	3.3 J	89	<57
MW-10A	08/20/2024	800.69	40.53	760.16	-	0.15 J	<0.080	<0.080	<0.070	1.5	<0.10	<0.10	<0.20	<3.0	81	<57
MW-10A	04/01/2025	800.69	44.22	756.47	-	0.33 J	< 0.080	< 0.080	< 0.070	3.0	< 0.10	< 0.10	< 0.20	< 3.0	70	< 56
MW-10A	06/10/2025	800.69	38.60	762.09		1.4	< 0.080	< 0.080	2.5	6.0	2.8	0.11 J	< 0.20	27	210	200
MW-10B	05/16/2023	800.75	40.98	759.77	-	<0.10	<0.080	<0.080	<0.070	0.16 J	<0.080	<0.10	<0.20	<3.0	<23	<58
MW-10B	08/15/2023	800.75	43.06	757.69	-	<0.10	3.4	<0.080	<0.070	0.11 J	<0.080	<0.10	<0.20	<3.0	<23	<56
MW-10B	12/05/2023	800.75	44.63	756.12		0.14 J	0.33 J	<0.080	<0.070	1.5	<0.080	<0.10	<0.20	<3.0	<23	<57
MW-10B	02/06/2024	800.75	39.80	760.95	-	0.75	0.21 J	< 0.080	< 0.070	9.2	< 0.080	< 0.10	0.22 J	5.8 J	30 J	<57
MW-10B	06/11/2024	800.75	37.50	763.25	-	0.26 J	0.17 J	<0.080	<0.070	3.7	<0.10	<0.10	<0.20	<3.0	<23	<56
MW-10B	08/21/2024	800.75	40.63	760.12	-	0.31 J	<0.080	<0.080	<0.070	3.6	<0.10	<0.10	<0.20	3.6 J	<23	<57
MW-10B	03/31/2025	800.75	NA	-	-	-	-	-	-	-	-	-	-	-	-	-
MW-10B	06/09/2025	800.75	NA	-	-	-	-	-	-	-	-	-	-	-	-	-
MW-11A	05/16/2023	795.52	47.28	748.24	-	-	-	-	-	-	-	-	-	-	-	-
MW-11A	08/15/2023	795.52	48.58	746.94	-	-	-	-	-	-	-	-	-	-	-	-
MW-11A	12/04/2023	795.52	50.11	745.41	-	-	-	-	-	-	-	-	-	-	-	-
MW-11A	02/06/2024	795.52	46.31	749.21	-	-	-	-	-	-	-	-	-	-	-	-
MW-11A	06/10/2024	795.52	44.98	750.54	-	-	-	-	-	-	-	-	-	-	-	-
MW-11A	08/19/2024	795.52	47.19	748.33	-	-	-	-	-	-	-	-	-	-	-	-
MW-11A	04/01/2025	795.52	50.27	745.25	-	< 0.10	< 0.080	< 0.080	< 0.070	0.25 J	< 0.10	< 0.10	< 0.20	< 3.0	<23	< 56
MW-11A	06/09/2025	795.52	47.77	747.75	-	-	-	-	-	-	-	-	-	-	-	-
MW-11B	05/16/2023	795.22	44.42	750.80	-	-	-	-	-	-	-	-	-	-	-	-
MW-11B	05/17/2023	795.22	44.42	750.80	-	<0.10	<0.080	<0.080	<0.070	0.34 J	<0.080	<0.10	<0.20	<3.0	<23	<58
MW-11B	08/16/2023	795.22	45.95	749.27	-	<0.10	1.7	<0.080	<0.070	0.30 J	<0.080	<0.10	<0.20	<3.0	<23	<57
MW-11B	12/05/2023	795.22	47.81	747.41	-	<0.10	<0.080	<0.080	<0.070	0.27 J	<0.080	<0.10	<0.20	<3.0	<23	<57
MW-11B	02/05/2024	795.22	43.93	751.29	-	< 0.10	< 0.080	< 0.080	< 0.070	0.26 J	< 0.080	< 0.10	< 0.20	< 3.0	24 J	<57
MW-11B	06/10/2024	795.22	41.70	753.52	-	<0.10	<0.080	<0.080	<0.070	0.24 J	<0.10	<0.10	<0.20	<3.0	<23	<56
MW-11B	08/20/2024	795.22	44.10	751.12	-	<0.10	<0.080	<0.080	<0.070	0.23 J	<0.10	<0.10	<0.20	<3.0	<23	<57
MW-11B	04/01/2025	795.22	47.97	747.25	-	< 0.10	< 0.080	< 0.080	< 0.070	0.25 J	< 0.10	< 0.10	< 0.20	< 3.0	24 J	< 56
MW-11B	06/11/2025	795.22	45.02	750.20		< 0.10	< 0.080	< 0.080	< 0.070	0.20 J	< 0.10	< 0.10	< 0.20	< 3.0	<23	< 58
MW-12B	05/16/2023	800.28	44.55	755.73	-	-	-	-	-	-	-	-	-	-	-	-
MW-12B	08/15/2023	800.28	45.60	754.68	-	-	-	-	-	-	-	-	-	-	-	-
MW-12B	12/04/2023	800.28	47.64	752.64		-	-	-	-	-	-	-	-	-	-	-
MW-12B	02/05/2024	800.28	45.51	754.77		-		-	-	-	-	-	-	-	-	-
MW-12B	06/10/2024	800.28	40.85	759.43	-	-	-	-	-	-	-	-	-	-	-	-
MW-12B	08/19/2024	800.28	42.47	757.81	-	-	-	-	-	-	-	-	-	-	-	-
MW-12B	03/31/2025	800.28	47.68	752.60	-	-	-	-	-	-	-	-	-	-	-	-
MW-12B	06/09/2025	800.28	46.70	753.58	-	-	-	-	-	-	-	-	-	-	-	-

Table 1

HISTORICAL GROUNDWATER DATA SUMMARY

High's Store #141 - Former Wally's Citgo

19200 Middletown Rd

Parkton, MD

Well ID	Date[A]	1,2,4-Trimethylbenzene (µg/L)	1,2-Dibromoethane (ug/L)	1,2-Dichloroethane (ug/L)	1,3,5-Trimethylbenzene (ug/L)	Carbon Disulfide (µg/L)	Chloroform (ug/L)	cis-1,2-Dichloroethene (µg/L)	Isopropylbenzene (ug/L)	n-Butylbenzene (ug/L)	n-Propylbenzene (ug/L)	p-Isopropyltoluene (ug/L)	sec-Butylbenzene (ug/L)	Tert-Butylbenzene (ug/L)	Tetrachloroethene (ug/L)
GW Clean-up Standards[1]		**5.6**	**0.05**	**5**	**6**	**81**	**80**	**70**	**45**	**NL**	**NL**	**NL**	**NL**	**NL**	**5**
MW-9B	05/16/2023	-	-	-	-	-	-	-	-	-	-	-	-	-	-
MW-9B	08/15/2023	-	-	-	-	-	-	-	-	-	-	-	-	-	-
MW-9B	12/04/2023	-	-	-	-	-	-	-	-	-	-	-	-	-	-
MW-9B	02/05/2024	-	-	-	-	-	-	-	-	-	-	-	-	-	-
MW-9B	06/10/2024	-	-	-	-	-	-	-	-	-	-	-	-	-	-
MW-9B	08/19/2024	-	-	-	-	-	-	-	-	-	-	-	-	-	-
MW-9B	03/31/2025	-	-	-	-	-	-	-	-	-	-	-	-	-	-
MW-9B	06/09/2025	-	-	-	-	-	-	-	-	-	-	-	-	-	-
MW-10A	05/16/2023	<0.080	<0.080	<0.070	<0.080	<0.10	<0.090	<0.080	<0.080	<0.080	<0.10	<0.080	<0.10	<0.080	<0.20
MW-10A	08/15/2023	<0.080	<0.080	<0.070	<0.080	<0.10	<0.090	<0.080	<0.080	<0.080	<0.10	<0.080	<0.10	<0.080	<0.20
MW-10A	12/05/2023	<0.080	<0.080	<0.070	<0.080	<0.10	<0.090	<0.080	<0.080	<0.080	<0.10	<0.080	<0.10	<0.080	<0.20
MW-10A	02/06/2024	<0.080	<0.080	<0.070	<0.080	<0.10	<0.090	<0.080	<0.080	<0.080	<0.10	<0.080	<0.10	<0.080	<0.20
MW-10A	06/11/2024	<0.080	<0.080	<0.070	<0.080	<0.10	<0.090	<0.080	0.097 J	<0.080	<0.10	<0.080	1.1	<0.080	<0.20
MW-10A	08/20/2024	<0.080	<0.080	<0.070	<0.080	<0.10	<0.090	<0.080	<0.080	<0.080	<0.10	<0.080	0.87	<0.080	<0.20
MW-10A	04/01/2025	< 0.080	< 0.080	< 0.070	< 0.080	< 0.10	< 0.090	< 0.080	0.081 J	< 0.080	< 0.10	< 0.080	1.3	< 0.080	< 0.20
MW-10A	06/10/2025	0.24 J	< 0.080	0.15 J	< 0.080	< 0.10	< 0.090	< 0.080	2.2	0.46 J	< 0.10	< 0.080	4.4	< 0.080	< 0.20
MW-10B	05/16/2023	<0.080	<0.080	<0.070	<0.080	<0.10	<0.090	<0.080	<0.080	<0.080	<0.10	<0.080	<0.10	<0.080	<0.20
MW-10B	08/15/2023	<0.080	<0.080	<0.070	<0.080	<0.10	<0.090	<0.080	<0.080	<0.080	<0.10	<0.080	<0.10	<0.080	<0.20
MW-10B	12/05/2023	<0.080	<0.080	<0.070	<0.080	<0.10	<0.090	<0.080	<0.080	<0.080	<0.10	<0.080	<0.10	<0.080	<0.20
MW-10B	02/06/2024	<0.080	<0.080	<0.070	<0.080	<0.10	<0.090	<0.080	<0.080	<0.080	<0.10	<0.080	<0.10	<0.080	<0.20
MW-10B	06/11/2024	<0.080	<0.080	<0.070	<0.080	<0.10	<0.090	<0.080	<0.080	<0.080	<0.10	<0.080	<0.10	<0.080	<0.20
MW-10B	08/21/2024	<0.080	<0.080	<0.070	<0.080	<0.10	<0.090	<0.080	<0.080	<0.080	<0.10	<0.080	0.11 J	<0.080	<0.20
MW-10B	03/31/2025	-	-	-	-	-	-	-	-	-	-	-	-	-	-
MW-10B	06/09/2025	-	-	-	-	-	-	-	-	-	-	-	-	-	-
MW-11A	05/16/2023	-	-	-	-	-	-	-	-	-	-	-	-	-	-
MW-11A	08/15/2023	-	-	-	-	-	-	-	-	-	-	-	-	-	-
MW-11A	12/04/2023	-	-	-	-	-	-	-	-	-	-	-	-	-	-
MW-11A	02/06/2024	-	-	-	-	-	-	-	-	-	-	-	-	-	-
MW-11A	06/10/2024	-	-	-	-	-	-	-	-	-	-	-	-	-	-
MW-11A	08/19/2024	-	-	-	-	-	-	-	-	-	-	-	-	-	-
MW-11A	04/01/2025	< 0.080	< 0.080	< 0.070	< 0.080	< 0.10	< 0.090	< 0.080	< 0.080	< 0.080	< 0.10	< 0.080	< 0.10	< 0.080	< 0.20
MW-11A	06/09/2025	-	-	-	-	-	-	-	-	-	-	-	-	-	-
MW-11B	05/16/2023	-	-	-	-	-	-	-	-	-	-	-	-	-	-
MW-11B	05/17/2023	<0.080	<0.080	<0.070	<0.080	<0.10	<0.090	<0.080	<0.080	<0.080	<0.10	<0.080	<0.10	<0.080	<0.20
MW-11B	08/16/2023	<0.080	<0.080	<0.070	<0.080	<0.10	<0.090	<0.080	<0.080	<0.080	<0.10	<0.080	<0.10	<0.080	<0.20
MW-11B	12/05/2023	<0.080	<0.080	<0.070	<0.080	<0.10	<0.080	<0.080	<0.080	<0.080	<0.20	<0.10	<0.080	<0.080	<0.10
MW-11B	02/05/2024	<0.080	<0.080	<0.070	<0.080	<0.10	<0.090	<0.080	<0.080	<0.080	<0.10	<0.080	<0.10	<0.080	<0.20
MW-11B	06/10/2024	<0.080	<0.080	<0.070	<0.080	<0.10	<0.090	<0.080	<0.080	<0.080	<0.10	<0.080	<0.10	<0.080	<0.20
MW-11B	08/20/2024	<0.080	<0.080	<0.070	<0.080	<0.10	<0.090	<0.080	<0.080	<0.080	<0.10	<0.080	<0.10	<0.080	<0.20
MW-11B	04/01/2025	< 0.080	< 0.080	< 0.070	< 0.080	< 0.10	< 0.090	< 0.080	< 0.080	< 0.080	< 0.10	< 0.080	< 0.10	< 0.080	< 0.20
MW-11B	06/11/2025	< 0.080	< 0.080	< 0.070	< 0.080	< 0.10	< 0.090	< 0.080	< 0.080	< 0.080	< 0.10	< 0.080	< 0.10	< 0.080	< 0.20
MW-12B	05/16/2023	-	-	-	-	-	-	-	-	-	-	-	-	-	-
MW-12B	08/15/2023	-	-	-	-	-	-	-	-	-	-	-	-	-	-
MW-12B	12/04/2023	-	-	-	-	-	-	-	-	-	-	-	-	-	-
MW-12B	02/05/2024	-	-	-	-	-	-	-	-	-	-	-	-	-	-
MW-12B	06/10/2024	-	-	-	-	-	-	-	-	-	-	-	-	-	-
MW-12B	08/19/2024	-	-	-	-	-	-	-	-	-	-	-	-	-	-
MW-12B	03/31/2025	-	-	-	-	-	-	-	-	-	-	-	-	-	-
MW-12B	06/09/2025	-	-	-	-	-	-	-	-	-	-	-	-	-	-

Table 1

HISTORICAL GROUNDWATER DATA SUMMARY

High's Store #141 - Former Wally's Citgo

19200 Middletown Rd

Parkton, MD

Well ID	Date[A]	Top of Casing (ft)	Depth to Water (ft)[B]	GW Elevation (ft)[B]	Depth to Bottom (Measured Depth) (ft)	Benzene (µg/L)	Toluene (µg/L)	Ethylbenzene (µg/L)	Total Xylenes (µg/L)	MTBE (µg/L)	Naphthalene (µg/L)	Diisopropyl ether (µg/L)	Tert-amyl methyl ether (µg/L)	Tert-Butyl Alcohol (µg/L)	TPH-GRO (µg/L)	TPH-DRO (µg/L)
GW Clean-up Standards[1]						**5**	**1,000**	**700**	**10,000**	**20**	**0.17**	**NL**	**NL**	**NL**	**47**	**47**
MW-14A	05/16/2023	797.53	45.35	752.18	-	-	-	-	-	-	-	-	-	-	-	-
MW-14A	08/15/2023	797.53	46.84	750.69	-	-	-	-	-	-	-	-	-	-	-	-
MW-14A	12/04/2023	797.53	48.26	749.27	-	-	-	-	-	-	-	-	-	-	-	-
MW-14A	02/05/2024	797.53	45.26	752.27	-	-	-	-	-	-	-	-	-	-	-	-
MW-14A	06/10/2024	797.53	42.71	754.82	-	-	-	-	-	-	-	-	-	-	-	-
MW-14A	08/19/2024	797.53	44.80	752.73	-	-	-	-	-	-	-	-	-	-	-	-
MW-14A	03/31/2025	797.53	47.97	749.56	-	-	-	-	-	-	-	-	-	-	-	-
MW-14A	06/09/2025	797.53	44.46	753.07	-	-	-	-	-	-	-	-	-	-	-	-
MW-14B	05/16/2023	797.33	43.32	754.01	-	-	-	-	-	-	-	-	-	-	-	-
MW-14B	05/17/2023	797.33	43.32	754.01	-	0.84	<0.080	<0.080	<0.070	13	<0.080	0.57	0.65	33	25 J	<57
MW-14B	08/16/2023	797.33	44.44	752.89	-	0.67	2.2	<0.080	<0.070	12	<0.080	0.49 J	0.52	37	37 J	<57
MW-14B	12/06/2023	797.33	46.04	751.29		0.52	<0.080	<0.080	<0.070	9.6	<0.080	0.57	0.53	41	27 J	<57
MW-14B	02/07/2024	797.33	44.09	753.24	-	1.2	< 0.080	< 0.080	< 0.070	11	< 0.080	0.51	0.48 J	31	42 J	< 56
MW-14B	06/11/2024	797.33	40.25	757.08	-	1.8	<0.080	<0.080	<0.070	13	<0.10	0.50	0.60	35	31 J	<57
MW-14B	08/20/2024	797.33	42.53	754.80	-	1.3	<0.080	<0.080	<0.070	13	<0.10	0.46 J	0.60	29	35 J	<57
MW-14B	04/01/2025	797.33	45.68	751.65	-	0.50	< 0.080	< 0.080	< 0.070	13	< 0.10	0.47 J	0.55	27	23 J	< 57
MW-14B	06/10/2025	797.33	43.68	753.65		0.91	< 0.080	< 0.080	< 0.070	12	< 0.10	0.38 J	< 0.20	21	25 J	< 57
MW-15	05/16/2023	793.55	48.82	744.73	-	-	-	-	-	-	-	-	-	-	-	-
MW-15	05/18/2023	793.55	48.82	744.73	-	<0.10	<0.080	<0.080	<0.070	10	<0.080	0.16 J	0.26 J	<3.0	<23	<57
MW-15	08/21/2023	793.55	49.78	743.77	-	0.37 J	0.24 J	<0.080	0.11 J	37	0.091 J	0.42 J	1.2	11	36 J	<56
MW-15	12/07/2023	793.55	51.12	742.43	-	<0.10	<0.080	<0.080	<0.070	2.2	0.10 J	<0.10	<0.20	<3.0	<23	<56
MW-15	02/08/2024	793.55	48.83	744.72	-	0.67	< 0.080	< 0.080	0.17 J	42	0.23 J	0.55	1.4	17	71	<56
MW-15	06/10/2024	793.55	46.07	747.48	-	-	-	-	-	-	-	-	-	-	-	-
MW-15	08/26/2024	793.55	48.23*	745.32	-	<0.10	<0.080	<0.080	<0.070	7.0	<0.10	<0.10	<0.20	<3.0	<23	<57
MW-15	04/03/2025	793.55	51.11	742.44	-	<0.10	<0.10	<0.10	<0.10	7.7	<0.20	<0.10	0.16 J	<5.0	<23	<56
MW-15	06/11/2025	793.55	49.17	744.38		0.11 J	< 0.080	< 0.080	< 0.070	12	< 0.10	0.12 J	0.27 J	< 3.0	<23	< 57
MW-16A	05/16/2023	778.96	43.43	735.53	-	-	-	-	-	-	-	-	-	-	-	-
MW-16A	05/22/2023	778.96	43.58	735.38	-	<0.10	<0.080	<0.080	<0.070	0.81	0.17 J	<0.10	<0.20	<3.0	<23	88 J
MW-16A	08/18/2023	778.96	44.73	734.23	-	<0.10	0.87	<0.080	<0.070	0.8	<0.080	<0.10	<0.20	<3.0	<23	<56
MW-16A	12/08/2023	778.96	46.49	732.47		<0.10	<0.080	<0.080	<0.070	0.8	<0.080	<0.10	<0.20	<3.0	30 J	<56
MW-16A	02/07/2024	778.96	42.54	736.42	-	< 0.10	< 0.080	< 0.080	< 0.070	0.78	< 0.080	< 0.10	< 0.20	< 3.0	28 J	<56
MW-16A	06/12/2024	778.96	41.27	737.69	-	<0.10	<0.080	<0.080	<0.070	0.67	<0.10	<0.10	<0.20	<3.0	<23	<57
MW-16A	08/21/2024	778.96	43.25	735.71	-	<0.10	<0.080	<0.080	<0.070	0.75	<0.10	<0.10	<0.20	<3.0	<23	<56
MW-16A	04/03/2025	778.96	46.72	732.24	-	<0.10	<0.10	<0.10	<0.10	0.88	<0.20	<0.10	<0.10	<5.0	<23	<57
MW-16A	06/11/2025	778.96	44.24	734.72	-	< 0.10	< 0.080	< 0.080	< 0.070	0.66	< 0.10	< 0.10	< 0.20	< 3.0	<23	< 57
MW-16B	05/16/2023	778.24	44.12	734.12	-	-	-	-	-	-	-	-	-	-	-	-
MW-16B	05/22/2023	778.24	44.20	734.04	-	<0.10	<0.080	<0.080	<0.070	1.8	<0.080	0.47 J	<0.20	<3.0	<23	<57
MW-16B	08/18/2023	778.24	45.38	732.86	-	<0.10	1.1	<0.080	<0.070	2.6	<0.080	0.77	<0.20	<3.0	<23	<56
MW-16B	12/08/2023	778.24	47.15	731.09	-	<0.10	0.12 J	<0.080	<0.070	8.0	<0.080	0.13 J	<0.20	5.7 J	<23	<57
MW-16B	02/07/2024	778.24	43.18	735.06	-	< 0.10	< 0.080	< 0.080	< 0.070	3.0	< 0.080	0.75	< 0.20	< 3.0	< 23	< 56
MW-16B	06/12/2024	778.24	41.88	736.36	-	<0.10	<0.080	<0.080	<0.070	3.5	<0.10	0.87	<0.20	<3.0	<23	<57
MW-16B	08/21/2024	778.24	43.86	734.38	-	<0.10	<0.080	<0.080	<0.070	1.6	<0.10	<0.10	<0.20	<3.0	<23	<56
MW-16B	04/03/2025	778.24	47.37	730.87	-	<0.10	<0.10	<0.10	<0.10	17	<0.20	0.32 J	0.30 J	8.9 J	<23	<56
MW-16B	06/11/2025	778.24	44.88	733.36		< 0.10	< 0.080	< 0.080	< 0.070	2.6	< 0.10	0.40 J	< 0.20	< 3.0	<23	< 57
MW-17A	05/16/2023	785.01	33.50	751.51	-	-	-	-	-	-	-	-	-	-	-	-
MW-17A	08/15/2023	785.01	34.97	750.04	-	-	-	-	-	-	-	-	-	-	-	-
MW-17A	12/04/2023	785.01	36.57	748.44	-	-	-	-	-	-	-	-	-	-	-	-
MW-17A	02/05/2024	785.01	33.60	751.41	-	-	-	-	-	-	-	-	-	-	-	-
MW-17A	06/10/2024	785.01	30.82	754.19	-	-	-	-	-	-	-	-	-	-	-	-
MW-17A	08/19/2024	785.01	32.97	752.04	-	-	-	-	-	-	-	-	-	-	-	-
MW-17A	03/31/2025	785.01	36.36	748.65	-	-	-	-	-	-	-	-	-	-	-	-
MW-17A	06/09/2025	785.01	32.94	752.07	-	-	-	-	-	-	-	-	-	-	-	-

Table 1

HISTORICAL GROUNDWATER DATA SUMMARY

High's Store #141 - Former Wally's Citgo

19200 Middletown Rd

Parkton, MD

Well ID	Date[A]	1,2,4-Trimethylbenzene (µg/L)	1,2-Dibromoethane (ug/L)	1,2-Dichloroethane (ug/L)	1,3,5-Trimethylbenzene (ug/L)	Carbon Disulfide (µg/L)	Chloroform (ug/L)	cis-1,2-Dichloroethene (µg/L)	Isopropylbenzene (ug/L)	n-Butylbenzene (ug/L)	n-Propylbenzene (ug/L)	p-Isopropyltoluene (ug/L)	sec-Butylbenzene (ug/L)	Tert-Butylbenzene (ug/L)	Tetrachloroethene (ug/L)
GW Clean-up Standards[1]		**5.6**	**0.05**	**5**	**6**	**81**	**80**	**70**	**45**	**NL**	**NL**	**NL**	**NL**	**NL**	**5**
MW-14A	05/16/2023	-	-	-	-	-	-	-	-	-	-	-	-	-	-
MW-14A	08/15/2023	-	-	-	-	-	-	-	-	-	-	-	-	-	-
MW-14A	12/04/2023	-	-	-	-	-	-	-	-	-	-	-	-	-	-
MW-14A	02/05/2024	-	-	-	-	-	-	-	-	-	-	-	-	-	-
MW-14A	06/10/2024	-	-	-	-	-	-	-	-	-	-	-	-	-	-
MW-14A	08/19/2024	-	-	-	-	-	-	-	-	-	-	-	-	-	-
MW-14A	03/31/2025	-	-	-	-	-	-	-	-	-	-	-	-	-	-
MW-14A	06/09/2025	-	-	-	-	-	-	-	-	-	-	-	-	-	-
MW-14B	05/16/2023	-	-	-	-	-	-	-	-	-	-	-	-	-	-
MW-14B	05/17/2023	<0.080	<0.080	0.84	<0.080	<0.10	<0.090	<0.080	<0.080	<0.080	<0.10	<0.080	0.28 J	<0.080	<0.20
MW-14B	08/16/2023	<0.080	<0.080	0.77	<0.080	<0.10	<0.090	<0.080	<0.080	<0.080	<0.10	<0.080	0.29 J	<0.080	<0.20
MW-14B	12/06/2023	<0.080	<0.080	0.72	<0.080	<0.10	<0.080	<0.080	<0.080	<0.080	<0.20	<0.10	<0.080	<0.080	<0.10
MW-14B	02/07/2024	< 0.080	< 0.080	0.58	< 0.080	<0.10	<0.090	<0.080	<0.080	<0.080	<0.10	<0.080	0.33 J	<0.080	<0.20
MW-14B	06/11/2024	<0.080	<0.080	0.69	<0.080	<0.10	<0.090	<0.080	<0.080	<0.080	<0.10	<0.080	0.36 J	<0.080	<0.20
MW-14B	08/20/2024	<0.080	<0.080	0.64	<0.080	<0.10	<0.090	<0.080	<0.080	<0.080	<0.10	<0.080	0.33 J	<0.080	<0.20
MW-14B	04/01/2025	< 0.080	< 0.080	0.57	< 0.080	< 0.10	< 0.090	< 0.080	< 0.080	< 0.080	< 0.10	< 0.080	0.28 J	< 0.080	< 0.20
MW-14B	06/10/2025	< 0.080	< 0.080	0.59	< 0.080	< 0.10	< 0.090	< 0.080	< 0.080	< 0.080	< 0.10	< 0.080	0.38 J	< 0.080	< 0.20
MW-15	05/16/2023	-	-	-	-	-	-	-	-	-	-	-	-	-	-
MW-15	05/18/2023	<0.080	<0.080	<0.070	<0.080	<0.10	<0.090	<0.080	<0.080	<0.080	<0.10	<0.080	<0.10	<0.080	<0.20
MW-15	08/21/2023	<0.080	<0.080	0.12 J	<0.080	<0.10	<0.090	<0.080	<0.080	<0.080	<0.10	<0.080	<0.10	<0.080	<0.20
MW-15	12/07/2023	<0.080	<0.080	<0.070	<0.080	<0.10	<0.080	<0.080	<0.080	<0.080	<0.20	<0.10	<0.080	<0.080	<0.10
MW-15	02/08/2024	<0.080	<0.080	<0.070	<0.080	< 0.10	<0.090	< 0.080	<0.080	< 0.080	< 0.10	< 0.080	< 0.10	< 0.080	<0.20
MW-15	06/10/2024	-	-	-	-	-	-	-	-	-	-	-	-	-	-
MW-15	08/26/2024	<0.080	<0.080	<0.070	<0.080	<0.10	<0.090	<0.080	<0.080	<0.080	<0.10	<0.080	<0.10	<0.080	<0.20
MW-15	04/03/2025	<0.10	<0.10	<0.10	<0.10	<0.40	<0.10	<0.10	<0.10	<0.20	<0.10	<0.20	<0.20	<0.10	<0.10
MW-15	06/11/2025	< 0.080	< 0.080	< 0.070	< 0.080	< 0.10	< 0.090	< 0.080	< 0.080	< 0.080	< 0.10	< 0.080	< 0.10	< 0.080	< 0.20
MW-16A	05/16/2023	-	-	-	-	-	-	-	-	-	-	-	-	-	-
MW-16A	05/22/2023	<0.080	<0.080	<0.070	<0.080	<0.10	<0.090	<0.080	<0.080	<0.080	<0.10	<0.080	<0.10	<0.080	<0.20
MW-16A	08/18/2023	<0.080	<0.080	<0.070	<0.080	<0.10	<0.090	<0.080	<0.080	<0.080	<0.10	<0.080	<0.10	<0.080	<0.20
MW-16A	12/08/2023	<0.080	<0.080	<0.070	<0.080	<0.10	<0.080	<0.080	<0.080	<0.080	<0.20	<0.10	<0.080	<0.080	<0.10
MW-16A	02/07/2024	<0.080	<0.080	<0.070	<0.080	< 0.10	<0.090	< 0.080	<0.080	< 0.080	< 0.10	< 0.080	< 0.10	< 0.080	<0.20
MW-16A	06/12/2024	<0.080	<0.080	<0.070	<0.080	<0.10	<0.090	<0.080	<0.080	<0.080	<0.10	<0.080	<0.10	<0.080	<0.20
MW-16A	08/21/2024	<0.080	<0.080	<0.070	<0.080	<0.10	<0.090	<0.080	<0.080	<0.080	<0.10	<0.080	<0.10	<0.080	<0.20
MW-16A	04/03/2025	<0.10	<0.10	<0.10	<0.10	<0.40	<0.10	<0.10	<0.10	<0.20	<0.10	<0.20	<0.20	<0.10	<0.10
MW-16A	06/11/2025	< 0.080	< 0.080	< 0.070	< 0.080	< 0.10	< 0.090	< 0.080	< 0.080	< 0.080	< 0.10	< 0.080	< 0.10	< 0.080	< 0.20
MW-16B	05/16/2023	-	-	-	-	-	-	-	-	-	-	-	-	-	-
MW-16B	05/22/2023	<0.080	<0.080	0.071 J	<0.080	<0.10	<0.090	<0.080	<0.080	<0.080	<0.10	<0.080	<0.10	<0.080	<0.20
MW-16B	08/18/2023	<0.080	<0.080	0.073 J	<0.080	<0.10	<0.090	<0.080	<0.080	<0.080	<0.10	<0.080	<0.10	<0.080	<0.20
MW-16B	12/08/2023	<0.080	<0.080	<0.070	<0.080	<0.10	<0.090	<0.080	<0.080	<0.080	<0.10	<0.080	<0.10	<0.080	<0.20
MW-16B	02/07/2024	< 0.080	< 0.080	< 0.070	<0.080	< 0.10	<0.090	< 0.080	<0.080	< 0.080	< 0.10	< 0.080	< 0.10	< 0.080	<0.20
MW-16B	06/12/2024	<0.080	<0.080	<0.070	<0.080	<0.10	<0.090	<0.080	<0.080	<0.080	<0.10	<0.080	<0.10	<0.080	<0.20
MW-16B	08/21/2024	<0.080	<0.080	<0.070	<0.080	<0.10	<0.090	<0.080	<0.080	<0.080	<0.10	<0.080	<0.10	<0.080	<0.20
MW-16B	04/03/2025	<0.10	<0.10	0.11 J	<0.10	<0.40	<0.10	<0.10	<0.10	<0.20	<0.10	<0.20	<0.20	<0.10	<0.10
MW-16B	06/11/2025	< 0.080	< 0.080	< 0.070	< 0.080	< 0.10	< 0.090	< 0.080	< 0.080	< 0.080	< 0.10	< 0.080	< 0.10	< 0.080	< 0.20
MW-17A	05/16/2023	-	-	-	-	-	-	-	-	-	-	-	-	-	-
MW-17A	08/15/2023	-	-	-	-	-	-	-	-	-	-	-	-	-	-
MW-17A	12/04/2023	-	-	-	-	-	-	-	-	-	-	-	-	-	-
MW-17A	02/05/2024	-	-	-	-	-	-	-	-	-	-	-	-	-	-
MW-17A	06/10/2024	-	-	-	-	-	-	-	-	-	-	-	-	-	-
MW-17A	08/19/2024	-	-	-	-	-	-	-	-	-	-	-	-	-	-
MW-17A	03/31/2025	-	-	-	-	-	-	-	-	-	-	-	-	-	-
MW-17A	06/09/2025	-	-	-	-	-	-	-	-	-	-	-	-	-	-

Table 1

HISTORICAL GROUNDWATER DATA SUMMARY

High's Store #141 - Former Wally's Citgo

19200 Middletown Rd

Parkton, MD

Well ID	Date[A]	Top of Casing (ft)	Depth to Water (ft)[B]	GW Elevation (ft)[B]	Depth to Bottom (Measured Depth) (ft)	Benzene (µg/L)	Toluene (µg/L)	Ethylbenzene (µg/L)	Total Xylenes (µg/L)	MTBE (µg/L)	Naphthalene (µg/L)	Diisopropyl ether (µg/L)	Tert-amyl methyl ether (µg/L)	Tert-Butyl Alcohol (µg/L)	TPH-GRO (µg/L)	TPH-DRO (µg/L)
GW Clean-up Standards[1]						**5**	**1,000**	**700**	**10,000**	**20**	**0.17**	**NL**	**NL**	**NL**	**47**	**47**
MW-17B	05/16/2023	785.17	33.33	751.84	-	-	-	-	-	-	-	-	-	-	-	-
MW-17B	05/17/2023	785.17	33.33	751.84	-	1.8	<0.080	<0.080	<0.070	3.4	<0.080	0.14 J	<0.20	<3.0	<23	<57
MW-17B	08/16/2023	785.17	34.80	750.37	-	1.9	2.5	<0.080	<0.070	3.2	<0.080	0.13 J	<0.20	<3.0	25 J	91 J
MW-17B	12/06/2023	785.17	36.44	748.73	-	2.0	0.086 J	<0.080	<0.070	3.4	<0.080	0.16 J	<0.20	<3.0	<23	<57
MW-17B	02/06/2024	785.17	33.47	751.70	-	1.9	0.14 J	< 0.080	< 0.070	2.9	< 0.080	0.14 J	< 0.20	< 3.0	< 23	95 J
MW-17B	06/11/2024	785.17	30.48	754.69	-	1.8	<0.080	<0.080	<0.070	3.0	<0.10	0.14 J	<0.20	<3.0	<23	120
MW-17B	08/20/2024	785.17	32.75	752.42	-	1.7	<0.080	<0.080	<0.070	3.0	<0.10	0.14 J	<0.20	<3.0	<23	120
MW-17B	04/01/2025	785.17	36.26	748.91	-	1.5	< 0.080	< 0.080	< 0.070	2.6	< 0.10	0.11 J	< 0.20	< 3.0	<23	100 J
MW-17B	06/10/2025	785.17	32.87	752.30		1.5	< 0.080	< 0.080	< 0.070	2.4	< 0.10	0.11 J	< 0.20	< 3.0	<23	87 J
MW-18A	05/16/2023	798.54	46.99	751.55	-	-	-	-	-	-	-	-	-	-	-	-
MW-18A	08/15/2023	798.54	48.55	749.99	-	-	-	-	-	-	-	-	-	-	-	-
MW-18A	12/04/2023	798.54	50.25	748.29	-	-	-	-	-	-	-	-	-	-	-	-
MW-18A	02/05/2024	798.54	46.97	751.57	-	-	-	-	-	-	-	-	-	-	-	-
MW-18A	06/10/2024	798.54	44.32	754.22	-	-	-	-	-	-	-	-	-	-	-	-
MW-18A	08/19/2024	798.54	46.55	751.99	-	-	-	-	-	-	-	-	-	-	-	-
MW-18A	03/31/2025	798.54	50.33	748.21	-	-	-	-	-	-	-	-	-	-	-	-
MW-18A	06/09/2025	798.54	47.35	751.19	-	-	-	-	-	-	-	-	-	-	-	-
MW-18B	05/16/2023	799.12	46.46	752.66	-	-	-	-	-	-	-	-	-	-	-	-
MW-18B	05/22/2023	799.12	46.58	752.54	-	0.47 J	<0.080	<0.080	<0.070	55	<0.080	0.63	1.2	97	67	<56
MW-18B	08/21/2023	799.12	48.02	751.10	-	0.35 J	1.3	<0.080	<0.070	150	<0.080	0.75	1.8	94	69	<57
MW-18B	12/08/2023	799.12	49.89	749.23	-	0.82	0.16 J	<0.080	0.13 J	180	<0.080	1.5	4.0	180	200	<57
MW-18B	02/09/2024	799.12	46.78	752.34	-	0.19 J	< 0.080	< 0.080	< 0.070	2.0	< 0.080	0.22 J	< 0.20	34	< 23	< 57
MW-18B	06/13/2024	799.12	43.57	755.55	-	0.18 J	<0.080	<0.080	<0.070	4.2	<0.10	0.21 J	<0.20	39	<23	<56
MW-18B	08/26/2024	799.12	46.22	752.90	-	0.16 J	<0.080	<0.080	<0.070	5.2	<0.10	0.12 J	<0.20	29	<23	<57
MW-18B	04/04/2025	799.12	50.02	749.10	-	0.61	0.18 J	< 0.080	0.089 J	130	< 0.10	0.84	2.3	120	< 23	< 57
MW-18B	06/13/2025	799.12	47.79	751.33		< 0.10	< 0.080	< 0.080	< 0.070	2.2	< 0.10	< 0.10	< 0.20	< 3.0	<23	< 57
MW-19A	05/16/2023	761.83	26.61	735.22	-	-	-	-	-	-	-	-	-	-	-	-
MW-19A	08/15/2023	761.83	-	-	-	-	-	-	-	-	-	-	-	-	-	-
MW-19A	12/04/2023	761.83	30.13	731.70	-	-	-	-	-	-	-	-	-	-	-	-
MW-19A	02/05/2024	761.83	23.83	738.00	-	-	-	-	-	-	-	-	-	-	-	-
MW-19A	06/10/2024	761.83	24.67	737.16	-	-	-	-	-	-	-	-	-	-	-	-
MW-19A	08/19/2024	761.83	NA	-	-	-	-	-	-	-	-	-	-	-	-	-
MW-19A	04/02/2025	761.83	30.13	731.70		< 0.10	< 0.080	< 0.080	< 0.070	< 0.080	< 0.10	< 0.10	< 0.20	< 3.0	<23	< 56
MW-19A	06/09/2025	761.83	NA	-	-	-	-	-	-	-	-	-	-	-	-	-
MW-19B	05/16/2023	762.80	24.38	738.42	-	-	-	-	-	-	-	-	-	-	-	-
MW-19B	08/15/2023	762.80	-	-	-	-	-	-	-	-	-	-	-	-	-	-
MW-19B	12/04/2023	762.80	26.55	736.25	-	-	-	-	-	-	-	-	-	-	-	-
MW-19B	02/05/2024	762.80	20.10	742.70	-	-	-	-	-	-	-	-	-	-	-	-
MW-19B	06/10/2024	762.80	20.45	742.35	-	-	-	-	-	-	-	-	-	-	-	-
MW-19B	08/19/2024	762.80	NA	-	-	-	-	-	-	-	-	-	-	-	-	-
MW-19B	04/02/2025	762.80	26.10	736.70	-	< 0.10	< 0.080	< 0.080	< 0.070	< 0.080	< 0.10	< 0.10	< 0.20	< 3.0	<23	< 56
MW-19B	06/09/2025	762.80	NA	-	-	-	-	-	-	-	-	-	-	-	-	-
MW-20A	05/16/2023	758.61	32.97	725.64	-	-	-	-	-	-	-	-	-	-	-	-
MW-20A	05/17/2023	758.61	32.97	725.64	-	<0.10	<0.080	<0.080	<0.070	0.43 J	0.16 J	<0.10	<0.20	<3.0	<23	<57
MW-20A	08/15/2023	758.61	-	-	-	-	-	-	-	-	-	-	-	-	-	-
MW-20A	12/05/2023	758.61	37.15	721.46	-	<0.10	<0.080	<0.080	<0.070	0.40 J	<0.080	<0.10	<0.20	<3.0	<23	<56
MW-20A	02/06/2024	758.61	32.24	726.37	-	< 0.10	< 0.080	< 0.080	< 0.070	0.30 J	< 0.080	< 0.10	< 0.20	< 3.0	< 23	<56
MW-20A	06/12/2024	758.61	28.40	730.21	-	<0.10	<0.080	<0.080	<0.070	0.32 J	<0.10	<0.10	<0.20	<3.0	<23	<57
MW-20A	08/19/2024	758.61	NA	-	-	-	-	-	-	-	-	-	-	-	-	-
MW-20A	04/02/2025	758.61	37.33	721.28	-	< 0.10	< 0.080	< 0.080	< 0.070	0.38 J	< 0.10	< 0.10	< 0.20	< 3.0	<23	66 J
MW-20A	06/09/2025	758.61	NA	-	-	-	-	-	-	-	-	-	-	-	-	-

Table 1

HISTORICAL GROUNDWATER DATA SUMMARY

High's Store #141 - Former Wally's Citgo

19200 Middletown Rd

Parkton, MD

Well ID	Date[A]	1,2,4-Trimethylbenzene (µg/L)	1,2-Dibromoethane (ug/L)	1,2-Dichloroethane (ug/L)	1,3,5-Trimethylbenzene (ug/L)	Carbon Disulfide (µg/L)	Chloroform (ug/L)	cis-1,2-Dichloroethene (µg/L)	Isopropylbenzene (ug/L)	n-Butylbenzene (ug/L)	n-Propylbenzene (ug/L)	p-Isopropyltoluene (ug/L)	sec-Butylbenzene (ug/L)	Tert-Butylbenzene (ug/L)	Tetrachloroethene (ug/L)
GW Clean-up Standards[1]		**5.6**	**0.05**	**5**	**6**	**81**	**80**	**70**	**45**	**NL**	**NL**	**NL**	**NL**	**NL**	**5**
MW-17B	05/16/2023	-	-	-	-	-	-	-	-	-	-	-	-	-	-
MW-17B	05/17/2023	<0.080	<0.080	0.22 J	<0.080	<0.10	<0.090	<0.080	<0.080	<0.080	<0.10	<0.080	<0.10	<0.080	<0.20
MW-17B	08/16/2023	<0.080	<0.080	0.25 J	<0.080	<0.10	<0.090	<0.080	0.13 J	<0.080	<0.10	<0.080	<0.10	<0.080	<0.20
MW-17B	12/06/2023	<0.080	<0.080	0.25 J	<0.080	<0.10	<0.090	<0.080	0.13 J	<0.080	<0.10	<0.080	<0.10	<0.080	<0.20
MW-17B	02/06/2024	< 0.080	< 0.080	0.19 J	< 0.080	< 0.10	< 0.090	< 0.080	0.084 J	< 0.080	< 0.10	< 0.080	< 0.10	< 0.080	< 0.20
MW-17B	06/11/2024	<0.080	<0.080	0.24 J	<0.080	<0.10	<0.090	<0.080	0.098 J	<0.080	<0.10	<0.080	<0.10	<0.080	<0.20
MW-17B	08/20/2024	<0.080	<0.080	0.22 J	<0.080	0.32 J	<0.090	<0.080	0.085 J	<0.080	<0.10	<0.080	<0.10	<0.080	<0.20
MW-17B	04/01/2025	< 0.080	< 0.080	0.18 J	< 0.080	< 0.10	< 0.090	< 0.080	< 0.080	< 0.080	< 0.10	< 0.080	< 0.10	< 0.080	< 0.20
MW-17B	06/10/2025	< 0.080	< 0.080	0.22 J	< 0.080	< 0.10	< 0.090	< 0.080	0.088 J	< 0.080	< 0.10	< 0.080	< 0.10	< 0.080	< 0.20
MW-18A	05/16/2023	-	-	-	-	-	-	-	-	-	-	-	-	-	-
MW-18A	08/15/2023	-	-	-	-	-	-	-	-	-	-	-	-	-	-
MW-18A	12/04/2023	-	-	-	-	-	-	-	-	-	-	-	-	-	-
MW-18A	02/05/2024	-	-	-	-	-	-	-	-	-	-	-	-	-	-
MW-18A	06/10/2024	-	-	-	-	-	-	-	-	-	-	-	-	-	-
MW-18A	08/19/2024	-	-	-	-	-	-	-	-	-	-	-	-	-	-
MW-18A	03/31/2025	-	-	-	-	-	-	-	-	-	-	-	-	-	-
MW-18A	06/09/2025	-	-	-	-	-	-	-	-	-	-	-	-	-	-
MW-18B	05/16/2023	-	-	-	-	-	-	-	-	-	-	-	-	-	-
MW-18B	05/22/2023	<0.080	<0.080	<0.070	<0.080	<0.10	<0.090	<0.080	<0.080	<0.080	<0.10	<0.080	<0.10	<0.080	<0.20
MW-18B	08/21/2023	<0.080	<0.080	<0.070	<0.080	<0.10	<0.090	<0.080	<0.080	<0.080	<0.10	<0.080	<0.10	<0.080	<0.20
MW-18B	12/08/2023	<0.080	<0.080	0.099 J	<0.080	<0.10	<0.090	<0.080	<0.080	<0.080	<0.10	<0.080	<0.10	<0.080	<0.20
MW-18B	02/09/2024	< 0.080	< 0.080	< 0.070	< 0.080	< 0.10	< 0.090	< 0.080	< 0.080	< 0.080	< 0.10	< 0.080	< 0.10	< 0.080	< 0.20
MW-18B	06/13/2024	<0.080	<0.080	<0.070	<0.080	<0.10	<0.090	<0.080	<0.080	<0.080	<0.10	<0.080	<0.10	<0.080	<0.20
MW-18B	08/26/2024	<0.080	<0.080	<0.070	<0.080	<0.10	<0.090	<0.080	<0.080	<0.080	<0.10	<0.080	<0.10	<0.080	<0.20
MW-18B	04/04/2025	< 0.080	< 0.080	< 0.070	< 0.080	< 0.10	< 0.090	< 0.080	< 0.080	< 0.080	< 0.10	< 0.080	< 0.10	< 0.080	< 0.20
MW-18B	06/13/2025	< 0.080	< 0.080	< 0.070	< 0.080	< 0.10	< 0.090	< 0.080	< 0.080	< 0.080	< 0.10	< 0.080	< 0.10	< 0.080	< 0.20
MW-19A	05/16/2023	-	-	-	-	-	-	-	-	-	-	-	-	-	-
MW-19A	08/15/2023	-	-	-	-	-	-	-	-	-	-	-	-	-	-
MW-19A	12/04/2023	-	-	-	-	-	-	-	-	-	-	-	-	-	-
MW-19A	02/05/2024	-	-	-	-	-	-	-	-	-	-	-	-	-	-
MW-19A	06/10/2024	-	-	-	-	-	-	-	-	-	-	-	-	-	-
MW-19A	08/19/2024	-	-	-	-	-	-	-	-	-	-	-	-	-	-
MW-19A	04/02/2025	< 0.080	< 0.080	< 0.070	< 0.080	< 0.10	< 0.090	< 0.080	< 0.080	< 0.080	< 0.10	< 0.080	< 0.10	< 0.080	< 0.20
MW-19A	06/09/2025	-	-	-	-	-	-	-	-	-	-	-	-	-	-
MW-19B	05/16/2023	-	-	-	-	-	-	-	-	-	-	-	-	-	-
MW-19B	08/15/2023	-	-	-	-	-	-	-	-	-	-	-	-	-	-
MW-19B	12/04/2023	-	-	-	-	-	-	-	-	-	-	-	-	-	-
MW-19B	02/05/2024	-	-	-	-	-	-	-	-	-	-	-	-	-	-
MW-19B	06/10/2024	-	-	-	-	-	-	-	-	-	-	-	-	-	-
MW-19B	08/19/2024	-	-	-	-	-	-	-	-	-	-	-	-	-	-
MW-19B	04/02/2025	< 0.080	< 0.080	< 0.070	< 0.080	< 0.10	< 0.090	< 0.080	< 0.080	< 0.080	< 0.10	< 0.080	< 0.10	< 0.080	< 0.20
MW-19B	06/09/2025	-	-	-	-	-	-	-	-	-	-	-	-	-	-
MW-20A	05/16/2023	-	-	-	-	-	-	-	-	-	-	-	-	-	-
MW-20A	05/17/2023	<0.080	<0.080	<0.070	<0.080	<0.10	<0.090	<0.080	<0.080	<0.080	<0.10	<0.080	<0.10	<0.080	<0.20
MW-20A	08/15/2023	-	-	-	-	-	-	-	-	-	-	-	-	-	-
MW-20A	12/05/2023	<0.080	<0.080	<0.070	<0.080	<0.10	<0.090	<0.080	<0.080	<0.080	<0.10	<0.080	<0.10	<0.080	<0.20
MW-20A	02/06/2024	<0.080	<0.080	<0.070	<0.080	<0.10	<0.090	<0.080	<0.080	<0.080	<0.10	<0.080	<0.10	<0.080	<0.20
MW-20A	06/12/2024	<0.080	<0.080	<0.070	<0.080	<0.10	<0.090	<0.080	<0.080	<0.080	<0.10	<0.080	<0.10	<0.080	<0.20
MW-20A	08/19/2024	-	-	-	-	-	-	-	-	-	-	-	-	-	-
MW-20A	04/02/2025	< 0.080	< 0.080	< 0.070	< 0.080	< 0.10	< 0.090	< 0.080	< 0.080	< 0.080	< 0.10	< 0.080	< 0.10	< 0.080	< 0.20
MW-20A	06/09/2025	-	-	-	-	-	-	-	-	-	-	-	-	-	-

Table 1

HISTORICAL GROUNDWATER DATA SUMMARY

High's Store #141 - Former Wally's Citgo

19200 Middletown Rd

Parkton, MD

Well ID	Date[A]	Top of Casing (ft)	Depth to Water (ft)[B]	GW Elevation (ft)[B]	Depth to Bottom (Measured Depth) (ft)	Benzene (µg/L)	Toluene (µg/L)	Ethylbenzene (µg/L)	Total Xylenes (µg/L)	MTBE (µg/L)	Naphthalene (µg/L)	Diisopropyl ether (µg/L)	Tert-amyl methyl ether (µg/L)	Tert-Butyl Alcohol (µg/L)	TPH-GRO (µg/L)	TPH-DRO (µg/L)
GW Clean-up Standards[1]						**5**	**1,000**	**700**	**10,000**	**20**	**0.17**	**NL**	**NL**	**NL**	**47**	**47**
MW-20B	05/16/2023	759.47	33.80	725.67	-	-	-	-	-	-	-	-	-	-	-	-
MW-20B	08/15/2023	759.47	-	-	-	-	-	-	-	-	-	-	-	-	-	-
MW-20B	12/04/2023	759.47	38.02	721.45	-	-	-	-	-	-	-	-	-	-	-	-
MW-20B	02/05/2024	759.47	33.11	726.36	-	-	-	-	-	-	-	-	-	-	-	-
MW-20B	06/10/2024	759.47	29.24	730.23	-	-	-	-	-	-	-	-	-	-	-	-
MW-20B	08/19/2024	759.47	NA	-	-	-	-	-	-	-	-	-	-	-	-	-
MW-20B	04/02/2025	759.47	38.18	721.29	-	< 0.10	< 0.080	< 0.080	< 0.070	< 0.080	< 0.10	< 0.10	< 0.20	< 3.0	<23	< 56
MW-20B	06/09/2025	759.47	NA	-	-	-	-	-	-	-	-	-	-	-	-	-
MW-21	05/16/2023	800.69	41.17	759.52	-	-	-	-	-	-	-	-	-	-	-	-
MW-21	08/15/2023	800.69	42.83	757.86	-	-	-	-	-	-	-	-	-	-	-	-
MW-21	12/04/2023	800.69	44.66	756.03	-	-	-	-	-	-	-	-	-	-	-	-
MW-21	02/05/2024	800.69	38.90	761.79	-	-	-	-	-	-	-	-	-	-	-	-
MW-21	06/10/2024	800.69	38.34	762.35	-	-	-	-	-	-	-	-	-	-	-	-
MW-21	08/19/2024	800.69	40.33	760.36	-	-	-	-	-	-	-	-	-	-	-	-
MW-21	03/31/2025	800.69	43.15	757.54	-	-	-	-	-	-	-	-	-	-	-	-
MW-21	06/09/2025	800.69	37.95	762.74	-	-	-	-	-	-	-	-	-	-	-	-
MW-22	05/16/2023	801.21	41.94	759.27	-	-	-	-	-	-	-	-	-	-	-	-
MW-22	05/17/2023	801.21	41.94	759.27	-	0.82	<0.080	<0.080	0.39 J	7.3	0.31 J	0.14 J	<0.20	53	320	220
MW-22	08/15/2023	801.21	43.25	757.96	-	0.55	<0.080	0.44 J	0.087 J	42	<0.080	0.48 J	1.9	51	320	190
MW-22	12/04/2023	801.21	45.10	756.11	45.13	-	-	-	-	-	-	-	-	-	-	-
MW-22	02/08/2024	801.21	39.49	761.72	45.13	0.67	< 0.080	< 0.080	1.2	8.0	2.7	0.11 J	< 0.20	48	350	300
MW-22	06/12/2024	801.21	39.15	762.06	-	0.17 J	<0.080	<0.080	0.22 J	1.4	0.51	<0.10	<0.20	22	130	94 J
MW-22	08/22/2024	801.21	41.27	759.94	-	0.20 J	<0.080	<0.080	0.14 J	1.8	<0.10	<0.10	<0.20	26	170	<57
MW-22	03/31/2025	801.21	44.60	756.61	45.03	-	-	-	-	-	-	-	-	-	-	-
MW-22	06/12/2025	801.21	38.69	762.52	-	< 0.10	< 0.080	0.11 J	< 0.070	1.0	< 0.10	< 0.10	< 0.20	5.7 J	150	89 J
MW-23	05/16/2023	798.70	-	-	-	-	-	-	-	-	-	-	-	-	-	-
MW-23	08/15/2023	798.70	-	-	-	-	-	-	-	-	-	-	-	-	-	-
MW-23	12/04/2023	798.70	46.88	751.82	-	-	-	-	-	-	-	-	-	-	-	-
MW-23	02/05/2024	798.70	NA	-	-	-	-	-	-	-	-	-	-	-	-	-
MW-23	06/10/2024	798.70	41.38	757.32	-	-	-	-	-	-	-	-	-	-	-	-
MW-23	08/19/2024	798.70	43.25	755.45	-	-	-	-	-	-	-	-	-	-	-	-
MW-23	03/31/2025	798.70	47.37	751.33	-	-	-	-	-	-	-	-	-	-	-	-
MW-23	06/09/2025	798.70	42.51	756.19	-	-	-	-	-	-	-	-	-	-	-	-
MW-24B	05/16/2023	801.25	40.34	760.91	-	-	-	-	-	-	-	-	-	-	-	-
MW-24B	08/15/2023	801.25	41.52	759.73	-	-	-	-	-	-	-	-	-	-	-	-
MW-24B	12/04/2023	801.25	43.68	757.57	-	-	-	-	-	-	-	-	-	-	-	-
MW-24B	02/05/2024	801.25	39.96	761.29	-	-	-	-	-	-	-	-	-	-	-	-
MW-24B	06/10/2024	801.25	38.68	762.57	-	-	-	-	-	-	-	-	-	-	-	-
MW-24B	08/19/2024	801.25	39.97	761.28	-	-	-	-	-	-	-	-	-	-	-	-
MW-24B	03/31/2025	801.25	42.30	758.95	-	-	-	-	-	-	-	-	-	-	-	-
MW-24B	06/09/2025	801.25	40.84	760.41	-	-	-	-	-	-	-	-	-	-	-	-
MW-25B	05/16/2023	802.80	42.68	760.12	-	-	-	-	-	-	-	-	-	-	-	-
MW-25B	08/15/2023	802.80	43.89	758.91	-	-	-	-	-	-	-	-	-	-	-	-
MW-25B	12/04/2023	802.80	46.22	756.58	-	-	-	-	-	-	-	-	-	-	-	-
MW-25B	02/05/2024	802.80	42.48	760.32	-	-	-	-	-	-	-	-	-	-	-	-
MW-25B	06/10/2024	802.80	39.20	763.60	-	-	-	-	-	-	-	-	-	-	-	-
MW-25B	08/19/2024	802.80	41.73	761.07	-	-	-	-	-	-	-	-	-	-	-	-
MW-25B	03/31/2025	802.80	46.15	756.65	-	-	-	-	-	-	-	-	-	-	-	-
MW-25B	06/09/2025	802.80	44.10	758.70	-	-	-	-	-	-	-	-	-	-	-	-

Table 1

HISTORICAL GROUNDWATER DATA SUMMARY

High's Store #141 - Former Wally's Citgo

19200 Middletown Rd

Parkton, MD

Well ID	Date[A]	1,2,4-Trimethylbenzene (µg/L)	1,2-Dibromoethane (ug/L)	1,2-Dichloroethane (ug/L)	1,3,5-Trimethylbenzene (ug/L)	Carbon Disulfide (µg/L)	Chloroform (ug/L)	cis-1,2-Dichloroethene (µg/L)	Isopropylbenzene (ug/L)	n-Butylbenzene (ug/L)	n-Propylbenzene (ug/L)	p-Isopropyltoluene (ug/L)	sec-Butylbenzene (ug/L)	Tert-Butylbenzene (ug/L)	Tetrachloroethene (ug/L)
GW Clean-up Standards[1]		**5.6**	**0.05**	**5**	**6**	**81**	**80**	**70**	**45**	**NL**	**NL**	**NL**	**NL**	**NL**	**5**
MW-20B	05/16/2023	-	-	-	-	-	-	-	-	-	-	-	-	-	-
MW-20B	08/15/2023	-	-	-	-	-	-	-	-	-	-	-	-	-	-
MW-20B	12/04/2023	-	-	-	-	-	-	-	-	-	-	-	-	-	-
MW-20B	02/05/2024	-	-	-	-	-	-	-	-	-	-	-	-	-	-
MW-20B	06/10/2024	-	-	-	-	-	-	-	-	-	-	-	-	-	-
MW-20B	08/19/2024	-	-	-	-	-	-	-	-	-	-	-	-	-	-
MW-20B	04/02/2025	< 0.080	< 0.080	< 0.070	< 0.080	< 0.10	< 0.090	< 0.080	< 0.080	< 0.080	< 0.10	< 0.080	< 0.10	< 0.080	< 0.20
MW-20B	06/09/2025	-	-	-	-	-	-	-	-	-	-	-	-	-	-
MW-21	05/16/2023	-	-	-	-	-	-	-	-	-	-	-	-	-	-
MW-21	08/15/2023	-	-	-	-	-	-	-	-	-	-	-	-	-	-
MW-21	12/04/2023	-	-	-	-	-	-	-	-	-	-	-	-	-	-
MW-21	02/05/2024	-	-	-	-	-	-	-	-	-	-	-	-	-	-
MW-21	06/10/2024	-	-	-	-	-	-	-	-	-	-	-	-	-	-
MW-21	08/19/2024	-	-	-	-	-	-	-	-	-	-	-	-	-	-
MW-21	03/31/2025	-	-	-	-	-	-	-	-	-	-	-	-	-	-
MW-21	06/09/2025	-	-	-	-	-	-	-	-	-	-	-	-	-	-
MW-22	05/16/2023	-	-	-	-	-	-	-	-	-	-	-	-	-	-
MW-22	05/17/2023	0.19 J	<0.080	<0.070	<0.080	<0.10	<0.090	<0.080	1.5	0.27 J	<0.10	<0.080	3.7	<0.080	<0.20
MW-22	08/15/2023	0.92	<0.080	0.17 J	0.087 J	<0.10	<0.090	<0.080	0.97	0.21 J	0.38 J	<0.080	3.5	<0.080	<0.20
MW-22	12/04/2023	-	-	-	-	-	-	-	-	-	-	-	-	-	-
MW-22	02/08/2024	1.4	< 0.080	< 0.070	< 0.080	< 0.10	< 0.090	< 0.080	3.8	0.36 J	< 0.10	< 0.080	4.7	< 0.080	0.21 J
MW-22	06/12/2024	<0.080	<0.080	<0.070	<0.080	<0.10	<0.090	<0.080	1.5	0.38 J	<0.10	<0.080	1.8	<0.080	<0.20
MW-22	08/22/2024	<0.080	<0.080	<0.070	<0.080	<0.10	<0.090	<0.080	1.1	0.097 J	<0.10	<0.080	2.1	<0.080	<0.20
MW-22	03/31/2025	-	-	-	-	-	-	-	-	-	-	-	-	-	-
MW-22	06/12/2025	0.23 J	< 0.080	< 0.070	< 0.080	< 0.10	< 0.090	< 0.080	1.5	0.090 J	0.39 J	< 0.080	1.9	< 0.080	< 0.20
MW-23	05/16/2023	-	-	-	-	-	-	-	-	-	-	-	-	-	-
MW-23	08/15/2023	-	-	-	-	-	-	-	-	-	-	-	-	-	-
MW-23	12/04/2023	-	-	-	-	-	-	-	-	-	-	-	-	-	-
MW-23	02/05/2024	-	-	-	-	-	-	-	-	-	-	-	-	-	-
MW-23	06/10/2024	-	-	-	-	-	-	-	-	-	-	-	-	-	-
MW-23	08/19/2024	-	-	-	-	-	-	-	-	-	-	-	-	-	-
MW-23	03/31/2025	-	-	-	-	-	-	-	-	-	-	-	-	-	-
MW-23	06/09/2025	-	-	-	-	-	-	-	-	-	-	-	-	-	-
MW-24B	05/16/2023	-	-	-	-	-	-	-	-	-	-	-	-	-	-
MW-24B	08/15/2023	-	-	-	-	-	-	-	-	-	-	-	-	-	-
MW-24B	12/04/2023	-	-	-	-	-	-	-	-	-	-	-	-	-	-
MW-24B	02/05/2024	-	-	-	-	-	-	-	-	-	-	-	-	-	-
MW-24B	06/10/2024	-	-	-	-	-	-	-	-	-	-	-	-	-	-
MW-24B	08/19/2024	-	-	-	-	-	-	-	-	-	-	-	-	-	-
MW-24B	03/31/2025	-	-	-	-	-	-	-	-	-	-	-	-	-	-
MW-24B	06/09/2025	-	-	-	-	-	-	-	-	-	-	-	-	-	-
MW-25B	05/16/2023	-	-	-	-	-	-	-	-	-	-	-	-	-	-
MW-25B	08/15/2023	-	-	-	-	-	-	-	-	-	-	-	-	-	-
MW-25B	12/04/2023	-	-	-	-	-	-	-	-	-	-	-	-	-	-
MW-25B	02/05/2024	-	-	-	-	-	-	-	-	-	-	-	-	-	-
MW-25B	06/10/2024	-	-	-	-	-	-	-	-	-	-	-	-	-	-
MW-25B	08/19/2024	-	-	-	-	-	-	-	-	-	-	-	-	-	-
MW-25B	03/31/2025	-	-	-	-	-	-	-	-	-	-	-	-	-	-
MW-25B	06/09/2025	-	-	-	-	-	-	-	-	-	-	-	-	-	-

Table 1

HISTORICAL GROUNDWATER DATA SUMMARY

High's Store #141 - Former Wally's Citgo

19200 Middletown Rd

Parkton, MD

Well ID	Date[A]	Top of Casing (ft)	Depth to Water (ft)[B]	GW Elevation (ft)[B]	Depth to Bottom (Measured Depth) (ft)	Benzene (µg/L)	Toluene (µg/L)	Ethylbenzene (µg/L)	Total Xylenes (µg/L)	MTBE (µg/L)	Naphthalene (µg/L)	Diisopropyl ether (µg/L)	Tert-amyl methyl ether (µg/L)	Tert-Butyl Alcohol (µg/L)	TPH-GRO (µg/L)	TPH-DRO (µg/L)
GW Clean-up Standards[1]						**5**	**1,000**	**700**	**10,000**	**20**	**0.17**	**NL**	**NL**	**NL**	**47**	**47**
RW-1	05/16/2023	800.93	41.88	759.05	-	-	-	-	-	-	-	-	-	-	-	-
RW-1	05/18/2023	800.93	41.88	759.05	-	<0.10	<0.080	<0.080	<0.070	0.56	<0.080	<0.10	<0.20	<3.0	<23	<56
RW-1	08/16/2023	800.93	43.46	757.47	-	<0.10	0.97	<0.080	<0.070	0.76	<0.080	<0.10	<0.20	<3.0	<23	<57
RW-1	12/07/2023	800.93	45.80	755.13	-	<0.10	<0.080	<0.080	<0.070	1.0	<0.080	<0.10	<0.20	<3.0	<23	<56
RW-1	02/07/2024	800.93	38.73	762.20	-	< 0.10	< 0.080	< 0.080	< 0.070	0.31 J	< 0.080	< 0.10	< 0.20	< 3.0	< 23	<56
RW-1	06/12/2024	800.93	39.30	761.63	-	<0.10	<0.080	<0.080	<0.070	0.37 J	<0.10	<0.10	<0.20	<3.0	<23	<57
RW-1	08/21/2024	800.93	41.49	759.44	-	<0.10	<0.080	<0.080	<0.070	0.60	<0.10	<0.10	<0.20	<3.0	<23	<58
RW-1	04/01/2025	800.93	45.28	755.65	-	< 0.10	< 0.080	< 0.080	< 0.070	0.62	< 0.10	< 0.10	< 0.20	< 3.0	<23	< 56
RW-1	06/11/2025	800.93	39.36	761.57	-	< 0.10	< 0.080	< 0.080	< 0.070	0.87	< 0.10	< 0.10	< 0.20	< 3.0	<23	< 56
RW-2	05/16/2023	797.65	45.03	752.62	-	-	-	-	-	-	-	-	-	-	-	-
RW-2	05/19/2023	797.65	45.03	752.62	-	<0.10	<0.080	<0.080	<0.070	2.2	<0.080	<0.10	<0.20	<3.0	<23	<57
RW-2	08/18/2023	797.65	46.33	751.32	-	<0.10	0.76	<0.080	<0.070	1.6	<0.080	<0.10	<0.20	<3.0	<23	<56
RW-2	12/06/2023	797.65	47.95	749.70	-	<0.10	<0.080	<0.080	<0.070	1.9	<0.080	<0.10	<0.20	<3.0	<23	<57
RW-2	02/08/2024	797.65	44.71	752.94	-	< 0.10	< 0.080	< 0.080	< 0.070	2.1	< 0.080	< 0.10	< 0.20	< 3.0	< 23	<57
RW-2	06/13/2024	797.65	42.27	755.38	-	<0.10	<0.080	<0.080	<0.070	2.8	<0.10	<0.10	<0.20	<3.0	<23	<56
RW-2	08/22/2024	797.65	44.53	753.12	-	<0.10	<0.080	<0.080	<0.070	0.89	<0.10	<0.10	<0.20	<3.0	<23	<57
RW-2	03/31/2025	797.65	NA	-	-	-	-	-	-	-	-	-	-	-	-	-
RW-2	06/12/2025	797.65	45.04	752.61		< 0.10	< 0.080	< 0.080	< 0.070	1.8	< 0.10	< 0.10	< 0.20	< 3.0	<23	82 J
RW-3	05/16/2023	796.77	44.52	752.25	-	-	-	-	-	-	-	-	-	-	-	-
RW-3	08/15/2023	796.77	45.99	750.78	-	-	-	-	-	-	-	-	-	-	-	-
RW-3	12/04/2023	796.77	47.41	749.36	-	-	-	-	-	-	-	-	-	-	-	-
RW-3	02/05/2024	796.77	44.41	752.36	-	-	-	-	-	-	-	-	-	-	-	-
RW-3	06/10/2024	796.77	NA	-	-	-	-	-	-	-	-	-	-	-	-	-
RW-3	08/19/2024	796.77	NA	-	-	-	-	-	-	-	-	-	-	-	-	-
RW-3	03/31/2025	796.77	47.09	749.68	-	-	-	-	-	-	-	-	-	-	-	-
RW-3	06/09/2025	796.77	43.69	753.08	-	-	-	-	-	-	-	-	-	-	-	-
1608R	05/16/2023	-	55.41	-	-	-	-	-	-	-	-	-	-	-	-	-
1608R	05/22/2023	-	55.45	-	-	<0.20	<0.16	<0.16	<0.14	41	<0.16	0.22 J	0.87 J	<6.0	43 J	<57
1608R	08/21/2023	-	56.57	-	-	<0.10	0.19 J	<0.080	<0.070	70	<0.080	0.33 J	1.5	8.1 J	87	<56
1608R	12/07/2023		58.22	-	-	<0.10	0.083 J	<0.080	<0.070	72	<0.080	0.31 J	1.4	6.6 J	78	<57
1608R	02/09/2024	-	55.05	-	-	< 0.10	0.10 J	< 0.080	< 0.070	51	< 0.080	0.31 J	1.1	7.4 J	67	< 56
1608R	06/13/2024	-	53.03	-	-	<0.10	<0.080	<0.080	<0.070	44	<0.10	0.23 J	0.95	5.6 J	50	<57
1608R	08/26/2024	-	55.07	-	-	<0.10	<0.080	<0.080	<0.070	38	<0.10	0.20 J	0.77	5.0 J	44 J	<57
1608R	04/02/2025	-	58.42	-	-	< 0.10	< 0.080	< 0.080	< 0.070	35	< 0.10	0.18 J	0.69	4.7 J	67	< 57
1608R	06/12/2025	-	56.69	-	-	< 0.10	< 0.080	< 0.080	< 0.070	31	< 0.10	0.14 J	0.57	4.1 J	32 J	< 57

Table 1

HISTORICAL GROUNDWATER DATA SUMMARY

High's Store #141 - Former Wally's Citgo

19200 Middletown Rd

Parkton, MD

Well ID	Date[A]	1,2,4-Trimethylbenzene (µg/L)	1,2-Dibromoethane (ug/L)	1,2-Dichloroethane (ug/L)	1,3,5-Trimethylbenzene (ug/L)	Carbon Disulfide (µg/L)	Chloroform (ug/L)	cis-1,2-Dichloroethene (µg/L)	Isopropylbenzene (ug/L)	n-Butylbenzene (ug/L)	n-Propylbenzene (ug/L)	p-Isopropyltoluene (ug/L)	sec-Butylbenzene (ug/L)	Tert-Butylbenzene (ug/L)	Tetrachloroethene (ug/L)
GW Clean-up Standards[1]		**5.6**	**0.05**	**5**	**6**	**81**	**80**	**70**	**45**	**NL**	**NL**	**NL**	**NL**	**NL**	**5**
RW-1	05/16/2023	-	-	-	-	-	-	-	-	-	-	-	-	-	-
RW-1	05/18/2023	<0.080	<0.080	<0.070	<0.080	<0.10	<0.090	<0.080	<0.080	<0.080	<0.10	<0.080	<0.10	<0.080	<0.20
RW-1	08/16/2023	<0.080	<0.080	<0.070	<0.080	<0.10	<0.090	<0.080	<0.080	<0.080	<0.10	<0.080	<0.10	<0.080	<0.20
RW-1	12/07/2023	<0.080	<0.080	<0.070	<0.080	<0.10	<0.090	<0.080	<0.080	<0.080	<0.10	<0.080	<0.10	<0.080	<0.20
RW-1	02/07/2024	<0.080	<0.080	<0.070	<0.080	<0.10	<0.090	<0.080	<0.080	<0.080	<0.10	<0.080	<0.10	<0.080	<0.20
RW-1	06/12/2024	<0.080	<0.080	<0.070	<0.080	<0.10	<0.090	<0.080	<0.080	<0.080	<0.10	<0.080	<0.10	<0.080	<0.20
RW-1	08/21/2024	<0.080	<0.080	<0.070	<0.080	<0.10	<0.090	<0.080	<0.080	<0.080	<0.10	<0.080	<0.10	<0.080	<0.20
RW-1	04/01/2025	< 0.080	< 0.080	< 0.070	< 0.080	< 0.10	< 0.090	< 0.080	< 0.080	< 0.080	< 0.10	< 0.080	< 0.10	< 0.080	< 0.20
RW-1	06/11/2025	< 0.080	< 0.080	< 0.070	< 0.080	< 0.10	< 0.090	< 0.080	< 0.080	< 0.080	< 0.10	< 0.080	< 0.10	< 0.080	< 0.20
RW-2	05/16/2023	-	-	-	-	-	-	-	-	-	-	-	-	-	-
RW-2	05/19/2023	<0.080	<0.080	<0.070	<0.080	<0.10	0.11 J	<0.080	<0.080	<0.080	<0.10	<0.080	<0.10	<0.080	<0.20
RW-2	08/18/2023	<0.080	<0.080	<0.070	<0.080	<0.10	0.10 J	<0.080	<0.080	<0.080	<0.10	<0.080	<0.10	<0.080	<0.20
RW-2	12/06/2023	<0.080	<0.080	<0.070	<0.080	<0.10	0.095 J	<0.080	<0.080	<0.080	<0.10	<0.080	<0.10	<0.080	<0.20
RW-2	02/08/2024	<0.080	<0.080	<0.070	<0.080	<0.10	0.095 J	<0.080	<0.080	<0.080	<0.10	<0.080	<0.10	<0.080	<0.20
RW-2	06/13/2024	<0.080	<0.080	<0.070	<0.080	<0.10	0.094 J	<0.080	<0.080	<0.080	<0.10	<0.080	<0.10	<0.080	<0.20
RW-2	08/22/2024	<0.080	<0.080	<0.070	<0.080	<0.10	0.092 J	<0.080	<0.080	<0.080	<0.10	<0.080	<0.10	<0.080	<0.20
RW-2	03/31/2025	-	-	-	-	-	-	-	-	-	-	-	-	-	-
RW-2	06/12/2025	< 0.080	< 0.080	< 0.070	< 0.080	< 0.10	< 0.090	< 0.080	< 0.080	< 0.080	< 0.10	< 0.080	< 0.10	< 0.080	< 0.20
RW-3	05/16/2023	-	-	-	-	-	-	-	-	-	-	-	-	-	-
RW-3	08/15/2023	-	-	-	-	-	-	-	-	-	-	-	-	-	-
RW-3	12/04/2023	-	-	-	-	-	-	-	-	-	-	-	-	-	-
RW-3	02/05/2024	-	-	-	-	-	-	-	-	-	-	-	-	-	-
RW-3	06/10/2024	-	-	-	-	-	-	-	-	-	-	-	-	-	-
RW-3	08/19/2024	-	-	-	-	-	-	-	-	-	-	-	-	-	-
RW-3	03/31/2025	-	-	-	-	-	-	-	-	-	-	-	-	-	-
RW-3	06/09/2025	-	-	-	-	-	-	-	-	-	-	-	-	-	-
1608R	05/16/2023	-	-	-	-	-	-	-	-	-	-	-	-	-	-
1608R	05/22/2023	<0.16	<0.16	<0.14	<0.16	<0.20	<0.18	<0.16	<0.16	<0.16	<0.20	<0.16	<0.20	<0.16	<0.40
1608R	08/21/2023	<0.080	<0.080	<0.070	<0.080	<0.10	<0.090	<0.080	<0.080	<0.080	<0.10	<0.080	<0.10	<0.080	<0.20
1608R	12/07/2023	<0.080	<0.080	<0.070	<0.080	<0.10	<0.090	<0.080	<0.080	<0.080	<0.10	<0.080	<0.10	<0.080	<0.20
1608R	02/09/2024	< 0.080	< 0.080	< 0.070	< 0.080	< 0.10	< 0.090	< 0.080	< 0.080	< 0.080	< 0.10	< 0.080	< 0.10	< 0.080	< 0.20
1608R	06/13/2024	<0.080	<0.080	<0.070	<0.080	<0.10	<0.090	<0.080	<0.080	<0.080	<0.10	<0.080	<0.10	<0.080	<0.20
1608R	08/26/2024	<0.080	<0.080	<0.070	<0.080	<0.10	<0.090	<0.080	<0.080	<0.080	<0.10	<0.080	<0.10	<0.080	<0.20
1608R	04/02/2025	< 0.080	< 0.080	< 0.070	< 0.080	< 0.10	< 0.090	< 0.080	< 0.080	< 0.080	< 0.10	< 0.080	< 0.10	< 0.080	< 0.20
1608R	06/12/2025	< 0.080	< 0.080	< 0.070	< 0.080	0.15 J	< 0.090	< 0.080	< 0.080	< 0.080	< 0.10	< 0.080	< 0.10	< 0.080	< 0.20

Table 1

HISTORICAL GROUNDWATER DATA SUMMARY

High's Store #141 - Former Wally's Citgo

19200 Middletown Rd

Parkton, MD

Notes:

GW Cleanup Standards are the Maryland Department of the Environment (MDE) Groundwater Clean-up Standards for Type I and II Aquifers (2018)

(-) = No data available.

<# = result less than the method detection limit

µg/L = Micrograms per liter

MTBE = Methyl Tertiary Butyl Ether

TPH-DRO = Total-petroleum hydrocarbons-diesel range organics

TPH-GRO = Total-petroleum hydrocarbons-gasoline range organics

NA = Not Analyzed / Not Accessible

NL = No Limit (screening)

NS = Not Sampled

J = Detected between the Method Detection Limit (MDL) and the Reporting Limit (RL); therefore, result is an estimated value.

B = Compound detected in the laboratory blank and sample.

* = DTW value collected prior to sampling

[A] = Date of sample collection (for events occurring after 2Q-2023).

[B] = For events occurring after 2Q-2023, the DTW measurement is the static DTW value measured on the first day of the quarterly event (and not the DTW measured prior to sampling) unless otherwise noted

Table 2

HISTORICAL POTABLE WELL DATA SUMMARY

High's Store #141 - Former Wally's Citgo

19200 Middletown Rd

Parkton, MD

Well ID	Date	Benzene (µg/L)	Toluene (µg/L)	Ethylbenzene (µg/L)	Total Xylenes (µg/L)	MTBE (µg/L)	Tert-Butyl Alcohol (µg/L)	Tert-amyl methyl ether (µg/L)	Ethyl tert-butyl ether (µg/L)	Diisopropyl ether (µg/L)	Naphthalene (µg/L)	Tetrachloroethene (µg/L)
GW Clean-up Standards*		**5**	**1,000**	**700**	**10,000**	**20**	**NL**	**NL**	**NL**	**NL**	**0.17**	**5**
1606-RAY-INF	02/14/2023	<0.10	<0.10	<0.10	<0.10	0.72	<2.5	<0.10	<0.10	<0.10	<0.20	<0.10
1606-RAY-INF	05/18/2023	<0.10	<0.10	<0.10	<0.10	0.58	<2.5	<0.10	<0.10	<0.10	<0.20	<0.10
1606-RAY-INF	08/18/2023	<0.10	<0.10	<0.10	<0.10	0.60	<2.5	<0.10	<0.10	<0.10	<0.20	<0.10
1606-RAY-INF	12/05/2023	<0.10	<0.10	<0.10	<0.10	1.0	<2.5	<0.10	<0.10	<0.10	<0.20	0.14 J
1606-RAY-INF	02/06/2024	< 0.10	< 0.10	< 0.10	< 0.10	0.40 J	< 2.5	< 0.10	<0.10	< 0.10	< 0.20	<0.10
1606-RAY-INF	06/11/2024	< 0.10	< 0.10	< 0.10	< 0.10	0.69	< 2.5	< 0.10	<0.10	< 0.10	< 0.20	<0.10
1606-RAY-INF	08/20/2024	< 0.10	< 0.10	< 0.10	< 0.10	0.62	< 2.5	< 0.10	<0.10	< 0.10	< 0.20	<0.10
1606-RAY-INF	04/02/2025	< 0.10	< 0.10	< 0.10	< 0.10	0.88	< 2.5	< 0.10	<0.10	< 0.10	< 0.20	0.10 J
1606-RAY-INF	06/10/2025	< 0.10	< 0.10	< 0.10	< 0.10	0.39 J	< 2.5	< 0.10	<0.10	< 0.10	< 0.20	<0.10
1608-RAY-INF	02/17/2023	<0.10	<0.10	<0.10	<0.10	1.8	<2.5	<0.10	<0.10	<0.10	<0.20	<0.10
1608-RAY-INF	05/22/2023	<0.10	0.83	0.12 J	0.48 J	1.8	<2.5	<0.10	<0.10	<0.10	<0.20	<0.10
1608-RAY-INF	08/18/2023	<0.10	<0.10	<0.10	<0.10	1.5	<2.5	<0.10	<0.10	<0.10	<0.20	<0.10
1608-RAY-INF	12/07/2023	<0.10	<0.10	<0.10	<0.10	1.3	<2.5	<0.10	<0.10	<0.10	<0.20	<0.10
1608-RAY-INF	02/09/2024	< 0.10	< 0.10	< 0.10	< 0.10	1.5	< 2.5	< 0.10	<0.10	< 0.10	< 0.20	<0.10
1608-RAY-INF	06/14/2024	< 0.10	< 0.10	< 0.10	< 0.10	1.2	< 2.5	< 0.10	<0.10	< 0.10	< 0.20	<0.10
1608-RAY-INF	08/26/2024	< 0.10	< 0.10	< 0.10	< 0.10	0.90	< 2.5	< 0.10	<0.10	< 0.10	< 0.20	<0.10
1608-RAY-INF	04/02/2025	< 0.10	< 0.10	< 0.10	< 0.10	0.85	< 2.5	< 0.10	<0.10	< 0.10	< 0.20	<0.10
1608-RAY-INF	06/13/2025	< 0.10	< 0.10	< 0.10	< 0.10	1.0	< 2.5	< 0.10	<0.10	< 0.10	< 0.20	<0.10
1612-RAY-INF	02/15/2023	<0.10	<0.10	<0.10	<0.10	0.23 J	<2.5	<0.10	<0.10	<0.10	<0.20	<0.10
1612-RAY-INF	05/18/2023	<0.10	<0.10	<0.10	<0.10	0.31 J	<2.5	<0.10	<0.10	<0.10	<0.20	<0.10
1612-RAY-INF	08/18/2023	<0.10	<0.10	<0.10	<0.10	0.28 J	<2.5	<0.10	<0.10	<0.10	<0.20	<0.10
1612-RAY-INF	12/05/2023	<0.10	<0.10	<0.10	<0.10	0.22 J	<2.5	<0.10	<0.10	<0.10	<0.20	<0.10
1612-RAY-INF	02/08/2024	< 0.10	< 0.10	< 0.10	< 0.10	0.26 J	< 2.5	< 0.10	< 0.10	< 0.10	< 0.20	<0.10
1612-RAY-INF	06/11/2024	NS	NS	NS	NS	NS	NS	NS	NS	NS	NS	NS
1612-RAY-INF	08/20/2024	NS	NS	NS	NS	NS	NS	NS	NS	NS	NS	NS
1612-RAY-INF	04/02/2025	NS	NS	NS	NS	NS	NS	NS	NS	NS	NS	NS
1612-RAY-INF	06/11/2025	< 0.10	< 0.10	< 0.10	< 0.10	0.28 J	< 2.5	< 0.10	< 0.10	< 0.10	< 0.20	<0.10
1717-RAY-INF	04/02/2025	<0.10	<0.10	<0.10	<0.10	<0.10	<2.5	<0.10	<0.10	<0.10	<0.20	<0.10
PW01-INF	11/15/2022	<0.10	<0.10	<0.10	<0.10	0.18 J	<2.5	<0.10	<0.10	<0.10	<0.20	<0.10
PW01-INF	05/18/2023	<0.10	<0.10	<0.10	<0.10	0.11 J	<2.5	<0.10	<0.10	<0.10	<0.20	<0.10
PW01-INF	12/04/2023	<0.10	<0.10	<0.10	<0.10	0.12 J	<2.5	<0.10	<0.10	<0.10	<0.20	<0.10
PW01-INF	06/14/2024	NS	NS	NS	NS	NS	NS	NS	NS	NS	NS	NS
PW01-INF	12/04/2024	<0.10	<0.10	<0.10	<0.10	<0.10	<2.5	<0.10	<0.10	<0.10	<0.20	<0.10
PW01-INF	06/13/2025	<0.10	<0.10	<0.10	<0.10	<0.10	<2.5	<0.10	<0.10	<0.10	<0.20	<0.10
PW02-INF	11/15/2022	<0.10	<0.10	<0.10	<0.10	0.17 J	<2.5	<0.10	<0.10	<0.10	<0.20	<0.10
PW02-INF	05/18/2023	<0.10	<0.10	<0.10	<0.10	<0.10	<2.5	<0.10	<0.10	<0.10	<0.20	<0.10
PW02-INF	12/05/2023	<0.10	<0.10	<0.10	<0.10	<0.10	<2.5	<0.10	<0.10	<0.10	<0.20	<0.10
PW02-INF	06/14/2024	<0.10	<0.10	<0.10	<0.10	<0.10	<2.5	<0.10	<0.10	<0.10	<0.20	<0.10
PW02-INF	12/04/2024	<0.10	<0.10	<0.10	<0.10	<0.10	<2.5	<0.10	<0.10	<0.10	<0.20	<0.10
PW02-INF	06/13/2025	<0.10	<0.10	<0.10	<0.10	<0.10	<2.5	<0.10	<0.10	<0.10	<0.20	<0.10
PW03-INF	11/15/2022	<0.10	<0.10	<0.10	<0.10	<0.10	<2.5	<0.10	<0.10	<0.10	<0.20	<0.10
PW03-INF	05/18/2023	<0.10	<0.10	<0.10	<0.10	<0.10	<2.5	<0.10	<0.10	<0.10	<0.20	<0.10
PW03-INF	12/05/2023	<0.10	<0.10	<0.10	<0.10	<0.10	<2.5	<0.10	<0.10	<0.10	<0.20	<0.10
PW03-INF	06/14/2024	<0.10	<0.10	<0.10	<0.10	<0.10	<2.5	<0.10	<0.10	<0.10	<0.20	<0.10
PW03-INF	12/04/2024	<0.10	<0.10	<0.10	<0.10	<0.10	<2.5	<0.10	<0.10	<0.10	<0.20	<0.10
PW03-INF	06/13/2025	<0.10	<0.10	<0.10	<0.10	<0.10	<2.5	<0.10	<0.10	<0.10	<0.20	<0.10

Table 2

HISTORICAL POTABLE WELL DATA SUMMARY

High's Store #141 - Former Wally's Citgo

19200 Middletown Rd

Parkton, MD

Notes:

* GW Cleanup Standards are the Maryland Department of the Environment (MDE) Groundwater Clean-up Standards for Type I and II Aquifers. (2018)

**As of 2006 began separately sampling the three supply wells (PW01-INF, PW02-INF, and PW03-INF) that supply 19200 Middletown Road.

<# = Less than the method detection limit of #

<#[1] = Less than the reporting limit of #

µg/L = Micrograms per liter

\- = Not Applicable / Not Available

INF =Influent sample

NA = Not Analyzed

NL = No Limit (Screening)

NT = (Data for specific compound) Not Tabulated, but laboratory analytical results available for sampling date.

J = Detected between the Method Detection Limit (MDL) and the Reporting Limit (RL); therefore, result is an estimated value

NT = (Data for specific compound) Not Tabulated, but laboratory analytical results available for sampling date.

RAY = Rayville Road

MTBE = Methyl tertiary butyl ether

RAY = Rayville Road

NS = Not sampled this period

In Third Quarter 2020, recovery well RW-4 was converted back to a potable well for the 1608 Rayville Rd. residence.

Table 2-A

QUARTERLY MONITORING ANALYTICAL DATA SUMMARY

High's Store #141 - Former Wally's Citgo

19200 Middletown Rd.

Parkton, MD

Well ID	DateA	Top of Casing (ft)	Depth to Water (ft)B	GW Elevation (ft)B	Depth to Bottom (Measured Depth) (ft)	Benzene (µg/L)	Toluene (µg/L)	Ethylbenzene (µg/L)	Total Xylenes (µg/L)	MTBE (µg/L)	Naphthalene (µg/L)	Diisopropyl ether (µg/L)	Tert-amyl methyl ether (µg/L)	Tert-Butyl Alcohol (µg/L)	TPH-GRO (µg/L)	TPH-DRO (µg/L)	1,2,4-Trimethylbenzene (µg/L)	1,2-Dibromoethane (ug/L)	1,2-Dichloroethane (ug/L)
GW Clean-up Standards[1]						**5**	**1,000**	**700**	**10,000**	**20**	**0.17**	**NL**	**NL**	**NL**	**47**	**47**	**5.6**	**0.05**	**5**
MW-1	06/10/2025	802.09	40.17	761.92	-	< 0.10	< 0.080	< 0.080	< 0.070	< 0.080	< 0.10	< 0.10	< 0.20	< 3.0	<23	< 57	< 0.080	< 0.080	< 0.070
MW-2	06/10/2025	801.83	38.89	762.94	-	< 0.10	< 0.080	< 0.080	< 0.070	< 0.080	< 0.10	< 0.10	< 0.20	< 3.0	<23	< 57	< 0.080	< 0.080	< 0.070
MW-3	06/12/2025	801.45	39.02	762.43	-	0.87	1.4	1.0	37	2.7	19	< 0.10	< 0.20	90	490	950	54	< 0.080	< 0.070
MW-4	06/11/2025	801.35	39.7	761.65	-	< 0.10	< 0.080	< 0.080	< 0.070	2.2	< 0.10	< 0.10	< 0.20	< 3.0	<23	< 57	< 0.080	< 0.080	< 0.070
MW-5B	06/09/2025	802.64	40.47	762.17	-	-	-	-	-	-	-	-	-	-	-	-	-	-	-
MW-5	06/13/2025	802.18	38.92	763.26	-	4.8 J	110	190	700	0.90 J	98	< 1.0	< 2.0	350	3,600	16,000 B	390	2.4 J	< 0.70
MW-6	06/09/2025	801.08	43.20	757.88	-	< 0.10	< 0.080	< 0.080	< 0.070	0.20 J	< 0.10	< 0.10	< 0.20	< 3.0	< 23	< 57	< 0.080	< 0.080	< 0.070
MW-7A	06/12/2025	796.66	45.02	751.64	-	< 0.10	< 0.080	< 0.080	< 0.070	1.4	0.22 J	< 0.10	< 0.20	< 3.0	<23	< 56	< 0.080	< 0.080	< 0.070
MW-7B	06/12/2025	796.64	42.75	753.89	-	< 0.10	< 0.080	< 0.080	< 0.070	< 0.080	< 0.10	< 0.10	< 0.20	< 3.0	<23	81 J	< 0.080	< 0.080	< 0.070
MW-8A	06/09/2025	793.10	41.03	752.07	-	-	-	-	-	-	-	-	-	-	-	-	-	-	-
MW-8B	06/09/2025	792.69	42.73	749.96	-	-	-	-	-	-	-	-	-	-	-	-	-	-	-
MW-9A	06/09/2025	798.18	41.38	756.80	-	-	-	-	-	-	-	-	-	-	-	-	-	-	-
MW-9B	06/09/2025	798.04	41.57	756.47	-	-	-	-	-	-	-	-	-	-	-	-	-	-	-
MW-10A	06/10/2025	800.69	38.6	762.09	-	1.4	< 0.080	< 0.080	2.5	6.0	2.8	0.11 J	< 0.20	27	210	200	0.24 J	< 0.080	0.15 J
MW-10B	06/09/2025	800.75	NA	-	-	-	-	-	-	-	-	-	-	-	-	-	-	-	-
MW-11A	06/09/2025	795.52	47.77	747.75	-	-	-	-	-	-	-	-	-	-	-	-	-	-	-
MW-11B	06/11/2025	795.22	45.02	750.20	-	< 0.10	< 0.080	< 0.080	< 0.070	0.20 J	< 0.10	< 0.10	< 0.20	< 3.0	<23	< 58	< 0.080	< 0.080	< 0.070
MW-12B	06/09/2025	800.28	46.7	753.58	-	-	-	-	-	-	-	-	-	-	-	-	-	-	-
MW-14A	06/09/2025	797.53	44.46	753.07	-	-	-	-	-	-	-	-	-	-	-	-	-	-	-
MW-14B	06/10/2025	797.33	43.68	753.65	-	0.91	< 0.080	< 0.080	< 0.070	12	< 0.10	0.38 J	< 0.20	21	25 J	< 57	< 0.080	< 0.080	0.59
MW-15	06/11/2025	793.55	49.17	744.38	-	0.11 J	< 0.080	< 0.080	< 0.070	12	< 0.10	0.12 J	0.27 J	< 3.0	<23	< 57	< 0.080	< 0.080	< 0.070
MW-16A	06/11/2025	778.96	44.24	734.72	-	< 0.10	< 0.080	< 0.080	< 0.070	0.66	< 0.10	< 0.10	< 0.20	< 3.0	<23	< 57	< 0.080	< 0.080	< 0.070
MW-16B	06/11/2025	778.24	44.88	733.36	-	< 0.10	< 0.080	< 0.080	< 0.070	2.6	< 0.10	0.40 J	< 0.20	< 3.0	<23	< 57	< 0.080	< 0.080	< 0.070
MW-17A	06/09/2025	785.01	32.94	752.07	-	-	-	-	-	-	-	-	-	-	-	-	-	-	-
MW-17B	06/10/2025	785.17	32.87	752.30	-	1.5	< 0.080	< 0.080	< 0.070	2.4	< 0.10	0.11 J	< 0.20	< 3.0	<23	87 J	< 0.080	< 0.080	0.22 J
MW-18A	06/09/2025	798.54	47.35	751.19	-	-	-	-	-	-	-	-	-	-	-	-	-	-	-
MW-18B	06/13/2025	799.12	47.79	751.33	-	< 0.10	< 0.080	< 0.080	< 0.070	2.2	< 0.10	< 0.10	< 0.20	< 3.0	<23	< 57	< 0.080	< 0.080	< 0.070
MW-19A	06/09/2025	761.83	NA	-	-	-	-	-	-	-	-	-	-	-	-	-	-	-	-
MW-19B	06/09/2025	762.80	NA	-	-	-	-	-	-	-	-	-	-	-	-	-	-	-	-
MW-20A	06/09/2025	758.61	NA	-	-	-	-	-	-	-	-	-	-	-	-	-	-	-	-
MW-20B	06/09/2025	759.47	NA	-	-	-	-	-	-	-	-	-	-	-	-	-	-	-	-
MW-21	06/09/2025	800.69	37.95	762.74	-	-	-	-	-	-	-	-	-	-	-	-	-	-	-
MW-22	06/12/2025	801.21	38.69	762.52	-	< 0.10	< 0.080	0.11 J	< 0.070	1.0	< 0.10	< 0.10	< 0.20	5.7 J	150	89 J	0.23 J	< 0.080	< 0.070

Table 2-A

QUARTERLY MONITORING ANALYTICAL DATA SUMMARY

High's Store #141 - Former Wally's Citgo
19200 Middletown Rd.
Parkton, MD

Well ID	DateA	Top of Casing (ft)	Depth to Water (ft)B	GW Elevation (ft)B	Depth to Bottom (Measured Depth) (ft)	1,3,5-Trimethylbenzene (ug/L)	Carbon Disulfide (µg/L)	Chloroform (ug/L)	cis-1,2-Dichloroethene (µg/L)	Isopropylbenzene (ug/L)	n-Butylbenzene (ug/L)	n-Propylbenzene (ug/L)	p-Isopropyltoluene (ug/L)	sec-Butylbenzene (ug/L)	Tert-Butylbenzene (ug/L)	Tetrachloroethene (ug/L)
GW Clean-up Standards[1]						**6**	**81**	**80**	**70**	**45**	**NL**	**NL**	**NL**	**NL**	**NL**	**5**
MW-1	06/10/2025	802.09	40.17	761.92	-	< 0.080	< 0.10	< 0.090	< 0.080	< 0.080	< 0.080	< 0.10	< 0.080	< 0.10	< 0.080	< 0.20
MW-2	06/10/2025	801.83	38.89	762.94	-	< 0.080	< 0.10	< 0.090	< 0.080	< 0.080	< 0.080	< 0.10	< 0.080	< 0.10	< 0.080	< 0.20
MW-3	06/12/2025	801.45	39.02	762.43	-	0.87	< 0.10	< 0.090	< 0.080	12	2.5	3.6	0.13 J	4.9	0.080 J	< 0.20
MW-4	06/11/2025	801.35	39.7	761.65	-	< 0.080	< 0.10	< 0.090	< 0.080	< 0.080	< 0.080	< 0.10	< 0.080	< 0.10	< 0.080	0.21 J
MW-5B	06/09/2025	802.64	40.47	762.17	-	-	-	-	-	-	-	-	-	-	-	-
MW-5	06/13/2025	802.18	38.92	763.26	-	84	< 1.0	< 0.90	< 0.80	32	5.4	52	5.7	5.3	< 0.80	< 2.0
MW-6	06/09/2025	801.08	43.20	757.88	-	< 0.080	< 0.10	< 0.090	0.13 J	< 0.080	< 0.080	< 0.10	< 0.080	< 0.10	< 0.080	< 0.20
MW-7A	06/12/2025	796.66	45.02	751.64	-	< 0.080	< 0.10	0.15 J	< 0.080	< 0.080	< 0.080	< 0.10	< 0.080	< 0.10	< 0.080	< 0.20
MW-7B	06/12/2025	796.64	42.75	753.89	-	< 0.080	< 0.10	< 0.090	< 0.080	< 0.080	< 0.080	< 0.10	< 0.080	< 0.10	< 0.080	< 0.20
MW-8A	06/09/2025	793.10	41.03	752.07	-	-	-	-	-	-	-	-	-	-	-	-
MW-8B	06/09/2025	792.69	42.73	749.96	-	-	-	-	-	-	-	-	-	-	-	-
MW-9A	06/09/2025	798.18	41.38	756.80	-	-	-	-	-	-	-	-	-	-	-	-
MW-9B	06/09/2025	798.04	41.57	756.47	-	-	-	-	-	-	-	-	-	-	-	-
MW-10A	06/10/2025	800.69	38.6	762.09	-	< 0.080	< 0.10	< 0.090	< 0.080	2.2	0.46 J	< 0.10	< 0.080	4.4	< 0.080	< 0.20
MW-10B	06/09/2025	800.75	NA	-	-	-	-	-	-	-	-	-	-	-	-	-
MW-11A	06/09/2025	795.52	47.77	747.75	-	-	-	-	-	-	-	-	-	-	-	-
MW-11B	06/11/2025	795.22	45.02	750.20	-	< 0.080	< 0.10	< 0.090	< 0.080	< 0.080	< 0.080	< 0.10	< 0.080	< 0.10	< 0.080	< 0.20
MW-12B	06/09/2025	800.28	46.7	753.58	-	-	-	-	-	-	-	-	-	-	-	-
MW-14A	06/09/2025	797.53	44.46	753.07	-	-	-	-	-	-	-	-	-	-	-	-
MW-14B	06/10/2025	797.33	43.68	753.65	-	< 0.080	< 0.10	< 0.090	< 0.080	< 0.080	< 0.080	< 0.10	< 0.080	0.38 J	< 0.080	< 0.20
MW-15	06/11/2025	793.55	49.17	744.38	-	< 0.080	< 0.10	< 0.090	< 0.080	< 0.080	< 0.080	< 0.10	< 0.080	< 0.10	< 0.080	< 0.20
MW-16A	06/11/2025	778.96	44.24	734.72	-	< 0.080	< 0.10	< 0.090	< 0.080	< 0.080	< 0.080	< 0.10	< 0.080	< 0.10	< 0.080	< 0.20
MW-16B	06/11/2025	778.24	44.88	733.36	-	< 0.080	< 0.10	< 0.090	< 0.080	< 0.080	< 0.080	< 0.10	< 0.080	< 0.10	< 0.080	< 0.20
MW-17A	06/09/2025	785.01	32.94	752.07	-	-	-	-	-	-	-	-	-	-	-	-
MW-17B	06/10/2025	785.17	32.87	752.30	-	< 0.080	< 0.10	< 0.090	< 0.080	0.088 J	< 0.080	< 0.10	< 0.080	< 0.10	< 0.080	< 0.20
MW-18A	06/09/2025	798.54	47.35	751.19	-	-	-	-	-	-	-	-	-	-	-	-
MW-18B	06/13/2025	799.12	47.79	751.33	-	< 0.080	< 0.10	< 0.090	< 0.080	< 0.080	< 0.080	< 0.10	< 0.080	< 0.10	< 0.080	< 0.20
MW-19A	06/09/2025	761.83	NA	-	-	-	-	-	-	-	-	-	-	-	-	-
MW-19B	06/09/2025	762.80	NA	-	-	-	-	-	-	-	-	-	-	-	-	-
MW-20A	06/09/2025	758.61	NA	-	-	-	-	-	-	-	-	-	-	-	-	-
MW-20B	06/09/2025	759.47	NA	-	-	-	-	-	-	-	-	-	-	-	-	-
MW-21	06/09/2025	800.69	37.95	762.74	-	-	-	-	-	-	-	-	-	-	-	-
MW-22	06/12/2025	801.21	38.69	762.52	-	< 0.080	< 0.10	< 0.090	< 0.080	1.5	0.090 J	0.39 J	< 0.080	1.9	< 0.080	< 0.20

Table 2-A

QUARTERLY MONITORING ANALYTICAL DATA SUMMARY

High's Store #141 - Former Wally's Citgo

19200 Middletown Rd.

Parkton, MD

Well ID	DateA	Top of Casing (ft)	Depth to Water (ft)B	GW Elevation (ft)B	Depth to Bottom (Measured Depth) (ft)	Benzene (µg/L)	Toluene (µg/L)	Ethylbenzene (µg/L)	Total Xylenes (µg/L)	MTBE (µg/L)	Naphthalene (µg/L)	Diisopropyl ether (µg/L)	Tert-amyl methyl ether (µg/L)	Tert-Butyl Alcohol (µg/L)	TPH-GRO (µg/L)	TPH-DRO (µg/L)	1,2,4-Trimethylbenzene (µg/L)	1,2-Dibromoethane (ug/L)	1,2-Dichloroethane (ug/L)
GW Clean-up Standards[1]						**5**	**1,000**	**700**	**10,000**	**20**	**0.17**	**NL**	**NL**	**NL**	**47**	**47**	**5.6**	**0.05**	**5**
MW-23	06/09/2025	798.70	42.51	756.19	-	-	-	-	-	-	-	-	-	-	-	-	-	-	-
MW-24B	06/09/2025	801.25	40.84	760.41	-	-	-	-	-	-	-	-	-	-	-	-	-	-	-
MW-25B	06/09/2025	802.80	44.1	758.70	-	-	-	-	-	-	-	-	-	-	-	-	-	-	-
RW-1	06/11/2025	800.93	39.36	761.57	-	< 0.10	< 0.080	< 0.080	< 0.070	0.87	< 0.10	< 0.10	< 0.20	< 3.0	<23	< 56	< 0.080	< 0.080	< 0.070
RW-2	06/12/2025	797.65	45.04	752.61	-	< 0.10	< 0.080	< 0.080	< 0.070	1.8	< 0.10	< 0.10	< 0.20	< 3.0	<23	82 J	< 0.080	< 0.080	< 0.070
RW-3	06/09/2025	796.77	43.69	753.08	-	-	-	-	-	-	-	-	-	-	-	-	-	-	-
1608R	06/12/2025	-	56.69	-	-	< 0.10	< 0.080	< 0.080	< 0.070	31	< 0.10	0.14 J	0.57	4.1 J	32 J	< 57	< 0.080	< 0.080	< 0.070
PW01	06/13/2025	-	-	-	-	< 0.10	< 0.10	< 0.10	< 0.10	< 0.10	< 0.20	< 0.10	< 0.10	< 2.5	-	-	-	-	< 0.10
PW02	06/13/2025	-	-	-	-	< 0.10	< 0.10	< 0.10	< 0.10	< 0.10	< 0.20	< 0.10	< 0.10	< 2.5	-	-	-	-	< 0.10
PW03	06/13/2025	-	-	-	-	< 0.10	< 0.10	< 0.10	< 0.10	< 0.10	< 0.20	< 0.10	< 0.10	< 2.5	-	-	-	-	< 0.10
1606 Rayville -INF	06/10/2025	-	-	-	-	< 0.10	< 0.10	< 0.10	< 0.10	0.39 J	< 0.20	< 0.10	< 0.10	< 2.5	-	-	-	-	< 0.10
1606 Rayville -MID2	06/10/2025	-	-	-	-	< 0.10	< 0.10	< 0.10	< 0.10	< 0.10	< 0.20	< 0.10	< 0.10	< 2.5	-	-	-	-	< 0.10
1606 Rayville -EFF	06/10/2025	-	-	-	-	< 0.10	< 0.10	< 0.10	< 0.10	< 0.10	< 0.20	< 0.10	< 0.10	< 2.5	-	-	-	-	< 0.10
1608 Rayville	06/13/2025	-	-	-	-	< 0.10	< 0.10	< 0.10	< 0.10	1.0	< 0.20	< 0.10	< 0.10	< 2.5	-	-	-	-	< 0.10
1612 Rayville	06/11/2025	-	-	-	-	< 0.10	< 0.10	< 0.10	< 0.10	0.28 J	< 0.20	< 0.10	< 0.10	< 2.5	-	-	-	-	< 0.10

Table 2-A

QUARTERLY MONITORING ANALYTICAL DATA SUMMARY

High's Store #141 - Former Wally's Citgo

19200 Middletown Rd.

Parkton, MD

Well ID	DateA	Top of Casing (ft)	Depth to Water (ft)B	GW Elevation (ft)B	Depth to Bottom (Measured Depth) (ft)	1,3,5-Trimethylbenzene (ug/L)	Carbon Disulfide (µg/L)	Chloroform (ug/L)	cis-1,2-Dichloroethene (µg/L)	Isopropylbenzene (ug/L)	n-Butylbenzene (ug/L)	n-Propylbenzene (ug/L)	p-Isopropyltoluene (ug/L)	sec-Butylbenzene (ug/L)	Tert-Butylbenzene (ug/L)	Tetrachloroethene (ug/L)
GW Clean-up Standards[1]						**6**	**81**	**80**	**70**	**45**	**NL**	**NL**	**NL**	**NL**	**NL**	**5**
MW-23	06/09/2025	798.70	42.51	756.19	-	-	-	-	-	-	-	-	-	-	-	-
MW-24B	06/09/2025	801.25	40.84	760.41	-	-	-	-	-	-	-	-	-	-	-	-
MW-25B	06/09/2025	802.80	44.1	758.70	-	-	-	-	-	-	-	-	-	-	-	-
RW-1	06/11/2025	800.93	39.36	761.57	-	< 0.080	< 0.10	< 0.090	< 0.080	< 0.080	< 0.080	< 0.10	< 0.080	< 0.10	< 0.080	< 0.20
RW-2	06/12/2025	797.65	45.04	752.61	-	< 0.080	< 0.10	< 0.090	< 0.080	< 0.080	< 0.080	< 0.10	< 0.080	< 0.10	< 0.080	< 0.20
RW-3	06/09/2025	796.77	43.69	753.08	-	-	-	-	-	-	-	-	-	-	-	-
1608R	06/12/2025	-	56.69	-	-	< 0.080	0.15 J	< 0.090	< 0.080	< 0.080	< 0.080	< 0.10	< 0.080	< 0.10	< 0.080	< 0.20
PW01	06/13/2025	-	-	-	-	-	-	-	< 0.10	-	-	-	-	-	< 0.10	< 0.10
PW02	06/13/2025	-	-	-	-	-	-	-	< 0.10	-	-	-	-	-	< 0.10	< 0.10
PW03	06/13/2025	-	-	-	-	-	-	-	< 0.10	-	-	-	-	-	< 0.10	< 0.10
1606 Rayville -INF	06/10/2025	-	-	-	-	-	-	-	< 0.10	-	-	-	-	-	< 0.10	< 0.10
1606 Rayville -MID2	06/10/2025	-	-	-	-	-	-	-	< 0.10	-	-	-	-	-	< 0.10	< 0.10
1606 Rayville -EFF	06/10/2025	-	-	-	-	-	-	-	< 0.10	-	-	-	-	-	< 0.10	< 0.10
1608 Rayville	06/13/2025	-	-	-	-	-	-	-	< 0.10	-	-	-	-	-	< 0.10	< 0.10
1612 Rayville	06/11/2025	-	-	-	-	-	-	-	< 0.10	-	-	-	-	-	< 0.10	< 0.10

Notes:

[1] GW Cleanup Standards are the Maryland Department of the Environment (MDE) Groundwater Clean-up Standards for Type I and II Aquifers (2018)

(-) = No data available.

<# = result less than the method detection limit

µg/L = Micrograms per liter

MTBE = Methyl Tertiary Butyl Ether

TPH-DRO = Total-petroleum hydrocarbons-diesel range organics

TPH-GRO = Total-petroleum hydrocarbons-gasoline range organics

NA = Not Analyzed / Not Accessible

NL = No Limit (screening)

NS = Not Sampled

J = Detected between the Method Detection Limit (MDL) and the Reporting Limit (RL); therefore, result is an estimated value.

B = Compound detected in the laboratory blank and sample.

INF = Influent

MID = Mid-fluent

EFF = Effluent

Table 3

HISTORICAL POET SYSTEM DATA SUMMARY

High's Store #141- Former Wally's Citgo

19200 Middletown Rd

Parkton, MD

Well ID	Date	Carbon Change	POET Totalizer (gal)	Benzene (µg/L)	Toluene (µg/L)	Ethylbenzene (µg/L)	Total Xylenes (µg/L)	MTBE (µg/L)	Tert-Butyl Alcohol (µg/L)	Tert-amyl methyl ether (µg/L)	Ethyl tert-butyl ether (µg/L)	Diisopropyl ether (µg/L)	Naphthalene (µg/L)	Tetrachloroethene (µg/L)
GW Clean-up Standards*				**5**	**1,000**	**700**	**10,000**	**20**	**NL**	**NL**	**NL**	**NL**	**0.17**	**5**
1606-RAY-INF	05/18/2023	-	-	<0.10	<0.10	<0.10	<0.10	0.58	<2.5	<0.10	<0.10	<0.10	<0.20	<0.10
1606-RAY-INF	08/18/2023	-	-	<0.10	<0.10	<0.10	<0.10	0.60	<2.5	<0.10	<0.10	<0.10	<0.20	<0.10
1606-RAY-INF	12/05/2023	-	-	<0.10	<0.10	<0.10	<0.10	1.0	<2.5	<0.10	<0.10	<0.10	<0.20	0.14 J
1606-RAY-INF	02/06/2024	-	-	< 0.10	< 0.10	< 0.10	< 0.10	0.40 J	< 2.5	< 0.10	< 0.10	< 0.10	< 0.20	< 0.10
1606-RAY-INF	06/11/2024	-	-	<0.10	<0.10	<0.10	<0.10	0.69	<2.5	<0.10	<0.10	<0.10	<0.20	<0.10
1606-RAY-INF	08/20/2024	-	-	<0.10	<0.10	<0.10	<0.10	0.62	<2.5	<0.10	<0.10	<0.10	<0.20	<0.10
1606-RAY-INF	04/02/2025	-	-	< 0.10	< 0.10	< 0.10	< 0.10	0.88	< 2.5	< 0.10	<0.10	< 0.10	< 0.20	0.10 J
1606-RAY-INF	06/10/2025	-	-	< 0.10	< 0.10	< 0.10	< 0.10	0.39 J	< 2.5	< 0.10	<0.10	< 0.10	< 0.20	0.10 J
1606-RAY-MID2	05/18/2023	-	-	<0.10	<0.10	<0.10	<0.10	<0.10	<2.5	<0.10	<0.10	<0.10	<0.20	<0.10
1606-RAY-MID2	08/18/2023	-	-	<0.10	<0.10	<0.10	<0.10	<0.10	<2.5	<0.10	<0.10	<0.10	<0.20	<0.10
1606-RAY-MID2	12/05/2023	-	-	<0.10	<0.10	<0.10	<0.10	<0.10	<2.5	<0.10	<0.10	<0.10	<0.20	<0.10
1606-RAY-MID2	02/06/2024	-	-	< 0.10	< 0.10	< 0.10	< 0.10	< 0.10	< 2.5	< 0.10	< 0.10	< 0.10	< 0.20	< 0.10
1606-RAY-MID2	06/11/2024	-	-	<0.10	<0.10	<0.10	<0.10	<0.10	<2.5	<0.10	<0.10	<0.10	<0.20	<0.10
1606-RAY-MID2	08/20/2024	-	-	<0.10	<0.10	<0.10	<0.10	<0.10	<2.5	<0.10	<0.10	<0.10	<0.20	<0.10
1606-RAY-MID2	04/02/2025	-	-	<0.10	<0.10	<0.10	<0.10	<0.10	<2.5	<0.10	<0.10	<0.10	<0.20	<0.10
1606-RAY-MID2	06/10/2025	-	-	<0.10	<0.10	<0.10	<0.10	<0.10	<2.5	<0.10	<0.10	<0.10	<0.20	<0.10
1606-RAY-EFF	05/18/2023	-	203,350	<0.10	<0.10	<0.10	<0.10	<0.10	<2.5	<0.10	<0.10	<0.10	<0.20	<0.10
1606-RAY-EFF	08/18/2023	-	205,760	<0.10	<0.10	<0.10	<0.10	<0.10	<2.5	<0.10	<0.10	<0.10	<0.20	<0.10
1606-RAY-EFF	12/05/2023	-	230,882	<0.10	<0.10	<0.10	<0.10	<0.10	<2.5	<0.10	<0.10	<0.10	<0.20	<0.10
1606-RAY-EFF	02/06/2024	-	210,655	< 0.10	< 0.10	< 0.10	< 0.10	< 0.10	< 2.5	< 0.10	< 0.10	< 0.10	< 0.20	< 0.10
1606-RAY-EFF	06/11/2024	-	214,405	<0.10	<0.10	<0.10	<0.10	<0.10	< 2.5	<0.10	<0.10	<0.10	<0.20	<0.10
1606-RAY-EFF	08/20/2024	-	216,260	<0.10	<0.10	<0.10	<0.10	<0.10	< 2.5	<0.10	<0.10	<0.10	<0.20	<0.10
1606-RAY-EFF	04/02/2025	-	223,005	<0.10	<0.10	<0.10	<0.10	<0.10	<2.5	<0.10	<0.10	<0.10	<0.20	<0.10
1606-RAY-EFF	06/10/2025	-	225,089	<0.10	<0.10	<0.10	<0.10	<0.10	<2.5	<0.10	<0.10	<0.10	<0.20	<0.10
1608-RAY-INF	05/22/2023	-	-	<0.10	0.83	0.12 J	0.48 J	1.8	<2.5	<0.10	<0.10	<0.10	<0.20	<0.10
1608-RAY-INF	08/18/2023	-	-	<0.10	<0.10	<0.10	<0.10	1.5	<2.5	<0.10	<0.10	<0.10	<0.20	<0.10
1608-RAY-INF	12/07/2023	-	-	<0.10	<0.10	<0.10	<0.10	1.3	<2.5	<0.10	<0.10	<0.10	<0.20	<0.10
1608-RAY-INF	02/09/2024	-	-	< 0.10	< 0.10	< 0.10	< 0.10	1.5	< 2.5	< 0.10	< 0.10	< 0.10	< 0.20	< 0.10
1608-RAY-INF	06/14/2024	-	-	<0.10	<0.10	<0.10	<0.10	1.2	<2.5	<0.10	<0.10	<0.10	<0.20	<0.10
1608-RAY-INF	08/26/2024	-	-	<0.10	<0.10	<0.10	<0.10	0.90	<2.5	<0.10	<0.10	<0.10	<0.20	<0.10
1608-RAY-INF	04/02/2024	-	-	<0.10	<0.10	<0.10	<0.10	0.85	<2.5	<0.10	<0.10	<0.10	<0.20	<0.10
1608-RAY-INF	06/13/2025	-	-	<0.10	<0.10	<0.10	<0.10	1.00	<2.5	<0.10	<0.10	<0.10	<0.20	<0.10
1612-RAY-INF	05/18/2023	-	-	<0.10	<0.10	<0.10	<0.10	0.31 J	<2.5	<0.10	<0.10	<0.10	<0.20	<0.10
1612-RAY-INF	08/18/2023	-	-	<0.10	<0.10	<0.10	<0.10	0.28 J	<2.5	<0.10	<0.10	<0.10	<0.20	<0.10
1612-RAY-INF	12/05/2023	-	-	<0.10	<0.10	<0.10	<0.10	0.22 J	<2.5	<0.10	<0.10	<0.10	<0.20	<0.10
1612-RAY-INF	02/08/2024	-	-	< 0.10	< 0.10	< 0.10	< 0.10	0.26 J	< 2.5	< 0.10	< 0.10	< 0.10	< 0.20	< 0.10
1612-RAY-INF	06/11/2024	-	-	NS	NS	NS	NS	NS	NS	NS	NS	NS	NS	NS
1612-RAY-INF	08/20/2024	-	-	NS	NS	NS	NS	NS	NS	NS	NS	NS	NS	NS
1612-RAY-INF	04/02/2025	-	-	NS	NS	NS	NS	NS	NS	NS	NS	NS	NS	NS
1612-RAY-INF	06/11/2025	-	-	< 0.10	< 0.10	< 0.10	< 0.10	0.28 J	< 2.5	< 0.10	< 0.10	< 0.10	< 0.20	< 0.10

Notes:

- In December 2014, 1608 Rayville Road was converted to recovery well RW-4 and the POET system was disconnected from use
- In Third Quarter 2020, recovery well RW-4 was converted back to a potable well for the 1608 Rayville Rd. residence.

* GW Cleanup Standards are the Maryland Department of the Environment (MDE) Groundwater Clean-up Standards for Type I and II Aquifers (2018)

<# = Less than the method detection limit of #
µg/L = Micrograms per liter
NR = Not Reported
NL = No Limit (Screening)
NS = Not Sampled
NT = Not Tabulated, historical laboratory analytical report available for specified date.
J = Detected between the Method Detection Limit (MDL) and the Reporting Limit (RL); therefore, result is an estimated value
MTBE = Methyl-tertiary butyl-ether
INF = Influent sample location
MID = Midfluent sample location
MID2 = Second midfluent sample location of a POET system with three carbon vessels.
EFF = Effluent sample location
RAY = Rayville Road

Table 4

MONITORING WELL CONSTRUCTION DETAILS

High's Store #141 - Former Wally's Citgo
19200 Middletown Rd
Parkton, MD

Well ID	Well Install Date	Well Diameter/ Material (Inches-PVC/Open)	Total Depth Of Well from Ground Surface (ft)	Depth to T.O.S. from Ground Surface (ft)	Depth to B.O.S. from Ground Surface (ft)	Drilling method	Depth to Bedrock (ft)	Depth of Potential Water-Bearing Zones (ft)[1]	Initial Water Depth (ft)*	Geophysics (Y/N)	Packer Testing (Y/N)	Comments
MW-1	08/09/05	2-PVC	62	37	62	Air Rotary	33	47, 52-54	41.25	N	N	
MW-2	08/10/05	2-PVC	62	40	60	Air Rotary	34	43, 47-49, 54	42.66	N	N	
MW-3	08/09/05	2-PVC	62	42	62	Air Rotary	32	52, 57	41.35	N	N	
MW-3S	08/30/06	2-PVC	30	5	30	Air Rotary	28	NE****	Dry	N	N	Abandoned 01/23/08
MW-4	11/09/05	2-PVC	61	40	60	Air Rotary	36	42-44, 46-47	40.79	N	N	
MW-5	11/09/05	2-PVC	51	30.5	50.5	Air Rotary	18	33.5, 36-37,39	40.75	N	N	
MW-5B	07/02/08	6- OPEN **	100	70	100	Air Rotary	20	51, 64, 80, 89, 92, 95	Dry	N	N	
MW-6	11/10/05	2-PVC	62	40.5	60.5	Air Rotary	24	50-52, 54	43.74	N	N	
MW-7A	08/29/06	6-OPEN**	65	40	65	Air Rotary	37	46-51, 55-56, 60-62	44.47	Y	Y	Geophysics 46, 51
MW-7B	08/31/06	6-OPEN**	120^	70	120	Air Rotary	38	101, 216	>200	Y	Y	Reconstructed July-08
MW-8A	08/29/06	6-OPEN**	65	40	65	Air Rotary	48	48-53, 60-62	41.94	Y	Y	Geophysics 48, 53, 62
MW-8B	08/29/06	6-OPEN**	100	73.5	100	Air Rotary	48	85, 94	95.78	Y	Y	Geophysics 85, 94
MW-9A	08/30/06	6-OPEN**	62	40	65	Air Rotary	33	40-51, 56-58	41.04	Y	Y	Geophysics 51, 56
MW-9B	08/30/06	6-OPEN**	120^	72	120	Air Rotary	33	99, 141, 186-190, 220	>200	Y	Y	Geophysics 99, 141, 186, 220
MW-10A	05/08/07	6-OPEN**	62	40	62	Air Rotary	36	60-61	35.77	N	N	
MW-10B	05/08/07	6-OPEN**	100	70	100	Air Rotary	38	NE****	89	N	N	
MW-11A	06/26/08	6-OPEN**	60	40	60	Air Rotary	30	NE****	44.53	N	N	
MW-11B	06/26/08	6-OPEN**	100	70	100	Air Rotary	30	80, 85, 90	41.6	N	N	
MW-12B	07/02/08	6-OPEN**	100	70	100	Air Rotary	31	64	>75	N	N	
MW-13A	07/01/08	6-OPEN**	60	40	60	Air Rotary	38	50, 53	41.5	N	N	Abandoned 05/11/21
MW-13B	07/01/08	6-OPEN**	100	70	100	Air Rotary	38	50, 53, 72, 80, 90	>75	N	N	Abandoned 05/11/21
MW-14A	06/27/08	6-OPEN**	60	40	60	Air Rotary	38	54, 57, 60	41.18	N	N	
MW-14B	06/27/08	6-OPEN**	100	70	100	Air Rotary	38	54, 57, 60, 78, 81, 89	>75	N	N	
MW-15	05/12/10	6-OPEN**	120	40.5	120	Air Rotary	28	54, 57, 77, 85	54	Y	N	Geophysics 55-60
MW-16A	05/17/10	6-OPEN**	65	40.5	65	Air Rotary	34	49-50, 55, 58-59	49	N	N	
MW-16B	05/18/10	6-OPEN**	120	70.5	120	Air Rotary	32	54.5, 56, 75, 112-113	75	N	N	
MW-17A	05/14/10	6-OPEN**	65	40.5	65	Air Rotary	27	55, 57, 63.5	55	N	N	
MW-17B	05/17/10	6-OPEN**	120	70.5	120	Air Rotary	26	55, 62, 64.5, 69.5, 87	87	N	N	
MW-18A	05/13/10	6-OPEN**	65	40.5	65	Air Rotary	25	51-52, 54-55, 63.5	51	N	N	
MW-18B	05/14/10	6-OPEN**	120	70.5	120	Air Rotary	25.5	48, 50.5, 53, 57.5, 66-69, 85, 103, 109, 112	90	N	N	
MW-19A	06/13/11	6-OPEN**	55	31	55	Air Rotary	17.5	31, 41, 45, 48, 51	NA	N	N	
MW-19B	06/10/11	6-OPEN**	120	70	120	Air Rotary	19	87, 91, 95	NA	N	N	
MW-20A	06/10/11	6-OPEN**	55	31	55	Air Rotary	25	45, 48	NA	N	N	
MW-20B	06/09/11	6-OPEN**	120	70	120	Air Rotary	22	74, 76, 114	NA	N	N	
RW-1	05/20/10	6-OPEN**	120	40.5	120	Air Rotary	23	44-47, 106	NO	N	N	

Table 4

MONITORING WELL CONSTRUCTION DETAILS

High's Store #141 - Former Wally's Citgo
19200 Middletown Rd
Parkton, MD

Well ID	Well Install Date	Well Diameter/ Material (Inches-PVC/Open)	Total Depth Of Well from Ground Surface (ft)	Depth to T.O.S. from Ground Surface (ft)	Depth to B.O.S. from Ground Surface (ft)	Drilling method	Depth to Bedrock (ft)	Depth of Potential Water-Bearing Zones (ft)[1]	Initial Water Depth (ft)*	Geophysics (Y/N)	Packer Testing (Y/N)	Comments
RW-2	05/19/10	6-OPEN**	120	40.5	120	Air Rotary	29	43-47, 86-87, 100.5-101.5	NO	N	N	
RW-3	05/20/10	6-OPEN**	120	40.5	120	Air Rotary	25	46-48, 61-62.5, 72.5, 91	47	N	N	
RW-4***	NA	6-OPEN**	84.7	44	84.7	NA	NA	45, 60, 66	NA	Y	N	Geophysics 45, 60, 66
MW-21	11/9/11	2	45	20	45	Air Rotary	15	NE****	33	N	N	
MW-22	11/9/11	2	45	20	45	Air Rotary	15	NE****	37	N	N	
MW-23	1/10/11	4	60	20	60	Air Rotary	20	NE****	41	N	N	
MW-24B	11/9/11	6-OPEN**	120	60	120	Air Rotary	20	60	96	N	N	
MW-25B	1/10/11	6-OPEN**	120	60	120	Air Rotary	20	60	>100	N	N	
1608R	5/7/13	8-OPEN**	402	82.26	402	Air Rotary	79.26	NE****	NO	N	N	
1606 Rayville	NA	6-OPEN**	135.7	27	135.7	NA	NA	43, 59, 62, 74, 98, 113	NA	Y	N	Geophysics 43, 59, 62, 74, 98, 113
1612 Rayville	NA	6-OPEN**	114	23	114	NA	NA	63, 70, 83, 96, 101	NA	Y	N	Geophysics 63, 70, 83, 96, 101

* = Depth to water measured during first sampling event
** = Steel casing grouted to open hole depth
*** = The well at 1608 Rayville Road is a former potable well location and will be now referred to as RW-4
^ = Well reconstruction completed on 07/03/08
1 = Water-bearing zones determined by field observations during well installation and/or down-hole geophysics (see comments column for depths by geophysics)
B.O.S. = Bottom of Screen (or open borehole)
ft = Feet
N = No
NA = Not Available
NE **** = None Encountered
NO = Not Observed
NAVD 88 = Maryland State Coordinate System, National Aerial Vertical Data 1988.
T.O.S. = Top of Screen (or open borehole)
Y = Yes

Table 5

MONITORING WELL SAMPLING METHODS

High's Store #141 - Former Wally's Citgo
19200 Middletown Rd
Parkton, MD

Well ID	Well Diameter (in)	Top of Screen Interval (fbg)	Depth of Well Drilled (fbg)	Sample Method & Target Sample Interval
MW-1	2	37	62	LF Interval (47-52')
MW-2	2	40	60	LF Interval (47-52')
MW-3	2	42	62	LF Interval (50-55')
MW-4	2	40	60	LF Interval (47-52')
MW-5	4	30.5	50.5	LF Interval (37-42')
MW-6	2	40.5	60.5	LF Interval (47-52')
MW-7A	6	40	65	LF Interval (50-55')
MW-7B	6	70	120	LF Interval (95-100')
MW-10A	6	40	62	LF Interval (48-53')
MW-10B	6	70	100	LF Interval (90-95')
MW-11B	6	70	100	LF Interval (85-90')
MW-14B	6	70	100	LF Interval (85-90')
MW-15	6	40.5	120	LF Interval (80-85')
MW-16A	6	40.5	65	LF Interval (50-55')
MW-16B	6	70.5	120	LF Interval (110-115')
MW-17B	6	70.5	120	LF Interval (85-90')
MW-18B	6	70.5	120	LF Interval (100-110')
MW-20A	6	31	55	LF Interval (40-50')
MW-22	2	20	45	LF Interval (30-35')
MW-1608R	8	82.26	402	LF Interval (95-105')
RW-1	6	40.5	120	LF Interval (78-83')
RW-2	6	40.5	120	LF Interval (78-83')

Notes:
' = feet
fbg = feet below grade
in = inches
LF = Low Flow
NA = Not Applicable

APPENDIX A

Historical Activities Summary

HISTORICAL ACTIVITY SUMMARY (*key / relevant dates*):

1990:	Three underground storage tanks (UST) were installed.
August 9, 2005:	Three monitoring wells installed.
September 12, 2005:	Groundwater sampling event. MW1 benzene at 3 ppb and MTBE at 7 ppb, MW2 benzene at 4 ppb and MTBE at 7 ppb, MW3 benzene at 110 ppb and MTBE at 17,000 ppb, Station's supply well: MTBE at 0.5 ppb.
October 18, 2005:	MDE issued directive letter to Carroll Independent Fuel (Carroll) requiring the following: Perform a helium UST test to check for vapor leak of the gasoline USTs; test all spill catchment basins and containment sumps; conduct self audit of UST system; conduct semi-annual sampling of all monitoring wells and tank field monitoring pipes; conduct semi-annual sampling of the transient/non-transient drinking water supply well onsite; perform a half-mile well survey.
October 31, 2005:	Notification letters mailed to residents within half-mile radius of the station by BADPERM.
November 3, 2005:	17 private drinking wells sampled. Two homes were found to be above regulatory levels: 1606 Rayville Road with a concentration of MTBE at 2,670 ppb and 1608 Rayville Road at a concentration of MTBE at 851 ppb.
November 8, 2005:	MDE received faxed results of Carroll's testing results and drinking water sampling results from BADPERM for residences sampled in the immediate vicinity of the station. UST line testing was completed, all lines passed.
November 18, 2005:	MDE site visit to observe the installation of granular activated carbon (GAC) point of entry treatment (POET) systems 1606 Rayville Road and 1608 Rayville Road.
July 31, 2006:	Geophysical investigation conducted onsite. MDE requested a *Revised Work Plan* for the installation of monitoring wells based on geophysical data.
August 8, 2006:	The MDE site visit. SVE system began operation in the tank field area. Monitoring of the system including airflow measurements, photo-ionization readings, and vacuum measurements will be collected monthly.
August 10, 2006:	A *Revised Work Plan - June 1, 2006 was submitted to the MDE*. Report included the following: Results of the geophysical survey; a new proposal to install seven additional monitoring wells; three shallow, three deep and an overburden well; Additional down-hole geophysics proposed for each of these monitoring wells.
August 17, 2006:	MDE approved the June 1, 2006 *Revised Work Plan.*
January 31, 2007:	A *January 2007 Update Letter Report* was submitted to the MDE An offsite private well sampling program implemented for select drinking water wells in the area.
February 6, 2007:	A *Hydrogeologic Investigation Update Report and Work Plan* was submitted to the MDE. Seven additional monitoring wells installed on 08/30/06 onsite and offsite (MW3S, MW7A, MW7B, MW8A, MW8B, MW9A, MW9B). Downhole geophysical studies were performed on MW7A, MW7B, MW8A, MW8B, MW9A, MW9B. A *Proposed Work Plan* was submitted for supplemental investigation for abandonment of MW7B due to limited water yield, modification of monitoring well MW-9B well construction to increase well yield, installation of three additional monitoring wells (MW7C, MW10A and MW10B), aquifer testing via 48-hour pump test on two of the proposed wells, and down-hole geophysical study of the proposed wells.

HISTORICAL ACTIVITY SUMMARY (Continued):

March 21, 2007: MDE issued *Notice of Violation NV-2007-067* to Carroll. This *Notice* required Carroll to complete the following activities: Groundwater samples must be collected from all wells including deep wells 7B, 8B and 9B. Samples must be analyzed using EPA Methods 8260 and 8015B. Groundwater samples must be collected from the fracture zones identified in the hydrogeologic report. Submit a *Work Plan* to delineate the vertical extent of contamination. Extend the soil vapor extraction (SVE) system to include MW-3, MW-4 and MW-5. MDE approves the installation of MW-10A and MW-10B and performance of an aquifer test on MW-10A only.

March 26, 2007: A *Groundwater Sampling Work Plan* was submitted to the MDE. A groundwater sampling event was scheduled for April 3 and 4, 2007 in compliance with MDE's request of March 21, 2007.

June 15, 2007: A *Hydrogeologic Investigation Update Report, Groundwater Delineation Work Plan and Soil Alternative Corrective Action Plan* was submitted to the MDE which included the following; Installation of upper and lower bedrock monitoring wells 10A and 10B, with analytical sampling results. Results of 72-hour aquifer pumping test. Proposed the installation of seven additional monitoring wells, three in the upper bedrock, and four in the lower bedrock. Soil Alternative Corrective Action Plan proposed a soil boring investigation and SVE Pilot Study.

July 30, 2007: A *Pump Testing Report* was submitted to the MDE summarizing the May 23 through June 4, 2007 pump test on the upper bedrock aquifer, a step-drawdown test, a 72-hour constant rate pump test, and a recovery test.

November 2, 2007: MDE issued a *RE: Notice of Violation NV-2007-067* to Carroll. MDE reviewed the *Hydrogeologic Investigation Update Report and Work Plan* - June 15, 2007 and the *Pump Testing Report* - July 30, 2007 and approved the work outline based on the following modifications: Of the seven monitoring wells to be installed, a cluster of wells is to be located behind the bait shop. The "B" Series wells may have to extend to 120 feet (ft). Monitoring wells MW-7B and MW-9B may have to be reduced in depth from 242 to 120 ft. Sampling of the wells should occur at least two hours after well purging to allow for recharge. Soil bores may be taken continuously or in 5-foot intervals. Implementation of SVE pilot testing will be re-evaluated after soil boring. Potable well sampling must be conducted.

December 31, 2007: A *Soil Boring Investigation Results* Report was submitted to the MDE. Soil borings SB-12 through SB-22 were installed to further determine the extent of the contamination.

February 11, 2008: A site meeting with the MDE was held to discuss the locations of future offsite monitoring wells.

July 28, 2008: Two additional offsite monitoring wells (MW-11A and MW-11B) were installed in June 2008.

November 12, 2008: Three monitoring wells (MW-11A, MW-13A, and MW-14A) were installed in the upper bedrock with depths of 60 ft below ground surface (bgs). Five monitoring wells (MW-5B, MW-11B, MW-12B, MW-13B, MW-14B) were installed into the lower bedrock, with total depths of 100 ft bgs. Two deep bedrock monitoring wells (MW-7B and MW-9B) were reconstructed and the depths are now 120 ft bgs.

HISTORICAL ACTIVITY SUMMARY (Continued):

February 26, 2009:	A *Corrective Action Plan (CAP)* was submitted to the MDE which provided a conceptual remedial design with proposed pilot test work to support a remedial design for the Site.
May 28, 2009:	The MDE issued a directive to Carroll requesting a CAP Addendum and Potable Well Investigation Work Plan.
August 21, 2009:	A *CAP Addendum* was submitted to the MDE. The *CAP Addendum* outlined a borehole geophysical investigation at 1606, 1608 & 1612 Rayville Road, SVE point installation, conceptual design of a groundwater pump and treat remedial system and SVE remedial system to address residual hydrocarbon impacts at the Site.
October 14, 2009:	The MDE approved the *CAP Addendum*, but required some modification which included the installation of clustered monitoring wells southwest of monitoring wells MW-16A/B.
May 10-20, 2010:	Monitoring wells MW-15, MW-16A/B, MW-17A/B and MW-18A/B, recovery wells RW-1, RW-2 and RW-3, and soil vapor extraction well SVE-5 were installed.
August 10, 2010:	A meeting was held with the MDE, Carroll and Environmental Alliance (Alliance) to discuss the case and the *CAP Addendum*.
August 16, 2010:	Groundwater & Environmental Services, Inc. (GES) is added as a second consultant to the case.
August 27, 2010:	Alliance submitted an *Additional Monitoring Well Installation Work Plan* to the MDE which plans to install one monitoring well cluster 150 ft southeast of MW-16A/B and another cluster 330 ft south-southwest of MW-16A/B.
October 14, 2010:	GES submits an *Infiltration Pilot Test Work Plan* to the MDE.
December 17, 2010:	The MDE approves the installation of the two cluster wells proposed by Alliance down gradient of MW-16A/B. The MDE requires that a pumping test be conducted on all three recovery wells to test water depletion at the Site.
January 11, 2011:	GES submits a *Pumping Test Work Plan* to the MDE which will be conducted on RW-1, RW-2 and RW-3.
January 14, 2011:	GES submits a *Pumping Test Work Plan Addendum* to the MDE which outlines the infiltration of groundwater which will be pumped from the subsurface during the Pump Test. Prior to discharge, all groundwater will be treated with granular activated carbon units and will comply with the General Discharge Permit 2010-OGR-5093/NPDES Permit MDG915093.
March 8, 2011:	The MDE issues a *Work Plan Approval* to Carroll to commence Pump Test Activities.
March 18, 2011:	Carroll and the State of Maryland, Department of the Environment sign a Consent Agreement which addresses the investigation and remediation at the Site. New quarterly deadlines are agreed up which require Quarterly monitoring Reports be submitted to the Department by the 15th of February, May, August and November.
April 18, 2011:	GES, Alliance, and MDE meet onsite to approve locations for offsite monitoring wells to be installed down-gradient of monitoring wells MW-16A/B.
April 25-28, 2011:	Pumping Test activities, under the direction of GES commenced at the Site. On the last day of the pump test, an infiltration test was conducted on monitoring well MW-8A/B.

HISTORICAL ACTIVITY SUMMARY (Continued):

June 29, 2011:	GES submitted a *Pumping Test Summary and Corrective Action Plan Addendum* to the MDE outlining the findings from the Pump test conducted in April 2011. The Report recommends that a groundwater pump and treat (P&T) remediation system be installed at the Site to remove subsurface hydrocarbon impacts.
July 7, 2011:	GES submitted a *Borehole Infiltration Test Work Plan* to the MDE which proposed procedures regarding the infiltration of treated groundwater discharge from the P&T system.
August 12, 2011:	A meeting was held with GES, MDE and Carroll to provide supplemental information concerning the submitted *Pumping Test Summary and Corrective Action Plan Addendum*.
August 18, 2011:	GES installed five infiltration boreholes ranging in depths from 5-16 ft below ground surface in the area of the proposed infiltration gallery.
August 19, 2011:	Borehole testing was conducted by GES using constant head falling head test and a referenced high falling head tests.
August 24, 2011:	GES submitted a *Preliminary Infiltration Gallery & Remedial System Design* to the MDE.
August 29, 2011:	The MDE approved the CAP Addendum submitted on June 29, 2011 with some modifications. The MDE required that a *CAP Implementation Plan* be submitted to the Department by September 30, 2011.
September 15, 2011:	GES submitted a *Corrective Action Plan Implementation Plan* to the MDE. The plan outlines a schedule for the installation of a P&T system at the Site.
October 10, 2011:	Commencement of construction activities associated with the installation of the P&T system.
October 17, 2011:	The MDE approved the *CAP Implementation Plan* submitted by GES on September 15, 2011. The approval included a schedule for system startup and required activities during initial P&T system operation.
October 17-18, 2011:	Two infiltration gallery trenches (each 35 ft long, 5 ft wide, 8 ft deep) were installed.
November 9-11, 2011:	Monitoring wells MW-21, MW-22, MW-23, MW-24B and MW-25B were installed.
November 18, 2011:	A *Interim Contingency Discharge Plan* was submitted to the MDE.
November 15, 2011:	Monitoring wells 7A/B and 8A/B were repaired by replacing the manway and well pads.
November 30, 2011:	The P&T groundwater system was turned on with groundwater recovery from RW-1 and RW-2. Treated groundwater was stored in a fractionation tank pending laboratory results.
December 6, 2011:	The P&T groundwater system began discharging to the infiltration gallery trenches. Increase monitoring well gauging and monitoring of the P&T system began as per the approved *CAP Implementation Plan*.
December 13, 2011:	Well gauging frequency was reduced to once per week.
December 27-28, 2011:	Downtime occurred due to a bag filter fouling.
January 3, 2012:	O&M frequency was reduced to once per week.
January 16, 2012:	GES submitted a *System Operation Summary Report* to the MDE. This report summarizes the 30 days of system operation.
January 18-20, 2012:	GES conducted quarterly/45-day groundwater sampling event.
January 25-26, 2012:	A phone call and email exchange between the MDE and Carroll provided a memorandum of requirements. The MDE required submittal of an *Update Report* documenting required repairs to MW-7B and MW-8B. Based on elevated water levels in MW-7B and MW-8B, the MDE believes this is a result of surface water infiltration into the wells.

HISTORICAL ACTIVITY SUMMARY (Continued):

January 31, 2012:	GES conducted a monitoring well integrity test regarding surface water infiltration problem in monitoring wells MW-7B and MW-8B.
February 8, 2012:	GES added new wells seals to MW-7B and MW-8B and conducted another monitoring well integrity test to confirm surface water infiltration problem was solved.
February 15-22, 2012:	GES added new cast iron sanitary seals to MW-7B and MW-8B as a backup, for surface water infiltration, to the new wells seals installed on February 8, 2012. GES technician noticed MW-7B had a water level to the seal again and made note that the water was entering from the bottom of the manhole. Hydraulic cement was used to seal the space between the well casing and the manhole skirt to fix this issue.
February 16, 2012:	GES submitted a *System Operation Summary Report* to the MDE. This report summarizes the first 60 days of system operation.
February 23, 2012:	GES submitted *Update Report on Monitoring Wells MW-7B & MW-8B* to the MDE.
February 25-27, 2012:	The P&T groundwater system shut down due to a suspected power outage.
March 1, 2012:	O&M visits and system sampling was reduced to twice per month and well gauging to once per month.
March 5-9, 2012:	GES conducted 90-day groundwater sampling event.
March 6, 2012:	GES submitted a *Potable Well Replacement: 1606 and 1608 Rayville Road* letter to Baltimore County Department of Environmental Protection and Sustainability (DEPS) and the MDE discussing the plan to connect the P&T system to potable wells.
March 15, 2012:	GES submitted a *System Operation Summary Report* to the MDE. This report summarizes the first 90 days of system operation.
March 26, 2012:	Onsite meeting with MDE and Baltimore County DEPS regarding alternate potable well and septic reserve locations for the 1608 Rayville Road property.
November 29, 2012:	The vault for recovery well RW-1 was replaced.
December 19, 2012:	GES obtained the access agreement for the 1608 Rayville Road property to conduct the replacement of the existing potable and to connect it to the P&T system.
January 9, 2013:	The manholes for MW-1 and MW-4 were replaced.
January 31, 2013:	The manhole for MW-2 was replaced.
March 3, 2013:	The manholes for MW-6, MW-10A, and MW-10B were replaced.
March 19, 2013:	Onsite meeting with MDE, Baltimore County DEPS, a representative from B.L. Myers, and the property owner regarding the replacement well location and drilling schedule for the 1608 Rayville Road property.
May 2-8, 2013:	An open-hole bedrock well was installed at the Rayville Road property to 402 ft bgs with 75 ft of six-inch steel casing.
May 17 & 20, 2013:	A yield test was carried out over two days at the newly installed bedrock well at 1608 Rayville Road.
July 10, 2013:	GES submitted a *Replacement Potable Well Installation Report* to the MDE.
September 10, 2013:	GES submitted an *Off-site Remedial Activities Work Plan* and a *Request to Revise the Monitoring and Potable Well Sampling and Monitoring Program* to the MDE.
October 1, 2013:	GES begins conducting residential potable well sampling activities at the site, formerly completed by Environmental Alliance.
November 2013:	The property owner of 1608 Rayville Road vacates the property limiting the potable water usage and accessibility to collect monthly POET system influent samples at this location.

HISTORICAL ACTIVITY SUMMARY (Continued):

November 5, 2013: The MDE responded to the September 10, 2013 *Off-site Remedial Activities Work Plan* and a *Request to Revise the Monitoring and Potable Well Sampling and Monitoring Program* denying the modifications to the monitoring program as request by GES. The Department allowed the reduction of sample frequency from quarterly to semi-annually for 1620 and 1624 Rayville Road and from semi-annually to annually for 19201, 192013, and 19215 Shandall Court. They also requested a project review meeting.

December 3, 2013: A project review meeting was conducted at MDE headquarters in Baltimore with Carroll, MDE and GES. Reductions to the monitoring program and offsite remediation activities were discussed.

December 23, 2013: GES submits an *On-Site Remedial Activities Work Plan* to the MDE which proposes to pulse the groundwater remediation system.

January 7, 2014: The MDE issued a *Response to Meeting* letter. The Department approved the reduction of monitoring well gauging frequency from monthly to quarterly Infiltration gallery wells will continue to be gauged on a monthly basis. The Department also allowed the reduction of POET system sample frequency from monthly to quarterly for 1606 and 1612 Rayville Road. In regards to offsite remediation, the department required monthly updates regarding offsite access to 1608 Rayville Road and the submittal of step test discharge treatment plan be submitted to the MDE by January 15, 2014.

January 15, 2014: GES submitted the *1608 Rayville Road Step-test Water Treatment Plan* to the MDE

January 17, 2014: The MDE approved the *On-Site Remedial Activities Work Plan* via email requiring increase monitoring frequency of select monitoring and potable wells during system pulsing activities. The department requires:

- All four infiltration gallery wells, Recovery wells RW-1 and RW-2, and monitoring wells MW-4, MW-10A, MW-10B, MW-24B, MW-7A, MW-7B, MW-18A and MW-18B must be gauged twice per month.
- Groundwater samples must be collected from recovery wells RW-1 and RW-2 twice per month during system deactivated and re-activation.
- 1606 Rayville Road influent sampling must be conducted monthly.
- A laboratory data summary of the system influent, recovery wells RW-1 and RW-2, and potable well 1608 Rayville road must be submitted to the MDE in within 5 days of the laboratory results receipt.

January 23, 2014: Onsite remediation system pulsing activities begin.

February 3, 2014: Carroll submitted a *Notice of Dispute* to the MDE in response to a stakeholder meeting held on December 3, 2013 and an MDE *Response to Meeting* letter dated January 7, 2014.

February 7, 2014: During weekly O&M procedures, the groundwater P&T system was observed to be off on arrival. It was determined that pipes had frozen causing the system to shut down.

February 11, 2014: The groundwater P&T system was repaired and re-started.

February 18, 2014: The MDE issued a *Work Plan Approval* Letter in response to *On-Site Remedial Activities Work Plan.*

February 24, 2014: GES submitted the first System Data Pulsing Report to the MDE as required by the *On-Site Remedial Activities Work Plan* in email correspondence on January 17, 2014 and continued data transmittal letters as required.

HISTORICAL ACTIVITY SUMMARY (Continued):

March 6, 2014: The MDE issued a *Notice of Dispute Response.* The department required the following changes to the groundwater, POET and potable sampling program:

- Monitoring wells MW-5B, MW-6, MW-8A, MW-8B, MW-9A, MW-9B, MW-12B, MW-13A, MW-13B, MW-17A and RW-3 has been changed from quarterly to semi-annually.
- Potable well sampling frequency has been changed from quarterly to semi-annually at 19200 Middletown Rd (all 3 wells), quarterly to semi-annually at 1614 Rayville Rd, and quarterly to semi-annually at 1616 Rayville Rd.
- The following potable wells are no longer required to be sampled: 19201, 19203, 19205, 19207, 19209, 19211, 19213, 19214 and 19215 Shandall Ct.
- The department suspends the requirement for additional delineation of the groundwater in the vicinity of monitoring wells MW-16A/B.

June 3, 2014: GES submitted an *On-site Remedial Activities Work Plan – Trial Shutdown*. This work plan discuses recent, ongoing and future activities related to the operation of the groundwater pumps in recovery wells RW-1 and RW-2.

July 10, 2014: The MDE approved a request to discontinue bi-monthly reporting regarding system pulsing activities with the understanding that the data will be presented in quarterly monitoring reports.

July 15, 2014: The MDE issued an *Approval of Trial Shutdown* for the onsite P&T system. The system will remain off until January 2015. Sampling frequency of potable wells at 1606, 1608 and 1612 Rayville Road is increased to monthly during the trial shutdown period.

July 23, 2014: Carroll completed the purchase of 1608 Rayville Road property.

September 3-5, 2014: GES conducted a step test on 1608 Rayville Road potable well as outlined in the September 10, 2013 *Off-site Remedial Activities Work Plan* and January 15, 2014 *1608 Rayville Road Step-test Water Treatment Plan.*

September 30, 2014: GES submitted an *On-Site and Off-Site Remedial Activities Summary* to the MDE which summarized most recent groundwater concentrations and a pumping test which occurred on the well at 1608 Rayville Road. GES recommended that the well at 1608 Rayville Road be connected to the onsite groundwater pump and treat system.

November 18, 2014: The MDE issued an *Approval of System Modification* approving the continuation of the system trial shutdown period and the connection of the well at 1608 Rayville Road to the onsite groundwater pump and treat system.

December 3, 2014: GES submitted an *On-Site and Off-Site Remedial Activities Summary* to the MDE which summarized the most recent groundwater concentrations and outlined a scheduled for the well at 1608 Rayville to be connected to the onsite groundwater pump and treat system.

December 17, 2014: GES connected the potable well at 1608 Rayville Road to the onsite groundwater pump and treat system and converted the potable well to recovery well RW-4

January 7, 2015: GES submitted an *On-Site and Off-Site Remedial Activities Summary* to MDE which summarized the monitoring conducted since the trial shutdown of the P&T system began, outlined a schedule for connecting 1608 Rayville Road potable well to the pump and treat system, and provided a schedule for maintenance and discharge sampling and potable and monitoring well sampling.

January 12, 2015: GES installed a pump in RW-4.

January 13, 2015: The MDE approved GES' continued shutdown of the remediation system beyond the 6-month trial period.

January 14, 2015: GES installed a transducer and electrically connected RW-4 to the remediation system.

HISTORICAL ACTIVITY SUMMARY (Continued):

January 23, 2015:	GES received the MDE's *Second Approval of the System's Modifications – January 20, 2015*.
January 28, 2015:	GES notified the MDE of the re-start of the P&T system scheduled for February 2, 2015.
February 2, 2015:	GES reactivates the P&T system, turning on pumps in RW-2 and RW-4.
February 6, 2015:	GES submitted *2014 Semi-Annual Withdrawal Report – January 28, 2015* to the MDE.
March 2, 2015:	GES submitted *Report of Results,* summarizing the P&T system trial shutdown to the MDE.
April 13, 2015:	GES received a letter from the MDE gave continuing approval of GES' recommendation to operate the remediation system using recovery wells RW-2 and RW-4 after review of *Report of Results – March 2, 2015*.
May 12, 2015:	GES submitted *First Quarter 2015 Monitoring Report – May 15, 2015* to the MDE.
June 22, 2015:	GES submitted *2015 Semi-Annual Withdrawal Report – June 16, 2015* to the MDE.
August 14, 2015:	GES submitted the *Second Quarter 2015 Monitoring Report – August 14, 2015* to the MDE.
January 13-19, 2016:	GES pumped down monitoring well 1608R's water column and recycled purged groundwater into the Site's system.
February 11, 2016:	GES submitted the *Fourth Quarter 2015 Monitoring Report – February 15, 2016* to the MDE.
March 18, 2016:	GES notified the MDE of an onsite system shutdown due to a small leak from a corroded pipe fitting, noting that GES expected to perform the repair before March 23, 2016.
May 13, 2016:	GES submits the *First Quarter 2016 Monitoring Report – May 13, 2016* to the MDE. GES also submits *Off-Site Remedial Activities Work Plan- System Trial Shutdown* to the MDE (under separate cover).
June 30, 2016:	GES notified the MDE of an onsite system shutdown that occurred from June 23-29th, 2016 due to a power interruption. The system's notification system (via landline phone telemetry system) was also not properly working at this time but was subsequently fixed.
July 8, 2016:	GES received the MDE's *Trial Shutdown Response - July 7, 2016.* The MDE requested additional clarification on system restart criteria.
July 25, 2016:	GES submitted the *System Restart Criteria and Response Plan* in response to the MDE July 8, 2016 correspondence.
July 27, 2016:	GES submitted *2016 Semi-Annual Withdrawal Report – June 13, 2016* to the MDE.
August 9, 2016:	GES and Carroll met with the MDE at the MDE headquarters and discussed a request for expanded EPA Method 524.2 analysis on all potable and POET samples collected for the case.
August 12, 2016:	GES submitted the *Second Quarter 2016 Monitoring Report – August 12, 2016* to the MDE
August 27-30, 2016:	A GES technician was onsite August 29, 2016 to assess the cause of a system shutdown (which occurred August 27, 2016), but was unable to restart the system. GES notified the MDE of the system shutdown on August 30, 2016.
August 31, 2016:	GES resumes system operation by modifying the inline treatment train to now pass through the air stripper and a single LGAC vessel. MDE was initially notified of the system modification on August 31, 2016 via email correspondence.

HISTORICAL ACTIVITY SUMMARY (Continued):

October 5, 2016:	GES submitted the *Wally's Monitoring & Remedial Activities Work Plan* to the MDE in response to requests made in a phone conversation on August 31, 2016.
October 26, 2016:	GES submitted a *Revised Table 2 – Monitoring and Remedial Activities Work Plan* to address an MDE email request for additional information.
November 1, 2016:	The MDE issued *Monitoring and Remedial Activities Work Plan Approval* correspondence, thereby permitting initiation of trial system shutdown procedures.
November 2, 2016:	The Wally's groundwater remediation system goes offline.
November 11, 2016:	GES submitted the *Third Quarter 2016 Monitoring Report – November 11, 2016* to the MDE.
December 8, 2016:	Carroll and the MDE met to conduct a 5-year Consent Order Review and review site remediation progress. GES received the meeting's notes from Carroll.
December 8, 2016:	GES notifies the MDE of supplemental groundwater sampling to occur in December of select monitoring wells (due to increased concentrations during 4th quarter sampling, after a week of system shutdown).
January 9, 2017:	GES sends the MDE analytical results from the supplemental groundwater sampling event in December 2016 and proposes to advance the schedule of 1st quarter 2017 groundwater sampling.
January 13, 2017:	The MDE requests GES' onsite schedule during the 1st quarter 2017 groundwater sampling event and GES responds with dates and times.
January 20, 2017:	GES submitted *2016 Semi-Annual Withdrawal Report – December 12, 2016* to the MDE.
January 30, 2017:	GES submitted two separate letters to the MDE: 1) *Expanded EPA Method 524.2 Constituent Analysis Summary – January 30, 2017* requesting the MDE allow GES to analyze potable wells with a reduced compound list via EPA Method 524.2 and 2) *System Restart Criteria Resampling Summary – January 30, 2017* addressing the results of the supplemental groundwater sampling event in December 2016.
March 31, 2017:	GES receives the MDE's directive letter, *Re-sampling of Select Monitoring Wells and Target Parameter List Approval – March 29, 2017*, requesting resampling of specific wells and approval to analyze resident and POET system samples via the Target VOCs List with EPA Method 524.2. GES notifies the MDE of plans to resample on April 5th.
April 13, 2017:	GES submits sampling analytical results and an updated System Restart Criteria data table from the April 5, 2017 supplemental monitoring event to the MDE.
May 3-10, 2017:	GES completes the Second Quarter 2017 groundwater monitoring event for all monitoring and potable wells within the Wally's study area. Preliminary analytical results from the event and an updated System Restart Criteria table were submitted to the MDE on May 24, 2017.
July 25, 2017:	GES submits the *2017 Semi-Annual Water Withdrawal Report* for the period January 1, 2017 - June 30, 2017 to the MDE.
July 31- August 3, 2017:	GES completes the Third Quarter 2017 groundwater monitoring event for all monitoring and potable wells within the Wally's study area. Preliminary analytical results from the event and an updated System Restart Criteria table were submitted to the MDE on August 23, 2017.

HISTORICAL ACTIVITY SUMMARY (Continued):

August 11, 2017:	GES submitted the *Second Quarter 2017 Monitoring Report* to the MDE. This report provided summary of current groundwater and potable well conditions following two (2) quarters of complete network monitoring performed during 1st and 2nd Quarters of 2017 per the the October 5, 2016 *Wally's Monitoring and Remedial Activities Work Plan*. The report requested reductions to the monitoring well sampling program.
November 6 – November 14, 2017:	GES completes the Fourth Quarter 2017 groundwater monitoring event for all monitoring and potable wells within the Wally's study area. Preliminary analytical results from the event and an updated System Restart Criteria table were submitted to the MDE on December 12, 2017.
November 15, 2017:	GES submits the *Third Quarter 2017 Monitoring Report – November 15, 2017* to the MDE.
December 12, 2017:	GES received the MDE's *Request to Modify Groundwater Monitoring Response – December 12, 2017.* The MDE requested continued quarterly sampling of all monitoring wells.
December 29, 2017	GES submits the *2018 Semi-Annual Water Withdrawal Report* for the period July1, 2017 – December 31, 2017 to the MDE.
February 12 - March 23, 2018:	GES completes the First Quarter 2018 groundwater monitoring event for all monitoring and potable wells within the Wally's study area. Preliminary analytical results from the event and an updated System Restart Criteria table were submitted to the MDE on April 4, 2018.
February 15, 2018:	GES submitted the *Fourth Quarter 2017 Monitoring Report – February 15, 2018* to the MDE.
May 8 – June 18, 2018:	GES completes the Second Quarter 2018 groundwater monitoring event for all monitoring and potable wells within the Wally's study area. Preliminary analytical results from the event and a System Restart Criteria Report were submitted to the MDE on July 24, 2018
May 15, 2018:	GES submitted the *First Quarter 2018 Monitoring Report – May 15, 2018* to the MDE.
July 18, 2018	GES submits the *2018 Semi-Annual Water Withdrawal Report* for the period January 1, 2018 - June 30, 2018 to the MDE.
August 15, 2018:	GES submitted the *Second Quarter 2018 Monitoring Report – August 15, 2018* to the MDE.
August 20-24, 2018:	GES completes the Third Quarter 2018 groundwater monitoring event for all monitoring and potable wells within the Wally's study area. Preliminary analytical results from the event and a System Restart Criteria Report were submitted to the MDE on October 1, 2018
October 1, 2018	GES submitted the *Post-Remedial Evaluation Report* evaluating post-remedial water quality conditions at the site and requesting monitoring program modifications, reductions and eliminations as well as decommission and removal of the onsite groundwater P&T system.
October 30, 2018	GES submits the *Third Quarter 2018 Monitoring Report – October 30, 2018*to the MDE.
November 2, 2018	Carroll receives MDE email correspondence in response to GES's Oct. 1, 2018 *Post-Remediation Evaluation Report*. MDE approves reduced sampling for the pending Fourth Quarter 2018 monitoring event noting that the Department's final response to the Oct. 1, 2018 *Post-Remediation Evaluation Report* is still under review.

HISTORICAL ACTIVITY SUMMARY (Continued):

November 6-9, 2018	GES completes the Fourth Quarter 2018 groundwater monitoring event for select monitoring and potable wells within the Wally's study area per November 2, 2018 email from MDE.
December 5, 2018	System Restart Criteria table(s) summarizing preliminary analytical results from the Fourth Quarter 2018 monitoring event were submitted to the MDE.
January 4, 2019	GES submits the *Fourth Quarter 2018 Monitoring Report – January 4, 2019* to the MDE.
January 21, 2019	Carroll receives MDE *Site Status and Modifications to Residential Sampling Program – January 16, 2019* approving decommission of the system and requesting one final sampling from nine potable locations.
January 25, 2019	GES submits the *2018 Semi-Annual Water Withdrawal Report* for the period July 1, 2018 – December 31, 2018 to the MDE.
February 1, 2019	GES receives MDE email correspondence approving reduced sampling for the pending First Quarter 2019 monitoring event.
February 4-8, 2019	GES completes the First Quarter 2019 groundwater monitoring event for select monitoring wells and potable wells within the Wally's study area per January 16 and February 1, 2019 correspondence from MDE.
April 25, 2019	GES submits the *First Quarter 2019 Monitoring Report – April 25, 2019* to the MDE.
May 6-10, 2019	GES completes the Second Quarter 2019 groundwater monitoring event for select monitoring and potable wells within the Wally's study area.
May 28, 2019	GES submits preliminary MTBE and benzene monitoring well analytical results from the Second Quarter 2019 event to the MDE.
June 6, 2019	Carroll receives MDE *Modifications to Residential Sampling Program and POET System Discontinuation Approval*, dated June 4, 2019, approving removal of nine (9) previously semi-annual potable sampling locations from the monitoring program and releasing Carroll from responsibility for the POET system at 1612 Rayville Road.
June 28, 2019	GES receives permit renewal notification from MDE regarding *Water Appropriation and Use Permit Number – BA2010G001*.
July 3, 2019	GES submits *Notification of Non-Renewal – Water Appropriation and Use Permit No. BA2010G001* to the MDE.
July 3, 2019	GES receives an email from the MDE confirming inactivation of the Water Appropriation and Use Permit No. BA2010G001.
July 30, 2019	GES submits the *2019 Semi-Annual Water Withdrawal Report* for the period January 1, 2019 – June 30, 2019 to the MDE.
August 5, 2019	GES submits the *Second Quarter 2019 Monitoring Report – August 5, 2019* to the MDE.
August 26 – 29, 2019	GES completes the Third Quarter 2019 groundwater monitoring event for select monitoring and potable wells within the Wally's study area.
October 25, 2019	GES submits the *Third Quarter 2019 Monitoring Report – October 25, 2019* to the MDE.
November 5 – 8, 2019	GES completes the Fourth Quarter 2019 groundwater monitoring event for select monitoring and potable wells within the Wally's study area.
November 11–14, 2019	GES completes system demolition.
February 6, 2020	GES submits the *Fourth Quarter 2019 Monitoring Report – February 6, 2020* to the MDE.
February 3-11, 2020	GES completes the First Quarter 2020 groundwater monitoring event for select monitoring and potable wells within the Wally's study area.

HISTORICAL ACTIVITY SUMMARY (Continued):

April 23, 2020	GES submits the *First Quarter 2020 Monitoring Report – April 23, 2020* to the MDE.
April 27 – June 30, 2020	GES completes the Second Quarter 2020 groundwater monitoring event for select monitoring and potable wells within the Wally's study area.
May 21, 2020	Carroll receives MDE sampling directive, requesting the re-sampling of six (6) on-site monitoring wells.
May 27-28, 2020	GES completes monitoring at six monitoring and four tank field wells per May 21, 2020 directive.
August 14, 2020	GES submits the *Second Quarter 2020 Monitoring Report – August 14, 2020* to the MDE.
July 27 – September 1, 2020	GES completes the Third Quarter 2020 groundwater monitoring event for select monitoring and potable wells within the Wally's study area.
Third Quarter 2020	Former recovery well RW-4 was converted back to a potable well for the 1608 Rayville Rd. residence by the new property owner.
November 3 – November 11, 2020	GES completes the Fourth Quarter 2020 groundwater monitoring event for select monitoring and potable wells within the Wally's study area.
November 13, 2020	GES submits the *Third Quarter 2020 Monitoring Report – November 13, 2020* to the MDE.
January 29, 2021 – February 8, 2021	GES completes the First Quarter 2021 groundwater monitoring event for select monitoring and potable wells within the Wally's study area.
February 12, 2021	GES submits the *Fourth Quarter 2020 Monitoring Report – February 12, 2021* to the MDE.
April 27, 2021	GES submits the *Notification of Intent to Abandon Monitoring Wells MW-13A, MW-13B* to the MDE.
May 3, 2021	GES receives a letter from the MDE approving the abandonment of monitoring wells MW-13A and MW-13B.
May 11, 2021	GES completes MW-13A and MW-13B well abandonment activities.
May 18, 2024	GES completes the Second Quarter 2021 groundwater monitoring event for select monitoring and potable wells within the Wally's study area.
May 14, 2021	GES submits well abandonment forms to the MDE. GES submits the *First Quarter 2021 Monitoring Report – May 14, 2021* to the MDE.
August 13, 2021	GES submits the *Second Quarter 2021 Monitoring Report – August 13, 2021* to the MDE.
November 10, 2021	GES submits the *Third Quarter 2021 Monitoring Report – November 10, 2021* to the MDE.
February 15, 2022	GES submits the *Fourth Quarter 2021 Monitoring Report – February 15, 2022* to the MDE.
May 15, 2022	GES submits the *First Quarter 2022 Monitoring Report – May 15, 2022* to the MDE.
June 17, 2022	MDE issues *Request for Updated PWS Survey and Monitoring Well Sampling.*
August 1, 2022	MDE approves of 60-day extension of Sensitive Receptor Survey (SRS) report by GES, new deadline is October 14, 2022.
August 5, 2022	GES submits the *Second Quarter 2022 Monitoring Report – August 5, 2022* to the MDE.
August 29, 2022	GES completes the Third Quarter 2022 groundwater monitoring event for the monitoring and potable wells within the Wally's/High's 141 study area.
October 18, 2022	GES is granted an extension for submission of the Sensitive Receptor Survey (SRS) report by October 20, 2022
October 20, 2022	GES submits the SRS report to the MDE.

HISTORICAL ACTIVITY SUMMARY (Continued):

November 15, 2022	GES is granted an extension for submission of Third Quarter 2022 Monitoring Report by November 29, 2022.
November 23, 2022	GES completes the Fourth Quarter 2022 groundwater monitoring event for monitoring and potable wells within the High's 141 study area.
November 29, 2022	GES submits the *Third Quarter 2022 Monitoring Report – November 29, 2022* to the MDE.
February 15, 2023	GES submits the *Fourth Quarter 2022 Monitoring Report* to the MDE.
February 17, 2023	GES completes the First Quarter 2023 groundwater monitoring event for the monitoring and potable wells within the High's 141 study area.
May 15, 2023	GES submits the *First Quarter 2023 Monitoring Report* to the MDE.
May 22, 2023	GES completes the Second Quarter 2023 groundwater monitoring event for monitoring and potable wells within the High's 141 study area.
August 15, 2023	GES submits the *Second Quarter 2023 Monitoring Report* to the MDE.
August 21, 2023	GES completes the Third Quarter 2023 groundwater monitoring event for monitoring and potable wells within the High's 141 study area.
November 15, 2023	GES submits the *Third Quarter 2023 Monitoring Report* to the MDE.
December 8, 2023	GES completes the Fourth Quarter 2023 groundwater monitoring event for monitoring and potable wells within the High's 141 study area.
February 9, 2024	GES completes the First Quarter 2024 groundwater monitoring event for monitoring and potable wells within the High's 141 study area.
February 15, 2024	GES submits the *Fourth Quarter 2023 Monitoring Report* to the MDE.
May 15, 2024	GES submits the *First Quarter 2024 Monitoring Report* to the MDE.
June 14, 2024	GES completes the Second Quarter 2024 groundwater monitoring event for monitoring and potable wells within the High's 141 study area.
August 14, 2024	GES submits the *Second Quarter 2024 Monitoring Report* to the MDE.
August 26, 2024	GES completes the Third Quarter 2024 groundwater monitoring event for monitoring and potable wells within the High's 141 study area.
November 8, 2024	GES receives MDE agenda for planned Administrative Consent Order update meeting (SACO) scheduled for 11/19/24.
November 19, 2024	High's and GES meet at MDE Headquarters for the SACO meeting and propose a reduction to the current monitoring plan, including abandonment of select wells in the downgradient agricultural field (Parcel 105).
December 2, 2024	GES completes the Fourth Quarter 2024 onsite and offsite potable supply well monitoring event
March 20, 2025	GES receives MDE correspondence requesting more supporting information related to High's request for monitoring reductions and well abandonment.
Mar. 31-Apr. 4, 2025	GES completes the First Quarter 2025 groundwater monitoring event for monitoring and potable wells within the High's 141 study area.
May 14, 2025	GES submits the *First Quarter 2025 Monitoring Report* to the MDE.
June 9-13, 2025	GES completes the Second Quarter 2025 groundwater monitoring event for monitoring and potable wells within the High's 141 study area.

APPENDIX B

Laboratory Reports and Chain of Custody Documentation
(See Files on eFile)

Eurofins Lancaster
Laboratories ID Numbers:
410-226913-1
410-226930-1
410-227294-1
410-227295-1
410-227301-1
410-227761-1
410-227760-1

eurofins | Environment Testing

ANALYTICAL REPORT

PREPARED FOR

Attn: Peter Reichardt
Groundwater & Environmental Services Inc
1350 Blair Drive
Suite H-2
Odenton, Maryland 21113

Generated 6/23/2025 9:14:02 PM

JOB DESCRIPTION

High's Store No 141

JOB NUMBER

410-226913-1

Eurofins Lancaster Laboratories Environment Testing, LLC
2425 New Holland Pike
Lancaster PA 17601

See page two for job notes and contact information.

my EOL

Job Notes

This report may not be reproduced except in full, and with written approval from the laboratory. The results relate only to the samples tested. For questions please contact the Project Manager at the e-mail address or telephone number listed on this page.

Analytical test results meet all requirements of the associated regulatory program (i.e., NELAC (TNI), DoD, and ISO 17025) unless otherwise noted under the individual analysis.

Authorization



Generated
6/23/2025 9:14:02 PM

Authorized for release by
Amek Carter, Project Manager
Loran.Carter@et.eurofinsus.com
(717)556-7252

Eurofins Lancaster Laboratories Environment Testing, LLC

Compliance Statement

Analytical test results meet all requirements of the associated regulatory program (e.g., NELAC (TNI), DoD, and ISO 17025) unless otherwise noted under the individual analysis. Data qualifiers are applied to note exceptions. Noncompliant quality control (QC) is further explained in narrative comments.
· QC results that exceed the upper limits and are associated with non-detect samples are qualified but further narration is not required since the bias is high and does not change a non-detect result. Further narration is also not required with QC blank detection when the associated sample concentration is non-detect or more than ten times the level in the blank.
· Matrix QC may not be reported if insufficient sample or site-specific QC samples were not submitted. In these situations, to demonstrate precision and accuracy at a batch level, a LCS/LCSD is performed, unless otherwise specified in the method.
· Surrogate and/or isotope dilution analyte recoveries (if applicable) which are outside of the QC window are confirmed unless attributed to a dilution or otherwise noted in the narrative.
Regulated compliance samples (e.g. SDWA, NPDES) must comply with the associated agency requirements/permits.

Measurement uncertainty values, as applicable, are available upon request.

Test results relate only to the sample tested. Clients should be aware that a critical step in a chemical or microbiological analysis is the collection of the sample. Unless the sample analyzed is truly representative of the bulk of material involved, the test results will be meaningless. If you have questions regarding the proper techniques of collecting samples, please contact us. We cannot be held responsible for sample integrity, however, unless sampling has been performed by a member of our staff. Times are local to the area of activity. Parameters listed in the 40 CFR Part 136 Table II as "analyze immediately" and tested in the laboratory are not performed within 15 minutes of collection.

This report shall not be reproduced except in full, without the written approval of the laboratory.

WARRANTY AND LIMITS OF LIABILITY - In accepting analytical work, we warrant the accuracy of test results for the sample as submitted. The foregoing express warranty is exclusive and is given in lieu of all other warranties, expressed or implied, except as otherwise agreed. We disclaim any other warranties, expressed or implied, including a warranty of fitness for particular purpose and warranty of merchantability. In no event shall Eurofins Lancaster Laboratories Environmental, LLC be liable for indirect, special, consequential, or incidental damages including, but not limited to, damages for loss of profit or goodwill regardless of (A) the negligence (either sole or concurrent) of Eurofins Lancaster Laboratories Environmental and (B) whether Eurofins Lancaster Laboratories Environmental has been informed of the possibility of such damages. We accept no legal responsibility for the purposes for which the client uses the test results. Except as otherwise agreed, no purchase order or other order for work shall be accepted by Eurofins Lancaster Laboratories Environmental which includes any conditions that vary from the Standard Terms and Conditions, and Eurofins Lancaster Laboratories Environmental hereby objects to any conflicting terms contained in any acceptance or order submitted by client.



Table of Contents

Cover Page 1
Table of Contents 4
Definitions/Glossary 5
Case Narrative 6
Detection Summary 7
Client Sample Results 8
Surrogate Summary 11
QC Sample Results 12
QC Association Summary 14
Lab Chronicle 15
Certification Summary 16
Method Summary 17
Sample Summary 18
Chain of Custody 19
Receipt Checklists 20

Definitions/Glossary

Client: Groundwater & Environmental Services Inc
Job ID: 410-226913-1
Project/Site: High's Store No 141

Qualifiers

GC/MS VOA

Qualifier	Qualifier Description
J	Result is less than the RL but greater than or equal to the MDL and the concentration is an approximate value.

Glossary

Abbreviation	These commonly used abbreviations may or may not be present in this report.
☼	Listed under the "D" column to designate that the result is reported on a dry weight basis
%R	Percent Recovery
CFL	Contains Free Liquid
CFU	Colony Forming Unit
CNF	Contains No Free Liquid
DER	Duplicate Error Ratio (normalized absolute difference)
Dil Fac	Dilution Factor
DL	Detection Limit (DoD/DOE)
DL, RA, RE, IN	Indicates a Dilution, Re-analysis, Re-extraction, or additional Initial metals/anion analysis of the sample
DLC	Decision Level Concentration (Radiochemistry)
EDL	Estimated Detection Limit (Dioxin)
LOD	Limit of Detection (DoD/DOE)
LOQ	Limit of Quantitation (DoD/DOE)
MCL	EPA recommended "Maximum Contaminant Level"
MDA	Minimum Detectable Activity (Radiochemistry)
MDC	Minimum Detectable Concentration (Radiochemistry)
MDL	Method Detection Limit
ML	Minimum Level (Dioxin)
MPN	Most Probable Number
MQL	Method Quantitation Limit
NC	Not Calculated
ND	Not Detected at the reporting limit (or MDL or EDL if shown)
NEG	Negative / Absent
POS	Positive / Present
PQL	Practical Quantitation Limit
PRES	Presumptive
QC	Quality Control
RER	Relative Error Ratio (Radiochemistry)
RL	Reporting Limit or Requested Limit (Radiochemistry)
RPD	Relative Percent Difference, a measure of the relative difference between two points
TEF	Toxicity Equivalent Factor (Dioxin)
TEQ	Toxicity Equivalent Quotient (Dioxin)
TNTC	Too Numerous To Count

Job Narrative
410-226913-1

Analytical test results meet all requirements of the associated regulatory program listed on the Accreditation/Certification Summary Page unless otherwise noted under the individual analysis. Data qualifiers and/or narrative comments are included to explain any exceptions, if applicable.

- Matrix QC may not be reported if insufficient sample is provided or site-specific QC samples were not submitted. In these situations, to demonstrate precision and accuracy at a batch level, a LCS/LCSD may be performed, unless otherwise specified in the method.
- Surrogate and/or isotope dilution analyte recoveries (if applicable) which are outside of the QC window are confirmed unless attributed to a dilution or otherwise noted in the narrative.

Regulated compliance samples (e.g. SDWA, NPDES) must comply with the associated agency requirements/permits.

Receipt
The samples were received on 6/11/2025 4:55 PM. Unless otherwise noted below, the samples arrived in good condition, and, where required, properly preserved and on ice. The temperature of the cooler at receipt time was 2.3°C.

Receipt Exceptions
A trip blank was not submitted for analysis with this sample shipment; and was not listed on the Chain of Custody (COC).

GC/MS VOA
No additional analytical or quality issues were noted, other than those described above or in the Definitions/ Glossary page.

Detection Summary

Client: Groundwater & Environmental Services Inc
Job ID: 410-226913-1
Project/Site: High's Store No 141

Client Sample ID: 1606 RAY-EFF
Lab Sample ID: 410-226913-1

No Detections.

Client Sample ID: 1606 RAY-MID2
Lab Sample ID: 410-226913-2

No Detections.

Client Sample ID: 1606 RAY-INF
Lab Sample ID: 410-226913-3

Analyte	Result	Qualifier	RL	MDL	Unit	Dil Fac	D	Method	Prep Type
Methyl tertiary butyl ether	0.39	J	0.50	0.10	ug/L	1		524.2	Total/NA

This Detection Summary does not include radiochemical test results.

Client: Groundwater & Environmental Services Inc
Job ID: 410-226913-1
Project/Site: High's Store No 141

Client Sample ID: 1606 RAY-EFF
Lab Sample ID: 410-226913-1
Date Collected: 06/10/25 09:10
Matrix: Water
Date Received: 06/11/25 16:55

Method: EPA-DW 524.2 - Volatile Organic Compounds (GC/MS)

Analyte	Result	Qualifier	RL	MDL	Unit	D	Prepared	Analyzed	Dil Fac
t-Amyl methyl ether	ND		0.50	0.10	ug/L			06/18/25 19:27	1
Benzene	ND		0.50	0.10	ug/L			06/18/25 19:27	1
t-Butyl alcohol	ND		25	2.5	ug/L			06/18/25 19:27	1
Carbon tetrachloride	ND		0.50	0.10	ug/L			06/18/25 19:27	1
Chlorobenzene	ND		0.50	0.10	ug/L			06/18/25 19:27	1
1,2-Dichlorobenzene	ND		0.50	0.20	ug/L			06/18/25 19:27	1
1,3-Dichlorobenzene	ND		0.50	0.10	ug/L			06/18/25 19:27	1
1,2-Dichloroethane	ND		0.50	0.10	ug/L			06/18/25 19:27	1
1,1-Dichloroethene	ND		0.50	0.10	ug/L			06/18/25 19:27	1
cis-1,2-Dichloroethene	ND		0.50	0.10	ug/L			06/18/25 19:27	1
trans-1,2-Dichloroethene	ND		0.50	0.10	ug/L			06/18/25 19:27	1
1,2-Dichloropropane	ND		0.50	0.10	ug/L			06/18/25 19:27	1
Ethyl t-butyl ether	ND		0.50	0.10	ug/L			06/18/25 19:27	1
Ethylbenzene	ND		0.50	0.10	ug/L			06/18/25 19:27	1
di-Isopropyl ether	ND		0.50	0.10	ug/L			06/18/25 19:27	1
Methyl tertiary butyl ether	ND		0.50	0.10	ug/L			06/18/25 19:27	1
Methylene Chloride	ND		0.50	0.20	ug/L			06/18/25 19:27	1
Naphthalene	ND		0.50	0.20	ug/L			06/18/25 19:27	1
Styrene	ND		0.50	0.10	ug/L			06/18/25 19:27	1
Tetrachloroethene	ND		0.50	0.10	ug/L			06/18/25 19:27	1
Toluene	ND		0.50	0.10	ug/L			06/18/25 19:27	1
1,2,4-Trichlorobenzene	ND		0.50	0.20	ug/L			06/18/25 19:27	1
1,1,1-Trichloroethane	ND		0.50	0.10	ug/L			06/18/25 19:27	1
1,1,2-Trichloroethane	ND		0.50	0.10	ug/L			06/18/25 19:27	1
Trichloroethene	ND		0.50	0.10	ug/L			06/18/25 19:27	1
Vinyl chloride	ND		0.50	0.10	ug/L			06/18/25 19:27	1
Xylenes, Total	ND		0.50	0.10	ug/L			06/18/25 19:27	1

Surrogate	*%Recovery*	*Qualifier*	*Limits*	*Prepared*	*Analyzed*	*Dil Fac*
4-Bromofluorobenzene (Surr)	*88*		*80 - 120*		*06/18/25 19:27*	*1*
1,2-Dichlorobenzene-d4 (Surr)	*109*		*80 - 120*		*06/18/25 19:27*	*1*

Client: Groundwater & Environmental Services Inc
Job ID: 410-226913-1
Project/Site: High's Store No 141

Client Sample ID: 1606 RAY-MID2
Lab Sample ID: 410-226913-2
Date Collected: 06/10/25 09:15
Matrix: Water
Date Received: 06/11/25 16:55

Method: EPA-DW 524.2 - Volatile Organic Compounds (GC/MS)

Analyte	Result	Qualifier	RL	MDL	Unit	D	Prepared	Analyzed	Dil Fac
t-Amyl methyl ether	ND		0.50	0.10	ug/L			06/18/25 19:50	1
Benzene	ND		0.50	0.10	ug/L			06/18/25 19:50	1
t-Butyl alcohol	ND		25	2.5	ug/L			06/18/25 19:50	1
Carbon tetrachloride	ND		0.50	0.10	ug/L			06/18/25 19:50	1
Chlorobenzene	ND		0.50	0.10	ug/L			06/18/25 19:50	1
1,2-Dichlorobenzene	ND		0.50	0.20	ug/L			06/18/25 19:50	1
1,3-Dichlorobenzene	ND		0.50	0.10	ug/L			06/18/25 19:50	1
1,2-Dichloroethane	ND		0.50	0.10	ug/L			06/18/25 19:50	1
1,1-Dichloroethene	ND		0.50	0.10	ug/L			06/18/25 19:50	1
cis-1,2-Dichloroethene	ND		0.50	0.10	ug/L			06/18/25 19:50	1
trans-1,2-Dichloroethene	ND		0.50	0.10	ug/L			06/18/25 19:50	1
1,2-Dichloropropane	ND		0.50	0.10	ug/L			06/18/25 19:50	1
Ethyl t-butyl ether	ND		0.50	0.10	ug/L			06/18/25 19:50	1
Ethylbenzene	ND		0.50	0.10	ug/L			06/18/25 19:50	1
di-Isopropyl ether	ND		0.50	0.10	ug/L			06/18/25 19:50	1
Methyl tertiary butyl ether	ND		0.50	0.10	ug/L			06/18/25 19:50	1
Methylene Chloride	ND		0.50	0.20	ug/L			06/18/25 19:50	1
Naphthalene	ND		0.50	0.20	ug/L			06/18/25 19:50	1
Styrene	ND		0.50	0.10	ug/L			06/18/25 19:50	1
Tetrachloroethene	ND		0.50	0.10	ug/L			06/18/25 19:50	1
Toluene	ND		0.50	0.10	ug/L			06/18/25 19:50	1
1,2,4-Trichlorobenzene	ND		0.50	0.20	ug/L			06/18/25 19:50	1
1,1,1-Trichloroethane	ND		0.50	0.10	ug/L			06/18/25 19:50	1
1,1,2-Trichloroethane	ND		0.50	0.10	ug/L			06/18/25 19:50	1
Trichloroethene	ND		0.50	0.10	ug/L			06/18/25 19:50	1
Vinyl chloride	ND		0.50	0.10	ug/L			06/18/25 19:50	1
Xylenes, Total	ND		0.50	0.10	ug/L			06/18/25 19:50	1

Surrogate	*%Recovery*	*Qualifier*	*Limits*	*Prepared*	*Analyzed*	*Dil Fac*
4-Bromofluorobenzene (Surr)	*86*		*80 - 120*		*06/18/25 19:50*	*1*
1,2-Dichlorobenzene-d4 (Surr)	*102*		*80 - 120*		*06/18/25 19:50*	*1*

Client: Groundwater & Environmental Services Inc
Job ID: 410-226913-1
Project/Site: High's Store No 141

Client Sample ID: 1606 RAY-INF
Lab Sample ID: 410-226913-3
Date Collected: 06/10/25 09:20
Matrix: Water
Date Received: 06/11/25 16:55

Method: EPA-DW 524.2 - Volatile Organic Compounds (GC/MS)

Analyte	Result	Qualifier	RL	MDL	Unit	D	Prepared	Analyzed	Dil Fac
t-Amyl methyl ether	ND		0.50	0.10	ug/L			06/18/25 20:13	1
Benzene	ND		0.50	0.10	ug/L			06/18/25 20:13	1
t-Butyl alcohol	ND		25	2.5	ug/L			06/18/25 20:13	1
Carbon tetrachloride	ND		0.50	0.10	ug/L			06/18/25 20:13	1
Chlorobenzene	ND		0.50	0.10	ug/L			06/18/25 20:13	1
1,2-Dichlorobenzene	ND		0.50	0.20	ug/L			06/18/25 20:13	1
1,3-Dichlorobenzene	ND		0.50	0.10	ug/L			06/18/25 20:13	1
1,2-Dichloroethane	ND		0.50	0.10	ug/L			06/18/25 20:13	1
1,1-Dichloroethene	ND		0.50	0.10	ug/L			06/18/25 20:13	1
cis-1,2-Dichloroethene	ND		0.50	0.10	ug/L			06/18/25 20:13	1
trans-1,2-Dichloroethene	ND		0.50	0.10	ug/L			06/18/25 20:13	1
1,2-Dichloropropane	ND		0.50	0.10	ug/L			06/18/25 20:13	1
Ethyl t-butyl ether	ND		0.50	0.10	ug/L			06/18/25 20:13	1
Ethylbenzene	ND		0.50	0.10	ug/L			06/18/25 20:13	1
di-Isopropyl ether	ND		0.50	0.10	ug/L			06/18/25 20:13	1
Methyl tertiary butyl ether	**0.39**	**J**	0.50	0.10	ug/L			06/18/25 20:13	1
Methylene Chloride	ND		0.50	0.20	ug/L			06/18/25 20:13	1
Naphthalene	ND		0.50	0.20	ug/L			06/18/25 20:13	1
Styrene	ND		0.50	0.10	ug/L			06/18/25 20:13	1
Tetrachloroethene	ND		0.50	0.10	ug/L			06/18/25 20:13	1
Toluene	ND		0.50	0.10	ug/L			06/18/25 20:13	1
1,2,4-Trichlorobenzene	ND		0.50	0.20	ug/L			06/18/25 20:13	1
1,1,1-Trichloroethane	ND		0.50	0.10	ug/L			06/18/25 20:13	1
1,1,2-Trichloroethane	ND		0.50	0.10	ug/L			06/18/25 20:13	1
Trichloroethene	ND		0.50	0.10	ug/L			06/18/25 20:13	1
Vinyl chloride	ND		0.50	0.10	ug/L			06/18/25 20:13	1
Xylenes, Total	ND		0.50	0.10	ug/L			06/18/25 20:13	1

Surrogate	*%Recovery*	*Qualifier*	*Limits*	*Prepared*	*Analyzed*	*Dil Fac*
4-Bromofluorobenzene (Surr)	*88*		*80 - 120*		*06/18/25 20:13*	*1*
1,2-Dichlorobenzene-d4 (Surr)	*102*		*80 - 120*		*06/18/25 20:13*	*1*

Surrogate Summary

Client: Groundwater & Environmental Services Inc
Project/Site: High's Store No 141

Job ID: 410-226913-1

Method: 524.2 - Volatile Organic Compounds (GC/MS)

Matrix: Water

Prep Type: Total/NA

		Percent Surrogate Recovery (Acceptance Limits)											
		BFB	DCZ										
Lab Sample ID	Client Sample ID	(80-120)	(80-120)										
410-226913-1	1606 RAY-EFF	88	109										
410-226913-2	1606 RAY-MID2	86	102										
410-226913-3	1606 RAY-INF	88	102										
LCS 410-659405/4	Lab Control Sample	101	106										
MB 410-659405/6	Method Blank	91	105										

Surrogate Legend

BFB = 4-Bromofluorobenzene (Surr)

DCZ = 1,2-Dichlorobenzene-d4 (Surr)

Method: 524.2 - Volatile Organic Compounds (GC/MS)

Lab Sample ID: MB 410-659405/6
Matrix: Water
Analysis Batch: 659405

Client Sample ID: Method Blank
Prep Type: Total/NA

Analyte	MB Result	MB Qualifier	RL	MDL	Unit	D	Prepared	Analyzed	Dil Fac
t-Amyl methyl ether	ND		0.50	0.10	ug/L			06/18/25 12:36	1
Benzene	ND		0.50	0.10	ug/L			06/18/25 12:36	1
t-Butyl alcohol	ND		25	2.5	ug/L			06/18/25 12:36	1
Carbon tetrachloride	ND		0.50	0.10	ug/L			06/18/25 12:36	1
Chlorobenzene	ND		0.50	0.10	ug/L			06/18/25 12:36	1
1,2-Dichlorobenzene	ND		0.50	0.20	ug/L			06/18/25 12:36	1
1,3-Dichlorobenzene	ND		0.50	0.10	ug/L			06/18/25 12:36	1
1,2-Dichloroethane	ND		0.50	0.10	ug/L			06/18/25 12:36	1
1,1-Dichloroethene	ND		0.50	0.10	ug/L			06/18/25 12:36	1
cis-1,2-Dichloroethene	ND		0.50	0.10	ug/L			06/18/25 12:36	1
trans-1,2-Dichloroethene	ND		0.50	0.10	ug/L			06/18/25 12:36	1
1,2-Dichloropropane	ND		0.50	0.10	ug/L			06/18/25 12:36	1
Ethyl t-butyl ether	ND		0.50	0.10	ug/L			06/18/25 12:36	1
Ethylbenzene	ND		0.50	0.10	ug/L			06/18/25 12:36	1
di-Isopropyl ether	ND		0.50	0.10	ug/L			06/18/25 12:36	1
Methyl tertiary butyl ether	ND		0.50	0.10	ug/L			06/18/25 12:36	1
Methylene Chloride	ND		0.50	0.20	ug/L			06/18/25 12:36	1
Naphthalene	ND		0.50	0.20	ug/L			06/18/25 12:36	1
Styrene	ND		0.50	0.10	ug/L			06/18/25 12:36	1
Tetrachloroethene	ND		0.50	0.10	ug/L			06/18/25 12:36	1
Toluene	ND		0.50	0.10	ug/L			06/18/25 12:36	1
1,2,4-Trichlorobenzene	ND		0.50	0.20	ug/L			06/18/25 12:36	1
1,1,1-Trichloroethane	ND		0.50	0.10	ug/L			06/18/25 12:36	1
1,1,2-Trichloroethane	ND		0.50	0.10	ug/L			06/18/25 12:36	1
Trichloroethene	ND		0.50	0.10	ug/L			06/18/25 12:36	1
Vinyl chloride	ND		0.50	0.10	ug/L			06/18/25 12:36	1
Xylenes, Total	ND		0.50	0.10	ug/L			06/18/25 12:36	1

Surrogate	*MB %Recovery*	*MB Qualifier*	*Limits*	*Prepared*	*Analyzed*	*Dil Fac*
4-Bromofluorobenzene (Surr)	*91*		*80 - 120*		*06/18/25 12:36*	*1*
1,2-Dichlorobenzene-d4 (Surr)	*105*		*80 - 120*		*06/18/25 12:36*	*1*

Lab Sample ID: LCS 410-659405/4
Matrix: Water
Analysis Batch: 659405

Client Sample ID: Lab Control Sample
Prep Type: Total/NA

Analyte	Spike Added	LCS Result	LCS Qualifier	Unit	D	%Rec	%Rec Limits
t-Amyl methyl ether	5.00	4.06		ug/L		81	70 - 130
Benzene	5.00	4.69		ug/L		94	70 - 130
t-Butyl alcohol	50.0	42.0		ug/L		84	70 - 130
Carbon tetrachloride	5.00	5.29		ug/L		106	70 - 130
Chlorobenzene	5.00	4.86		ug/L		97	70 - 130
1,2-Dichlorobenzene	5.00	4.88		ug/L		98	70 - 130
1,3-Dichlorobenzene	5.00	4.76		ug/L		95	70 - 130
1,2-Dichloroethane	5.00	5.23		ug/L		105	70 - 130
1,1-Dichloroethene	5.00	5.42		ug/L		108	70 - 130
cis-1,2-Dichloroethene	5.00	4.71		ug/L		94	70 - 130
trans-1,2-Dichloroethene	5.00	5.29		ug/L		106	70 - 130

Method: 524.2 - Volatile Organic Compounds (GC/MS) (Continued)

Lab Sample ID: LCS 410-659405/4
Matrix: Water
Analysis Batch: 659405

Client Sample ID: Lab Control Sample
Prep Type: Total/NA

Analyte			Spike Added	LCS Result	LCS Qualifier	Unit	D	%Rec	%Rec Limits		
1,2-Dichloropropane			5.00	4.91		ug/L		98	70 - 130		
Ethyl t-butyl ether			5.00	4.35		ug/L		87	70 - 130		
Ethylbenzene			5.00	4.73		ug/L		95	70 - 130		
di-Isopropyl ether			5.00	5.08		ug/L		102	70 - 130		
Methyl tertiary butyl ether			5.00	4.85		ug/L		97	70 - 130		
Methylene Chloride			5.00	5.63		ug/L		113	70 - 130		
Naphthalene			5.00	4.07		ug/L		81	70 - 130		
Styrene			5.00	4.85		ug/L		97	70 - 130		
Tetrachloroethene			5.00	4.93		ug/L		99	70 - 130		
Toluene			5.00	4.81		ug/L		96	70 - 130		
1,2,4-Trichlorobenzene			5.00	4.39		ug/L		88	70 - 130		
1,1,1-Trichloroethane			5.00	5.14		ug/L		103	70 - 130		
1,1,2-Trichloroethane			5.00	4.93		ug/L		99	70 - 130		
Trichloroethene			5.00	4.81		ug/L		96	70 - 130		
Vinyl chloride			2.00	2.24		ug/L		112	70 - 130		
Xylenes, Total			15.0	14.2		ug/L		94	70 - 130		

Surrogate	*LCS %Recovery*	*LCS Qualifier*	*Limits*
4-Bromofluorobenzene (Surr)	*101*		*80 - 120*
1,2-Dichlorobenzene-d4 (Surr)	*106*		*80 - 120*

QC Association Summary

Client: Groundwater & Environmental Services Inc
Job ID: 410-226913-1
Project/Site: High's Store No 141

GC/MS VOA

Analysis Batch: 659405

Lab Sample ID	Client Sample ID	Prep Type	Matrix	Method	Prep Batch
410-226913-1	1606 RAY-EFF	Total/NA	Water	524.2	
410-226913-2	1606 RAY-MID2	Total/NA	Water	524.2	
410-226913-3	1606 RAY-INF	Total/NA	Water	524.2	
MB 410-659405/6	Method Blank	Total/NA	Water	524.2	
LCS 410-659405/4	Lab Control Sample	Total/NA	Water	524.2	

Lab Chronicle

Client: Groundwater & Environmental Services Inc
Job ID: 410-226913-1
Project/Site: High's Store No 141

Client Sample ID: 1606 RAY-EFF
Lab Sample ID: 410-226913-1
Date Collected: 06/10/25 09:10
Matrix: Water
Date Received: 06/11/25 16:55

Prep Type	Batch Type	Batch Method	Run	Dilution Factor	Batch Number	Analyst	Lab	Prepared or Analyzed
Total/NA	Analysis	524.2		1	659405	UJML	ELLE	06/18/25 19:27

Client Sample ID: 1606 RAY-MID2
Lab Sample ID: 410-226913-2
Date Collected: 06/10/25 09:15
Matrix: Water
Date Received: 06/11/25 16:55

Prep Type	Batch Type	Batch Method	Run	Dilution Factor	Batch Number	Analyst	Lab	Prepared or Analyzed
Total/NA	Analysis	524.2		1	659405	UJML	ELLE	06/18/25 19:50

Client Sample ID: 1606 RAY-INF
Lab Sample ID: 410-226913-3
Date Collected: 06/10/25 09:20
Matrix: Water
Date Received: 06/11/25 16:55

Prep Type	Batch Type	Batch Method	Run	Dilution Factor	Batch Number	Analyst	Lab	Prepared or Analyzed
Total/NA	Analysis	524.2		1	659405	UJML	ELLE	06/18/25 20:13

Laboratory References:

ELLE = Eurofins Lancaster Laboratories Environment Testing, LLC, 2425 New Holland Pike, Lancaster, PA 17601, TEL (717)656-2300

Accreditation/Certification Summary

Client: Groundwater & Environmental Services Inc
Job ID: 410-226913-1
Project/Site: High's Store No 141

Laboratory: Eurofins Lancaster Laboratories Environment Testing, LLC

Unless otherwise noted, all analytes for this laboratory were covered under each accreditation/certification below.

Authority	Program	Identification Number	Expiration Date
Maryland	State	100	06-30-25

The following analytes are included in this report, but the laboratory is not certified by the governing authority. This list may include analytes for which the agency does not offer certification.

Analysis Method	Prep Method	Matrix	Analyte
524.2		Water	1,3-Dichlorobenzene
524.2		Water	di-Isopropyl ether
524.2		Water	Ethyl t-butyl ether
524.2		Water	Methyl tertiary butyl ether
524.2		Water	Naphthalene
524.2		Water	t-Amyl methyl ether
524.2		Water	t-Butyl alcohol

Method Summary

Client: Groundwater & Environmental Services Inc
Job ID: 410-226913-1
Project/Site: High's Store No 141

Method	Method Description	Protocol	Laboratory
524.2	Volatile Organic Compounds (GC/MS)	EPA-DW	ELLE

Protocol References:

EPA-DW = "Methods For The Determination Of Organic Compounds In Drinking Water", EPA/600/4-88/039, December 1988 And Its Supplements.

Laboratory References:

ELLE = Eurofins Lancaster Laboratories Environment Testing, LLC, 2425 New Holland Pike, Lancaster, PA 17601, TEL (717)656-2300

Sample Summary

Client: Groundwater & Environmental Services Inc
Job ID: 410-226913-1
Project/Site: High's Store No 141

Lab Sample ID	Client Sample ID	Matrix	Collected	Received
410-226913-1	1606 RAY-EFF	Water	06/10/25 09:10	06/11/25 16:55
410-226913-2	1606 RAY-MID2	Water	06/10/25 09:15	06/11/25 16:55
410-226913-3	1606 RAY-INF	Water	06/10/25 09:20	06/11/25 16:55

410-226913 Chain of Custody

Environmental Analysis Request/Chain of Custody

Acct. # _____ Group # _____ Sample # _____

| Client: Groundwater & Env. Services, Inc. | | |

Login Sample Receipt Checklist

Client: Groundwater & Environmental Services Inc

Job Number: 410-226913-1

Login Number: 226913

List Source: Eurofins Lancaster Laboratories Environment Testing, LLC

List Number: 1

Creator: Santiago, Nathaniel

Question	Answer	Comment
The cooler's custody seal is intact.	True	
The cooler or samples do not appear to have been compromised or tampered with.	True	
Samples were received on ice.	True	
Cooler Temperature acceptable,where thermal pres is required(</=6C, not frozen).	True	
Cooler Temperature is recorded.	True	
WV:Container Temp acceptable,where thermal pres is required (</=6C, not frozen).	N/A	
WV: Container Temperature is recorded.	N/A	
COC is present.	True	
COC is filled out in ink and legible.	True	
COC is filled out with all pertinent information.	True	
There are no discrepancies between the containers received and the COC.	True	
Sample containers have legible labels.	True	
Containers are not broken or leaking.	True	
Sample collection date/times are provided.	True	
Appropriate sample containers are used.	True	
Sample bottles are completely filled.	True	
There is sufficient vol. for all requested analyses.	True	
Is the Field Sampler's name present on COC?	True	
Sample custody seals are intact.	N/A	
VOA sample vials do not have headspace >6mm in diameter (none, if from WV)?	True	

eurofins | Environment Testing

ANALYTICAL REPORT

PREPARED FOR

Attn: Peter Reichardt
Groundwater & Environmental Services Inc
1350 Blair Drive
Suite H-2
Odenton, Maryland 21113

Generated 6/23/2025 8:18:51 AM

JOB DESCRIPTION

High's Store No 141

JOB NUMBER

410-226930-1

Eurofins Lancaster Laboratories Environment Testing, LLC
2425 New Holland Pike
Lancaster PA 17601

See page two for job notes and contact information.

my EOL

Job Notes

This report may not be reproduced except in full, and with written approval from the laboratory. The results relate only to the samples tested. For questions please contact the Project Manager at the e-mail address or telephone number listed on this page.

Analytical test results meet all requirements of the associated regulatory program (i.e., NELAC (TNI), DoD, and ISO 17025) unless otherwise noted under the individual analysis.

Authorization



Generated
6/23/2025 8:18:51 AM

Authorized for release by
Amek Carter, Project Manager
Loran.Carter@et.eurofinsus.com
(717)556-7252

Compliance Statement

Analytical test results meet all requirements of the associated regulatory program (e.g., NELAC (TNI), DoD, and ISO 17025) unless otherwise noted under the individual analysis. Data qualifiers are applied to note exceptions. Noncompliant quality control (QC) is further explained in narrative comments.
· QC results that exceed the upper limits and are associated with non-detect samples are qualified but further narration is not required since the bias is high and does not change a non-detect result. Further narration is also not required with QC blank detection when the associated sample concentration is non-detect or more than ten times the level in the blank.
· Matrix QC may not be reported if insufficient sample or site-specific QC samples were not submitted. In these situations, to demonstrate precision and accuracy at a batch level, a LCS/LCSD is performed, unless otherwise specified in the method.
· Surrogate and/or isotope dilution analyte recoveries (if applicable) which are outside of the QC window are confirmed unless attributed to a dilution or otherwise noted in the narrative.
Regulated compliance samples (e.g. SDWA, NPDES) must comply with the associated agency requirements/permits.

Measurement uncertainty values, as applicable, are available upon request.

Test results relate only to the sample tested. Clients should be aware that a critical step in a chemical or microbiological analysis is the collection of the sample. Unless the sample analyzed is truly representative of the bulk of material involved, the test results will be meaningless. If you have questions regarding the proper techniques of collecting samples, please contact us. We cannot be held responsible for sample integrity, however, unless sampling has been performed by a member of our staff. Times are local to the area of activity. Parameters listed in the 40 CFR Part 136 Table II as "analyze immediately" and tested in the laboratory are not performed within 15 minutes of collection.

This report shall not be reproduced except in full, without the written approval of the laboratory.

WARRANTY AND LIMITS OF LIABILITY - In accepting analytical work, we warrant the accuracy of test results for the sample as submitted. The foregoing express warranty is exclusive and is given in lieu of all other warranties, expressed or implied, except as otherwise agreed. We disclaim any other warranties, expressed or implied, including a warranty of fitness for particular purpose and warranty of merchantability. In no event shall Eurofins Lancaster Laboratories Environmental, LLC be liable for indirect, special, consequential, or incidental damages including, but not limited to, damages for loss of profit or goodwill regardless of (A) the negligence (either sole or concurrent) of Eurofins Lancaster Laboratories Environmental and (B) whether Eurofins Lancaster Laboratories Environmental has been informed of the possibility of such damages. We accept no legal responsibility for the purposes for which the client uses the test results. Except as otherwise agreed, no purchase order or other order for work shall be accepted by Eurofins Lancaster Laboratories Environmental which includes any conditions that vary from the Standard Terms and Conditions, and Eurofins Lancaster Laboratories Environmental hereby objects to any conflicting terms contained in any acceptance or order submitted by client.



Table of Contents

Cover Page 1
Table of Contents 4
Definitions/Glossary 5
Case Narrative 6
Detection Summary 7
Client Sample Results 8
Surrogate Summary 20
QC Sample Results 22
QC Association Summary 29
Lab Chronicle 31
Certification Summary 33
Method Summary 35
Sample Summary 36
Chain of Custody 37
Receipt Checklists 38

Qualifiers

GC/MS VOA

Qualifier	Qualifier Description
cn	Refer to Case Narrative for further detail
J	Result is less than the RL but greater than or equal to the MDL and the concentration is an approximate value.

GC VOA

Qualifier	Qualifier Description
J	Result is less than the RL but greater than or equal to the MDL and the concentration is an approximate value.

GC Semi VOA

Qualifier	Qualifier Description
J	Result is less than the RL but greater than or equal to the MDL and the concentration is an approximate value.

Glossary

Abbreviation	These commonly used abbreviations may or may not be present in this report.
☼	Listed under the "D" column to designate that the result is reported on a dry weight basis
%R	Percent Recovery
CFL	Contains Free Liquid
CFU	Colony Forming Unit
CNF	Contains No Free Liquid
DER	Duplicate Error Ratio (normalized absolute difference)
Dil Fac	Dilution Factor
DL	Detection Limit (DoD/DOE)
DL, RA, RE, IN	Indicates a Dilution, Re-analysis, Re-extraction, or additional Initial metals/anion analysis of the sample
DLC	Decision Level Concentration (Radiochemistry)
EDL	Estimated Detection Limit (Dioxin)
LOD	Limit of Detection (DoD/DOE)
LOQ	Limit of Quantitation (DoD/DOE)
MCL	EPA recommended "Maximum Contaminant Level"
MDA	Minimum Detectable Activity (Radiochemistry)
MDC	Minimum Detectable Concentration (Radiochemistry)
MDL	Method Detection Limit
ML	Minimum Level (Dioxin)
MPN	Most Probable Number
MQL	Method Quantitation Limit
NC	Not Calculated
ND	Not Detected at the reporting limit (or MDL or EDL if shown)
NEG	Negative / Absent
POS	Positive / Present
PQL	Practical Quantitation Limit
PRES	Presumptive
QC	Quality Control
RER	Relative Error Ratio (Radiochemistry)
RL	Reporting Limit or Requested Limit (Radiochemistry)
RPD	Relative Percent Difference, a measure of the relative difference between two points
TEF	Toxicity Equivalent Factor (Dioxin)
TEQ	Toxicity Equivalent Quotient (Dioxin)
TNTC	Too Numerous To Count

Job ID: 410-226930-1 Eurofins Lancaster Laboratories Environment

Job Narrative
410-226930-1

Analytical test results meet all requirements of the associated regulatory program listed on the Accreditation/Certification Summary Page unless otherwise noted under the individual analysis. Data qualifiers and/or narrative comments are included to explain any exceptions, if applicable.

- Matrix QC may not be reported if insufficient sample is provided or site-specific QC samples were not submitted. In these situations, to demonstrate precision and accuracy at a batch level, a LCS/LCSD may be performed, unless otherwise specified in the method.
- Surrogate and/or isotope dilution analyte recoveries (if applicable) which are outside of the QC window are confirmed unless attributed to a dilution or otherwise noted in the narrative.

Regulated compliance samples (e.g. SDWA, NPDES) must comply with the associated agency requirements/permits.

Receipt
The samples were received on 6/11/2025 4:55 PM. Unless otherwise noted below, the samples arrived in good condition, and, where required, properly preserved and on ice. The temperature of the cooler at receipt time was 2.3°C.

Receipt Exceptions
A trip blank was not submitted for analysis with this sample shipment; and was not listed on the Chain of Custody (COC).

GC/MS VOA
Method 8260C_LL: The preservative used in the sample containers provided is not compatible with one of the Method 8260 analytes requested. The following samples were received preserved with hydrochloric acid: MW-6 (410-226930-1), MW-2 (410-226930-2), MW-1 (410-226930-3), MW-17B (410-226930-4), MW-14B (410-226930-5) and MW-10A (410-226930-6). The requested target analyte list includes Acrylonitrile , an acid-labile compound that degrades in an acidic medium.

No additional analytical or quality issues were noted, other than those described above or in the Definitions/ Glossary page.

Gasoline Range Organics
No additional analytical or quality issues were noted, other than those described above or in the Definitions/ Glossary page.

Diesel Range Organics
No additional analytical or quality issues were noted, other than those described above or in the Definitions/ Glossary page.

Detection Summary

Client: Groundwater & Environmental Services Inc
Job ID: 410-226930-1
Project/Site: High's Store No 141

Client Sample ID: MW-6 — Lab Sample ID: 410-226930-1

Analyte	Result	Qualifier	RL	MDL	Unit	Dil Fac	D	Method	Prep Type
cis-1,2-Dichloroethene	0.13	J	0.50	0.080	ug/L	1		8260C LL	Total/NA
Methyl tertiary butyl ether	0.20	J	0.50	0.080	ug/L	1		8260C LL	Total/NA

Client Sample ID: MW-2 — Lab Sample ID: 410-226930-2

No Detections.

Client Sample ID: MW-1 — Lab Sample ID: 410-226930-3

No Detections.

Client Sample ID: MW-17B — Lab Sample ID: 410-226930-4

Analyte	Result	Qualifier	RL	MDL	Unit	Dil Fac	D	Method	Prep Type
1,2-Dichloroethane	0.22	J	0.50	0.070	ug/L	1		8260C LL	Total/NA
Methyl tertiary butyl ether	2.4		0.50	0.080	ug/L	1		8260C LL	Total/NA
Benzene	1.5		0.50	0.10	ug/L	1		8260C LL	Total/NA
Isopropylbenzene	0.088	J	0.50	0.080	ug/L	1		8260C LL	Total/NA
di-Isopropyl ether	0.11	J	0.50	0.10	ug/L	1		8260C LL	Total/NA
DRO (C10-C28)	87	J	110	57	ug/L	1		8015D	Total/NA

Client Sample ID: MW-14B — Lab Sample ID: 410-226930-5

Analyte	Result	Qualifier	RL	MDL	Unit	Dil Fac	D	Method	Prep Type
1,2-Dichloroethane	0.59		0.50	0.070	ug/L	1		8260C LL	Total/NA
Methyl tertiary butyl ether	12		0.50	0.080	ug/L	1		8260C LL	Total/NA
Benzene	0.91		0.50	0.10	ug/L	1		8260C LL	Total/NA
di-Isopropyl ether	0.38	J	0.50	0.10	ug/L	1		8260C LL	Total/NA
sec-Butylbenzene	0.38	J	0.50	0.10	ug/L	1		8260C LL	Total/NA
t-Butyl alcohol	21		10	3.0	ug/L	1		8260C LL	Total/NA
GRO (1C)	0.025	J	0.050	0.023	mg/L	1		8015D	Total/NA

Client Sample ID: MW-10A — Lab Sample ID: 410-226930-6

Analyte	Result	Qualifier	RL	MDL	Unit	Dil Fac	D	Method	Prep Type
1,2-Dichloroethane	0.15	J	0.50	0.070	ug/L	1		8260C LL	Total/NA
1,2,4-Trimethylbenzene	0.24	J	0.50	0.080	ug/L	1		8260C LL	Total/NA
Xylenes, Total	2.5		1.0	0.070	ug/L	1		8260C LL	Total/NA
Methyl tertiary butyl ether	6.0		0.50	0.080	ug/L	1		8260C LL	Total/NA
Benzene	1.4		0.50	0.10	ug/L	1		8260C LL	Total/NA
Isopropylbenzene	2.2		0.50	0.080	ug/L	1		8260C LL	Total/NA
di-Isopropyl ether	0.11	J	0.50	0.10	ug/L	1		8260C LL	Total/NA
Naphthalene	2.8		0.50	0.10	ug/L	1		8260C LL	Total/NA
n-Butylbenzene	0.46	J	0.50	0.080	ug/L	1		8260C LL	Total/NA
sec-Butylbenzene	4.4		0.50	0.10	ug/L	1		8260C LL	Total/NA
t-Butyl alcohol	27		10	3.0	ug/L	1		8260C LL	Total/NA
GRO (1C)	0.21		0.050	0.023	mg/L	1		8015D	Total/NA
DRO (C10-C28)	200		110	56	ug/L	1		8015D	Total/NA

This Detection Summary does not include radiochemical test results.

Client: Groundwater & Environmental Services Inc
Job ID: 410-226930-1
Project/Site: High's Store No 141

Client Sample ID: MW-6
Lab Sample ID: 410-226930-1
Date Collected: 06/09/25 13:30
Matrix: Water
Date Received: 06/11/25 16:55

Method: SW846 8260C LL - Volatile Organic Compounds by GC/MS

Analyte	Result	Qualifier	RL	MDL	Unit	D	Prepared	Analyzed	Dil Fac
1,1,1,2-Tetrachloroethane	ND		0.50	0.070	ug/L			06/19/25 15:33	1
cis-1,3-Dichloropropene	ND		0.50	0.10	ug/L			06/19/25 15:33	1
trans-1,3-Dichloropropene	ND		0.50	0.080	ug/L			06/19/25 15:33	1
Ethylbenzene	ND		0.50	0.080	ug/L			06/19/25 15:33	1
Styrene	ND		0.50	0.070	ug/L			06/19/25 15:33	1
1,4-Dichlorobenzene	ND		0.50	0.070	ug/L			06/19/25 15:33	1
1,2-Dibromoethane	ND		0.50	0.080	ug/L			06/19/25 15:33	1
1,1-Dichloropropene	ND		0.50	0.10	ug/L			06/19/25 15:33	1
1,2-Dichloroethane	ND		0.50	0.070	ug/L			06/19/25 15:33	1
1,2,3-Trichlorobenzene	ND		0.50	0.15	ug/L			06/19/25 15:33	1
1,2,3-Trichloropropane	ND		1.0	0.10	ug/L			06/19/25 15:33	1
Toluene	ND		0.50	0.080	ug/L			06/19/25 15:33	1
Chlorobenzene	ND		0.50	0.070	ug/L			06/19/25 15:33	1
1,2,4-Trimethylbenzene	ND		0.50	0.080	ug/L			06/19/25 15:33	1
1,2,4-Trichlorobenzene	ND		0.50	0.070	ug/L			06/19/25 15:33	1
Dibromochloromethane	ND		0.50	0.080	ug/L			06/19/25 15:33	1
Xylenes, Total	ND		1.0	0.070	ug/L			06/19/25 15:33	1
Tetrachloroethene	ND		0.50	0.20	ug/L			06/19/25 15:33	1
cis-1,2-Dichloroethene	**0.13**	**J**	0.50	0.080	ug/L			06/19/25 15:33	1
trans-1,2-Dichloroethene	ND		0.50	0.10	ug/L			06/19/25 15:33	1
Methyl tertiary butyl ether	**0.20**	**J**	0.50	0.080	ug/L			06/19/25 15:33	1
1,3,5-Trimethylbenzene	ND		0.50	0.080	ug/L			06/19/25 15:33	1
1,3-Dichlorobenzene	ND		0.50	0.070	ug/L			06/19/25 15:33	1
1,3-Dichloropropane	ND		0.50	0.080	ug/L			06/19/25 15:33	1
Chloroform	ND		0.50	0.090	ug/L			06/19/25 15:33	1
Benzene	ND		0.50	0.10	ug/L			06/19/25 15:33	1
1,1,1-Trichloroethane	ND		0.50	0.080	ug/L			06/19/25 15:33	1
Bromomethane	ND		0.50	0.10	ug/L			06/19/25 15:33	1
Chloromethane	ND		0.50	0.10	ug/L			06/19/25 15:33	1
Chloroethane	ND		0.50	0.10	ug/L			06/19/25 15:33	1
2,2-Dichloropropane	ND		0.50	0.10	ug/L			06/19/25 15:33	1
Vinyl chloride	ND		0.50	0.10	ug/L			06/19/25 15:33	1
Methylene Chloride	ND		0.50	0.20	ug/L			06/19/25 15:33	1
Carbon disulfide	ND		1.0	0.10	ug/L			06/19/25 15:33	1
Bromoform	ND		1.0	0.30	ug/L			06/19/25 15:33	1
Bromodichloromethane	ND		0.50	0.080	ug/L			06/19/25 15:33	1
1,1-Dichloroethane	ND		0.50	0.10	ug/L			06/19/25 15:33	1
2-Chlorotoluene	ND		0.50	0.080	ug/L			06/19/25 15:33	1
1,1-Dichloroethene	ND		0.50	0.10	ug/L			06/19/25 15:33	1
Trichlorofluoromethane	ND		0.50	0.10	ug/L			06/19/25 15:33	1
4-Chlorotoluene	ND		0.50	0.080	ug/L			06/19/25 15:33	1
Dichlorodifluoromethane	ND		0.50	0.10	ug/L			06/19/25 15:33	1
1,2-Dichloropropane	ND		0.50	0.10	ug/L			06/19/25 15:33	1
1,1,2-Trichloroethane	ND		0.50	0.080	ug/L			06/19/25 15:33	1
Acrylonitrile	ND	cn	5.0	0.40	ug/L			06/19/25 15:33	1
Trichloroethene	ND		0.50	0.080	ug/L			06/19/25 15:33	1
1,1,2,2-Tetrachloroethane	ND		0.50	0.10	ug/L			06/19/25 15:33	1
1,2-Dichlorobenzene	ND		0.50	0.070	ug/L			06/19/25 15:33	1
1,2-Dibromo-3-Chloropropane	ND		0.50	0.10	ug/L			06/19/25 15:33	1

Client: Groundwater & Environmental Services Inc
Job ID: 410-226930-1
Project/Site: High's Store No 141

Client Sample ID: MW-6
Lab Sample ID: 410-226930-1
Date Collected: 06/09/25 13:30
Matrix: Water
Date Received: 06/11/25 16:55

Method: SW846 8260C LL - Volatile Organic Compounds by GC/MS (Continued)

Analyte	Result	Qualifier	RL	MDL	Unit	D	Prepared	Analyzed	Dil Fac
Bromobenzene	ND		0.50	0.080	ug/L			06/19/25 15:33	1
Bromochloromethane	ND		0.50	0.080	ug/L			06/19/25 15:33	1
Isopropylbenzene	ND		0.50	0.080	ug/L			06/19/25 15:33	1
Dibromomethane	ND		0.50	0.080	ug/L			06/19/25 15:33	1
di-Isopropyl ether	ND		0.50	0.10	ug/L			06/19/25 15:33	1
Ethyl t-butyl ether	ND		0.50	0.080	ug/L			06/19/25 15:33	1
Hexachlorobutadiene	ND		0.50	0.080	ug/L			06/19/25 15:33	1
Naphthalene	ND		0.50	0.10	ug/L			06/19/25 15:33	1
n-Butylbenzene	ND		0.50	0.080	ug/L			06/19/25 15:33	1
N-Propylbenzene	ND		0.50	0.10	ug/L			06/19/25 15:33	1
p-Isopropyltoluene	ND		0.50	0.080	ug/L			06/19/25 15:33	1
sec-Butylbenzene	ND		0.50	0.10	ug/L			06/19/25 15:33	1
t-Amyl methyl ether	ND		0.50	0.20	ug/L			06/19/25 15:33	1
t-Butyl alcohol	ND		10	3.0	ug/L			06/19/25 15:33	1
tert-Butylbenzene	ND		0.50	0.080	ug/L			06/19/25 15:33	1
trans-1,4-Dichloro-2-butene	ND		5.0	2.0	ug/L			06/19/25 15:33	1

Surrogate	*%Recovery*	*Qualifier*	*Limits*	*Prepared*	*Analyzed*	*Dil Fac*
1,2-Dichloroethane-d4 (Surr)	*101*		*80 - 120*		*06/19/25 15:33*	*1*
Dibromofluoromethane (Surr)	*106*		*80 - 120*		*06/19/25 15:33*	*1*
4-Bromofluorobenzene (Surr)	*93*		*80 - 120*		*06/19/25 15:33*	*1*
Toluene-d8 (Surr)	*98*		*80 - 120*		*06/19/25 15:33*	*1*

Method: SW846 8015D - Gasoline Range Organics (GRO) (GC)

Analyte	Result	Qualifier	RL	MDL	Unit	D	Prepared	Analyzed	Dil Fac
GRO (1C)	ND		0.050	0.023	mg/L			06/18/25 20:01	1

Surrogate	*%Recovery*	*Qualifier*	*Limits*	*Prepared*	*Analyzed*	*Dil Fac*
a,a,a-Trifluorotoluene (fid) (1C)	*96*		*63 - 135*		*06/18/25 20:01*	*1*

Method: SW846 8015D - Diesel Range Organics (DRO) (GC)

Analyte	Result	Qualifier	RL	MDL	Unit	D	Prepared	Analyzed	Dil Fac
DRO (C10-C28)	ND		110	57	ug/L		06/18/25 06:09	06/18/25 18:12	1

Surrogate	*%Recovery*	*Qualifier*	*Limits*	*Prepared*	*Analyzed*	*Dil Fac*
o- terphenyl (Surr)	*92*		*37 - 153*	*06/18/25 06:09*	*06/18/25 18:12*	*1*

Client: Groundwater & Environmental Services Inc
Job ID: 410-226930-1
Project/Site: High's Store No 141

Client Sample ID: MW-2
Lab Sample ID: 410-226930-2
Date Collected: 06/10/25 10:35
Matrix: Water
Date Received: 06/11/25 16:55

Method: SW846 8260C LL - Volatile Organic Compounds by GC/MS

Analyte	Result	Qualifier	RL	MDL	Unit	D	Prepared	Analyzed	Dil Fac
1,1,1,2-Tetrachloroethane	ND		0.50	0.070	ug/L			06/19/25 15:56	1
cis-1,3-Dichloropropene	ND		0.50	0.10	ug/L			06/19/25 15:56	1
trans-1,3-Dichloropropene	ND		0.50	0.080	ug/L			06/19/25 15:56	1
Ethylbenzene	ND		0.50	0.080	ug/L			06/19/25 15:56	1
Styrene	ND		0.50	0.070	ug/L			06/19/25 15:56	1
1,4-Dichlorobenzene	ND		0.50	0.070	ug/L			06/19/25 15:56	1
1,2-Dibromoethane	ND		0.50	0.080	ug/L			06/19/25 15:56	1
1,1-Dichloropropene	ND		0.50	0.10	ug/L			06/19/25 15:56	1
1,2-Dichloroethane	ND		0.50	0.070	ug/L			06/19/25 15:56	1
1,2,3-Trichlorobenzene	ND		0.50	0.15	ug/L			06/19/25 15:56	1
1,2,3-Trichloropropane	ND		1.0	0.10	ug/L			06/19/25 15:56	1
Toluene	ND		0.50	0.080	ug/L			06/19/25 15:56	1
Chlorobenzene	ND		0.50	0.070	ug/L			06/19/25 15:56	1
1,2,4-Trimethylbenzene	ND		0.50	0.080	ug/L			06/19/25 15:56	1
1,2,4-Trichlorobenzene	ND		0.50	0.070	ug/L			06/19/25 15:56	1
Dibromochloromethane	ND		0.50	0.080	ug/L			06/19/25 15:56	1
Xylenes, Total	ND		1.0	0.070	ug/L			06/19/25 15:56	1
Tetrachloroethene	ND		0.50	0.20	ug/L			06/19/25 15:56	1
cis-1,2-Dichloroethene	ND		0.50	0.080	ug/L			06/19/25 15:56	1
trans-1,2-Dichloroethene	ND		0.50	0.10	ug/L			06/19/25 15:56	1
Methyl tertiary butyl ether	ND		0.50	0.080	ug/L			06/19/25 15:56	1
1,3,5-Trimethylbenzene	ND		0.50	0.080	ug/L			06/19/25 15:56	1
1,3-Dichlorobenzene	ND		0.50	0.070	ug/L			06/19/25 15:56	1
1,3-Dichloropropane	ND		0.50	0.080	ug/L			06/19/25 15:56	1
Chloroform	ND		0.50	0.090	ug/L			06/19/25 15:56	1
Benzene	ND		0.50	0.10	ug/L			06/19/25 15:56	1
1,1,1-Trichloroethane	ND		0.50	0.080	ug/L			06/19/25 15:56	1
Bromomethane	ND		0.50	0.10	ug/L			06/19/25 15:56	1
Chloromethane	ND		0.50	0.10	ug/L			06/19/25 15:56	1
Chloroethane	ND		0.50	0.10	ug/L			06/19/25 15:56	1
2,2-Dichloropropane	ND		0.50	0.10	ug/L			06/19/25 15:56	1
Vinyl chloride	ND		0.50	0.10	ug/L			06/19/25 15:56	1
Methylene Chloride	ND		0.50	0.20	ug/L			06/19/25 15:56	1
Carbon disulfide	ND		1.0	0.10	ug/L			06/19/25 15:56	1
Bromoform	ND		1.0	0.30	ug/L			06/19/25 15:56	1
Bromodichloromethane	ND		0.50	0.080	ug/L			06/19/25 15:56	1
1,1-Dichloroethane	ND		0.50	0.10	ug/L			06/19/25 15:56	1
2-Chlorotoluene	ND		0.50	0.080	ug/L			06/19/25 15:56	1
1,1-Dichloroethene	ND		0.50	0.10	ug/L			06/19/25 15:56	1
Trichlorofluoromethane	ND		0.50	0.10	ug/L			06/19/25 15:56	1
4-Chlorotoluene	ND		0.50	0.080	ug/L			06/19/25 15:56	1
Dichlorodifluoromethane	ND		0.50	0.10	ug/L			06/19/25 15:56	1
1,2-Dichloropropane	ND		0.50	0.10	ug/L			06/19/25 15:56	1
1,1,2-Trichloroethane	ND		0.50	0.080	ug/L			06/19/25 15:56	1
Acrylonitrile	ND	cn	5.0	0.40	ug/L			06/19/25 15:56	1
Trichloroethene	ND		0.50	0.080	ug/L			06/19/25 15:56	1
1,1,2,2-Tetrachloroethane	ND		0.50	0.10	ug/L			06/19/25 15:56	1
1,2-Dichlorobenzene	ND		0.50	0.070	ug/L			06/19/25 15:56	1
1,2-Dibromo-3-Chloropropane	ND		0.50	0.10	ug/L			06/19/25 15:56	1

Client Sample ID: MW-2
Lab Sample ID: 410-226930-2
Date Collected: 06/10/25 10:35
Matrix: Water
Date Received: 06/11/25 16:55

Method: SW846 8260C LL - Volatile Organic Compounds by GC/MS (Continued)

Analyte	Result	Qualifier	RL	MDL	Unit	D	Prepared	Analyzed	Dil Fac
Bromobenzene	ND		0.50	0.080	ug/L			06/19/25 15:56	1
Bromochloromethane	ND		0.50	0.080	ug/L			06/19/25 15:56	1
Isopropylbenzene	ND		0.50	0.080	ug/L			06/19/25 15:56	1
Dibromomethane	ND		0.50	0.080	ug/L			06/19/25 15:56	1
di-Isopropyl ether	ND		0.50	0.10	ug/L			06/19/25 15:56	1
Ethyl t-butyl ether	ND		0.50	0.080	ug/L			06/19/25 15:56	1
Hexachlorobutadiene	ND		0.50	0.080	ug/L			06/19/25 15:56	1
Naphthalene	ND		0.50	0.10	ug/L			06/19/25 15:56	1
n-Butylbenzene	ND		0.50	0.080	ug/L			06/19/25 15:56	1
N-Propylbenzene	ND		0.50	0.10	ug/L			06/19/25 15:56	1
p-Isopropyltoluene	ND		0.50	0.080	ug/L			06/19/25 15:56	1
sec-Butylbenzene	ND		0.50	0.10	ug/L			06/19/25 15:56	1
t-Amyl methyl ether	ND		0.50	0.20	ug/L			06/19/25 15:56	1
t-Butyl alcohol	ND		10	3.0	ug/L			06/19/25 15:56	1
tert-Butylbenzene	ND		0.50	0.080	ug/L			06/19/25 15:56	1
trans-1,4-Dichloro-2-butene	ND		5.0	2.0	ug/L			06/19/25 15:56	1

Surrogate	*%Recovery*	*Qualifier*	*Limits*	*Prepared*	*Analyzed*	*Dil Fac*
1,2-Dichloroethane-d4 (Surr)	*103*		*80 - 120*		*06/19/25 15:56*	*1*
Dibromofluoromethane (Surr)	*106*		*80 - 120*		*06/19/25 15:56*	*1*
4-Bromofluorobenzene (Surr)	*92*		*80 - 120*		*06/19/25 15:56*	*1*
Toluene-d8 (Surr)	*96*		*80 - 120*		*06/19/25 15:56*	*1*

Method: SW846 8015D - Gasoline Range Organics (GRO) (GC)

Analyte	Result	Qualifier	RL	MDL	Unit	D	Prepared	Analyzed	Dil Fac
GRO (1C)	ND		0.050	0.023	mg/L			06/19/25 18:37	1

Surrogate	*%Recovery*	*Qualifier*	*Limits*	*Prepared*	*Analyzed*	*Dil Fac*
a,a,a-Trifluorotoluene (fid) (1C)	*95*		*63 - 135*		*06/19/25 18:37*	*1*

Method: SW846 8015D - Diesel Range Organics (DRO) (GC)

Analyte	Result	Qualifier	RL	MDL	Unit	D	Prepared	Analyzed	Dil Fac
DRO (C10-C28)	ND		110	57	ug/L		06/18/25 06:09	06/18/25 18:36	1

Surrogate	*%Recovery*	*Qualifier*	*Limits*	*Prepared*	*Analyzed*	*Dil Fac*
o- terphenyl (Surr)	*95*		*37 - 153*	*06/18/25 06:09*	*06/18/25 18:36*	*1*

Client: Groundwater & Environmental Services Inc
Job ID: 410-226930-1
Project/Site: High's Store No 141

Client Sample ID: MW-1
Lab Sample ID: 410-226930-3
Date Collected: 06/10/25 11:35
Matrix: Water
Date Received: 06/11/25 16:55

Method: SW846 8260C LL - Volatile Organic Compounds by GC/MS

Analyte	Result	Qualifier	RL	MDL	Unit	D	Prepared	Analyzed	Dil Fac
1,1,1,2-Tetrachloroethane	ND		0.50	0.070	ug/L			06/19/25 16:18	1
cis-1,3-Dichloropropene	ND		0.50	0.10	ug/L			06/19/25 16:18	1
trans-1,3-Dichloropropene	ND		0.50	0.080	ug/L			06/19/25 16:18	1
Ethylbenzene	ND		0.50	0.080	ug/L			06/19/25 16:18	1
Styrene	ND		0.50	0.070	ug/L			06/19/25 16:18	1
1,4-Dichlorobenzene	ND		0.50	0.070	ug/L			06/19/25 16:18	1
1,2-Dibromoethane	ND		0.50	0.080	ug/L			06/19/25 16:18	1
1,1-Dichloropropene	ND		0.50	0.10	ug/L			06/19/25 16:18	1
1,2-Dichloroethane	ND		0.50	0.070	ug/L			06/19/25 16:18	1
1,2,3-Trichlorobenzene	ND		0.50	0.15	ug/L			06/19/25 16:18	1
1,2,3-Trichloropropane	ND		1.0	0.10	ug/L			06/19/25 16:18	1
Toluene	ND		0.50	0.080	ug/L			06/19/25 16:18	1
Chlorobenzene	ND		0.50	0.070	ug/L			06/19/25 16:18	1
1,2,4-Trimethylbenzene	ND		0.50	0.080	ug/L			06/19/25 16:18	1
1,2,4-Trichlorobenzene	ND		0.50	0.070	ug/L			06/19/25 16:18	1
Dibromochloromethane	ND		0.50	0.080	ug/L			06/19/25 16:18	1
Xylenes, Total	ND		1.0	0.070	ug/L			06/19/25 16:18	1
Tetrachloroethene	ND		0.50	0.20	ug/L			06/19/25 16:18	1
cis-1,2-Dichloroethene	ND		0.50	0.080	ug/L			06/19/25 16:18	1
trans-1,2-Dichloroethene	ND		0.50	0.10	ug/L			06/19/25 16:18	1
Methyl tertiary butyl ether	ND		0.50	0.080	ug/L			06/19/25 16:18	1
1,3,5-Trimethylbenzene	ND		0.50	0.080	ug/L			06/19/25 16:18	1
1,3-Dichlorobenzene	ND		0.50	0.070	ug/L			06/19/25 16:18	1
1,3-Dichloropropane	ND		0.50	0.080	ug/L			06/19/25 16:18	1
Chloroform	ND		0.50	0.090	ug/L			06/19/25 16:18	1
Benzene	ND		0.50	0.10	ug/L			06/19/25 16:18	1
1,1,1-Trichloroethane	ND		0.50	0.080	ug/L			06/19/25 16:18	1
Bromomethane	ND		0.50	0.10	ug/L			06/19/25 16:18	1
Chloromethane	ND		0.50	0.10	ug/L			06/19/25 16:18	1
Chloroethane	ND		0.50	0.10	ug/L			06/19/25 16:18	1
2,2-Dichloropropane	ND		0.50	0.10	ug/L			06/19/25 16:18	1
Vinyl chloride	ND		0.50	0.10	ug/L			06/19/25 16:18	1
Methylene Chloride	ND		0.50	0.20	ug/L			06/19/25 16:18	1
Carbon disulfide	ND		1.0	0.10	ug/L			06/19/25 16:18	1
Bromoform	ND		1.0	0.30	ug/L			06/19/25 16:18	1
Bromodichloromethane	ND		0.50	0.080	ug/L			06/19/25 16:18	1
1,1-Dichloroethane	ND		0.50	0.10	ug/L			06/19/25 16:18	1
2-Chlorotoluene	ND		0.50	0.080	ug/L			06/19/25 16:18	1
1,1-Dichloroethene	ND		0.50	0.10	ug/L			06/19/25 16:18	1
Trichlorofluoromethane	ND		0.50	0.10	ug/L			06/19/25 16:18	1
4-Chlorotoluene	ND		0.50	0.080	ug/L			06/19/25 16:18	1
Dichlorodifluoromethane	ND		0.50	0.10	ug/L			06/19/25 16:18	1
1,2-Dichloropropane	ND		0.50	0.10	ug/L			06/19/25 16:18	1
1,1,2-Trichloroethane	ND		0.50	0.080	ug/L			06/19/25 16:18	1
Acrylonitrile	ND	cn	5.0	0.40	ug/L			06/19/25 16:18	1
Trichloroethene	ND		0.50	0.080	ug/L			06/19/25 16:18	1
1,1,2,2-Tetrachloroethane	ND		0.50	0.10	ug/L			06/19/25 16:18	1
1,2-Dichlorobenzene	ND		0.50	0.070	ug/L			06/19/25 16:18	1
1,2-Dibromo-3-Chloropropane	ND		0.50	0.10	ug/L			06/19/25 16:18	1

Client Sample ID: MW-1
Lab Sample ID: 410-226930-3
Date Collected: 06/10/25 11:35
Matrix: Water
Date Received: 06/11/25 16:55

Method: SW846 8260C LL - Volatile Organic Compounds by GC/MS (Continued)

Analyte	Result	Qualifier	RL	MDL	Unit	D	Prepared	Analyzed	Dil Fac
Bromobenzene	ND		0.50	0.080	ug/L			06/19/25 16:18	1
Bromochloromethane	ND		0.50	0.080	ug/L			06/19/25 16:18	1
Isopropylbenzene	ND		0.50	0.080	ug/L			06/19/25 16:18	1
Dibromomethane	ND		0.50	0.080	ug/L			06/19/25 16:18	1
di-Isopropyl ether	ND		0.50	0.10	ug/L			06/19/25 16:18	1
Ethyl t-butyl ether	ND		0.50	0.080	ug/L			06/19/25 16:18	1
Hexachlorobutadiene	ND		0.50	0.080	ug/L			06/19/25 16:18	1
Naphthalene	ND		0.50	0.10	ug/L			06/19/25 16:18	1
n-Butylbenzene	ND		0.50	0.080	ug/L			06/19/25 16:18	1
N-Propylbenzene	ND		0.50	0.10	ug/L			06/19/25 16:18	1
p-Isopropyltoluene	ND		0.50	0.080	ug/L			06/19/25 16:18	1
sec-Butylbenzene	ND		0.50	0.10	ug/L			06/19/25 16:18	1
t-Amyl methyl ether	ND		0.50	0.20	ug/L			06/19/25 16:18	1
t-Butyl alcohol	ND		10	3.0	ug/L			06/19/25 16:18	1
tert-Butylbenzene	ND		0.50	0.080	ug/L			06/19/25 16:18	1
trans-1,4-Dichloro-2-butene	ND		5.0	2.0	ug/L			06/19/25 16:18	1

Surrogate	*%Recovery*	*Qualifier*	*Limits*	*Prepared*	*Analyzed*	*Dil Fac*
1,2-Dichloroethane-d4 (Surr)	*105*		*80 - 120*		*06/19/25 16:18*	*1*
Dibromofluoromethane (Surr)	*106*		*80 - 120*		*06/19/25 16:18*	*1*
4-Bromofluorobenzene (Surr)	*93*		*80 - 120*		*06/19/25 16:18*	*1*
Toluene-d8 (Surr)	*97*		*80 - 120*		*06/19/25 16:18*	*1*

Method: SW846 8015D - Gasoline Range Organics (GRO) (GC)

Analyte	Result	Qualifier	RL	MDL	Unit	D	Prepared	Analyzed	Dil Fac
GRO (1C)	ND		0.050	0.023	mg/L			06/19/25 19:03	1

Surrogate	*%Recovery*	*Qualifier*	*Limits*	*Prepared*	*Analyzed*	*Dil Fac*
a,a,a-Trifluorotoluene (fid) (1C)	*97*		*63 - 135*		*06/19/25 19:03*	*1*

Method: SW846 8015D - Diesel Range Organics (DRO) (GC)

Analyte	Result	Qualifier	RL	MDL	Unit	D	Prepared	Analyzed	Dil Fac
DRO (C10-C28)	ND		110	57	ug/L		06/18/25 06:09	06/18/25 19:00	1

Surrogate	*%Recovery*	*Qualifier*	*Limits*	*Prepared*	*Analyzed*	*Dil Fac*
o- terphenyl (Surr)	*93*		*37 - 153*	*06/18/25 06:09*	*06/18/25 19:00*	*1*

Client: Groundwater & Environmental Services Inc
Job ID: 410-226930-1
Project/Site: High's Store No 141

Client Sample ID: MW-17B
Lab Sample ID: 410-226930-4
Date Collected: 06/10/25 12:40
Matrix: Water
Date Received: 06/11/25 16:55

Method: SW846 8260C LL - Volatile Organic Compounds by GC/MS

Analyte	Result	Qualifier	RL	MDL	Unit	D	Prepared	Analyzed	Dil Fac
1,1,1,2-Tetrachloroethane	ND		0.50	0.070	ug/L			06/19/25 16:40	1
cis-1,3-Dichloropropene	ND		0.50	0.10	ug/L			06/19/25 16:40	1
trans-1,3-Dichloropropene	ND		0.50	0.080	ug/L			06/19/25 16:40	1
Ethylbenzene	ND		0.50	0.080	ug/L			06/19/25 16:40	1
Styrene	ND		0.50	0.070	ug/L			06/19/25 16:40	1
1,4-Dichlorobenzene	ND		0.50	0.070	ug/L			06/19/25 16:40	1
1,2-Dibromoethane	ND		0.50	0.080	ug/L			06/19/25 16:40	1
1,1-Dichloropropene	ND		0.50	0.10	ug/L			06/19/25 16:40	1
1,2-Dichloroethane	**0.22**	**J**	0.50	0.070	ug/L			06/19/25 16:40	1
1,2,3-Trichlorobenzene	ND		0.50	0.15	ug/L			06/19/25 16:40	1
1,2,3-Trichloropropane	ND		1.0	0.10	ug/L			06/19/25 16:40	1
Toluene	ND		0.50	0.080	ug/L			06/19/25 16:40	1
Chlorobenzene	ND		0.50	0.070	ug/L			06/19/25 16:40	1
1,2,4-Trimethylbenzene	ND		0.50	0.080	ug/L			06/19/25 16:40	1
1,2,4-Trichlorobenzene	ND		0.50	0.070	ug/L			06/19/25 16:40	1
Dibromochloromethane	ND		0.50	0.080	ug/L			06/19/25 16:40	1
Xylenes, Total	ND		1.0	0.070	ug/L			06/19/25 16:40	1
Tetrachloroethene	ND		0.50	0.20	ug/L			06/19/25 16:40	1
cis-1,2-Dichloroethene	ND		0.50	0.080	ug/L			06/19/25 16:40	1
trans-1,2-Dichloroethene	ND		0.50	0.10	ug/L			06/19/25 16:40	1
Methyl tertiary butyl ether	**2.4**		0.50	0.080	ug/L			06/19/25 16:40	1
1,3,5-Trimethylbenzene	ND		0.50	0.080	ug/L			06/19/25 16:40	1
1,3-Dichlorobenzene	ND		0.50	0.070	ug/L			06/19/25 16:40	1
1,3-Dichloropropane	ND		0.50	0.080	ug/L			06/19/25 16:40	1
Chloroform	ND		0.50	0.090	ug/L			06/19/25 16:40	1
Benzene	**1.5**		0.50	0.10	ug/L			06/19/25 16:40	1
1,1,1-Trichloroethane	ND		0.50	0.080	ug/L			06/19/25 16:40	1
Bromomethane	ND		0.50	0.10	ug/L			06/19/25 16:40	1
Chloromethane	ND		0.50	0.10	ug/L			06/19/25 16:40	1
Chloroethane	ND		0.50	0.10	ug/L			06/19/25 16:40	1
2,2-Dichloropropane	ND		0.50	0.10	ug/L			06/19/25 16:40	1
Vinyl chloride	ND		0.50	0.10	ug/L			06/19/25 16:40	1
Methylene Chloride	ND		0.50	0.20	ug/L			06/19/25 16:40	1
Carbon disulfide	ND		1.0	0.10	ug/L			06/19/25 16:40	1
Bromoform	ND		1.0	0.30	ug/L			06/19/25 16:40	1
Bromodichloromethane	ND		0.50	0.080	ug/L			06/19/25 16:40	1
1,1-Dichloroethane	ND		0.50	0.10	ug/L			06/19/25 16:40	1
2-Chlorotoluene	ND		0.50	0.080	ug/L			06/19/25 16:40	1
1,1-Dichloroethene	ND		0.50	0.10	ug/L			06/19/25 16:40	1
Trichlorofluoromethane	ND		0.50	0.10	ug/L			06/19/25 16:40	1
4-Chlorotoluene	ND		0.50	0.080	ug/L			06/19/25 16:40	1
Dichlorodifluoromethane	ND		0.50	0.10	ug/L			06/19/25 16:40	1
1,2-Dichloropropane	ND		0.50	0.10	ug/L			06/19/25 16:40	1
1,1,2-Trichloroethane	ND		0.50	0.080	ug/L			06/19/25 16:40	1
Acrylonitrile	ND	cn	5.0	0.40	ug/L			06/19/25 16:40	1
Trichloroethene	ND		0.50	0.080	ug/L			06/19/25 16:40	1
1,1,2,2-Tetrachloroethane	ND		0.50	0.10	ug/L			06/19/25 16:40	1
1,2-Dichlorobenzene	ND		0.50	0.070	ug/L			06/19/25 16:40	1
1,2-Dibromo-3-Chloropropane	ND		0.50	0.10	ug/L			06/19/25 16:40	1

Client Sample ID: MW-17B
Lab Sample ID: 410-226930-4
Date Collected: 06/10/25 12:40
Matrix: Water
Date Received: 06/11/25 16:55

Method: SW846 8260C LL - Volatile Organic Compounds by GC/MS (Continued)

Analyte	Result	Qualifier	RL	MDL	Unit	D	Prepared	Analyzed	Dil Fac
Bromobenzene	ND		0.50	0.080	ug/L			06/19/25 16:40	1
Bromochloromethane	ND		0.50	0.080	ug/L			06/19/25 16:40	1
Isopropylbenzene	**0.088**	**J**	0.50	0.080	ug/L			06/19/25 16:40	1
Dibromomethane	ND		0.50	0.080	ug/L			06/19/25 16:40	1
di-Isopropyl ether	**0.11**	**J**	0.50	0.10	ug/L			06/19/25 16:40	1
Ethyl t-butyl ether	ND		0.50	0.080	ug/L			06/19/25 16:40	1
Hexachlorobutadiene	ND		0.50	0.080	ug/L			06/19/25 16:40	1
Naphthalene	ND		0.50	0.10	ug/L			06/19/25 16:40	1
n-Butylbenzene	ND		0.50	0.080	ug/L			06/19/25 16:40	1
N-Propylbenzene	ND		0.50	0.10	ug/L			06/19/25 16:40	1
p-Isopropyltoluene	ND		0.50	0.080	ug/L			06/19/25 16:40	1
sec-Butylbenzene	ND		0.50	0.10	ug/L			06/19/25 16:40	1
t-Amyl methyl ether	ND		0.50	0.20	ug/L			06/19/25 16:40	1
t-Butyl alcohol	ND		10	3.0	ug/L			06/19/25 16:40	1
tert-Butylbenzene	ND		0.50	0.080	ug/L			06/19/25 16:40	1
trans-1,4-Dichloro-2-butene	ND		5.0	2.0	ug/L			06/19/25 16:40	1

Surrogate	*%Recovery*	*Qualifier*	*Limits*	*Prepared*	*Analyzed*	*Dil Fac*
1,2-Dichloroethane-d4 (Surr)	*101*		*80 - 120*		*06/19/25 16:40*	*1*
Dibromofluoromethane (Surr)	*104*		*80 - 120*		*06/19/25 16:40*	*1*
4-Bromofluorobenzene (Surr)	*94*		*80 - 120*		*06/19/25 16:40*	*1*
Toluene-d8 (Surr)	*98*		*80 - 120*		*06/19/25 16:40*	*1*

Method: SW846 8015D - Gasoline Range Organics (GRO) (GC)

Analyte	Result	Qualifier	RL	MDL	Unit	D	Prepared	Analyzed	Dil Fac
GRO (1C)	ND		0.050	0.023	mg/L			06/19/25 19:28	1

Surrogate	*%Recovery*	*Qualifier*	*Limits*	*Prepared*	*Analyzed*	*Dil Fac*
a,a,a-Trifluorotoluene (fid) (1C)	*97*		*63 - 135*		*06/19/25 19:28*	*1*

Method: SW846 8015D - Diesel Range Organics (DRO) (GC)

Analyte	Result	Qualifier	RL	MDL	Unit	D	Prepared	Analyzed	Dil Fac
DRO (C10-C28)	**87**	**J**	110	57	ug/L		06/18/25 06:09	06/18/25 19:24	1

Surrogate	*%Recovery*	*Qualifier*	*Limits*	*Prepared*	*Analyzed*	*Dil Fac*
o- terphenyl (Surr)	*98*		*37 - 153*	*06/18/25 06:09*	*06/18/25 19:24*	*1*

Client: Groundwater & Environmental Services Inc
Job ID: 410-226930-1
Project/Site: High's Store No 141

Client Sample ID: MW-14B
Lab Sample ID: 410-226930-5
Date Collected: 06/10/25 13:30
Matrix: Water
Date Received: 06/11/25 16:55

Method: SW846 8260C LL - Volatile Organic Compounds by GC/MS

Analyte	Result	Qualifier	RL	MDL	Unit	D	Prepared	Analyzed	Dil Fac
1,1,1,2-Tetrachloroethane	ND		0.50	0.070	ug/L			06/19/25 17:06	1
cis-1,3-Dichloropropene	ND		0.50	0.10	ug/L			06/19/25 17:06	1
trans-1,3-Dichloropropene	ND		0.50	0.080	ug/L			06/19/25 17:06	1
Ethylbenzene	ND		0.50	0.080	ug/L			06/19/25 17:06	1
Styrene	ND		0.50	0.070	ug/L			06/19/25 17:06	1
1,4-Dichlorobenzene	ND		0.50	0.070	ug/L			06/19/25 17:06	1
1,2-Dibromoethane	ND		0.50	0.080	ug/L			06/19/25 17:06	1
1,1-Dichloropropene	ND		0.50	0.10	ug/L			06/19/25 17:06	1
1,2-Dichloroethane	**0.59**		0.50	0.070	ug/L			06/19/25 17:06	1
1,2,3-Trichlorobenzene	ND		0.50	0.15	ug/L			06/19/25 17:06	1
1,2,3-Trichloropropane	ND		1.0	0.10	ug/L			06/19/25 17:06	1
Toluene	ND		0.50	0.080	ug/L			06/19/25 17:06	1
Chlorobenzene	ND		0.50	0.070	ug/L			06/19/25 17:06	1
1,2,4-Trimethylbenzene	ND		0.50	0.080	ug/L			06/19/25 17:06	1
1,2,4-Trichlorobenzene	ND		0.50	0.070	ug/L			06/19/25 17:06	1
Dibromochloromethane	ND		0.50	0.080	ug/L			06/19/25 17:06	1
Xylenes, Total	ND		1.0	0.070	ug/L			06/19/25 17:06	1
Tetrachloroethene	ND		0.50	0.20	ug/L			06/19/25 17:06	1
cis-1,2-Dichloroethene	ND		0.50	0.080	ug/L			06/19/25 17:06	1
trans-1,2-Dichloroethene	ND		0.50	0.10	ug/L			06/19/25 17:06	1
Methyl tertiary butyl ether	**12**		0.50	0.080	ug/L			06/19/25 17:06	1
1,3,5-Trimethylbenzene	ND		0.50	0.080	ug/L			06/19/25 17:06	1
1,3-Dichlorobenzene	ND		0.50	0.070	ug/L			06/19/25 17:06	1
1,3-Dichloropropane	ND		0.50	0.080	ug/L			06/19/25 17:06	1
Chloroform	ND		0.50	0.090	ug/L			06/19/25 17:06	1
Benzene	**0.91**		0.50	0.10	ug/L			06/19/25 17:06	1
1,1,1-Trichloroethane	ND		0.50	0.080	ug/L			06/19/25 17:06	1
Bromomethane	ND		0.50	0.10	ug/L			06/19/25 17:06	1
Chloromethane	ND		0.50	0.10	ug/L			06/19/25 17:06	1
Chloroethane	ND		0.50	0.10	ug/L			06/19/25 17:06	1
2,2-Dichloropropane	ND		0.50	0.10	ug/L			06/19/25 17:06	1
Vinyl chloride	ND		0.50	0.10	ug/L			06/19/25 17:06	1
Methylene Chloride	ND		0.50	0.20	ug/L			06/19/25 17:06	1
Carbon disulfide	ND		1.0	0.10	ug/L			06/19/25 17:06	1
Bromoform	ND		1.0	0.30	ug/L			06/19/25 17:06	1
Bromodichloromethane	ND		0.50	0.080	ug/L			06/19/25 17:06	1
1,1-Dichloroethane	ND		0.50	0.10	ug/L			06/19/25 17:06	1
2-Chlorotoluene	ND		0.50	0.080	ug/L			06/19/25 17:06	1
1,1-Dichloroethene	ND		0.50	0.10	ug/L			06/19/25 17:06	1
Trichlorofluoromethane	ND		0.50	0.10	ug/L			06/19/25 17:06	1
4-Chlorotoluene	ND		0.50	0.080	ug/L			06/19/25 17:06	1
Dichlorodifluoromethane	ND		0.50	0.10	ug/L			06/19/25 17:06	1
1,2-Dichloropropane	ND		0.50	0.10	ug/L			06/19/25 17:06	1
1,1,2-Trichloroethane	ND		0.50	0.080	ug/L			06/19/25 17:06	1
Acrylonitrile	ND	cn	5.0	0.40	ug/L			06/19/25 17:06	1
Trichloroethene	ND		0.50	0.080	ug/L			06/19/25 17:06	1
1,1,2,2-Tetrachloroethane	ND		0.50	0.10	ug/L			06/19/25 17:06	1
1,2-Dichlorobenzene	ND		0.50	0.070	ug/L			06/19/25 17:06	1
1,2-Dibromo-3-Chloropropane	ND		0.50	0.10	ug/L			06/19/25 17:06	1

Client Sample ID: MW-14B
Lab Sample ID: 410-226930-5
Date Collected: 06/10/25 13:30
Matrix: Water
Date Received: 06/11/25 16:55

Method: SW846 8260C LL - Volatile Organic Compounds by GC/MS (Continued)

Analyte	Result	Qualifier	RL	MDL	Unit	D	Prepared	Analyzed	Dil Fac
Bromobenzene	ND		0.50	0.080	ug/L			06/19/25 17:06	1
Bromochloromethane	ND		0.50	0.080	ug/L			06/19/25 17:06	1
Isopropylbenzene	ND		0.50	0.080	ug/L			06/19/25 17:06	1
Dibromomethane	ND		0.50	0.080	ug/L			06/19/25 17:06	1
di-Isopropyl ether	**0.38**	**J**	0.50	0.10	ug/L			06/19/25 17:06	1
Ethyl t-butyl ether	ND		0.50	0.080	ug/L			06/19/25 17:06	1
Hexachlorobutadiene	ND		0.50	0.080	ug/L			06/19/25 17:06	1
Naphthalene	ND		0.50	0.10	ug/L			06/19/25 17:06	1
n-Butylbenzene	ND		0.50	0.080	ug/L			06/19/25 17:06	1
N-Propylbenzene	ND		0.50	0.10	ug/L			06/19/25 17:06	1
p-Isopropyltoluene	ND		0.50	0.080	ug/L			06/19/25 17:06	1
sec-Butylbenzene	**0.38**	**J**	0.50	0.10	ug/L			06/19/25 17:06	1
t-Amyl methyl ether	ND		0.50	0.20	ug/L			06/19/25 17:06	1
t-Butyl alcohol	**21**		10	3.0	ug/L			06/19/25 17:06	1
tert-Butylbenzene	ND		0.50	0.080	ug/L			06/19/25 17:06	1
trans-1,4-Dichloro-2-butene	ND		5.0	2.0	ug/L			06/19/25 17:06	1

Surrogate	*%Recovery*	*Qualifier*	*Limits*	*Prepared*	*Analyzed*	*Dil Fac*
1,2-Dichloroethane-d4 (Surr)	*102*		*80 - 120*		*06/19/25 17:06*	*1*
Dibromofluoromethane (Surr)	*104*		*80 - 120*		*06/19/25 17:06*	*1*
4-Bromofluorobenzene (Surr)	*94*		*80 - 120*		*06/19/25 17:06*	*1*
Toluene-d8 (Surr)	*97*		*80 - 120*		*06/19/25 17:06*	*1*

Method: SW846 8015D - Gasoline Range Organics (GRO) (GC)

Analyte	Result	Qualifier	RL	MDL	Unit	D	Prepared	Analyzed	Dil Fac
GRO (1C)	**0.025**	**J**	0.050	0.023	mg/L			06/19/25 19:54	1

Surrogate	*%Recovery*	*Qualifier*	*Limits*	*Prepared*	*Analyzed*	*Dil Fac*
a,a,a-Trifluorotoluene (fid) (1C)	*95*		*63 - 135*		*06/19/25 19:54*	*1*

Method: SW846 8015D - Diesel Range Organics (DRO) (GC)

Analyte	Result	Qualifier	RL	MDL	Unit	D	Prepared	Analyzed	Dil Fac
DRO (C10-C28)	ND		110	57	ug/L		06/18/25 06:09	06/18/25 19:48	1

Surrogate	*%Recovery*	*Qualifier*	*Limits*	*Prepared*	*Analyzed*	*Dil Fac*
o- terphenyl (Surr)	*97*		*37 - 153*	*06/18/25 06:09*	*06/18/25 19:48*	*1*

Client: Groundwater & Environmental Services Inc
Job ID: 410-226930-1
Project/Site: High's Store No 141

Client Sample ID: MW-10A
Lab Sample ID: 410-226930-6
Date Collected: 06/10/25 14:30
Matrix: Water
Date Received: 06/11/25 16:55

Method: SW846 8260C LL - Volatile Organic Compounds by GC/MS

Analyte	Result	Qualifier	RL	MDL	Unit	D	Prepared	Analyzed	Dil Fac
1,1,1,2-Tetrachloroethane	ND		0.50	0.070	ug/L			06/19/25 17:29	1
cis-1,3-Dichloropropene	ND		0.50	0.10	ug/L			06/19/25 17:29	1
trans-1,3-Dichloropropene	ND		0.50	0.080	ug/L			06/19/25 17:29	1
Ethylbenzene	ND		0.50	0.080	ug/L			06/19/25 17:29	1
Styrene	ND		0.50	0.070	ug/L			06/19/25 17:29	1
1,4-Dichlorobenzene	ND		0.50	0.070	ug/L			06/19/25 17:29	1
1,2-Dibromoethane	ND		0.50	0.080	ug/L			06/19/25 17:29	1
1,1-Dichloropropene	ND		0.50	0.10	ug/L			06/19/25 17:29	1
1,2-Dichloroethane	**0.15**	**J**	0.50	0.070	ug/L			06/19/25 17:29	1
1,2,3-Trichlorobenzene	ND		0.50	0.15	ug/L			06/19/25 17:29	1
1,2,3-Trichloropropane	ND		1.0	0.10	ug/L			06/19/25 17:29	1
Toluene	ND		0.50	0.080	ug/L			06/19/25 17:29	1
Chlorobenzene	ND		0.50	0.070	ug/L			06/19/25 17:29	1
1,2,4-Trimethylbenzene	**0.24**	**J**	0.50	0.080	ug/L			06/19/25 17:29	1
1,2,4-Trichlorobenzene	ND		0.50	0.070	ug/L			06/19/25 17:29	1
Dibromochloromethane	ND		0.50	0.080	ug/L			06/19/25 17:29	1
Xylenes, Total	**2.5**		1.0	0.070	ug/L			06/19/25 17:29	1
Tetrachloroethene	ND		0.50	0.20	ug/L			06/19/25 17:29	1
cis-1,2-Dichloroethene	ND		0.50	0.080	ug/L			06/19/25 17:29	1
trans-1,2-Dichloroethene	ND		0.50	0.10	ug/L			06/19/25 17:29	1
Methyl tertiary butyl ether	**6.0**		0.50	0.080	ug/L			06/19/25 17:29	1
1,3,5-Trimethylbenzene	ND		0.50	0.080	ug/L			06/19/25 17:29	1
1,3-Dichlorobenzene	ND		0.50	0.070	ug/L			06/19/25 17:29	1
1,3-Dichloropropane	ND		0.50	0.080	ug/L			06/19/25 17:29	1
Chloroform	ND		0.50	0.090	ug/L			06/19/25 17:29	1
Benzene	**1.4**		0.50	0.10	ug/L			06/19/25 17:29	1
1,1,1-Trichloroethane	ND		0.50	0.080	ug/L			06/19/25 17:29	1
Bromomethane	ND		0.50	0.10	ug/L			06/19/25 17:29	1
Chloromethane	ND		0.50	0.10	ug/L			06/19/25 17:29	1
Chloroethane	ND		0.50	0.10	ug/L			06/19/25 17:29	1
2,2-Dichloropropane	ND		0.50	0.10	ug/L			06/19/25 17:29	1
Vinyl chloride	ND		0.50	0.10	ug/L			06/19/25 17:29	1
Methylene Chloride	ND		0.50	0.20	ug/L			06/19/25 17:29	1
Carbon disulfide	ND		1.0	0.10	ug/L			06/19/25 17:29	1
Bromoform	ND		1.0	0.30	ug/L			06/19/25 17:29	1
Bromodichloromethane	ND		0.50	0.080	ug/L			06/19/25 17:29	1
1,1-Dichloroethane	ND		0.50	0.10	ug/L			06/19/25 17:29	1
2-Chlorotoluene	ND		0.50	0.080	ug/L			06/19/25 17:29	1
1,1-Dichloroethene	ND		0.50	0.10	ug/L			06/19/25 17:29	1
Trichlorofluoromethane	ND		0.50	0.10	ug/L			06/19/25 17:29	1
4-Chlorotoluene	ND		0.50	0.080	ug/L			06/19/25 17:29	1
Dichlorodifluoromethane	ND		0.50	0.10	ug/L			06/19/25 17:29	1
1,2-Dichloropropane	ND		0.50	0.10	ug/L			06/19/25 17:29	1
1,1,2-Trichloroethane	ND		0.50	0.080	ug/L			06/19/25 17:29	1
Acrylonitrile	ND	cn	5.0	0.40	ug/L			06/19/25 17:29	1
Trichloroethene	ND		0.50	0.080	ug/L			06/19/25 17:29	1
1,1,2,2-Tetrachloroethane	ND		0.50	0.10	ug/L			06/19/25 17:29	1
1,2-Dichlorobenzene	ND		0.50	0.070	ug/L			06/19/25 17:29	1
1,2-Dibromo-3-Chloropropane	ND		0.50	0.10	ug/L			06/19/25 17:29	1

Client Sample ID: MW-10A
Lab Sample ID: 410-226930-6
Date Collected: 06/10/25 14:30
Matrix: Water
Date Received: 06/11/25 16:55

Method: SW846 8260C LL - Volatile Organic Compounds by GC/MS (Continued)

Analyte	Result	Qualifier	RL	MDL	Unit	D	Prepared	Analyzed	Dil Fac
Bromobenzene	ND		0.50	0.080	ug/L			06/19/25 17:29	1
Bromochloromethane	ND		0.50	0.080	ug/L			06/19/25 17:29	1
Isopropylbenzene	**2.2**		0.50	0.080	ug/L			06/19/25 17:29	1
Dibromomethane	ND		0.50	0.080	ug/L			06/19/25 17:29	1
di-Isopropyl ether	**0.11**	**J**	0.50	0.10	ug/L			06/19/25 17:29	1
Ethyl t-butyl ether	ND		0.50	0.080	ug/L			06/19/25 17:29	1
Hexachlorobutadiene	ND		0.50	0.080	ug/L			06/19/25 17:29	1
Naphthalene	**2.8**		0.50	0.10	ug/L			06/19/25 17:29	1
n-Butylbenzene	**0.46**	**J**	0.50	0.080	ug/L			06/19/25 17:29	1
N-Propylbenzene	ND		0.50	0.10	ug/L			06/19/25 17:29	1
p-Isopropyltoluene	ND		0.50	0.080	ug/L			06/19/25 17:29	1
sec-Butylbenzene	**4.4**		0.50	0.10	ug/L			06/19/25 17:29	1
t-Amyl methyl ether	ND		0.50	0.20	ug/L			06/19/25 17:29	1
t-Butyl alcohol	**27**		10	3.0	ug/L			06/19/25 17:29	1
tert-Butylbenzene	ND		0.50	0.080	ug/L			06/19/25 17:29	1
trans-1,4-Dichloro-2-butene	ND		5.0	2.0	ug/L			06/19/25 17:29	1

Surrogate	*%Recovery*	*Qualifier*	*Limits*	*Prepared*	*Analyzed*	*Dil Fac*
1,2-Dichloroethane-d4 (Surr)	*102*		*80 - 120*		*06/19/25 17:29*	*1*
Dibromofluoromethane (Surr)	*104*		*80 - 120*		*06/19/25 17:29*	*1*
4-Bromofluorobenzene (Surr)	*96*		*80 - 120*		*06/19/25 17:29*	*1*
Toluene-d8 (Surr)	*97*		*80 - 120*		*06/19/25 17:29*	*1*

Method: SW846 8015D - Gasoline Range Organics (GRO) (GC)

Analyte	Result	Qualifier	RL	MDL	Unit	D	Prepared	Analyzed	Dil Fac
GRO (1C)	**0.21**		0.050	0.023	mg/L			06/19/25 20:19	1

Surrogate	*%Recovery*	*Qualifier*	*Limits*	*Prepared*	*Analyzed*	*Dil Fac*
a,a,a-Trifluorotoluene (fid) (1C)	*91*		*63 - 135*		*06/19/25 20:19*	*1*

Method: SW846 8015D - Diesel Range Organics (DRO) (GC)

Analyte	Result	Qualifier	RL	MDL	Unit	D	Prepared	Analyzed	Dil Fac
DRO (C10-C28)	**200**		110	56	ug/L		06/18/25 06:09	06/18/25 20:11	1

Surrogate	*%Recovery*	*Qualifier*	*Limits*	*Prepared*	*Analyzed*	*Dil Fac*
o- terphenyl (Surr)	*93*		*37 - 153*	*06/18/25 06:09*	*06/18/25 20:11*	*1*

Surrogate Summary

Client: Groundwater & Environmental Services Inc
Project/Site: High's Store No 141

Job ID: 410-226930-1

Method: 8260C LL - Volatile Organic Compounds by GC/MS

Matrix: Water — **Prep Type: Total/NA**

		Percent Surrogate Recovery (Acceptance Limits)			
		DCA	DBFM	BFB	TOL
Lab Sample ID	Client Sample ID	(80-120)	(80-120)	(80-120)	(80-120)
410-226930-1	MW-6	101	106	93	98
410-226930-2	MW-2	103	106	92	96
410-226930-3	MW-1	105	106	93	97
410-226930-4	MW-17B	101	104	94	98
410-226930-5	MW-14B	102	104	94	97
410-226930-6	MW-10A	102	104	96	97
LCS 410-659876/5	Lab Control Sample	100	103	98	99
LCSD 410-659876/6	Lab Control Sample Dup	105	103	98	99
MB 410-659876/8	Method Blank	101	103	96	99

Surrogate Legend

DCA = 1,2-Dichloroethane-d4 (Surr)
DBFM = Dibromofluoromethane (Surr)
BFB = 4-Bromofluorobenzene (Surr)
TOL = Toluene-d8 (Surr)

Method: 8015D - Gasoline Range Organics (GRO) (GC)

Matrix: Water — **Prep Type: Total/NA**

		Percent Surrogate Recovery (Acceptance Limits)
		TFT-F1
Lab Sample ID	Client Sample ID	(63-135)
410-226930-1	MW-6	96
410-226930-2	MW-2	95
410-226930-3	MW-1	97
410-226930-4	MW-17B	97
410-226930-5	MW-14B	95
410-226930-6	MW-10A	91
LCS 410-659236/6	Lab Control Sample	84
LCS 410-659863/6	Lab Control Sample	87
LCSD 410-659236/7	Lab Control Sample Dup	86
LCSD 410-659863/7	Lab Control Sample Dup	85
MB 410-659236/5	Method Blank	94
MB 410-659863/5	Method Blank	97

Surrogate Legend

TFT-F = a,a,a-Trifluorotoluene (fid)

Method: 8015D - Diesel Range Organics (DRO) (GC)

Matrix: Water — **Prep Type: Total/NA**

		Percent Surrogate Recovery (Acceptance Limits)
		OTP
Lab Sample ID	Client Sample ID	(37-153)
410-226930-1	MW-6	92
410-226930-2	MW-2	95
410-226930-3	MW-1	93
410-226930-4	MW-17B	98
410-226930-5	MW-14B	97
410-226930-6	MW-10A	93
LCS 410-659164/2-A	Lab Control Sample	114

Surrogate Summary

Client: Groundwater & Environmental Services Inc
Job ID: 410-226930-1
Project/Site: High's Store No 141

Method: 8015D - Diesel Range Organics (DRO) (GC) (Continued)

Matrix: Water **Prep Type: Total/NA**

		Percent Surrogate Recovery (Acceptance Limits)								
Lab Sample ID	Client Sample ID	OTP (37-153)								
LCSD 410-659164/3-A	Lab Control Sample Dup	110								
MB 410-659164/1-A	Method Blank	101								

Surrogate Legend

OTP = o- terphenyl (Surr)

Method: 8260C LL - Volatile Organic Compounds by GC/MS

Lab Sample ID: MB 410-659876/8
Matrix: Water
Analysis Batch: 659876

Client Sample ID: Method Blank
Prep Type: Total/NA

Analyte	MB Result	MB Qualifier	RL	MDL	Unit	D	Prepared	Analyzed	Dil Fac
1,1,1,2-Tetrachloroethane	ND		0.50	0.070	ug/L			06/19/25 11:28	1
cis-1,3-Dichloropropene	ND		0.50	0.10	ug/L			06/19/25 11:28	1
trans-1,3-Dichloropropene	ND		0.50	0.080	ug/L			06/19/25 11:28	1
Ethylbenzene	ND		0.50	0.080	ug/L			06/19/25 11:28	1
Styrene	ND		0.50	0.070	ug/L			06/19/25 11:28	1
1,4-Dichlorobenzene	ND		0.50	0.070	ug/L			06/19/25 11:28	1
1,2-Dibromoethane	ND		0.50	0.080	ug/L			06/19/25 11:28	1
1,1-Dichloropropene	ND		0.50	0.10	ug/L			06/19/25 11:28	1
1,2-Dichloroethane	ND		0.50	0.070	ug/L			06/19/25 11:28	1
1,2,3-Trichlorobenzene	ND		0.50	0.15	ug/L			06/19/25 11:28	1
1,2,3-Trichloropropane	ND		1.0	0.10	ug/L			06/19/25 11:28	1
Toluene	ND		0.50	0.080	ug/L			06/19/25 11:28	1
Chlorobenzene	ND		0.50	0.070	ug/L			06/19/25 11:28	1
1,2,4-Trimethylbenzene	ND		0.50	0.080	ug/L			06/19/25 11:28	1
1,2,4-Trichlorobenzene	ND		0.50	0.070	ug/L			06/19/25 11:28	1
Dibromochloromethane	ND		0.50	0.080	ug/L			06/19/25 11:28	1
Xylenes, Total	ND		1.0	0.070	ug/L			06/19/25 11:28	1
Tetrachloroethene	ND		0.50	0.20	ug/L			06/19/25 11:28	1
cis-1,2-Dichloroethene	ND		0.50	0.080	ug/L			06/19/25 11:28	1
trans-1,2-Dichloroethene	ND		0.50	0.10	ug/L			06/19/25 11:28	1
Methyl tertiary butyl ether	ND		0.50	0.080	ug/L			06/19/25 11:28	1
1,3,5-Trimethylbenzene	ND		0.50	0.080	ug/L			06/19/25 11:28	1
1,3-Dichlorobenzene	ND		0.50	0.070	ug/L			06/19/25 11:28	1
1,3-Dichloropropane	ND		0.50	0.080	ug/L			06/19/25 11:28	1
Chloroform	ND		0.50	0.090	ug/L			06/19/25 11:28	1
Benzene	ND		0.50	0.10	ug/L			06/19/25 11:28	1
1,1,1-Trichloroethane	ND		0.50	0.080	ug/L			06/19/25 11:28	1
Bromomethane	ND		0.50	0.10	ug/L			06/19/25 11:28	1
Chloromethane	ND		0.50	0.10	ug/L			06/19/25 11:28	1
Chloroethane	ND		0.50	0.10	ug/L			06/19/25 11:28	1
2,2-Dichloropropane	ND		0.50	0.10	ug/L			06/19/25 11:28	1
Vinyl chloride	ND		0.50	0.10	ug/L			06/19/25 11:28	1
Methylene Chloride	ND		0.50	0.20	ug/L			06/19/25 11:28	1
Carbon disulfide	ND		1.0	0.10	ug/L			06/19/25 11:28	1
Bromoform	ND		1.0	0.30	ug/L			06/19/25 11:28	1
Bromodichloromethane	ND		0.50	0.080	ug/L			06/19/25 11:28	1
1,1-Dichloroethane	ND		0.50	0.10	ug/L			06/19/25 11:28	1
2-Chlorotoluene	ND		0.50	0.080	ug/L			06/19/25 11:28	1
1,1-Dichloroethene	ND		0.50	0.10	ug/L			06/19/25 11:28	1
Trichlorofluoromethane	ND		0.50	0.10	ug/L			06/19/25 11:28	1
4-Chlorotoluene	ND		0.50	0.080	ug/L			06/19/25 11:28	1
Dichlorodifluoromethane	ND		0.50	0.10	ug/L			06/19/25 11:28	1
1,2-Dichloropropane	ND		0.50	0.10	ug/L			06/19/25 11:28	1
1,1,2-Trichloroethane	ND		0.50	0.080	ug/L			06/19/25 11:28	1
Acrylonitrile	ND		5.0	0.40	ug/L			06/19/25 11:28	1
Trichloroethene	ND		0.50	0.080	ug/L			06/19/25 11:28	1
1,1,2,2-Tetrachloroethane	ND		0.50	0.10	ug/L			06/19/25 11:28	1
1,2-Dichlorobenzene	ND		0.50	0.070	ug/L			06/19/25 11:28	1

Method: 8260C LL - Volatile Organic Compounds by GC/MS (Continued)

Lab Sample ID: MB 410-659876/8
Matrix: Water
Analysis Batch: 659876

Client Sample ID: Method Blank
Prep Type: Total/NA

Analyte	MB Result	MB Qualifier	RL	MDL	Unit	D	Prepared	Analyzed	Dil Fac
1,2-Dibromo-3-Chloropropane	ND		0.50	0.10	ug/L			06/19/25 11:28	1
Bromobenzene	ND		0.50	0.080	ug/L			06/19/25 11:28	1
Bromochloromethane	ND		0.50	0.080	ug/L			06/19/25 11:28	1
Isopropylbenzene	ND		0.50	0.080	ug/L			06/19/25 11:28	1
Dibromomethane	ND		0.50	0.080	ug/L			06/19/25 11:28	1
di-Isopropyl ether	ND		0.50	0.10	ug/L			06/19/25 11:28	1
Ethyl t-butyl ether	ND		0.50	0.080	ug/L			06/19/25 11:28	1
Hexachlorobutadiene	ND		0.50	0.080	ug/L			06/19/25 11:28	1
Naphthalene	ND		0.50	0.10	ug/L			06/19/25 11:28	1
n-Butylbenzene	ND		0.50	0.080	ug/L			06/19/25 11:28	1
N-Propylbenzene	ND		0.50	0.10	ug/L			06/19/25 11:28	1
p-Isopropyltoluene	ND		0.50	0.080	ug/L			06/19/25 11:28	1
sec-Butylbenzene	ND		0.50	0.10	ug/L			06/19/25 11:28	1
t-Amyl methyl ether	ND		0.50	0.20	ug/L			06/19/25 11:28	1
t-Butyl alcohol	ND		10	3.0	ug/L			06/19/25 11:28	1
tert-Butylbenzene	ND		0.50	0.080	ug/L			06/19/25 11:28	1
trans-1,4-Dichloro-2-butene	ND		5.0	2.0	ug/L			06/19/25 11:28	1

Surrogate	*MB %Recovery*	*MB Qualifier*	*Limits*	*Prepared*	*Analyzed*	*Dil Fac*
1,2-Dichloroethane-d4 (Surr)	*101*		*80 - 120*		*06/19/25 11:28*	*1*
Dibromofluoromethane (Surr)	*103*		*80 - 120*		*06/19/25 11:28*	*1*
4-Bromofluorobenzene (Surr)	*96*		*80 - 120*		*06/19/25 11:28*	*1*
Toluene-d8 (Surr)	*99*		*80 - 120*		*06/19/25 11:28*	*1*

Lab Sample ID: LCS 410-659876/5
Matrix: Water
Analysis Batch: 659876

Client Sample ID: Lab Control Sample
Prep Type: Total/NA

Analyte	Spike Added	LCS Result	LCS Qualifier	Unit	D	%Rec	%Rec Limits
1,1,1,2-Tetrachloroethane	5.00	5.03		ug/L		101	80 - 122
cis-1,3-Dichloropropene	5.00	4.58		ug/L		92	67 - 121
trans-1,3-Dichloropropene	5.00	4.71		ug/L		94	61 - 129
Ethylbenzene	5.00	4.82		ug/L		96	80 - 120
Styrene	5.00	4.92		ug/L		98	80 - 120
1,4-Dichlorobenzene	5.00	4.91		ug/L		98	80 - 120
1,2-Dibromoethane	5.00	4.92		ug/L		98	80 - 120
1,1-Dichloropropene	5.00	4.71		ug/L		94	74 - 120
1,2-Dichloroethane	5.00	5.00		ug/L		100	69 - 122
1,2,3-Trichlorobenzene	5.00	5.11		ug/L		102	62 - 141
1,2,3-Trichloropropane	5.00	5.03		ug/L		101	80 - 125
Toluene	5.00	4.87		ug/L		97	80 - 120
Chlorobenzene	5.00	4.87		ug/L		97	80 - 120
1,2,4-Trimethylbenzene	5.00	4.86		ug/L		97	80 - 120
1,2,4-Trichlorobenzene	5.00	5.12		ug/L		102	68 - 122
Dibromochloromethane	5.00	4.99		ug/L		100	80 - 123
Xylenes, Total	15.0	14.5		ug/L		97	80 - 120
Tetrachloroethene	5.00	4.81		ug/L		96	80 - 120
cis-1,2-Dichloroethene	5.00	5.00		ug/L		100	80 - 122

Method: 8260C LL - Volatile Organic Compounds by GC/MS (Continued)

Lab Sample ID: LCS 410-659876/5
Matrix: Water
Analysis Batch: 659876

Client Sample ID: Lab Control Sample
Prep Type: Total/NA

Analyte	Spike Added	LCS Result	LCS Qualifier	Unit	D	%Rec	%Rec Limits
trans-1,2-Dichloroethene	5.00	5.21		ug/L		104	80 - 122
Methyl tertiary butyl ether	5.00	4.52		ug/L		90	69 - 120
1,3,5-Trimethylbenzene	5.00	4.95		ug/L		99	80 - 120
1,3-Dichlorobenzene	5.00	4.98		ug/L		100	80 - 120
1,3-Dichloropropane	5.00	4.81		ug/L		96	80 - 120
Chloroform	5.00	5.01		ug/L		100	80 - 120
Benzene	5.00	4.86		ug/L		97	80 - 120
1,1,1-Trichloroethane	5.00	5.07		ug/L		101	78 - 126
Bromomethane	5.00	4.76		ug/L		95	63 - 120
Chloromethane	5.00	4.51		ug/L		90	56 - 124
Chloroethane	5.00	4.92		ug/L		98	63 - 120
2,2-Dichloropropane	5.00	5.22		ug/L		104	77 - 128
Vinyl chloride	5.00	4.81		ug/L		96	60 - 125
Methylene Chloride	5.00	5.18		ug/L		104	80 - 120
Carbon disulfide	5.00	4.68		ug/L		94	67 - 130
Bromoform	5.00	5.09		ug/L		102	75 - 126
Bromodichloromethane	5.00	4.95		ug/L		99	80 - 123
1,1-Dichloroethane	5.00	4.99		ug/L		100	74 - 120
2-Chlorotoluene	5.00	4.85		ug/L		97	80 - 120
1,1-Dichloroethene	5.00	5.50		ug/L		110	80 - 131
Trichlorofluoromethane	5.00	4.88		ug/L		98	53 - 136
4-Chlorotoluene	5.00	4.83		ug/L		97	80 - 120
Dichlorodifluoromethane	5.00	4.05		ug/L		81	43 - 123
1,2-Dichloropropane	5.00	4.86		ug/L		97	80 - 120
1,1,2-Trichloroethane	5.00	4.89		ug/L		98	80 - 120
Acrylonitrile	25.0	26.0		ug/L		104	64 - 139
Trichloroethene	5.00	4.93		ug/L		99	80 - 120
1,1,2,2-Tetrachloroethane	5.00	4.93		ug/L		99	75 - 123
1,2-Dichlorobenzene	5.00	5.03		ug/L		101	80 - 120
1,2-Dibromo-3-Chloropropane	5.00	4.88		ug/L		98	75 - 124
Bromobenzene	5.00	4.95		ug/L		99	80 - 120
Bromochloromethane	5.00	5.06		ug/L		101	80 - 133
Isopropylbenzene	5.00	5.48		ug/L		110	80 - 120
Dibromomethane	5.00	5.00		ug/L		100	80 - 122
di-Isopropyl ether	5.00	4.58		ug/L		92	75 - 120
Ethyl t-butyl ether	5.00	4.34		ug/L		87	57 - 126
Hexachlorobutadiene	5.00	5.21		ug/L		104	72 - 132
Naphthalene	5.00	5.13		ug/L		103	64 - 135
n-Butylbenzene	5.00	4.95		ug/L		99	74 - 123
N-Propylbenzene	5.00	4.91		ug/L		98	74 - 122
p-Isopropyltoluene	5.00	4.82		ug/L		96	80 - 120
sec-Butylbenzene	5.00	4.89		ug/L		98	80 - 120
t-Amyl methyl ether	5.00	4.61		ug/L		92	55 - 146
t-Butyl alcohol	50.0	50.4		ug/L		101	62 - 138
tert-Butylbenzene	5.00	4.43		ug/L		89	79 - 120
trans-1,4-Dichloro-2-butene	25.0	26.2		ug/L		105	13 - 144

Method: 8260C LL - Volatile Organic Compounds by GC/MS (Continued)

Lab Sample ID: LCS 410-659876/5
Matrix: Water
Analysis Batch: 659876

Client Sample ID: Lab Control Sample
Prep Type: Total/NA

Surrogate	LCS %Recovery	LCS Qualifier	Limits
1,2-Dichloroethane-d4 (Surr)	100		80 - 120
Dibromofluoromethane (Surr)	103		80 - 120
4-Bromofluorobenzene (Surr)	98		80 - 120
Toluene-d8 (Surr)	99		80 - 120

Lab Sample ID: LCSD 410-659876/6
Matrix: Water
Analysis Batch: 659876

Client Sample ID: Lab Control Sample Dup
Prep Type: Total/NA

Analyte			Spike Added	LCSD Result	LCSD Qualifier	Unit	D	%Rec	%Rec Limits	RPD	RPD Limit
1,1,1,2-Tetrachloroethane			5.00	5.09		ug/L		102	80 - 122	1	30
cis-1,3-Dichloropropene			5.00	4.65		ug/L		93	67 - 121	2	30
trans-1,3-Dichloropropene			5.00	4.82		ug/L		96	61 - 129	2	30
Ethylbenzene			5.00	4.87		ug/L		97	80 - 120	1	30
Styrene			5.00	4.97		ug/L		99	80 - 120	1	30
1,4-Dichlorobenzene			5.00	5.05		ug/L		101	80 - 120	3	30
1,2-Dibromoethane			5.00	4.95		ug/L		99	80 - 120	1	30
1,1-Dichloropropene			5.00	4.80		ug/L		96	74 - 120	2	30
1,2-Dichloroethane			5.00	4.89		ug/L		98	69 - 122	2	30
1,2,3-Trichlorobenzene			5.00	5.37		ug/L		107	62 - 141	5	30
1,2,3-Trichloropropane			5.00	5.17		ug/L		103	80 - 125	3	30
Toluene			5.00	4.93		ug/L		99	80 - 120	1	30
Chlorobenzene			5.00	4.94		ug/L		99	80 - 120	1	30
1,2,4-Trimethylbenzene			5.00	4.92		ug/L		98	80 - 120	1	30
1,2,4-Trichlorobenzene			5.00	5.30		ug/L		106	68 - 122	3	30
Dibromochloromethane			5.00	5.05		ug/L		101	80 - 123	1	30
Xylenes, Total			15.0	14.7		ug/L		98	80 - 120	2	30
Tetrachloroethene			5.00	4.83		ug/L		97	80 - 120	0	30
cis-1,2-Dichloroethene			5.00	5.05		ug/L		101	80 - 122	1	30
trans-1,2-Dichloroethene			5.00	5.21		ug/L		104	80 - 122	0	30
Methyl tertiary butyl ether			5.00	4.61		ug/L		92	69 - 120	2	30
1,3,5-Trimethylbenzene			5.00	5.01		ug/L		100	80 - 120	1	30
1,3-Dichlorobenzene			5.00	5.08		ug/L		102	80 - 120	2	30
1,3-Dichloropropane			5.00	4.89		ug/L		98	80 - 120	2	30
Chloroform			5.00	5.05		ug/L		101	80 - 120	1	30
Benzene			5.00	4.85		ug/L		97	80 - 120	0	30
1,1,1-Trichloroethane			5.00	5.09		ug/L		102	78 - 126	0	30
Bromomethane			5.00	4.80		ug/L		96	63 - 120	1	30
Chloromethane			5.00	4.52		ug/L		90	56 - 124	0	30
Chloroethane			5.00	4.83		ug/L		97	63 - 120	2	30
2,2-Dichloropropane			5.00	5.17		ug/L		103	77 - 128	1	30
Vinyl chloride			5.00	4.91		ug/L		98	60 - 125	2	30
Methylene Chloride			5.00	5.24		ug/L		105	80 - 120	1	30
Carbon disulfide			5.00	4.86		ug/L		97	67 - 130	4	30
Bromoform			5.00	5.14		ug/L		103	75 - 126	1	30
Bromodichloromethane			5.00	5.02		ug/L		100	80 - 123	1	30
1,1-Dichloroethane			5.00	5.15		ug/L		103	74 - 120	3	30
2-Chlorotoluene			5.00	4.98		ug/L		100	80 - 120	3	30

Method: 8260C LL - Volatile Organic Compounds by GC/MS (Continued)

Lab Sample ID: LCSD 410-659876/6
Matrix: Water
Analysis Batch: 659876

Client Sample ID: Lab Control Sample Dup
Prep Type: Total/NA

Analyte	Spike Added	LCSD Result	LCSD Qualifier	Unit	D	%Rec	%Rec Limits	RPD	RPD Limit
1,1-Dichloroethene	5.00	5.45		ug/L		109	80 - 131	1	30
Trichlorofluoromethane	5.00	4.95		ug/L		99	53 - 136	1	30
4-Chlorotoluene	5.00	5.00		ug/L		100	80 - 120	4	30
Dichlorodifluoromethane	5.00	4.35		ug/L		87	43 - 123	7	30
1,2-Dichloropropane	5.00	4.92		ug/L		98	80 - 120	1	30
1,1,2-Trichloroethane	5.00	5.01		ug/L		100	80 - 120	2	30
Acrylonitrile	25.0	26.4		ug/L		106	64 - 139	1	30
Trichloroethene	5.00	4.97		ug/L		99	80 - 120	1	30
1,1,2,2-Tetrachloroethane	5.00	5.06		ug/L		101	75 - 123	3	30
1,2-Dichlorobenzene	5.00	5.13		ug/L		103	80 - 120	2	30
1,2-Dibromo-3-Chloropropane	5.00	5.15		ug/L		103	75 - 124	5	30
Bromobenzene	5.00	5.05		ug/L		101	80 - 120	2	30
Bromochloromethane	5.00	5.10		ug/L		102	80 - 133	1	30
Isopropylbenzene	5.00	5.56		ug/L		111	80 - 120	1	30
Dibromomethane	5.00	5.08		ug/L		102	80 - 122	2	30
di-Isopropyl ether	5.00	4.70		ug/L		94	75 - 120	3	30
Ethyl t-butyl ether	5.00	4.45		ug/L		89	57 - 126	2	30
Hexachlorobutadiene	5.00	5.32		ug/L		106	72 - 132	2	30
Naphthalene	5.00	5.40		ug/L		108	64 - 135	5	30
n-Butylbenzene	5.00	5.04		ug/L		101	74 - 123	2	30
N-Propylbenzene	5.00	4.98		ug/L		100	74 - 122	1	30
p-Isopropyltoluene	5.00	4.96		ug/L		99	80 - 120	3	30
sec-Butylbenzene	5.00	4.97		ug/L		99	80 - 120	2	30
t-Amyl methyl ether	5.00	4.70		ug/L		94	55 - 146	2	30
t-Butyl alcohol	50.0	49.0		ug/L		98	62 - 138	3	30
tert-Butylbenzene	5.00	4.46		ug/L		89	79 - 120	1	30
trans-1,4-Dichloro-2-butene	25.0	25.7		ug/L		103	13 - 144	2	30

Surrogate	*LCSD %Recovery*	*LCSD Qualifier*	*Limits*
1,2-Dichloroethane-d4 (Surr)	*105*		*80 - 120*
Dibromofluoromethane (Surr)	*103*		*80 - 120*
4-Bromofluorobenzene (Surr)	*98*		*80 - 120*
Toluene-d8 (Surr)	*99*		*80 - 120*

Method: 8015D - Gasoline Range Organics (GRO) (GC)

Lab Sample ID: MB 410-659236/5
Matrix: Water
Analysis Batch: 659236

Client Sample ID: Method Blank
Prep Type: Total/NA

Analyte	MB Result	MB Qualifier	RL	MDL	Unit	D	Prepared	Analyzed	Dil Fac
GRO (1C)	ND		0.050	0.023	mg/L			06/18/25 09:45	1

Surrogate	*MB %Recovery*	*MB Qualifier*	*Limits*	*Prepared*	*Analyzed*	*Dil Fac*
a,a,a-Trifluorotoluene (fid) (1C)	*94*		*63 - 135*		*06/18/25 09:45*	*1*

Method: 8015D - Gasoline Range Organics (GRO) (GC) (Continued)

Lab Sample ID: LCS 410-659236/6
Matrix: Water
Analysis Batch: 659236

Client Sample ID: Lab Control Sample
Prep Type: Total/NA

Analyte			Spike Added	LCS Result	LCS Qualifier	Unit	D	%Rec	%Rec Limits		
Gasoline (Unleaded) (1C)			1100	1030		ug/L		93	66 - 120		

Surrogate	*LCS %Recovery*	*LCS Qualifier*	*Limits*
a,a,a-Trifluorotoluene (fid) (1C)	*84*		*63 - 135*

Lab Sample ID: LCSD 410-659236/7
Matrix: Water
Analysis Batch: 659236

Client Sample ID: Lab Control Sample Dup
Prep Type: Total/NA

Analyte			Spike Added	LCSD Result	LCSD Qualifier	Unit	D	%Rec	%Rec Limits	RPD	RPD Limit
Gasoline (Unleaded) (1C)			1100	1060		ug/L		96	66 - 120	3	30

Surrogate	*LCSD %Recovery*	*LCSD Qualifier*	*Limits*
a,a,a-Trifluorotoluene (fid) (1C)	*86*		*63 - 135*

Lab Sample ID: MB 410-659863/5
Matrix: Water
Analysis Batch: 659863

Client Sample ID: Method Blank
Prep Type: Total/NA

Analyte	MB Result	MB Qualifier	RL	MDL	Unit	D	Prepared	Analyzed	Dil Fac
GRO (1C)	ND		0.050	0.023	mg/L			06/19/25 10:03	1

Surrogate	*MB %Recovery*	*MB Qualifier*	*Limits*	*Prepared*	*Analyzed*	*Dil Fac*
a,a,a-Trifluorotoluene (fid) (1C)	*97*		*63 - 135*		*06/19/25 10:03*	*1*

Lab Sample ID: LCS 410-659863/6
Matrix: Water
Analysis Batch: 659863

Client Sample ID: Lab Control Sample
Prep Type: Total/NA

Analyte			Spike Added	LCS Result	LCS Qualifier	Unit	D	%Rec	%Rec Limits		
Gasoline (Unleaded) (1C)			1100	1010		ug/L		92	66 - 120		

Surrogate	*LCS %Recovery*	*LCS Qualifier*	*Limits*
a,a,a-Trifluorotoluene (fid) (1C)	*87*		*63 - 135*

Lab Sample ID: LCSD 410-659863/7
Matrix: Water
Analysis Batch: 659863

Client Sample ID: Lab Control Sample Dup
Prep Type: Total/NA

Analyte			Spike Added	LCSD Result	LCSD Qualifier	Unit	D	%Rec	%Rec Limits	RPD	RPD Limit
Gasoline (Unleaded) (1C)			1100	1020		ug/L		93	66 - 120	1	30

Surrogate	*LCSD %Recovery*	*LCSD Qualifier*	*Limits*
a,a,a-Trifluorotoluene (fid) (1C)	*85*		*63 - 135*

Method: 8015D - Diesel Range Organics (DRO) (GC)

Lab Sample ID: MB 410-659164/1-A
Matrix: Water
Analysis Batch: 659500

Client Sample ID: Method Blank
Prep Type: Total/NA
Prep Batch: 659164

Analyte	MB Result	MB Qualifier	RL	MDL	Unit	D	Prepared	Analyzed	Dil Fac
DRO (C10-C28)	ND		110	57	ug/L		06/18/25 06:09	06/18/25 17:01	1

Surrogate	*MB %Recovery*	*MB Qualifier*	*Limits*	*Prepared*	*Analyzed*	*Dil Fac*
o- terphenyl (Surr)	*101*		*37 - 153*	*06/18/25 06:09*	*06/18/25 17:01*	*1*

Lab Sample ID: LCS 410-659164/2-A
Matrix: Water
Analysis Batch: 659500

Client Sample ID: Lab Control Sample
Prep Type: Total/NA
Prep Batch: 659164

Analyte			Spike Added	LCS Result	LCS Qualifier	Unit	D	%Rec	%Rec Limits		
DRO (C10-C28)			2680	3000		ug/L		112	78 - 133		

Surrogate	*LCS %Recovery*	*LCS Qualifier*	*Limits*
o- terphenyl (Surr)	*114*		*37 - 153*

Lab Sample ID: LCSD 410-659164/3-A
Matrix: Water
Analysis Batch: 659500

Client Sample ID: Lab Control Sample Dup
Prep Type: Total/NA
Prep Batch: 659164

Analyte			Spike Added	LCSD Result	LCSD Qualifier	Unit	D	%Rec	%Rec Limits	RPD	RPD Limit
DRO (C10-C28)			2720	3090		ug/L		114	78 - 133	3	20

Surrogate	*LCSD %Recovery*	*LCSD Qualifier*	*Limits*
o- terphenyl (Surr)	*110*		*37 - 153*

GC/MS VOA

Analysis Batch: 659876

Lab Sample ID	Client Sample ID	Prep Type	Matrix	Method	Prep Batch
410-226930-1	MW-6	Total/NA	Water	8260C LL	
410-226930-2	MW-2	Total/NA	Water	8260C LL	
410-226930-3	MW-1	Total/NA	Water	8260C LL	
410-226930-4	MW-17B	Total/NA	Water	8260C LL	
410-226930-5	MW-14B	Total/NA	Water	8260C LL	
410-226930-6	MW-10A	Total/NA	Water	8260C LL	
MB 410-659876/8	Method Blank	Total/NA	Water	8260C LL	
LCS 410-659876/5	Lab Control Sample	Total/NA	Water	8260C LL	
LCSD 410-659876/6	Lab Control Sample Dup	Total/NA	Water	8260C LL	

GC VOA

Analysis Batch: 659236

Lab Sample ID	Client Sample ID	Prep Type	Matrix	Method	Prep Batch
410-226930-1	MW-6	Total/NA	Water	8015D	
MB 410-659236/5	Method Blank	Total/NA	Water	8015D	
LCS 410-659236/6	Lab Control Sample	Total/NA	Water	8015D	
LCSD 410-659236/7	Lab Control Sample Dup	Total/NA	Water	8015D	

Analysis Batch: 659863

Lab Sample ID	Client Sample ID	Prep Type	Matrix	Method	Prep Batch
410-226930-2	MW-2	Total/NA	Water	8015D	
410-226930-3	MW-1	Total/NA	Water	8015D	
410-226930-4	MW-17B	Total/NA	Water	8015D	
410-226930-5	MW-14B	Total/NA	Water	8015D	
410-226930-6	MW-10A	Total/NA	Water	8015D	
MB 410-659863/5	Method Blank	Total/NA	Water	8015D	
LCS 410-659863/6	Lab Control Sample	Total/NA	Water	8015D	
LCSD 410-659863/7	Lab Control Sample Dup	Total/NA	Water	8015D	

GC Semi VOA

Prep Batch: 659164

Lab Sample ID	Client Sample ID	Prep Type	Matrix	Method	Prep Batch
410-226930-1	MW-6	Total/NA	Water	3511	
410-226930-2	MW-2	Total/NA	Water	3511	
410-226930-3	MW-1	Total/NA	Water	3511	
410-226930-4	MW-17B	Total/NA	Water	3511	
410-226930-5	MW-14B	Total/NA	Water	3511	
410-226930-6	MW-10A	Total/NA	Water	3511	
MB 410-659164/1-A	Method Blank	Total/NA	Water	3511	
LCS 410-659164/2-A	Lab Control Sample	Total/NA	Water	3511	
LCSD 410-659164/3-A	Lab Control Sample Dup	Total/NA	Water	3511	

Analysis Batch: 659500

Lab Sample ID	Client Sample ID	Prep Type	Matrix	Method	Prep Batch
410-226930-1	MW-6	Total/NA	Water	8015D	659164
410-226930-2	MW-2	Total/NA	Water	8015D	659164
410-226930-3	MW-1	Total/NA	Water	8015D	659164
410-226930-4	MW-17B	Total/NA	Water	8015D	659164
410-226930-5	MW-14B	Total/NA	Water	8015D	659164
410-226930-6	MW-10A	Total/NA	Water	8015D	659164

GC Semi VOA (Continued)

Analysis Batch: 659500 (Continued)

Lab Sample ID	Client Sample ID	Prep Type	Matrix	Method	Prep Batch
MB 410-659164/1-A	Method Blank	Total/NA	Water	8015D	659164
LCS 410-659164/2-A	Lab Control Sample	Total/NA	Water	8015D	659164
LCSD 410-659164/3-A	Lab Control Sample Dup	Total/NA	Water	8015D	659164

Lab Chronicle

Client: Groundwater & Environmental Services Inc
Project/Site: High's Store No 141

Job ID: 410-226930-1

Client Sample ID: MW-6

Lab Sample ID: 410-226930-1

Date Collected: 06/09/25 13:30
Matrix: Water
Date Received: 06/11/25 16:55

Prep Type	Batch Type	Batch Method	Run	Dilution Factor	Batch Number	Analyst	Lab	Prepared or Analyzed
Total/NA	Analysis	8260C LL		1	659876	N7YK	ELLE	06/19/25 15:33
Total/NA	Analysis	8015D		1	659236	P5AM	ELLE	06/18/25 20:01
Total/NA	Prep	3511			659164	UMAD	ELLE	06/18/25 06:09
Total/NA	Analysis	8015D		1	659500	UHEW	ELLE	06/18/25 18:12

Client Sample ID: MW-2

Lab Sample ID: 410-226930-2

Date Collected: 06/10/25 10:35
Matrix: Water
Date Received: 06/11/25 16:55

Prep Type	Batch Type	Batch Method	Run	Dilution Factor	Batch Number	Analyst	Lab	Prepared or Analyzed
Total/NA	Analysis	8260C LL		1	659876	N7YK	ELLE	06/19/25 15:56
Total/NA	Analysis	8015D		1	659863	P5AM	ELLE	06/19/25 18:37
Total/NA	Prep	3511			659164	UMAD	ELLE	06/18/25 06:09
Total/NA	Analysis	8015D		1	659500	UHEW	ELLE	06/18/25 18:36

Client Sample ID: MW-1

Lab Sample ID: 410-226930-3

Date Collected: 06/10/25 11:35
Matrix: Water
Date Received: 06/11/25 16:55

Prep Type	Batch Type	Batch Method	Run	Dilution Factor	Batch Number	Analyst	Lab	Prepared or Analyzed
Total/NA	Analysis	8260C LL		1	659876	N7YK	ELLE	06/19/25 16:18
Total/NA	Analysis	8015D		1	659863	P5AM	ELLE	06/19/25 19:03
Total/NA	Prep	3511			659164	UMAD	ELLE	06/18/25 06:09
Total/NA	Analysis	8015D		1	659500	UHEW	ELLE	06/18/25 19:00

Client Sample ID: MW-17B

Lab Sample ID: 410-226930-4

Date Collected: 06/10/25 12:40
Matrix: Water
Date Received: 06/11/25 16:55

Prep Type	Batch Type	Batch Method	Run	Dilution Factor	Batch Number	Analyst	Lab	Prepared or Analyzed
Total/NA	Analysis	8260C LL		1	659876	N7YK	ELLE	06/19/25 16:40
Total/NA	Analysis	8015D		1	659863	P5AM	ELLE	06/19/25 19:28
Total/NA	Prep	3511			659164	UMAD	ELLE	06/18/25 06:09
Total/NA	Analysis	8015D		1	659500	UHEW	ELLE	06/18/25 19:24

Client Sample ID: MW-14B

Lab Sample ID: 410-226930-5

Date Collected: 06/10/25 13:30
Matrix: Water
Date Received: 06/11/25 16:55

Prep Type	Batch Type	Batch Method	Run	Dilution Factor	Batch Number	Analyst	Lab	Prepared or Analyzed
Total/NA	Analysis	8260C LL		1	659876	N7YK	ELLE	06/19/25 17:06
Total/NA	Analysis	8015D		1	659863	P5AM	ELLE	06/19/25 19:54
Total/NA	Prep	3511			659164	UMAD	ELLE	06/18/25 06:09
Total/NA	Analysis	8015D		1	659500	UHEW	ELLE	06/18/25 19:48

Lab Chronicle

Client: Groundwater & Environmental Services Inc
Job ID: 410-226930-1
Project/Site: High's Store No 141

Client Sample ID: MW-10A
Lab Sample ID: 410-226930-6

Date Collected: 06/10/25 14:30
Matrix: Water

Date Received: 06/11/25 16:55

Prep Type	Batch Type	Batch Method	Run	Dilution Factor	Batch Number	Analyst	Lab	Prepared or Analyzed
Total/NA	Analysis	8260C LL		1	659876	N7YK	ELLE	06/19/25 17:29
Total/NA	Analysis	8015D		1	659863	P5AM	ELLE	06/19/25 20:19
Total/NA	Prep	3511			659164	UMAD	ELLE	06/18/25 06:09
Total/NA	Analysis	8015D		1	659500	UHEW	ELLE	06/18/25 20:11

Laboratory References:

ELLE = Eurofins Lancaster Laboratories Environment Testing, LLC, 2425 New Holland Pike, Lancaster, PA 17601, TEL (717)656-2300

Accreditation/Certification Summary

Client: Groundwater & Environmental Services Inc
Job ID: 410-226930-1
Project/Site: High's Store No 141

Laboratory: Eurofins Lancaster Laboratories Environment Testing, LLC

Unless otherwise noted, all analytes for this laboratory were covered under each accreditation/certification below.

Authority	Program	Identification Number	Expiration Date
Maryland	State	100	06-30-25

The following analytes are included in this report, but the laboratory is not certified by the governing authority. This list may include analytes for which the agency does not offer certification.

Analysis Method	Prep Method	Matrix	Analyte
8015D		Water	GRO (1C)
8015D	3511	Water	DRO (C10-C28)
8260C LL		Water	1,1,1,2-Tetrachloroethane
8260C LL		Water	1,1,1-Trichloroethane
8260C LL		Water	1,1,2,2-Tetrachloroethane
8260C LL		Water	1,1,2-Trichloroethane
8260C LL		Water	1,1-Dichloroethane
8260C LL		Water	1,1-Dichloroethene
8260C LL		Water	1,1-Dichloropropene
8260C LL		Water	1,2,3-Trichlorobenzene
8260C LL		Water	1,2,3-Trichloropropane
8260C LL		Water	1,2,4-Trichlorobenzene
8260C LL		Water	1,2,4-Trimethylbenzene
8260C LL		Water	1,2-Dibromo-3-Chloropropane
8260C LL		Water	1,2-Dibromoethane
8260C LL		Water	1,2-Dichlorobenzene
8260C LL		Water	1,2-Dichloroethane
8260C LL		Water	1,2-Dichloropropane
8260C LL		Water	1,3,5-Trimethylbenzene
8260C LL		Water	1,3-Dichlorobenzene
8260C LL		Water	1,3-Dichloropropane
8260C LL		Water	1,4-Dichlorobenzene
8260C LL		Water	2,2-Dichloropropane
8260C LL		Water	2-Chlorotoluene
8260C LL		Water	4-Chlorotoluene
8260C LL		Water	Acrylonitrile
8260C LL		Water	Benzene
8260C LL		Water	Bromobenzene
8260C LL		Water	Bromochloromethane
8260C LL		Water	Bromodichloromethane
8260C LL		Water	Bromoform
8260C LL		Water	Bromomethane
8260C LL		Water	Carbon disulfide
8260C LL		Water	Chlorobenzene
8260C LL		Water	Chloroethane
8260C LL		Water	Chloroform
8260C LL		Water	Chloromethane
8260C LL		Water	cis-1,2-Dichloroethene
8260C LL		Water	cis-1,3-Dichloropropene
8260C LL		Water	Dibromochloromethane
8260C LL		Water	Dibromomethane
8260C LL		Water	Dichlorodifluoromethane
8260C LL		Water	di-Isopropyl ether
8260C LL		Water	Ethyl t-butyl ether
8260C LL		Water	Ethylbenzene

Client: Groundwater & Environmental Services Inc
Job ID: 410-226930-1
Project/Site: High's Store No 141

Laboratory: Eurofins Lancaster Laboratories Environment Testing, LLC (Continued)

Unless otherwise noted, all analytes for this laboratory were covered under each accreditation/certification below.

Authority	Program	Identification Number	Expiration Date

The following analytes are included in this report, but the laboratory is not certified by the governing authority. This list may include analytes for which the agency does not offer certification.

Analysis Method	Prep Method	Matrix	Analyte
8260C LL		Water	Hexachlorobutadiene
8260C LL		Water	Isopropylbenzene
8260C LL		Water	Methyl tertiary butyl ether
8260C LL		Water	Methylene Chloride
8260C LL		Water	Naphthalene
8260C LL		Water	n-Butylbenzene
8260C LL		Water	N-Propylbenzene
8260C LL		Water	p-Isopropyltoluene
8260C LL		Water	sec-Butylbenzene
8260C LL		Water	Styrene
8260C LL		Water	t-Amyl methyl ether
8260C LL		Water	t-Butyl alcohol
8260C LL		Water	tert-Butylbenzene
8260C LL		Water	Tetrachloroethene
8260C LL		Water	Toluene
8260C LL		Water	trans-1,2-Dichloroethene
8260C LL		Water	trans-1,3-Dichloropropene
8260C LL		Water	trans-1,4-Dichloro-2-butene
8260C LL		Water	Trichloroethene
8260C LL		Water	Trichlorofluoromethane
8260C LL		Water	Vinyl chloride
8260C LL		Water	Xylenes, Total

Method Summary

Client: Groundwater & Environmental Services Inc
Project/Site: High's Store No 141

Job ID: 410-226930-1

Method	Method Description	Protocol	Laboratory
8260C LL	Volatile Organic Compounds by GC/MS	SW846	ELLE
8015D	Gasoline Range Organics (GRO) (GC)	SW846	ELLE
8015D	Diesel Range Organics (DRO) (GC)	SW846	ELLE
3511	Microextraction of Organic Compounds	SW846	ELLE
5030B	Purge and Trap	SW846	ELLE
5030C	Purge and Trap	SW846	ELLE

Protocol References:

SW846 = "Test Methods For Evaluating Solid Waste, Physical/Chemical Methods", Third Edition, November 1986 And Its Updates.

Laboratory References:

ELLE = Eurofins Lancaster Laboratories Environment Testing, LLC, 2425 New Holland Pike, Lancaster, PA 17601, TEL (717)656-2300

Sample Summary

Client: Groundwater & Environmental Services Inc
Project/Site: High's Store No 141

Job ID: 410-226930-1

Lab Sample ID	Client Sample ID	Matrix	Collected	Received
410-226930-1	MW-6	Water	06/09/25 13:30	06/11/25 16:55
410-226930-2	MW-2	Water	06/10/25 10:35	06/11/25 16:55
410-226930-3	MW-1	Water	06/10/25 11:35	06/11/25 16:55
410-226930-4	MW-17B	Water	06/10/25 12:40	06/11/25 16:55
410-226930-5	MW-14B	Water	06/10/25 13:30	06/11/25 16:55
410-226930-6	MW-10A	Water	06/10/25 14:30	06/11/25 16:55

Environmental Analysis Request/Chain of Custody

410-226930 Chain of Custody

eu Environmental

Acct. # _____ Group # _____ Sample # _____

| | | |

Login Sample Receipt Checklist

Client: Groundwater & Environmental Services Inc

Job Number: 410-226930-1

Login Number: 226930

List Source: Eurofins Lancaster Laboratories Environment Testing, LLC

List Number: 1

Creator: Reiff, Nicole L

Question	Answer	Comment
The cooler's custody seal is intact.	True	
The cooler or samples do not appear to have been compromised or tampered with.	True	
Samples were received on ice.	True	
Cooler Temperature acceptable,where thermal pres is required(</=6C, not frozen).	True	
Cooler Temperature is recorded.	True	
WV:Container Temp acceptable,where thermal pres is required (</=6C, not frozen).	N/A	
WV: Container Temperature is recorded.	N/A	
COC is present.	True	
COC is filled out in ink and legible.	True	
COC is filled out with all pertinent information.	True	
There are no discrepancies between the containers received and the COC.	True	
Sample containers have legible labels.	True	
Containers are not broken or leaking.	True	
Sample collection date/times are provided.	True	
Appropriate sample containers are used.	True	
Sample bottles are completely filled.	True	
There is sufficient vol. for all requested analyses.	True	
Is the Field Sampler's name present on COC?	True	
Sample custody seals are intact.	N/A	
VOA sample vials do not have headspace >6mm in diameter (none, if from WV)?	True	

eurofins | Environment Testing

ANALYTICAL REPORT

PREPARED FOR

Attn: Peter Reichardt
Groundwater & Environmental Services Inc
1350 Blair Drive
Suite H-2
Odenton, Maryland 21113

Generated 6/24/2025 3:33:53 AM

JOB DESCRIPTION

High's Store No 141

JOB NUMBER

410-227294-1

Eurofins Lancaster Laboratories Environment Testing, LLC
2425 New Holland Pike
Lancaster PA 17601

See page two for job notes and contact information.

Job Notes

This report may not be reproduced except in full, and with written approval from the laboratory. The results relate only to the samples tested. For questions please contact the Project Manager at the e-mail address or telephone number listed on this page.

Analytical test results meet all requirements of the associated regulatory program (i.e., NELAC (TNI), DoD, and ISO 17025) unless otherwise noted under the individual analysis.

Authorization



Generated
6/24/2025 3:33:53 AM

Authorized for release by
Amek Carter, Project Manager
Loran.Carter@et.eurofinsus.com
(717)556-7252

Compliance Statement

Analytical test results meet all requirements of the associated regulatory program (e.g., NELAC (TNI), DoD, and ISO 17025) unless otherwise noted under the individual analysis. Data qualifiers are applied to note exceptions. Noncompliant quality control (QC) is further explained in narrative comments.
· QC results that exceed the upper limits and are associated with non-detect samples are qualified but further narration is not required since the bias is high and does not change a non-detect result. Further narration is also not required with QC blank detection when the associated sample concentration is non-detect or more than ten times the level in the blank.
· Matrix QC may not be reported if insufficient sample or site-specific QC samples were not submitted. In these situations, to demonstrate precision and accuracy at a batch level, a LCS/LCSD is performed, unless otherwise specified in the method.
· Surrogate and/or isotope dilution analyte recoveries (if applicable) which are outside of the QC window are confirmed unless attributed to a dilution or otherwise noted in the narrative.
Regulated compliance samples (e.g. SDWA, NPDES) must comply with the associated agency requirements/permits.

Measurement uncertainty values, as applicable, are available upon request.

Test results relate only to the sample tested. Clients should be aware that a critical step in a chemical or microbiological analysis is the collection of the sample. Unless the sample analyzed is truly representative of the bulk of material involved, the test results will be meaningless. If you have questions regarding the proper techniques of collecting samples, please contact us. We cannot be held responsible for sample integrity, however, unless sampling has been performed by a member of our staff. Times are local to the area of activity. Parameters listed in the 40 CFR Part 136 Table II as "analyze immediately" and tested in the laboratory are not performed within 15 minutes of collection.

This report shall not be reproduced except in full, without the written approval of the laboratory.

WARRANTY AND LIMITS OF LIABILITY - In accepting analytical work, we warrant the accuracy of test results for the sample as submitted. The foregoing express warranty is exclusive and is given in lieu of all other warranties, expressed or implied, except as otherwise agreed. We disclaim any other warranties, expressed or implied, including a warranty of fitness for particular purpose and warranty of merchantability. In no event shall Eurofins Lancaster Laboratories Environmental, LLC be liable for indirect, special, consequential, or incidental damages including, but not limited to, damages for loss of profit or goodwill regardless of (A) the negligence (either sole or concurrent) of Eurofins Lancaster Laboratories Environmental and (B) whether Eurofins Lancaster Laboratories Environmental has been informed of the possibility of such damages. We accept no legal responsibility for the purposes for which the client uses the test results. Except as otherwise agreed, no purchase order or other order for work shall be accepted by Eurofins Lancaster Laboratories Environmental which includes any conditions that vary from the Standard Terms and Conditions, and Eurofins Lancaster Laboratories Environmental hereby objects to any conflicting terms contained in any acceptance or order submitted by client.



Table of Contents

Cover Page 1
Table of Contents 4
Definitions/Glossary 5
Case Narrative 6
Detection Summary 7
Client Sample Results 8
Surrogate Summary 20
QC Sample Results 22
QC Association Summary 28
Lab Chronicle 29
Certification Summary 31
Method Summary 33
Sample Summary 34
Chain of Custody 35
Receipt Checklists 36

Definitions/Glossary

Client: Groundwater & Environmental Services Inc
Job ID: 410-227294-1
Project/Site: High's Store No 141

Qualifiers

GC/MS VOA

Qualifier	Qualifier Description
cn	Refer to Case Narrative for further detail
J	Result is less than the RL but greater than or equal to the MDL and the concentration is an approximate value.

Glossary

Abbreviation	These commonly used abbreviations may or may not be present in this report.
☼	Listed under the "D" column to designate that the result is reported on a dry weight basis
%R	Percent Recovery
CFL	Contains Free Liquid
CFU	Colony Forming Unit
CNF	Contains No Free Liquid
DER	Duplicate Error Ratio (normalized absolute difference)
Dil Fac	Dilution Factor
DL	Detection Limit (DoD/DOE)
DL, RA, RE, IN	Indicates a Dilution, Re-analysis, Re-extraction, or additional Initial metals/anion analysis of the sample
DLC	Decision Level Concentration (Radiochemistry)
EDL	Estimated Detection Limit (Dioxin)
LOD	Limit of Detection (DoD/DOE)
LOQ	Limit of Quantitation (DoD/DOE)
MCL	EPA recommended "Maximum Contaminant Level"
MDA	Minimum Detectable Activity (Radiochemistry)
MDC	Minimum Detectable Concentration (Radiochemistry)
MDL	Method Detection Limit
ML	Minimum Level (Dioxin)
MPN	Most Probable Number
MQL	Method Quantitation Limit
NC	Not Calculated
ND	Not Detected at the reporting limit (or MDL or EDL if shown)
NEG	Negative / Absent
POS	Positive / Present
PQL	Practical Quantitation Limit
PRES	Presumptive
QC	Quality Control
RER	Relative Error Ratio (Radiochemistry)
RL	Reporting Limit or Requested Limit (Radiochemistry)
RPD	Relative Percent Difference, a measure of the relative difference between two points
TEF	Toxicity Equivalent Factor (Dioxin)
TEQ	Toxicity Equivalent Quotient (Dioxin)
TNTC	Too Numerous To Count

Job Narrative
410-227294-1

Analytical test results meet all requirements of the associated regulatory program listed on the Accreditation/Certification Summary Page unless otherwise noted under the individual analysis. Data qualifiers and/or narrative comments are included to explain any exceptions, if applicable.

- Matrix QC may not be reported if insufficient sample is provided or site-specific QC samples were not submitted. In these situations, to demonstrate precision and accuracy at a batch level, a LCS/LCSD may be performed, unless otherwise specified in the method.
- Surrogate and/or isotope dilution analyte recoveries (if applicable) which are outside of the QC window are confirmed unless attributed to a dilution or otherwise noted in the narrative.

Regulated compliance samples (e.g. SDWA, NPDES) must comply with the associated agency requirements/permits.

Receipt
The samples were received on 6/12/2025 7:15 PM. Unless otherwise noted below, the samples arrived in good condition, and, where required, properly preserved and on ice. The temperature of the cooler at receipt time was 3.7°C.

Receipt Exceptions
A trip blank was not submitted for analysis with this sample shipment; and was not listed on the Chain of Custody (COC).

GC/MS VOA
Method 8260C_LL: The continuing calibration verification (CCV) associated with batch 410-661204 recovered above the upper control limit for 1,1,1,2-Tetrachloroethane, cis-1,3-Dichloropropene, trans-1,3-Dichloropropene, 1,2-Dibromoethane, 1,2,3-Trichloropropane, Dibromochloromethane, 1,3-Dichloropropane, Bromoform, Bromodichloromethane, 1,1,2,2-Tetrachloroethane and Dibromomethane. Non-detections of the affected analytes are reported. Any detections are considered estimated.

Method 8260C_LL: The preservative used in the sample containers provided is not compatible with the Method 8260 analytes requested. The following samples were received preserved with hydrochloric acid: MW-11B (410-227294-1), MW-15 (410-227294-2), MW-16A (410-227294-3), MW-16B (410-227294-4), MW-4 (410-227294-5) and RW-1 (410-227294-6). The requested target analyte list includes Acrylonitrile , acid-labile compounds that degrade in an acidic medium.

No additional analytical or quality issues were noted, other than those described above or in the Definitions/ Glossary page.

Gasoline Range Organics
No additional analytical or quality issues were noted, other than those described above or in the Definitions/ Glossary page.

Diesel Range Organics
No additional analytical or quality issues were noted, other than those described above or in the Definitions/ Glossary page.

Detection Summary

Client: Groundwater & Environmental Services Inc
Job ID: 410-227294-1
Project/Site: High's Store No 141

Client Sample ID: MW-11B — Lab Sample ID: 410-227294-1

Analyte	Result	Qualifier	RL	MDL	Unit	Dil Fac	D	Method	Prep Type
Methyl tertiary butyl ether	0.20	J	0.50	0.080	ug/L	1		8260C LL	Total/NA

Client Sample ID: MW-15 — Lab Sample ID: 410-227294-2

Analyte	Result	Qualifier	RL	MDL	Unit	Dil Fac	D	Method	Prep Type
Methyl tertiary butyl ether	12		0.50	0.080	ug/L	1		8260C LL	Total/NA
Benzene	0.11	J	0.50	0.10	ug/L	1		8260C LL	Total/NA
di-Isopropyl ether	0.12	J	0.50	0.10	ug/L	1		8260C LL	Total/NA
t-Amyl methyl ether	0.27	J	0.50	0.20	ug/L	1		8260C LL	Total/NA

Client Sample ID: MW-16A — Lab Sample ID: 410-227294-3

Analyte	Result	Qualifier	RL	MDL	Unit	Dil Fac	D	Method	Prep Type
Methyl tertiary butyl ether	0.66		0.50	0.080	ug/L	1		8260C LL	Total/NA

Client Sample ID: MW-16B — Lab Sample ID: 410-227294-4

Analyte	Result	Qualifier	RL	MDL	Unit	Dil Fac	D	Method	Prep Type
Methyl tertiary butyl ether	2.6		0.50	0.080	ug/L	1		8260C LL	Total/NA
di-Isopropyl ether	0.40	J	0.50	0.10	ug/L	1		8260C LL	Total/NA

Client Sample ID: MW-4 — Lab Sample ID: 410-227294-5

Analyte	Result	Qualifier	RL	MDL	Unit	Dil Fac	D	Method	Prep Type
Tetrachloroethene	0.21	J	0.50	0.20	ug/L	1		8260C LL	Total/NA
Methyl tertiary butyl ether	2.2		0.50	0.080	ug/L	1		8260C LL	Total/NA

Client Sample ID: RW-1 — Lab Sample ID: 410-227294-6

Analyte	Result	Qualifier	RL	MDL	Unit	Dil Fac	D	Method	Prep Type
Methyl tertiary butyl ether	0.87		0.50	0.080	ug/L	1		8260C LL	Total/NA

This Detection Summary does not include radiochemical test results.

Client: Groundwater & Environmental Services Inc
Job ID: 410-227294-1
Project/Site: High's Store No 141

Client Sample ID: MW-11B
Lab Sample ID: 410-227294-1
Date Collected: 06/11/25 10:05
Matrix: Water
Date Received: 06/12/25 19:15

Method: SW846 8260C LL - Volatile Organic Compounds by GC/MS

Analyte	Result	Qualifier	RL	MDL	Unit	D	Prepared	Analyzed	Dil Fac
1,1,1,2-Tetrachloroethane	ND	cn	0.50	0.070	ug/L			06/23/25 13:38	1
cis-1,3-Dichloropropene	ND	cn	0.50	0.10	ug/L			06/23/25 13:38	1
trans-1,3-Dichloropropene	ND	cn	0.50	0.080	ug/L			06/23/25 13:38	1
Ethylbenzene	ND		0.50	0.080	ug/L			06/23/25 13:38	1
Styrene	ND		0.50	0.070	ug/L			06/23/25 13:38	1
1,4-Dichlorobenzene	ND		0.50	0.070	ug/L			06/23/25 13:38	1
1,2-Dibromoethane	ND	cn	0.50	0.080	ug/L			06/23/25 13:38	1
1,1-Dichloropropene	ND		0.50	0.10	ug/L			06/23/25 13:38	1
1,2-Dichloroethane	ND		0.50	0.070	ug/L			06/23/25 13:38	1
1,2,3-Trichlorobenzene	ND		0.50	0.15	ug/L			06/23/25 13:38	1
1,2,3-Trichloropropane	ND	cn	1.0	0.10	ug/L			06/23/25 13:38	1
Toluene	ND		0.50	0.080	ug/L			06/23/25 13:38	1
Chlorobenzene	ND		0.50	0.070	ug/L			06/23/25 13:38	1
1,2,4-Trimethylbenzene	ND		0.50	0.080	ug/L			06/23/25 13:38	1
1,2,4-Trichlorobenzene	ND		0.50	0.070	ug/L			06/23/25 13:38	1
Dibromochloromethane	ND	cn	0.50	0.080	ug/L			06/23/25 13:38	1
Xylenes, Total	ND		1.0	0.070	ug/L			06/23/25 13:38	1
Tetrachloroethene	ND		0.50	0.20	ug/L			06/23/25 13:38	1
cis-1,2-Dichloroethene	ND		0.50	0.080	ug/L			06/23/25 13:38	1
trans-1,2-Dichloroethene	ND		0.50	0.10	ug/L			06/23/25 13:38	1
Methyl tertiary butyl ether	**0.20**	**J**	0.50	0.080	ug/L			06/23/25 13:38	1
1,3,5-Trimethylbenzene	ND		0.50	0.080	ug/L			06/23/25 13:38	1
1,3-Dichlorobenzene	ND		0.50	0.070	ug/L			06/23/25 13:38	1
1,3-Dichloropropane	ND	cn	0.50	0.080	ug/L			06/23/25 13:38	1
Chloroform	ND		0.50	0.090	ug/L			06/23/25 13:38	1
Benzene	ND		0.50	0.10	ug/L			06/23/25 13:38	1
1,1,1-Trichloroethane	ND		0.50	0.080	ug/L			06/23/25 13:38	1
Bromomethane	ND		0.50	0.10	ug/L			06/23/25 13:38	1
Chloromethane	ND		0.50	0.10	ug/L			06/23/25 13:38	1
Chloroethane	ND		0.50	0.10	ug/L			06/23/25 13:38	1
2,2-Dichloropropane	ND		0.50	0.10	ug/L			06/23/25 13:38	1
Vinyl chloride	ND		0.50	0.10	ug/L			06/23/25 13:38	1
Methylene Chloride	ND		0.50	0.20	ug/L			06/23/25 13:38	1
Carbon disulfide	ND		1.0	0.10	ug/L			06/23/25 13:38	1
Bromoform	ND	cn	1.0	0.30	ug/L			06/23/25 13:38	1
Bromodichloromethane	ND	cn	0.50	0.080	ug/L			06/23/25 13:38	1
1,1-Dichloroethane	ND		0.50	0.10	ug/L			06/23/25 13:38	1
2-Chlorotoluene	ND		0.50	0.080	ug/L			06/23/25 13:38	1
1,1-Dichloroethene	ND		0.50	0.10	ug/L			06/23/25 13:38	1
Trichlorofluoromethane	ND		0.50	0.10	ug/L			06/23/25 13:38	1
4-Chlorotoluene	ND		0.50	0.080	ug/L			06/23/25 13:38	1
Dichlorodifluoromethane	ND		0.50	0.10	ug/L			06/23/25 13:38	1
1,2-Dichloropropane	ND		0.50	0.10	ug/L			06/23/25 13:38	1
1,1,2-Trichloroethane	ND		0.50	0.080	ug/L			06/23/25 13:38	1
Acrylonitrile	ND	cn	5.0	0.40	ug/L			06/23/25 13:38	1
Trichloroethene	ND		0.50	0.080	ug/L			06/23/25 13:38	1
1,1,2,2-Tetrachloroethane	ND	cn	0.50	0.10	ug/L			06/23/25 13:38	1
1,2-Dichlorobenzene	ND		0.50	0.070	ug/L			06/23/25 13:38	1
1,2-Dibromo-3-Chloropropane	ND		0.50	0.10	ug/L			06/23/25 13:38	1

Client Sample ID: MW-11B
Lab Sample ID: 410-227294-1
Date Collected: 06/11/25 10:05
Matrix: Water
Date Received: 06/12/25 19:15

Method: SW846 8260C LL - Volatile Organic Compounds by GC/MS (Continued)

Analyte	Result	Qualifier	RL	MDL	Unit	D	Prepared	Analyzed	Dil Fac
Bromobenzene	ND		0.50	0.080	ug/L			06/23/25 13:38	1
Bromochloromethane	ND		0.50	0.080	ug/L			06/23/25 13:38	1
Isopropylbenzene	ND		0.50	0.080	ug/L			06/23/25 13:38	1
Dibromomethane	ND	cn	0.50	0.080	ug/L			06/23/25 13:38	1
di-Isopropyl ether	ND		0.50	0.10	ug/L			06/23/25 13:38	1
Ethyl t-butyl ether	ND		0.50	0.080	ug/L			06/23/25 13:38	1
Hexachlorobutadiene	ND		0.50	0.080	ug/L			06/23/25 13:38	1
Naphthalene	ND		0.50	0.10	ug/L			06/23/25 13:38	1
n-Butylbenzene	ND		0.50	0.080	ug/L			06/23/25 13:38	1
N-Propylbenzene	ND		0.50	0.10	ug/L			06/23/25 13:38	1
p-Isopropyltoluene	ND		0.50	0.080	ug/L			06/23/25 13:38	1
sec-Butylbenzene	ND		0.50	0.10	ug/L			06/23/25 13:38	1
t-Amyl methyl ether	ND		0.50	0.20	ug/L			06/23/25 13:38	1
t-Butyl alcohol	ND		10	3.0	ug/L			06/23/25 13:38	1
tert-Butylbenzene	ND		0.50	0.080	ug/L			06/23/25 13:38	1
trans-1,4-Dichloro-2-butene	ND		5.0	2.0	ug/L			06/23/25 13:38	1

Surrogate	*%Recovery*	*Qualifier*	*Limits*	*Prepared*	*Analyzed*	*Dil Fac*
1,2-Dichloroethane-d4 (Surr)	*107*		*80 - 120*		*06/23/25 13:38*	*1*
Dibromofluoromethane (Surr)	*113*		*80 - 120*		*06/23/25 13:38*	*1*
4-Bromofluorobenzene (Surr)	*93*		*80 - 120*		*06/23/25 13:38*	*1*
Toluene-d8 (Surr)	*103*		*80 - 120*		*06/23/25 13:38*	*1*

Method: SW846 8015D - Gasoline Range Organics (GRO) (GC)

Analyte	Result	Qualifier	RL	MDL	Unit	D	Prepared	Analyzed	Dil Fac
GRO (1C)	ND		0.050	0.023	mg/L			06/20/25 13:17	1

Surrogate	*%Recovery*	*Qualifier*	*Limits*	*Prepared*	*Analyzed*	*Dil Fac*
a,a,a-Trifluorotoluene (fid) (1C)	*93*		*63 - 135*		*06/20/25 13:17*	*1*

Method: SW846 8015D - Diesel Range Organics (DRO) (GC)

Analyte	Result	Qualifier	RL	MDL	Unit	D	Prepared	Analyzed	Dil Fac
DRO (C10-C28)	ND		110	58	ug/L		06/18/25 06:09	06/18/25 21:23	1

Surrogate	*%Recovery*	*Qualifier*	*Limits*	*Prepared*	*Analyzed*	*Dil Fac*
o- terphenyl (Surr)	*95*		*37 - 153*	*06/18/25 06:09*	*06/18/25 21:23*	*1*

Client: Groundwater & Environmental Services Inc
Job ID: 410-227294-1
Project/Site: High's Store No 141

Client Sample ID: MW-15
Lab Sample ID: 410-227294-2
Date Collected: 06/11/25 11:05
Matrix: Water
Date Received: 06/12/25 19:15

Method: SW846 8260C LL - Volatile Organic Compounds by GC/MS

Analyte	Result	Qualifier	RL	MDL	Unit	D	Prepared	Analyzed	Dil Fac
1,1,1,2-Tetrachloroethane	ND	cn	0.50	0.070	ug/L			06/23/25 14:00	1
cis-1,3-Dichloropropene	ND	cn	0.50	0.10	ug/L			06/23/25 14:00	1
trans-1,3-Dichloropropene	ND	cn	0.50	0.080	ug/L			06/23/25 14:00	1
Ethylbenzene	ND		0.50	0.080	ug/L			06/23/25 14:00	1
Styrene	ND		0.50	0.070	ug/L			06/23/25 14:00	1
1,4-Dichlorobenzene	ND		0.50	0.070	ug/L			06/23/25 14:00	1
1,2-Dibromoethane	ND	cn	0.50	0.080	ug/L			06/23/25 14:00	1
1,1-Dichloropropene	ND		0.50	0.10	ug/L			06/23/25 14:00	1
1,2-Dichloroethane	ND		0.50	0.070	ug/L			06/23/25 14:00	1
1,2,3-Trichlorobenzene	ND		0.50	0.15	ug/L			06/23/25 14:00	1
1,2,3-Trichloropropane	ND	cn	1.0	0.10	ug/L			06/23/25 14:00	1
Toluene	ND		0.50	0.080	ug/L			06/23/25 14:00	1
Chlorobenzene	ND		0.50	0.070	ug/L			06/23/25 14:00	1
1,2,4-Trimethylbenzene	ND		0.50	0.080	ug/L			06/23/25 14:00	1
1,2,4-Trichlorobenzene	ND		0.50	0.070	ug/L			06/23/25 14:00	1
Dibromochloromethane	ND	cn	0.50	0.080	ug/L			06/23/25 14:00	1
Xylenes, Total	ND		1.0	0.070	ug/L			06/23/25 14:00	1
Tetrachloroethene	ND		0.50	0.20	ug/L			06/23/25 14:00	1
cis-1,2-Dichloroethene	ND		0.50	0.080	ug/L			06/23/25 14:00	1
trans-1,2-Dichloroethene	ND		0.50	0.10	ug/L			06/23/25 14:00	1
Methyl tertiary butyl ether	**12**		0.50	0.080	ug/L			06/23/25 14:00	1
1,3,5-Trimethylbenzene	ND		0.50	0.080	ug/L			06/23/25 14:00	1
1,3-Dichlorobenzene	ND		0.50	0.070	ug/L			06/23/25 14:00	1
1,3-Dichloropropane	ND	cn	0.50	0.080	ug/L			06/23/25 14:00	1
Chloroform	ND		0.50	0.090	ug/L			06/23/25 14:00	1
Benzene	**0.11**	**J**	0.50	0.10	ug/L			06/23/25 14:00	1
1,1,1-Trichloroethane	ND		0.50	0.080	ug/L			06/23/25 14:00	1
Bromomethane	ND		0.50	0.10	ug/L			06/23/25 14:00	1
Chloromethane	ND		0.50	0.10	ug/L			06/23/25 14:00	1
Chloroethane	ND		0.50	0.10	ug/L			06/23/25 14:00	1
2,2-Dichloropropane	ND		0.50	0.10	ug/L			06/23/25 14:00	1
Vinyl chloride	ND		0.50	0.10	ug/L			06/23/25 14:00	1
Methylene Chloride	ND		0.50	0.20	ug/L			06/23/25 14:00	1
Carbon disulfide	ND		1.0	0.10	ug/L			06/23/25 14:00	1
Bromoform	ND	cn	1.0	0.30	ug/L			06/23/25 14:00	1
Bromodichloromethane	ND	cn	0.50	0.080	ug/L			06/23/25 14:00	1
1,1-Dichloroethane	ND		0.50	0.10	ug/L			06/23/25 14:00	1
2-Chlorotoluene	ND		0.50	0.080	ug/L			06/23/25 14:00	1
1,1-Dichloroethene	ND		0.50	0.10	ug/L			06/23/25 14:00	1
Trichlorofluoromethane	ND		0.50	0.10	ug/L			06/23/25 14:00	1
4-Chlorotoluene	ND		0.50	0.080	ug/L			06/23/25 14:00	1
Dichlorodifluoromethane	ND		0.50	0.10	ug/L			06/23/25 14:00	1
1,2-Dichloropropane	ND		0.50	0.10	ug/L			06/23/25 14:00	1
1,1,2-Trichloroethane	ND		0.50	0.080	ug/L			06/23/25 14:00	1
Acrylonitrile	ND	cn	5.0	0.40	ug/L			06/23/25 14:00	1
Trichloroethene	ND		0.50	0.080	ug/L			06/23/25 14:00	1
1,1,2,2-Tetrachloroethane	ND	cn	0.50	0.10	ug/L			06/23/25 14:00	1
1,2-Dichlorobenzene	ND		0.50	0.070	ug/L			06/23/25 14:00	1
1,2-Dibromo-3-Chloropropane	ND		0.50	0.10	ug/L			06/23/25 14:00	1

Client Sample ID: MW-15
Lab Sample ID: 410-227294-2
Date Collected: 06/11/25 11:05
Matrix: Water
Date Received: 06/12/25 19:15

Method: SW846 8260C LL - Volatile Organic Compounds by GC/MS (Continued)

Analyte	Result	Qualifier	RL	MDL	Unit	D	Prepared	Analyzed	Dil Fac
Bromobenzene	ND		0.50	0.080	ug/L			06/23/25 14:00	1
Bromochloromethane	ND		0.50	0.080	ug/L			06/23/25 14:00	1
Isopropylbenzene	ND		0.50	0.080	ug/L			06/23/25 14:00	1
Dibromomethane	ND	cn	0.50	0.080	ug/L			06/23/25 14:00	1
di-Isopropyl ether	**0.12**	**J**	0.50	0.10	ug/L			06/23/25 14:00	1
Ethyl t-butyl ether	ND		0.50	0.080	ug/L			06/23/25 14:00	1
Hexachlorobutadiene	ND		0.50	0.080	ug/L			06/23/25 14:00	1
Naphthalene	ND		0.50	0.10	ug/L			06/23/25 14:00	1
n-Butylbenzene	ND		0.50	0.080	ug/L			06/23/25 14:00	1
N-Propylbenzene	ND		0.50	0.10	ug/L			06/23/25 14:00	1
p-Isopropyltoluene	ND		0.50	0.080	ug/L			06/23/25 14:00	1
sec-Butylbenzene	ND		0.50	0.10	ug/L			06/23/25 14:00	1
t-Amyl methyl ether	**0.27**	**J**	0.50	0.20	ug/L			06/23/25 14:00	1
t-Butyl alcohol	ND		10	3.0	ug/L			06/23/25 14:00	1
tert-Butylbenzene	ND		0.50	0.080	ug/L			06/23/25 14:00	1
trans-1,4-Dichloro-2-butene	ND		5.0	2.0	ug/L			06/23/25 14:00	1

Surrogate	*%Recovery*	*Qualifier*	*Limits*	*Prepared*	*Analyzed*	*Dil Fac*
1,2-Dichloroethane-d4 (Surr)	*105*		*80 - 120*		*06/23/25 14:00*	*1*
Dibromofluoromethane (Surr)	*112*		*80 - 120*		*06/23/25 14:00*	*1*
4-Bromofluorobenzene (Surr)	*93*		*80 - 120*		*06/23/25 14:00*	*1*
Toluene-d8 (Surr)	*103*		*80 - 120*		*06/23/25 14:00*	*1*

Method: SW846 8015D - Gasoline Range Organics (GRO) (GC)

Analyte	Result	Qualifier	RL	MDL	Unit	D	Prepared	Analyzed	Dil Fac
GRO (1C)	ND		0.050	0.023	mg/L			06/20/25 13:43	1

Surrogate	*%Recovery*	*Qualifier*	*Limits*	*Prepared*	*Analyzed*	*Dil Fac*
a,a,a-Trifluorotoluene (fid) (1C)	*93*		*63 - 135*		*06/20/25 13:43*	*1*

Method: SW846 8015D - Diesel Range Organics (DRO) (GC)

Analyte	Result	Qualifier	RL	MDL	Unit	D	Prepared	Analyzed	Dil Fac
DRO (C10-C28)	ND		110	57	ug/L		06/18/25 06:09	06/18/25 21:47	1

Surrogate	*%Recovery*	*Qualifier*	*Limits*	*Prepared*	*Analyzed*	*Dil Fac*
o- terphenyl (Surr)	*98*		*37 - 153*	*06/18/25 06:09*	*06/18/25 21:47*	*1*

Client: Groundwater & Environmental Services Inc
Job ID: 410-227294-1
Project/Site: High's Store No 141

Client Sample ID: MW-16A
Lab Sample ID: 410-227294-3
Date Collected: 06/11/25 12:00
Matrix: Water
Date Received: 06/12/25 19:15

Method: SW846 8260C LL - Volatile Organic Compounds by GC/MS

Analyte	Result	Qualifier	RL	MDL	Unit	D	Prepared	Analyzed	Dil Fac
1,1,1,2-Tetrachloroethane	ND	cn	0.50	0.070	ug/L			06/23/25 14:22	1
cis-1,3-Dichloropropene	ND	cn	0.50	0.10	ug/L			06/23/25 14:22	1
trans-1,3-Dichloropropene	ND	cn	0.50	0.080	ug/L			06/23/25 14:22	1
Ethylbenzene	ND		0.50	0.080	ug/L			06/23/25 14:22	1
Styrene	ND		0.50	0.070	ug/L			06/23/25 14:22	1
1,4-Dichlorobenzene	ND		0.50	0.070	ug/L			06/23/25 14:22	1
1,2-Dibromoethane	ND	cn	0.50	0.080	ug/L			06/23/25 14:22	1
1,1-Dichloropropene	ND		0.50	0.10	ug/L			06/23/25 14:22	1
1,2-Dichloroethane	ND		0.50	0.070	ug/L			06/23/25 14:22	1
1,2,3-Trichlorobenzene	ND		0.50	0.15	ug/L			06/23/25 14:22	1
1,2,3-Trichloropropane	ND	cn	1.0	0.10	ug/L			06/23/25 14:22	1
Toluene	ND		0.50	0.080	ug/L			06/23/25 14:22	1
Chlorobenzene	ND		0.50	0.070	ug/L			06/23/25 14:22	1
1,2,4-Trimethylbenzene	ND		0.50	0.080	ug/L			06/23/25 14:22	1
1,2,4-Trichlorobenzene	ND		0.50	0.070	ug/L			06/23/25 14:22	1
Dibromochloromethane	ND	cn	0.50	0.080	ug/L			06/23/25 14:22	1
Xylenes, Total	ND		1.0	0.070	ug/L			06/23/25 14:22	1
Tetrachloroethene	ND		0.50	0.20	ug/L			06/23/25 14:22	1
cis-1,2-Dichloroethene	ND		0.50	0.080	ug/L			06/23/25 14:22	1
trans-1,2-Dichloroethene	ND		0.50	0.10	ug/L			06/23/25 14:22	1
Methyl tertiary butyl ether	**0.66**		0.50	0.080	ug/L			06/23/25 14:22	1
1,3,5-Trimethylbenzene	ND		0.50	0.080	ug/L			06/23/25 14:22	1
1,3-Dichlorobenzene	ND		0.50	0.070	ug/L			06/23/25 14:22	1
1,3-Dichloropropane	ND	cn	0.50	0.080	ug/L			06/23/25 14:22	1
Chloroform	ND		0.50	0.090	ug/L			06/23/25 14:22	1
Benzene	ND		0.50	0.10	ug/L			06/23/25 14:22	1
1,1,1-Trichloroethane	ND		0.50	0.080	ug/L			06/23/25 14:22	1
Bromomethane	ND		0.50	0.10	ug/L			06/23/25 14:22	1
Chloromethane	ND		0.50	0.10	ug/L			06/23/25 14:22	1
Chloroethane	ND		0.50	0.10	ug/L			06/23/25 14:22	1
2,2-Dichloropropane	ND		0.50	0.10	ug/L			06/23/25 14:22	1
Vinyl chloride	ND		0.50	0.10	ug/L			06/23/25 14:22	1
Methylene Chloride	ND		0.50	0.20	ug/L			06/23/25 14:22	1
Carbon disulfide	ND		1.0	0.10	ug/L			06/23/25 14:22	1
Bromoform	ND	cn	1.0	0.30	ug/L			06/23/25 14:22	1
Bromodichloromethane	ND	cn	0.50	0.080	ug/L			06/23/25 14:22	1
1,1-Dichloroethane	ND		0.50	0.10	ug/L			06/23/25 14:22	1
2-Chlorotoluene	ND		0.50	0.080	ug/L			06/23/25 14:22	1
1,1-Dichloroethene	ND		0.50	0.10	ug/L			06/23/25 14:22	1
Trichlorofluoromethane	ND		0.50	0.10	ug/L			06/23/25 14:22	1
4-Chlorotoluene	ND		0.50	0.080	ug/L			06/23/25 14:22	1
Dichlorodifluoromethane	ND		0.50	0.10	ug/L			06/23/25 14:22	1
1,2-Dichloropropane	ND		0.50	0.10	ug/L			06/23/25 14:22	1
1,1,2-Trichloroethane	ND		0.50	0.080	ug/L			06/23/25 14:22	1
Acrylonitrile	ND	cn	5.0	0.40	ug/L			06/23/25 14:22	1
Trichloroethene	ND		0.50	0.080	ug/L			06/23/25 14:22	1
1,1,2,2-Tetrachloroethane	ND	cn	0.50	0.10	ug/L			06/23/25 14:22	1
1,2-Dichlorobenzene	ND		0.50	0.070	ug/L			06/23/25 14:22	1
1,2-Dibromo-3-Chloropropane	ND		0.50	0.10	ug/L			06/23/25 14:22	1

Client Sample ID: MW-16A
Lab Sample ID: 410-227294-3
Date Collected: 06/11/25 12:00
Matrix: Water
Date Received: 06/12/25 19:15

Method: SW846 8260C LL - Volatile Organic Compounds by GC/MS (Continued)

Analyte	Result	Qualifier	RL	MDL	Unit	D	Prepared	Analyzed	Dil Fac
Bromobenzene	ND		0.50	0.080	ug/L			06/23/25 14:22	1
Bromochloromethane	ND		0.50	0.080	ug/L			06/23/25 14:22	1
Isopropylbenzene	ND		0.50	0.080	ug/L			06/23/25 14:22	1
Dibromomethane	ND	cn	0.50	0.080	ug/L			06/23/25 14:22	1
di-Isopropyl ether	ND		0.50	0.10	ug/L			06/23/25 14:22	1
Ethyl t-butyl ether	ND		0.50	0.080	ug/L			06/23/25 14:22	1
Hexachlorobutadiene	ND		0.50	0.080	ug/L			06/23/25 14:22	1
Naphthalene	ND		0.50	0.10	ug/L			06/23/25 14:22	1
n-Butylbenzene	ND		0.50	0.080	ug/L			06/23/25 14:22	1
N-Propylbenzene	ND		0.50	0.10	ug/L			06/23/25 14:22	1
p-Isopropyltoluene	ND		0.50	0.080	ug/L			06/23/25 14:22	1
sec-Butylbenzene	ND		0.50	0.10	ug/L			06/23/25 14:22	1
t-Amyl methyl ether	ND		0.50	0.20	ug/L			06/23/25 14:22	1
t-Butyl alcohol	ND		10	3.0	ug/L			06/23/25 14:22	1
tert-Butylbenzene	ND		0.50	0.080	ug/L			06/23/25 14:22	1
trans-1,4-Dichloro-2-butene	ND		5.0	2.0	ug/L			06/23/25 14:22	1

Surrogate	*%Recovery*	*Qualifier*	*Limits*	*Prepared*	*Analyzed*	*Dil Fac*
1,2-Dichloroethane-d4 (Surr)	*111*		*80 - 120*		*06/23/25 14:22*	*1*
Dibromofluoromethane (Surr)	*115*		*80 - 120*		*06/23/25 14:22*	*1*
4-Bromofluorobenzene (Surr)	*90*		*80 - 120*		*06/23/25 14:22*	*1*
Toluene-d8 (Surr)	*103*		*80 - 120*		*06/23/25 14:22*	*1*

Method: SW846 8015D - Gasoline Range Organics (GRO) (GC)

Analyte	Result	Qualifier	RL	MDL	Unit	D	Prepared	Analyzed	Dil Fac
GRO (1C)	ND		0.050	0.023	mg/L			06/20/25 14:08	1

Surrogate	*%Recovery*	*Qualifier*	*Limits*	*Prepared*	*Analyzed*	*Dil Fac*
a,a,a-Trifluorotoluene (fid) (1C)	*95*		*63 - 135*		*06/20/25 14:08*	*1*

Method: SW846 8015D - Diesel Range Organics (DRO) (GC)

Analyte	Result	Qualifier	RL	MDL	Unit	D	Prepared	Analyzed	Dil Fac
DRO (C10-C28)	ND		110	57	ug/L		06/18/25 06:09	06/18/25 22:58	1

Surrogate	*%Recovery*	*Qualifier*	*Limits*	*Prepared*	*Analyzed*	*Dil Fac*
o- terphenyl (Surr)	*97*		*37 - 153*	*06/18/25 06:09*	*06/18/25 22:58*	*1*

Client: Groundwater & Environmental Services Inc
Job ID: 410-227294-1
Project/Site: High's Store No 141

Client Sample ID: MW-16B
Lab Sample ID: 410-227294-4
Date Collected: 06/11/25 12:50
Matrix: Water
Date Received: 06/12/25 19:15

Method: SW846 8260C LL - Volatile Organic Compounds by GC/MS

Analyte	Result	Qualifier	RL	MDL	Unit	D	Prepared	Analyzed	Dil Fac
1,1,1,2-Tetrachloroethane	ND	cn	0.50	0.070	ug/L			06/23/25 14:45	1
cis-1,3-Dichloropropene	ND	cn	0.50	0.10	ug/L			06/23/25 14:45	1
trans-1,3-Dichloropropene	ND	cn	0.50	0.080	ug/L			06/23/25 14:45	1
Ethylbenzene	ND		0.50	0.080	ug/L			06/23/25 14:45	1
Styrene	ND		0.50	0.070	ug/L			06/23/25 14:45	1
1,4-Dichlorobenzene	ND		0.50	0.070	ug/L			06/23/25 14:45	1
1,2-Dibromoethane	ND	cn	0.50	0.080	ug/L			06/23/25 14:45	1
1,1-Dichloropropene	ND		0.50	0.10	ug/L			06/23/25 14:45	1
1,2-Dichloroethane	ND		0.50	0.070	ug/L			06/23/25 14:45	1
1,2,3-Trichlorobenzene	ND		0.50	0.15	ug/L			06/23/25 14:45	1
1,2,3-Trichloropropane	ND	cn	1.0	0.10	ug/L			06/23/25 14:45	1
Toluene	ND		0.50	0.080	ug/L			06/23/25 14:45	1
Chlorobenzene	ND		0.50	0.070	ug/L			06/23/25 14:45	1
1,2,4-Trimethylbenzene	ND		0.50	0.080	ug/L			06/23/25 14:45	1
1,2,4-Trichlorobenzene	ND		0.50	0.070	ug/L			06/23/25 14:45	1
Dibromochloromethane	ND	cn	0.50	0.080	ug/L			06/23/25 14:45	1
Xylenes, Total	ND		1.0	0.070	ug/L			06/23/25 14:45	1
Tetrachloroethene	ND		0.50	0.20	ug/L			06/23/25 14:45	1
cis-1,2-Dichloroethene	ND		0.50	0.080	ug/L			06/23/25 14:45	1
trans-1,2-Dichloroethene	ND		0.50	0.10	ug/L			06/23/25 14:45	1
Methyl tertiary butyl ether	**2.6**		0.50	0.080	ug/L			06/23/25 14:45	1
1,3,5-Trimethylbenzene	ND		0.50	0.080	ug/L			06/23/25 14:45	1
1,3-Dichlorobenzene	ND		0.50	0.070	ug/L			06/23/25 14:45	1
1,3-Dichloropropane	ND	cn	0.50	0.080	ug/L			06/23/25 14:45	1
Chloroform	ND		0.50	0.090	ug/L			06/23/25 14:45	1
Benzene	ND		0.50	0.10	ug/L			06/23/25 14:45	1
1,1,1-Trichloroethane	ND		0.50	0.080	ug/L			06/23/25 14:45	1
Bromomethane	ND		0.50	0.10	ug/L			06/23/25 14:45	1
Chloromethane	ND		0.50	0.10	ug/L			06/23/25 14:45	1
Chloroethane	ND		0.50	0.10	ug/L			06/23/25 14:45	1
2,2-Dichloropropane	ND		0.50	0.10	ug/L			06/23/25 14:45	1
Vinyl chloride	ND		0.50	0.10	ug/L			06/23/25 14:45	1
Methylene Chloride	ND		0.50	0.20	ug/L			06/23/25 14:45	1
Carbon disulfide	ND		1.0	0.10	ug/L			06/23/25 14:45	1
Bromoform	ND	cn	1.0	0.30	ug/L			06/23/25 14:45	1
Bromodichloromethane	ND	cn	0.50	0.080	ug/L			06/23/25 14:45	1
1,1-Dichloroethane	ND		0.50	0.10	ug/L			06/23/25 14:45	1
2-Chlorotoluene	ND		0.50	0.080	ug/L			06/23/25 14:45	1
1,1-Dichloroethene	ND		0.50	0.10	ug/L			06/23/25 14:45	1
Trichlorofluoromethane	ND		0.50	0.10	ug/L			06/23/25 14:45	1
4-Chlorotoluene	ND		0.50	0.080	ug/L			06/23/25 14:45	1
Dichlorodifluoromethane	ND		0.50	0.10	ug/L			06/23/25 14:45	1
1,2-Dichloropropane	ND		0.50	0.10	ug/L			06/23/25 14:45	1
1,1,2-Trichloroethane	ND		0.50	0.080	ug/L			06/23/25 14:45	1
Acrylonitrile	ND	cn	5.0	0.40	ug/L			06/23/25 14:45	1
Trichloroethene	ND		0.50	0.080	ug/L			06/23/25 14:45	1
1,1,2,2-Tetrachloroethane	ND	cn	0.50	0.10	ug/L			06/23/25 14:45	1
1,2-Dichlorobenzene	ND		0.50	0.070	ug/L			06/23/25 14:45	1
1,2-Dibromo-3-Chloropropane	ND		0.50	0.10	ug/L			06/23/25 14:45	1

Client Sample ID: MW-16B
Lab Sample ID: 410-227294-4
Date Collected: 06/11/25 12:50
Matrix: Water
Date Received: 06/12/25 19:15

Method: SW846 8260C LL - Volatile Organic Compounds by GC/MS (Continued)

Analyte	Result	Qualifier	RL	MDL	Unit	D	Prepared	Analyzed	Dil Fac
Bromobenzene	ND		0.50	0.080	ug/L			06/23/25 14:45	1
Bromochloromethane	ND		0.50	0.080	ug/L			06/23/25 14:45	1
Isopropylbenzene	ND		0.50	0.080	ug/L			06/23/25 14:45	1
Dibromomethane	ND	cn	0.50	0.080	ug/L			06/23/25 14:45	1
di-Isopropyl ether	**0.40**	**J**	0.50	0.10	ug/L			06/23/25 14:45	1
Ethyl t-butyl ether	ND		0.50	0.080	ug/L			06/23/25 14:45	1
Hexachlorobutadiene	ND		0.50	0.080	ug/L			06/23/25 14:45	1
Naphthalene	ND		0.50	0.10	ug/L			06/23/25 14:45	1
n-Butylbenzene	ND		0.50	0.080	ug/L			06/23/25 14:45	1
N-Propylbenzene	ND		0.50	0.10	ug/L			06/23/25 14:45	1
p-Isopropyltoluene	ND		0.50	0.080	ug/L			06/23/25 14:45	1
sec-Butylbenzene	ND		0.50	0.10	ug/L			06/23/25 14:45	1
t-Amyl methyl ether	ND		0.50	0.20	ug/L			06/23/25 14:45	1
t-Butyl alcohol	ND		10	3.0	ug/L			06/23/25 14:45	1
tert-Butylbenzene	ND		0.50	0.080	ug/L			06/23/25 14:45	1
trans-1,4-Dichloro-2-butene	ND		5.0	2.0	ug/L			06/23/25 14:45	1

Surrogate	*%Recovery*	*Qualifier*	*Limits*	*Prepared*	*Analyzed*	*Dil Fac*
1,2-Dichloroethane-d4 (Surr)	*105*		*80 - 120*		*06/23/25 14:45*	*1*
Dibromofluoromethane (Surr)	*114*		*80 - 120*		*06/23/25 14:45*	*1*
4-Bromofluorobenzene (Surr)	*92*		*80 - 120*		*06/23/25 14:45*	*1*
Toluene-d8 (Surr)	*103*		*80 - 120*		*06/23/25 14:45*	*1*

Method: SW846 8015D - Gasoline Range Organics (GRO) (GC)

Analyte	Result	Qualifier	RL	MDL	Unit	D	Prepared	Analyzed	Dil Fac
GRO (1C)	ND		0.050	0.023	mg/L			06/20/25 14:33	1

Surrogate	*%Recovery*	*Qualifier*	*Limits*	*Prepared*	*Analyzed*	*Dil Fac*
a,a,a-Trifluorotoluene (fid) (1C)	*97*		*63 - 135*		*06/20/25 14:33*	*1*

Method: SW846 8015D - Diesel Range Organics (DRO) (GC)

Analyte	Result	Qualifier	RL	MDL	Unit	D	Prepared	Analyzed	Dil Fac
DRO (C10-C28)	ND		110	57	ug/L		06/18/25 06:09	06/18/25 23:22	1

Surrogate	*%Recovery*	*Qualifier*	*Limits*	*Prepared*	*Analyzed*	*Dil Fac*
o- terphenyl (Surr)	*98*		*37 - 153*	*06/18/25 06:09*	*06/18/25 23:22*	*1*

Client: Groundwater & Environmental Services Inc
Job ID: 410-227294-1
Project/Site: High's Store No 141

Client Sample ID: MW-4
Lab Sample ID: 410-227294-5
Date Collected: 06/11/25 14:00
Matrix: Water
Date Received: 06/12/25 19:15

Method: SW846 8260C LL - Volatile Organic Compounds by GC/MS

Analyte	Result	Qualifier	RL	MDL	Unit	D	Prepared	Analyzed	Dil Fac
1,1,1,2-Tetrachloroethane	ND	cn	0.50	0.070	ug/L			06/23/25 15:07	1
cis-1,3-Dichloropropene	ND	cn	0.50	0.10	ug/L			06/23/25 15:07	1
trans-1,3-Dichloropropene	ND	cn	0.50	0.080	ug/L			06/23/25 15:07	1
Ethylbenzene	ND		0.50	0.080	ug/L			06/23/25 15:07	1
Styrene	ND		0.50	0.070	ug/L			06/23/25 15:07	1
1,4-Dichlorobenzene	ND		0.50	0.070	ug/L			06/23/25 15:07	1
1,2-Dibromoethane	ND	cn	0.50	0.080	ug/L			06/23/25 15:07	1
1,1-Dichloropropene	ND		0.50	0.10	ug/L			06/23/25 15:07	1
1,2-Dichloroethane	ND		0.50	0.070	ug/L			06/23/25 15:07	1
1,2,3-Trichlorobenzene	ND		0.50	0.15	ug/L			06/23/25 15:07	1
1,2,3-Trichloropropane	ND	cn	1.0	0.10	ug/L			06/23/25 15:07	1
Toluene	ND		0.50	0.080	ug/L			06/23/25 15:07	1
Chlorobenzene	ND		0.50	0.070	ug/L			06/23/25 15:07	1
1,2,4-Trimethylbenzene	ND		0.50	0.080	ug/L			06/23/25 15:07	1
1,2,4-Trichlorobenzene	ND		0.50	0.070	ug/L			06/23/25 15:07	1
Dibromochloromethane	ND	cn	0.50	0.080	ug/L			06/23/25 15:07	1
Xylenes, Total	ND		1.0	0.070	ug/L			06/23/25 15:07	1
Tetrachloroethene	**0.21**	**J**	0.50	0.20	ug/L			06/23/25 15:07	1
cis-1,2-Dichloroethene	ND		0.50	0.080	ug/L			06/23/25 15:07	1
trans-1,2-Dichloroethene	ND		0.50	0.10	ug/L			06/23/25 15:07	1
Methyl tertiary butyl ether	**2.2**		0.50	0.080	ug/L			06/23/25 15:07	1
1,3,5-Trimethylbenzene	ND		0.50	0.080	ug/L			06/23/25 15:07	1
1,3-Dichlorobenzene	ND		0.50	0.070	ug/L			06/23/25 15:07	1
1,3-Dichloropropane	ND	cn	0.50	0.080	ug/L			06/23/25 15:07	1
Chloroform	ND		0.50	0.090	ug/L			06/23/25 15:07	1
Benzene	ND		0.50	0.10	ug/L			06/23/25 15:07	1
1,1,1-Trichloroethane	ND		0.50	0.080	ug/L			06/23/25 15:07	1
Bromomethane	ND		0.50	0.10	ug/L			06/23/25 15:07	1
Chloromethane	ND		0.50	0.10	ug/L			06/23/25 15:07	1
Chloroethane	ND		0.50	0.10	ug/L			06/23/25 15:07	1
2,2-Dichloropropane	ND		0.50	0.10	ug/L			06/23/25 15:07	1
Vinyl chloride	ND		0.50	0.10	ug/L			06/23/25 15:07	1
Methylene Chloride	ND		0.50	0.20	ug/L			06/23/25 15:07	1
Carbon disulfide	ND		1.0	0.10	ug/L			06/23/25 15:07	1
Bromoform	ND	cn	1.0	0.30	ug/L			06/23/25 15:07	1
Bromodichloromethane	ND	cn	0.50	0.080	ug/L			06/23/25 15:07	1
1,1-Dichloroethane	ND		0.50	0.10	ug/L			06/23/25 15:07	1
2-Chlorotoluene	ND		0.50	0.080	ug/L			06/23/25 15:07	1
1,1-Dichloroethene	ND		0.50	0.10	ug/L			06/23/25 15:07	1
Trichlorofluoromethane	ND		0.50	0.10	ug/L			06/23/25 15:07	1
4-Chlorotoluene	ND		0.50	0.080	ug/L			06/23/25 15:07	1
Dichlorodifluoromethane	ND		0.50	0.10	ug/L			06/23/25 15:07	1
1,2-Dichloropropane	ND		0.50	0.10	ug/L			06/23/25 15:07	1
1,1,2-Trichloroethane	ND		0.50	0.080	ug/L			06/23/25 15:07	1
Acrylonitrile	ND	cn	5.0	0.40	ug/L			06/23/25 15:07	1
Trichloroethene	ND		0.50	0.080	ug/L			06/23/25 15:07	1
1,1,2,2-Tetrachloroethane	ND	cn	0.50	0.10	ug/L			06/23/25 15:07	1
1,2-Dichlorobenzene	ND		0.50	0.070	ug/L			06/23/25 15:07	1
1,2-Dibromo-3-Chloropropane	ND		0.50	0.10	ug/L			06/23/25 15:07	1

Client Sample ID: MW-4
Lab Sample ID: 410-227294-5
Date Collected: 06/11/25 14:00
Matrix: Water
Date Received: 06/12/25 19:15

Method: SW846 8260C LL - Volatile Organic Compounds by GC/MS (Continued)

Analyte	Result	Qualifier	RL	MDL	Unit	D	Prepared	Analyzed	Dil Fac
Bromobenzene	ND		0.50	0.080	ug/L			06/23/25 15:07	1
Bromochloromethane	ND		0.50	0.080	ug/L			06/23/25 15:07	1
Isopropylbenzene	ND		0.50	0.080	ug/L			06/23/25 15:07	1
Dibromomethane	ND	cn	0.50	0.080	ug/L			06/23/25 15:07	1
di-Isopropyl ether	ND		0.50	0.10	ug/L			06/23/25 15:07	1
Ethyl t-butyl ether	ND		0.50	0.080	ug/L			06/23/25 15:07	1
Hexachlorobutadiene	ND		0.50	0.080	ug/L			06/23/25 15:07	1
Naphthalene	ND		0.50	0.10	ug/L			06/23/25 15:07	1
n-Butylbenzene	ND		0.50	0.080	ug/L			06/23/25 15:07	1
N-Propylbenzene	ND		0.50	0.10	ug/L			06/23/25 15:07	1
p-Isopropyltoluene	ND		0.50	0.080	ug/L			06/23/25 15:07	1
sec-Butylbenzene	ND		0.50	0.10	ug/L			06/23/25 15:07	1
t-Amyl methyl ether	ND		0.50	0.20	ug/L			06/23/25 15:07	1
t-Butyl alcohol	ND		10	3.0	ug/L			06/23/25 15:07	1
tert-Butylbenzene	ND		0.50	0.080	ug/L			06/23/25 15:07	1
trans-1,4-Dichloro-2-butene	ND		5.0	2.0	ug/L			06/23/25 15:07	1

Surrogate	*%Recovery*	*Qualifier*	*Limits*	*Prepared*	*Analyzed*	*Dil Fac*
1,2-Dichloroethane-d4 (Surr)	*109*		*80 - 120*		*06/23/25 15:07*	*1*
Dibromofluoromethane (Surr)	*114*		*80 - 120*		*06/23/25 15:07*	*1*
4-Bromofluorobenzene (Surr)	*91*		*80 - 120*		*06/23/25 15:07*	*1*
Toluene-d8 (Surr)	*103*		*80 - 120*		*06/23/25 15:07*	*1*

Method: SW846 8015D - Gasoline Range Organics (GRO) (GC)

Analyte	Result	Qualifier	RL	MDL	Unit	D	Prepared	Analyzed	Dil Fac
GRO (1C)	ND		0.050	0.023	mg/L			06/20/25 14:59	1

Surrogate	*%Recovery*	*Qualifier*	*Limits*	*Prepared*	*Analyzed*	*Dil Fac*
a,a,a-Trifluorotoluene (fid) (1C)	*96*		*63 - 135*		*06/20/25 14:59*	*1*

Method: SW846 8015D - Diesel Range Organics (DRO) (GC)

Analyte	Result	Qualifier	RL	MDL	Unit	D	Prepared	Analyzed	Dil Fac
DRO (C10-C28)	ND		110	57	ug/L		06/18/25 06:09	06/18/25 23:46	1

Surrogate	*%Recovery*	*Qualifier*	*Limits*	*Prepared*	*Analyzed*	*Dil Fac*
o- terphenyl (Surr)	*93*		*37 - 153*	*06/18/25 06:09*	*06/18/25 23:46*	*1*

Client: Groundwater & Environmental Services Inc
Job ID: 410-227294-1
Project/Site: High's Store No 141

Client Sample ID: RW-1
Lab Sample ID: 410-227294-6
Date Collected: 06/11/25 14:50
Matrix: Water
Date Received: 06/12/25 19:15

Method: SW846 8260C LL - Volatile Organic Compounds by GC/MS

Analyte	Result	Qualifier	RL	MDL	Unit	D	Prepared	Analyzed	Dil Fac
1,1,1,2-Tetrachloroethane	ND	cn	0.50	0.070	ug/L			06/23/25 15:29	1
cis-1,3-Dichloropropene	ND	cn	0.50	0.10	ug/L			06/23/25 15:29	1
trans-1,3-Dichloropropene	ND	cn	0.50	0.080	ug/L			06/23/25 15:29	1
Ethylbenzene	ND		0.50	0.080	ug/L			06/23/25 15:29	1
Styrene	ND		0.50	0.070	ug/L			06/23/25 15:29	1
1,4-Dichlorobenzene	ND		0.50	0.070	ug/L			06/23/25 15:29	1
1,2-Dibromoethane	ND	cn	0.50	0.080	ug/L			06/23/25 15:29	1
1,1-Dichloropropene	ND		0.50	0.10	ug/L			06/23/25 15:29	1
1,2-Dichloroethane	ND		0.50	0.070	ug/L			06/23/25 15:29	1
1,2,3-Trichlorobenzene	ND		0.50	0.15	ug/L			06/23/25 15:29	1
1,2,3-Trichloropropane	ND	cn	1.0	0.10	ug/L			06/23/25 15:29	1
Toluene	ND		0.50	0.080	ug/L			06/23/25 15:29	1
Chlorobenzene	ND		0.50	0.070	ug/L			06/23/25 15:29	1
1,2,4-Trimethylbenzene	ND		0.50	0.080	ug/L			06/23/25 15:29	1
1,2,4-Trichlorobenzene	ND		0.50	0.070	ug/L			06/23/25 15:29	1
Dibromochloromethane	ND	cn	0.50	0.080	ug/L			06/23/25 15:29	1
Xylenes, Total	ND		1.0	0.070	ug/L			06/23/25 15:29	1
Tetrachloroethene	ND		0.50	0.20	ug/L			06/23/25 15:29	1
cis-1,2-Dichloroethene	ND		0.50	0.080	ug/L			06/23/25 15:29	1
trans-1,2-Dichloroethene	ND		0.50	0.10	ug/L			06/23/25 15:29	1
Methyl tertiary butyl ether	**0.87**		0.50	0.080	ug/L			06/23/25 15:29	1
1,3,5-Trimethylbenzene	ND		0.50	0.080	ug/L			06/23/25 15:29	1
1,3-Dichlorobenzene	ND		0.50	0.070	ug/L			06/23/25 15:29	1
1,3-Dichloropropane	ND	cn	0.50	0.080	ug/L			06/23/25 15:29	1
Chloroform	ND		0.50	0.090	ug/L			06/23/25 15:29	1
Benzene	ND		0.50	0.10	ug/L			06/23/25 15:29	1
1,1,1-Trichloroethane	ND		0.50	0.080	ug/L			06/23/25 15:29	1
Bromomethane	ND		0.50	0.10	ug/L			06/23/25 15:29	1
Chloromethane	ND		0.50	0.10	ug/L			06/23/25 15:29	1
Chloroethane	ND		0.50	0.10	ug/L			06/23/25 15:29	1
2,2-Dichloropropane	ND		0.50	0.10	ug/L			06/23/25 15:29	1
Vinyl chloride	ND		0.50	0.10	ug/L			06/23/25 15:29	1
Methylene Chloride	ND		0.50	0.20	ug/L			06/23/25 15:29	1
Carbon disulfide	ND		1.0	0.10	ug/L			06/23/25 15:29	1
Bromoform	ND	cn	1.0	0.30	ug/L			06/23/25 15:29	1
Bromodichloromethane	ND	cn	0.50	0.080	ug/L			06/23/25 15:29	1
1,1-Dichloroethane	ND		0.50	0.10	ug/L			06/23/25 15:29	1
2-Chlorotoluene	ND		0.50	0.080	ug/L			06/23/25 15:29	1
1,1-Dichloroethene	ND		0.50	0.10	ug/L			06/23/25 15:29	1
Trichlorofluoromethane	ND		0.50	0.10	ug/L			06/23/25 15:29	1
4-Chlorotoluene	ND		0.50	0.080	ug/L			06/23/25 15:29	1
Dichlorodifluoromethane	ND		0.50	0.10	ug/L			06/23/25 15:29	1
1,2-Dichloropropane	ND		0.50	0.10	ug/L			06/23/25 15:29	1
1,1,2-Trichloroethane	ND		0.50	0.080	ug/L			06/23/25 15:29	1
Acrylonitrile	ND	cn	5.0	0.40	ug/L			06/23/25 15:29	1
Trichloroethene	ND		0.50	0.080	ug/L			06/23/25 15:29	1
1,1,2,2-Tetrachloroethane	ND	cn	0.50	0.10	ug/L			06/23/25 15:29	1
1,2-Dichlorobenzene	ND		0.50	0.070	ug/L			06/23/25 15:29	1
1,2-Dibromo-3-Chloropropane	ND		0.50	0.10	ug/L			06/23/25 15:29	1

Client Sample ID: RW-1
Lab Sample ID: 410-227294-6
Date Collected: 06/11/25 14:50
Matrix: Water
Date Received: 06/12/25 19:15

Method: SW846 8260C LL - Volatile Organic Compounds by GC/MS (Continued)

Analyte	Result	Qualifier	RL	MDL	Unit	D	Prepared	Analyzed	Dil Fac
Bromobenzene	ND		0.50	0.080	ug/L			06/23/25 15:29	1
Bromochloromethane	ND		0.50	0.080	ug/L			06/23/25 15:29	1
Isopropylbenzene	ND		0.50	0.080	ug/L			06/23/25 15:29	1
Dibromomethane	ND	cn	0.50	0.080	ug/L			06/23/25 15:29	1
di-Isopropyl ether	ND		0.50	0.10	ug/L			06/23/25 15:29	1
Ethyl t-butyl ether	ND		0.50	0.080	ug/L			06/23/25 15:29	1
Hexachlorobutadiene	ND		0.50	0.080	ug/L			06/23/25 15:29	1
Naphthalene	ND		0.50	0.10	ug/L			06/23/25 15:29	1
n-Butylbenzene	ND		0.50	0.080	ug/L			06/23/25 15:29	1
N-Propylbenzene	ND		0.50	0.10	ug/L			06/23/25 15:29	1
p-Isopropyltoluene	ND		0.50	0.080	ug/L			06/23/25 15:29	1
sec-Butylbenzene	ND		0.50	0.10	ug/L			06/23/25 15:29	1
t-Amyl methyl ether	ND		0.50	0.20	ug/L			06/23/25 15:29	1
t-Butyl alcohol	ND		10	3.0	ug/L			06/23/25 15:29	1
tert-Butylbenzene	ND		0.50	0.080	ug/L			06/23/25 15:29	1
trans-1,4-Dichloro-2-butene	ND		5.0	2.0	ug/L			06/23/25 15:29	1

Surrogate	*%Recovery*	*Qualifier*	*Limits*	*Prepared*	*Analyzed*	*Dil Fac*
1,2-Dichloroethane-d4 (Surr)	*106*		*80 - 120*		*06/23/25 15:29*	*1*
Dibromofluoromethane (Surr)	*115*		*80 - 120*		*06/23/25 15:29*	*1*
4-Bromofluorobenzene (Surr)	*90*		*80 - 120*		*06/23/25 15:29*	*1*
Toluene-d8 (Surr)	*102*		*80 - 120*		*06/23/25 15:29*	*1*

Method: SW846 8015D - Gasoline Range Organics (GRO) (GC)

Analyte	Result	Qualifier	RL	MDL	Unit	D	Prepared	Analyzed	Dil Fac
GRO (1C)	ND		0.050	0.023	mg/L			06/20/25 15:24	1

Surrogate	*%Recovery*	*Qualifier*	*Limits*	*Prepared*	*Analyzed*	*Dil Fac*
a,a,a-Trifluorotoluene (fid) (1C)	*97*		*63 - 135*		*06/20/25 15:24*	*1*

Method: SW846 8015D - Diesel Range Organics (DRO) (GC)

Analyte	Result	Qualifier	RL	MDL	Unit	D	Prepared	Analyzed	Dil Fac
DRO (C10-C28)	ND		110	56	ug/L		06/18/25 06:09	06/19/25 00:10	1

Surrogate	*%Recovery*	*Qualifier*	*Limits*	*Prepared*	*Analyzed*	*Dil Fac*
o- terphenyl (Surr)	*94*		*37 - 153*	*06/18/25 06:09*	*06/19/25 00:10*	*1*

Surrogate Summary

Client: Groundwater & Environmental Services Inc
Project/Site: High's Store No 141

Job ID: 410-227294-1

Method: 8260C LL - Volatile Organic Compounds by GC/MS

Matrix: Water — **Prep Type: Total/NA**

		Percent Surrogate Recovery (Acceptance Limits)			
		DCA	DBFM	BFB	TOL
Lab Sample ID	Client Sample ID	(80-120)	(80-120)	(80-120)	(80-120)
410-227294-1	MW-11B	107	113	93	103
410-227294-2	MW-15	105	112	93	103
410-227294-3	MW-16A	111	115	90	103
410-227294-4	MW-16B	105	114	92	103
410-227294-5	MW-4	109	114	91	103
410-227294-6	RW-1	106	115	90	102
LCS 410-661204/4	Lab Control Sample	105	109	98	106
LCSD 410-661204/5	Lab Control Sample Dup	107	109	100	106
MB 410-661204/7	Method Blank	108	110	92	106

Surrogate Legend

DCA = 1,2-Dichloroethane-d4 (Surr)
DBFM = Dibromofluoromethane (Surr)
BFB = 4-Bromofluorobenzene (Surr)
TOL = Toluene-d8 (Surr)

Method: 8015D - Gasoline Range Organics (GRO) (GC)

Matrix: Water — **Prep Type: Total/NA**

		Percent Surrogate Recovery (Acceptance Limits)
		TFT-F1
Lab Sample ID	Client Sample ID	(63-135)
410-227294-1	MW-11B	93
410-227294-2	MW-15	93
410-227294-3	MW-16A	95
410-227294-4	MW-16B	97
410-227294-5	MW-4	96
410-227294-6	RW-1	97
LCS 410-660443/6	Lab Control Sample	85
LCSD 410-660443/7	Lab Control Sample Dup	84
MB 410-660443/5	Method Blank	96

Surrogate Legend

TFT-F = a,a,a-Trifluorotoluene (fid)

Method: 8015D - Diesel Range Organics (DRO) (GC)

Matrix: Water — **Prep Type: Total/NA**

		Percent Surrogate Recovery (Acceptance Limits)
		OTP
Lab Sample ID	Client Sample ID	(37-153)
410-227294-1	MW-11B	95
410-227294-2	MW-15	98
410-227294-3	MW-16A	97
410-227294-4	MW-16B	98
410-227294-5	MW-4	93
410-227294-6	RW-1	94
LCS 410-659164/2-A	Lab Control Sample	114
LCSD 410-659164/3-A	Lab Control Sample Dup	110
MB 410-659164/1-A	Method Blank	101

Surrogate Legend

Surrogate Summary

Client: Groundwater & Environmental Services Inc
Job ID: 410-227294-1
Project/Site: High's Store No 141

OTP = o- terphenyl (Surr)

Method: 8260C LL - Volatile Organic Compounds by GC/MS

Lab Sample ID: MB 410-661204/7
Matrix: Water
Analysis Batch: 661204

Client Sample ID: Method Blank
Prep Type: Total/NA

Analyte	MB Result	MB Qualifier	RL	MDL	Unit	D	Prepared	Analyzed	Dil Fac
1,1,1,2-Tetrachloroethane	ND		0.50	0.070	ug/L			06/23/25 11:38	1
cis-1,3-Dichloropropene	ND		0.50	0.10	ug/L			06/23/25 11:38	1
trans-1,3-Dichloropropene	ND		0.50	0.080	ug/L			06/23/25 11:38	1
Ethylbenzene	ND		0.50	0.080	ug/L			06/23/25 11:38	1
Styrene	ND		0.50	0.070	ug/L			06/23/25 11:38	1
1,4-Dichlorobenzene	ND		0.50	0.070	ug/L			06/23/25 11:38	1
1,2-Dibromoethane	ND		0.50	0.080	ug/L			06/23/25 11:38	1
1,1-Dichloropropene	ND		0.50	0.10	ug/L			06/23/25 11:38	1
1,2-Dichloroethane	ND		0.50	0.070	ug/L			06/23/25 11:38	1
1,2,3-Trichlorobenzene	ND		0.50	0.15	ug/L			06/23/25 11:38	1
1,2,3-Trichloropropane	ND		1.0	0.10	ug/L			06/23/25 11:38	1
Toluene	ND		0.50	0.080	ug/L			06/23/25 11:38	1
Chlorobenzene	ND		0.50	0.070	ug/L			06/23/25 11:38	1
1,2,4-Trimethylbenzene	ND		0.50	0.080	ug/L			06/23/25 11:38	1
1,2,4-Trichlorobenzene	ND		0.50	0.070	ug/L			06/23/25 11:38	1
Dibromochloromethane	ND		0.50	0.080	ug/L			06/23/25 11:38	1
Xylenes, Total	ND		1.0	0.070	ug/L			06/23/25 11:38	1
Tetrachloroethene	ND		0.50	0.20	ug/L			06/23/25 11:38	1
cis-1,2-Dichloroethene	ND		0.50	0.080	ug/L			06/23/25 11:38	1
trans-1,2-Dichloroethene	ND		0.50	0.10	ug/L			06/23/25 11:38	1
Methyl tertiary butyl ether	ND		0.50	0.080	ug/L			06/23/25 11:38	1
1,3,5-Trimethylbenzene	ND		0.50	0.080	ug/L			06/23/25 11:38	1
1,3-Dichlorobenzene	ND		0.50	0.070	ug/L			06/23/25 11:38	1
1,3-Dichloropropane	ND		0.50	0.080	ug/L			06/23/25 11:38	1
Chloroform	ND		0.50	0.090	ug/L			06/23/25 11:38	1
Benzene	ND		0.50	0.10	ug/L			06/23/25 11:38	1
1,1,1-Trichloroethane	ND		0.50	0.080	ug/L			06/23/25 11:38	1
Bromomethane	ND		0.50	0.10	ug/L			06/23/25 11:38	1
Chloromethane	ND		0.50	0.10	ug/L			06/23/25 11:38	1
Chloroethane	ND		0.50	0.10	ug/L			06/23/25 11:38	1
2,2-Dichloropropane	ND		0.50	0.10	ug/L			06/23/25 11:38	1
Vinyl chloride	ND		0.50	0.10	ug/L			06/23/25 11:38	1
Methylene Chloride	ND		0.50	0.20	ug/L			06/23/25 11:38	1
Carbon disulfide	ND		1.0	0.10	ug/L			06/23/25 11:38	1
Bromoform	ND		1.0	0.30	ug/L			06/23/25 11:38	1
Bromodichloromethane	ND		0.50	0.080	ug/L			06/23/25 11:38	1
1,1-Dichloroethane	ND		0.50	0.10	ug/L			06/23/25 11:38	1
2-Chlorotoluene	ND		0.50	0.080	ug/L			06/23/25 11:38	1
1,1-Dichloroethene	ND		0.50	0.10	ug/L			06/23/25 11:38	1
Trichlorofluoromethane	ND		0.50	0.10	ug/L			06/23/25 11:38	1
4-Chlorotoluene	ND		0.50	0.080	ug/L			06/23/25 11:38	1
Dichlorodifluoromethane	ND		0.50	0.10	ug/L			06/23/25 11:38	1
1,2-Dichloropropane	ND		0.50	0.10	ug/L			06/23/25 11:38	1
1,1,2-Trichloroethane	ND		0.50	0.080	ug/L			06/23/25 11:38	1
Acrylonitrile	ND		5.0	0.40	ug/L			06/23/25 11:38	1
Trichloroethene	ND		0.50	0.080	ug/L			06/23/25 11:38	1
1,1,2,2-Tetrachloroethane	ND		0.50	0.10	ug/L			06/23/25 11:38	1
1,2-Dichlorobenzene	ND		0.50	0.070	ug/L			06/23/25 11:38	1

Method: 8260C LL - Volatile Organic Compounds by GC/MS (Continued)

Lab Sample ID: MB 410-661204/7
Matrix: Water
Analysis Batch: 661204

Client Sample ID: Method Blank
Prep Type: Total/NA

Analyte	MB Result	MB Qualifier	RL	MDL	Unit	D	Prepared	Analyzed	Dil Fac
1,2-Dibromo-3-Chloropropane	ND		0.50	0.10	ug/L			06/23/25 11:38	1
Bromobenzene	ND		0.50	0.080	ug/L			06/23/25 11:38	1
Bromochloromethane	ND		0.50	0.080	ug/L			06/23/25 11:38	1
Isopropylbenzene	ND		0.50	0.080	ug/L			06/23/25 11:38	1
Dibromomethane	ND		0.50	0.080	ug/L			06/23/25 11:38	1
di-Isopropyl ether	ND		0.50	0.10	ug/L			06/23/25 11:38	1
Ethyl t-butyl ether	ND		0.50	0.080	ug/L			06/23/25 11:38	1
Hexachlorobutadiene	ND		0.50	0.080	ug/L			06/23/25 11:38	1
Naphthalene	ND		0.50	0.10	ug/L			06/23/25 11:38	1
n-Butylbenzene	ND		0.50	0.080	ug/L			06/23/25 11:38	1
N-Propylbenzene	ND		0.50	0.10	ug/L			06/23/25 11:38	1
p-Isopropyltoluene	ND		0.50	0.080	ug/L			06/23/25 11:38	1
sec-Butylbenzene	ND		0.50	0.10	ug/L			06/23/25 11:38	1
t-Amyl methyl ether	ND		0.50	0.20	ug/L			06/23/25 11:38	1
t-Butyl alcohol	ND		10	3.0	ug/L			06/23/25 11:38	1
tert-Butylbenzene	ND		0.50	0.080	ug/L			06/23/25 11:38	1
trans-1,4-Dichloro-2-butene	ND		5.0	2.0	ug/L			06/23/25 11:38	1

Surrogate	*MB %Recovery*	*MB Qualifier*	*Limits*	*Prepared*	*Analyzed*	*Dil Fac*
1,2-Dichloroethane-d4 (Surr)	*108*		*80 - 120*		*06/23/25 11:38*	*1*
Dibromofluoromethane (Surr)	*110*		*80 - 120*		*06/23/25 11:38*	*1*
4-Bromofluorobenzene (Surr)	*92*		*80 - 120*		*06/23/25 11:38*	*1*
Toluene-d8 (Surr)	*106*		*80 - 120*		*06/23/25 11:38*	*1*

Lab Sample ID: LCS 410-661204/4
Matrix: Water
Analysis Batch: 661204

Client Sample ID: Lab Control Sample
Prep Type: Total/NA

Analyte	Spike Added	LCS Result	LCS Qualifier	Unit	D	%Rec	%Rec Limits
1,1,1,2-Tetrachloroethane	5.00	5.31		ug/L		106	80 - 122
cis-1,3-Dichloropropene	5.00	4.67		ug/L		93	67 - 121
trans-1,3-Dichloropropene	5.00	5.10		ug/L		102	61 - 129
Ethylbenzene	5.00	4.78		ug/L		96	80 - 120
Styrene	5.00	4.82		ug/L		96	80 - 120
1,4-Dichlorobenzene	5.00	4.49		ug/L		90	80 - 120
1,2-Dibromoethane	5.00	5.05		ug/L		101	80 - 120
1,1-Dichloropropene	5.00	4.72		ug/L		94	74 - 120
1,2-Dichloroethane	5.00	4.71		ug/L		94	69 - 122
1,2,3-Trichlorobenzene	5.00	4.40		ug/L		88	62 - 141
1,2,3-Trichloropropane	5.00	4.91		ug/L		98	80 - 125
Toluene	5.00	4.80		ug/L		96	80 - 120
Chlorobenzene	5.00	4.92		ug/L		98	80 - 120
1,2,4-Trimethylbenzene	5.00	4.51		ug/L		90	80 - 120
1,2,4-Trichlorobenzene	5.00	4.31		ug/L		86	68 - 122
Dibromochloromethane	5.00	5.55		ug/L		111	80 - 123
Xylenes, Total	15.0	14.2		ug/L		94	80 - 120
Tetrachloroethene	5.00	4.75		ug/L		95	80 - 120
cis-1,2-Dichloroethene	5.00	4.82		ug/L		96	80 - 122

Method: 8260C LL - Volatile Organic Compounds by GC/MS (Continued)

Lab Sample ID: LCS 410-661204/4
Matrix: Water
Analysis Batch: 661204

Client Sample ID: Lab Control Sample
Prep Type: Total/NA

Analyte	Spike Added	LCS Result	LCS Qualifier	Unit	D	%Rec	%Rec Limits
trans-1,2-Dichloroethene	5.00	4.89		ug/L		98	80 - 122
Methyl tertiary butyl ether	5.00	4.39		ug/L		88	69 - 120
1,3,5-Trimethylbenzene	5.00	4.54		ug/L		91	80 - 120
1,3-Dichlorobenzene	5.00	4.62		ug/L		92	80 - 120
1,3-Dichloropropane	5.00	5.09		ug/L		102	80 - 120
Chloroform	5.00	5.04		ug/L		101	80 - 120
Benzene	5.00	4.79		ug/L		96	80 - 120
1,1,1-Trichloroethane	5.00	5.08		ug/L		102	78 - 126
Bromomethane	5.00	3.95		ug/L		79	63 - 120
Chloromethane	5.00	3.71		ug/L		74	56 - 124
Chloroethane	5.00	3.97		ug/L		79	63 - 120
2,2-Dichloropropane	5.00	5.00		ug/L		100	77 - 128
Vinyl chloride	5.00	3.70		ug/L		74	60 - 125
Methylene Chloride	5.00	5.02		ug/L		100	80 - 120
Carbon disulfide	5.00	5.16		ug/L		103	67 - 130
Bromoform	5.00	5.03		ug/L		101	75 - 126
Bromodichloromethane	5.00	5.30		ug/L		106	80 - 123
1,1-Dichloroethane	5.00	5.12		ug/L		102	74 - 120
2-Chlorotoluene	5.00	4.61		ug/L		92	80 - 120
1,1-Dichloroethene	5.00	5.16		ug/L		103	80 - 131
Trichlorofluoromethane	5.00	3.99		ug/L		80	53 - 136
4-Chlorotoluene	5.00	4.68		ug/L		94	80 - 120
Dichlorodifluoromethane	5.00	3.78		ug/L		76	43 - 123
1,2-Dichloropropane	5.00	5.09		ug/L		102	80 - 120
1,1,2-Trichloroethane	5.00	5.02		ug/L		100	80 - 120
Acrylonitrile	25.0	20.5		ug/L		82	64 - 139
Trichloroethene	5.00	4.66		ug/L		93	80 - 120
1,1,2,2-Tetrachloroethane	5.00	5.05		ug/L		101	75 - 123
1,2-Dichlorobenzene	5.00	4.65		ug/L		93	80 - 120
1,2-Dibromo-3-Chloropropane	5.00	4.39		ug/L		88	75 - 124
Bromobenzene	5.00	4.64		ug/L		93	80 - 120
Bromochloromethane	5.00	5.14		ug/L		103	80 - 133
Isopropylbenzene	5.00	5.13		ug/L		103	80 - 120
Dibromomethane	5.00	5.21		ug/L		104	80 - 122
di-Isopropyl ether	5.00	4.53		ug/L		91	75 - 120
Ethyl t-butyl ether	5.00	4.22		ug/L		84	57 - 126
Hexachlorobutadiene	5.00	4.99		ug/L		100	72 - 132
Naphthalene	5.00	4.18		ug/L		84	64 - 135
n-Butylbenzene	5.00	4.54		ug/L		91	74 - 123
N-Propylbenzene	5.00	4.62		ug/L		92	74 - 122
p-Isopropyltoluene	5.00	4.40		ug/L		88	80 - 120
sec-Butylbenzene	5.00	4.43		ug/L		89	80 - 120
t-Amyl methyl ether	5.00	4.42		ug/L		88	55 - 146
t-Butyl alcohol	50.0	50.0		ug/L		100	62 - 138
tert-Butylbenzene	5.00	4.11		ug/L		82	79 - 120
trans-1,4-Dichloro-2-butene	25.0	18.7		ug/L		75	13 - 144

Method: 8260C LL - Volatile Organic Compounds by GC/MS (Continued)

Lab Sample ID: LCS 410-661204/4
Matrix: Water
Analysis Batch: 661204

Client Sample ID: Lab Control Sample
Prep Type: Total/NA

Surrogate	LCS %Recovery	LCS Qualifier	Limits
1,2-Dichloroethane-d4 (Surr)	105		80 - 120
Dibromofluoromethane (Surr)	109		80 - 120
4-Bromofluorobenzene (Surr)	98		80 - 120
Toluene-d8 (Surr)	106		80 - 120

Lab Sample ID: LCSD 410-661204/5
Matrix: Water
Analysis Batch: 661204

Client Sample ID: Lab Control Sample Dup
Prep Type: Total/NA

Analyte			Spike Added	LCSD Result	LCSD Qualifier	Unit	D	%Rec	%Rec Limits	RPD	RPD Limit
1,1,1,2-Tetrachloroethane			5.00	5.65		ug/L		113	80 - 122	6	30
cis-1,3-Dichloropropene			5.00	5.06		ug/L		101	67 - 121	8	30
trans-1,3-Dichloropropene			5.00	5.43		ug/L		109	61 - 129	6	30
Ethylbenzene			5.00	5.05		ug/L		101	80 - 120	6	30
Styrene			5.00	5.07		ug/L		101	80 - 120	5	30
1,4-Dichlorobenzene			5.00	4.94		ug/L		99	80 - 120	10	30
1,2-Dibromoethane			5.00	5.27		ug/L		105	80 - 120	4	30
1,1-Dichloropropene			5.00	4.98		ug/L		100	74 - 120	5	30
1,2-Dichloroethane			5.00	5.13		ug/L		103	69 - 122	9	30
1,2,3-Trichlorobenzene			5.00	4.57		ug/L		91	62 - 141	4	30
1,2,3-Trichloropropane			5.00	5.28		ug/L		106	80 - 125	7	30
Toluene			5.00	5.08		ug/L		102	80 - 120	6	30
Chlorobenzene			5.00	5.19		ug/L		104	80 - 120	5	30
1,2,4-Trimethylbenzene			5.00	4.82		ug/L		96	80 - 120	7	30
1,2,4-Trichlorobenzene			5.00	4.61		ug/L		92	68 - 122	7	30
Dibromochloromethane			5.00	5.79		ug/L		116	80 - 123	4	30
Xylenes, Total			15.0	15.0		ug/L		100	80 - 120	6	30
Tetrachloroethene			5.00	4.97		ug/L		99	80 - 120	4	30
cis-1,2-Dichloroethene			5.00	5.01		ug/L		100	80 - 122	4	30
trans-1,2-Dichloroethene			5.00	5.33		ug/L		107	80 - 122	9	30
Methyl tertiary butyl ether			5.00	4.74		ug/L		95	69 - 120	8	30
1,3,5-Trimethylbenzene			5.00	4.87		ug/L		97	80 - 120	7	30
1,3-Dichlorobenzene			5.00	4.94		ug/L		99	80 - 120	7	30
1,3-Dichloropropane			5.00	5.33		ug/L		107	80 - 120	5	30
Chloroform			5.00	5.41		ug/L		108	80 - 120	7	30
Benzene			5.00	5.12		ug/L		102	80 - 120	7	30
1,1,1-Trichloroethane			5.00	5.45		ug/L		109	78 - 126	7	30
Bromomethane			5.00	4.22		ug/L		84	63 - 120	7	30
Chloromethane			5.00	4.07		ug/L		81	56 - 124	9	30
Chloroethane			5.00	4.24		ug/L		85	63 - 120	7	30
2,2-Dichloropropane			5.00	5.37		ug/L		107	77 - 128	7	30
Vinyl chloride			5.00	4.02		ug/L		80	60 - 125	8	30
Methylene Chloride			5.00	5.32		ug/L		106	80 - 120	6	30
Carbon disulfide			5.00	5.51		ug/L		110	67 - 130	7	30
Bromoform			5.00	5.33		ug/L		107	75 - 126	6	30
Bromodichloromethane			5.00	5.70		ug/L		114	80 - 123	7	30
1,1-Dichloroethane			5.00	5.49		ug/L		110	74 - 120	7	30
2-Chlorotoluene			5.00	4.96		ug/L		99	80 - 120	7	30

Method: 8260C LL - Volatile Organic Compounds by GC/MS (Continued)

Lab Sample ID: LCSD 410-661204/5
Matrix: Water
Analysis Batch: 661204

Client Sample ID: Lab Control Sample Dup
Prep Type: Total/NA

Analyte			Spike Added	LCSD Result	LCSD Qualifier	Unit	D	%Rec	%Rec Limits	RPD	RPD Limit
1,1-Dichloroethene			5.00	5.65		ug/L		113	80 - 131	9	30
Trichlorofluoromethane			5.00	4.34		ug/L		87	53 - 136	8	30
4-Chlorotoluene			5.00	5.10		ug/L		102	80 - 120	9	30
Dichlorodifluoromethane			5.00	3.88		ug/L		78	43 - 123	3	30
1,2-Dichloropropane			5.00	5.40		ug/L		108	80 - 120	6	30
1,1,2-Trichloroethane			5.00	5.27		ug/L		105	80 - 120	5	30
Acrylonitrile			25.0	21.3		ug/L		85	64 - 139	4	30
Trichloroethene			5.00	5.08		ug/L		102	80 - 120	9	30
1,1,2,2-Tetrachloroethane			5.00	5.42		ug/L		108	75 - 123	7	30
1,2-Dichlorobenzene			5.00	4.94		ug/L		99	80 - 120	6	30
1,2-Dibromo-3-Chloropropane			5.00	4.29		ug/L		86	75 - 124	2	30
Bromobenzene			5.00	4.96		ug/L		99	80 - 120	7	30
Bromochloromethane			5.00	5.52		ug/L		110	80 - 133	7	30
Isopropylbenzene			5.00	5.49		ug/L		110	80 - 120	7	30
Dibromomethane			5.00	5.56		ug/L		111	80 - 122	6	30
di-Isopropyl ether			5.00	4.94		ug/L		99	75 - 120	9	30
Ethyl t-butyl ether			5.00	4.59		ug/L		92	57 - 126	8	30
Hexachlorobutadiene			5.00	5.36		ug/L		107	72 - 132	7	30
Naphthalene			5.00	4.47		ug/L		89	64 - 135	7	30
n-Butylbenzene			5.00	4.86		ug/L		97	74 - 123	7	30
N-Propylbenzene			5.00	4.91		ug/L		98	74 - 122	6	30
p-Isopropyltoluene			5.00	4.77		ug/L		95	80 - 120	8	30
sec-Butylbenzene			5.00	4.77		ug/L		95	80 - 120	7	30
t-Amyl methyl ether			5.00	4.71		ug/L		94	55 - 146	6	30
t-Butyl alcohol			50.0	52.2		ug/L		104	62 - 138	4	30
tert-Butylbenzene			5.00	4.39		ug/L		88	79 - 120	7	30
trans-1,4-Dichloro-2-butene			25.0	19.3		ug/L		77	13 - 144	3	30

Surrogate	*LCSD %Recovery*	*LCSD Qualifier*	*Limits*
1,2-Dichloroethane-d4 (Surr)	*107*		*80 - 120*
Dibromofluoromethane (Surr)	*109*		*80 - 120*
4-Bromofluorobenzene (Surr)	*100*		*80 - 120*
Toluene-d8 (Surr)	*106*		*80 - 120*

Method: 8015D - Gasoline Range Organics (GRO) (GC)

Lab Sample ID: MB 410-660443/5
Matrix: Water
Analysis Batch: 660443

Client Sample ID: Method Blank
Prep Type: Total/NA

Analyte	MB Result	MB Qualifier	RL	MDL	Unit	D	Prepared	Analyzed	Dil Fac
GRO (1C)	ND		0.050	0.023	mg/L			06/20/25 10:18	1

Surrogate	*MB %Recovery*	*MB Qualifier*	*Limits*	*Prepared*	*Analyzed*	*Dil Fac*
a,a,a-Trifluorotoluene (fid) (1C)	*96*		*63 - 135*		*06/20/25 10:18*	*1*

Method: 8015D - Gasoline Range Organics (GRO) (GC) (Continued)

Lab Sample ID: LCS 410-660443/6
Matrix: Water
Analysis Batch: 660443

Client Sample ID: Lab Control Sample
Prep Type: Total/NA

Analyte			Spike Added	LCS Result	LCS Qualifier	Unit	D	%Rec	%Rec Limits		
Gasoline (Unleaded) (1C)			1100	1040		ug/L		94	66 - 120		

Surrogate	*LCS %Recovery*	*LCS Qualifier*	*Limits*
a,a,a-Trifluorotoluene (fid) (1C)	*85*		*63 - 135*

Lab Sample ID: LCSD 410-660443/7
Matrix: Water
Analysis Batch: 660443

Client Sample ID: Lab Control Sample Dup
Prep Type: Total/NA

Analyte			Spike Added	LCSD Result	LCSD Qualifier	Unit	D	%Rec	%Rec Limits	RPD	RPD Limit
Gasoline (Unleaded) (1C)			1100	1060		ug/L		96	66 - 120	2	30

Surrogate	*LCSD %Recovery*	*LCSD Qualifier*	*Limits*
a,a,a-Trifluorotoluene (fid) (1C)	*84*		*63 - 135*

Method: 8015D - Diesel Range Organics (DRO) (GC)

Lab Sample ID: MB 410-659164/1-A
Matrix: Water
Analysis Batch: 659500

Client Sample ID: Method Blank
Prep Type: Total/NA
Prep Batch: 659164

Analyte	MB Result	MB Qualifier	RL	MDL	Unit	D	Prepared	Analyzed	Dil Fac
DRO (C10-C28)	ND		110	57	ug/L		06/18/25 06:09	06/18/25 17:01	1

Surrogate	*MB %Recovery*	*MB Qualifier*	*Limits*	*Prepared*	*Analyzed*	*Dil Fac*
o- terphenyl (Surr)	*101*		*37 - 153*	*06/18/25 06:09*	*06/18/25 17:01*	*1*

Lab Sample ID: LCS 410-659164/2-A
Matrix: Water
Analysis Batch: 659500

Client Sample ID: Lab Control Sample
Prep Type: Total/NA
Prep Batch: 659164

Analyte			Spike Added	LCS Result	LCS Qualifier	Unit	D	%Rec	%Rec Limits		
DRO (C10-C28)			2680	3000		ug/L		112	78 - 133		

Surrogate	*LCS %Recovery*	*LCS Qualifier*	*Limits*
o- terphenyl (Surr)	*114*		*37 - 153*

Lab Sample ID: LCSD 410-659164/3-A
Matrix: Water
Analysis Batch: 659500

Client Sample ID: Lab Control Sample Dup
Prep Type: Total/NA
Prep Batch: 659164

Analyte			Spike Added	LCSD Result	LCSD Qualifier	Unit	D	%Rec	%Rec Limits	RPD	RPD Limit
DRO (C10-C28)			2720	3090		ug/L		114	78 - 133	3	20

Surrogate	*LCSD %Recovery*	*LCSD Qualifier*	*Limits*
o- terphenyl (Surr)	*110*		*37 - 153*

GC/MS VOA

Analysis Batch: 661204

Lab Sample ID	Client Sample ID	Prep Type	Matrix	Method	Prep Batch
410-227294-1	MW-11B	Total/NA	Water	8260C LL	
410-227294-2	MW-15	Total/NA	Water	8260C LL	
410-227294-3	MW-16A	Total/NA	Water	8260C LL	
410-227294-4	MW-16B	Total/NA	Water	8260C LL	
410-227294-5	MW-4	Total/NA	Water	8260C LL	
410-227294-6	RW-1	Total/NA	Water	8260C LL	
MB 410-661204/7	Method Blank	Total/NA	Water	8260C LL	
LCS 410-661204/4	Lab Control Sample	Total/NA	Water	8260C LL	
LCSD 410-661204/5	Lab Control Sample Dup	Total/NA	Water	8260C LL	

GC VOA

Analysis Batch: 660443

Lab Sample ID	Client Sample ID	Prep Type	Matrix	Method	Prep Batch
410-227294-1	MW-11B	Total/NA	Water	8015D	
410-227294-2	MW-15	Total/NA	Water	8015D	
410-227294-3	MW-16A	Total/NA	Water	8015D	
410-227294-4	MW-16B	Total/NA	Water	8015D	
410-227294-5	MW-4	Total/NA	Water	8015D	
410-227294-6	RW-1	Total/NA	Water	8015D	
MB 410-660443/5	Method Blank	Total/NA	Water	8015D	
LCS 410-660443/6	Lab Control Sample	Total/NA	Water	8015D	
LCSD 410-660443/7	Lab Control Sample Dup	Total/NA	Water	8015D	

GC Semi VOA

Prep Batch: 659164

Lab Sample ID	Client Sample ID	Prep Type	Matrix	Method	Prep Batch
410-227294-1	MW-11B	Total/NA	Water	3511	
410-227294-2	MW-15	Total/NA	Water	3511	
410-227294-3	MW-16A	Total/NA	Water	3511	
410-227294-4	MW-16B	Total/NA	Water	3511	
410-227294-5	MW-4	Total/NA	Water	3511	
410-227294-6	RW-1	Total/NA	Water	3511	
MB 410-659164/1-A	Method Blank	Total/NA	Water	3511	
LCS 410-659164/2-A	Lab Control Sample	Total/NA	Water	3511	
LCSD 410-659164/3-A	Lab Control Sample Dup	Total/NA	Water	3511	

Analysis Batch: 659500

Lab Sample ID	Client Sample ID	Prep Type	Matrix	Method	Prep Batch
410-227294-1	MW-11B	Total/NA	Water	8015D	659164
410-227294-2	MW-15	Total/NA	Water	8015D	659164
410-227294-3	MW-16A	Total/NA	Water	8015D	659164
410-227294-4	MW-16B	Total/NA	Water	8015D	659164
410-227294-5	MW-4	Total/NA	Water	8015D	659164
410-227294-6	RW-1	Total/NA	Water	8015D	659164
MB 410-659164/1-A	Method Blank	Total/NA	Water	8015D	659164
LCS 410-659164/2-A	Lab Control Sample	Total/NA	Water	8015D	659164
LCSD 410-659164/3-A	Lab Control Sample Dup	Total/NA	Water	8015D	659164

Lab Chronicle

Client: Groundwater & Environmental Services Inc
Project/Site: High's Store No 141

Job ID: 410-227294-1

Client Sample ID: MW-11B
Date Collected: 06/11/25 10:05
Date Received: 06/12/25 19:15

Lab Sample ID: 410-227294-1
Matrix: Water

Prep Type	Batch Type	Batch Method	Run	Dilution Factor	Batch Number	Analyst	Lab	Prepared or Analyzed
Total/NA	Analysis	8260C LL		1	661204	N7YK	ELLE	06/23/25 13:38
Total/NA	Analysis	8015D		1	660443	P5AM	ELLE	06/20/25 13:17
Total/NA	Prep	3511			659164	UMAD	ELLE	06/18/25 06:09
Total/NA	Analysis	8015D		1	659500	UHEW	ELLE	06/18/25 21:23

Client Sample ID: MW-15
Date Collected: 06/11/25 11:05
Date Received: 06/12/25 19:15

Lab Sample ID: 410-227294-2
Matrix: Water

Prep Type	Batch Type	Batch Method	Run	Dilution Factor	Batch Number	Analyst	Lab	Prepared or Analyzed
Total/NA	Analysis	8260C LL		1	661204	N7YK	ELLE	06/23/25 14:00
Total/NA	Analysis	8015D		1	660443	P5AM	ELLE	06/20/25 13:43
Total/NA	Prep	3511			659164	UMAD	ELLE	06/18/25 06:09
Total/NA	Analysis	8015D		1	659500	UHEW	ELLE	06/18/25 21:47

Client Sample ID: MW-16A
Date Collected: 06/11/25 12:00
Date Received: 06/12/25 19:15

Lab Sample ID: 410-227294-3
Matrix: Water

Prep Type	Batch Type	Batch Method	Run	Dilution Factor	Batch Number	Analyst	Lab	Prepared or Analyzed
Total/NA	Analysis	8260C LL		1	661204	N7YK	ELLE	06/23/25 14:22
Total/NA	Analysis	8015D		1	660443	P5AM	ELLE	06/20/25 14:08
Total/NA	Prep	3511			659164	UMAD	ELLE	06/18/25 06:09
Total/NA	Analysis	8015D		1	659500	UHEW	ELLE	06/18/25 22:58

Client Sample ID: MW-16B
Date Collected: 06/11/25 12:50
Date Received: 06/12/25 19:15

Lab Sample ID: 410-227294-4
Matrix: Water

Prep Type	Batch Type	Batch Method	Run	Dilution Factor	Batch Number	Analyst	Lab	Prepared or Analyzed
Total/NA	Analysis	8260C LL		1	661204	N7YK	ELLE	06/23/25 14:45
Total/NA	Analysis	8015D		1	660443	P5AM	ELLE	06/20/25 14:33
Total/NA	Prep	3511			659164	UMAD	ELLE	06/18/25 06:09
Total/NA	Analysis	8015D		1	659500	UHEW	ELLE	06/18/25 23:22

Client Sample ID: MW-4
Date Collected: 06/11/25 14:00
Date Received: 06/12/25 19:15

Lab Sample ID: 410-227294-5
Matrix: Water

Prep Type	Batch Type	Batch Method	Run	Dilution Factor	Batch Number	Analyst	Lab	Prepared or Analyzed
Total/NA	Analysis	8260C LL		1	661204	N7YK	ELLE	06/23/25 15:07
Total/NA	Analysis	8015D		1	660443	P5AM	ELLE	06/20/25 14:59
Total/NA	Prep	3511			659164	UMAD	ELLE	06/18/25 06:09
Total/NA	Analysis	8015D		1	659500	UHEW	ELLE	06/18/25 23:46

Lab Chronicle

Client: Groundwater & Environmental Services Inc
Job ID: 410-227294-1
Project/Site: High's Store No 141

Client Sample ID: RW-1
Lab Sample ID: 410-227294-6

Date Collected: 06/11/25 14:50
Matrix: Water

Date Received: 06/12/25 19:15

Prep Type	Batch Type	Batch Method	Run	Dilution Factor	Batch Number	Analyst	Lab	Prepared or Analyzed
Total/NA	Analysis	8260C LL		1	661204	N7YK	ELLE	06/23/25 15:29
Total/NA	Analysis	8015D		1	660443	P5AM	ELLE	06/20/25 15:24
Total/NA	Prep	3511			659164	UMAD	ELLE	06/18/25 06:09
Total/NA	Analysis	8015D		1	659500	UHEW	ELLE	06/19/25 00:10

Laboratory References:

ELLE = Eurofins Lancaster Laboratories Environment Testing, LLC, 2425 New Holland Pike, Lancaster, PA 17601, TEL (717)656-2300

Accreditation/Certification Summary

Client: Groundwater & Environmental Services Inc
Job ID: 410-227294-1
Project/Site: High's Store No 141

Laboratory: Eurofins Lancaster Laboratories Environment Testing, LLC

Unless otherwise noted, all analytes for this laboratory were covered under each accreditation/certification below.

Authority	Program	Identification Number	Expiration Date
Maryland	State	100	06-30-25

The following analytes are included in this report, but the laboratory is not certified by the governing authority. This list may include analytes for which the agency does not offer certification.

Analysis Method	Prep Method	Matrix	Analyte
8015D		Water	GRO (1C)
8015D	3511	Water	DRO (C10-C28)
8260C LL		Water	1,1,1,2-Tetrachloroethane
8260C LL		Water	1,1,1-Trichloroethane
8260C LL		Water	1,1,2,2-Tetrachloroethane
8260C LL		Water	1,1,2-Trichloroethane
8260C LL		Water	1,1-Dichloroethane
8260C LL		Water	1,1-Dichloroethene
8260C LL		Water	1,1-Dichloropropene
8260C LL		Water	1,2,3-Trichlorobenzene
8260C LL		Water	1,2,3-Trichloropropane
8260C LL		Water	1,2,4-Trichlorobenzene
8260C LL		Water	1,2,4-Trimethylbenzene
8260C LL		Water	1,2-Dibromo-3-Chloropropane
8260C LL		Water	1,2-Dibromoethane
8260C LL		Water	1,2-Dichlorobenzene
8260C LL		Water	1,2-Dichloroethane
8260C LL		Water	1,2-Dichloropropane
8260C LL		Water	1,3,5-Trimethylbenzene
8260C LL		Water	1,3-Dichlorobenzene
8260C LL		Water	1,3-Dichloropropane
8260C LL		Water	1,4-Dichlorobenzene
8260C LL		Water	2,2-Dichloropropane
8260C LL		Water	2-Chlorotoluene
8260C LL		Water	4-Chlorotoluene
8260C LL		Water	Acrylonitrile
8260C LL		Water	Benzene
8260C LL		Water	Bromobenzene
8260C LL		Water	Bromochloromethane
8260C LL		Water	Bromodichloromethane
8260C LL		Water	Bromoform
8260C LL		Water	Bromomethane
8260C LL		Water	Carbon disulfide
8260C LL		Water	Chlorobenzene
8260C LL		Water	Chloroethane
8260C LL		Water	Chloroform
8260C LL		Water	Chloromethane
8260C LL		Water	cis-1,2-Dichloroethene
8260C LL		Water	cis-1,3-Dichloropropene
8260C LL		Water	Dibromochloromethane
8260C LL		Water	Dibromomethane
8260C LL		Water	Dichlorodifluoromethane
8260C LL		Water	di-Isopropyl ether
8260C LL		Water	Ethyl t-butyl ether
8260C LL		Water	Ethylbenzene

Laboratory: Eurofins Lancaster Laboratories Environment Testing, LLC (Continued)

Unless otherwise noted, all analytes for this laboratory were covered under each accreditation/certification below.

Authority	Program	Identification Number	Expiration Date

The following analytes are included in this report, but the laboratory is not certified by the governing authority. This list may include analytes for which the agency does not offer certification.

Analysis Method	Prep Method	Matrix	Analyte
8260C LL		Water	Hexachlorobutadiene
8260C LL		Water	Isopropylbenzene
8260C LL		Water	Methyl tertiary butyl ether
8260C LL		Water	Methylene Chloride
8260C LL		Water	Naphthalene
8260C LL		Water	n-Butylbenzene
8260C LL		Water	N-Propylbenzene
8260C LL		Water	p-Isopropyltoluene
8260C LL		Water	sec-Butylbenzene
8260C LL		Water	Styrene
8260C LL		Water	t-Amyl methyl ether
8260C LL		Water	t-Butyl alcohol
8260C LL		Water	tert-Butylbenzene
8260C LL		Water	Tetrachloroethene
8260C LL		Water	Toluene
8260C LL		Water	trans-1,2-Dichloroethene
8260C LL		Water	trans-1,3-Dichloropropene
8260C LL		Water	trans-1,4-Dichloro-2-butene
8260C LL		Water	Trichloroethene
8260C LL		Water	Trichlorofluoromethane
8260C LL		Water	Vinyl chloride
8260C LL		Water	Xylenes, Total

Method Summary

Client: Groundwater & Environmental Services Inc
Job ID: 410-227294-1
Project/Site: High's Store No 141

Method	Method Description	Protocol	Laboratory
8260C LL	Volatile Organic Compounds by GC/MS	SW846	ELLE
8015D	Gasoline Range Organics (GRO) (GC)	SW846	ELLE
8015D	Diesel Range Organics (DRO) (GC)	SW846	ELLE
3511	Microextraction of Organic Compounds	SW846	ELLE
5030B	Purge and Trap	SW846	ELLE
5030C	Purge and Trap	SW846	ELLE

Protocol References:

SW846 = "Test Methods For Evaluating Solid Waste, Physical/Chemical Methods", Third Edition, November 1986 And Its Updates.

Laboratory References:

ELLE = Eurofins Lancaster Laboratories Environment Testing, LLC, 2425 New Holland Pike, Lancaster, PA 17601, TEL (717)656-2300

Sample Summary

Client: Groundwater & Environmental Services Inc
Job ID: 410-227294-1
Project/Site: High's Store No 141

Lab Sample ID	Client Sample ID	Matrix	Collected	Received
410-227294-1	MW-11B	Water	06/11/25 10:05	06/12/25 19:15
410-227294-2	MW-15	Water	06/11/25 11:05	06/12/25 19:15
410-227294-3	MW-16A	Water	06/11/25 12:00	06/12/25 19:15
410-227294-4	MW-16B	Water	06/11/25 12:50	06/12/25 19:15
410-227294-5	MW-4	Water	06/11/25 14:00	06/12/25 19:15
410-227294-6	RW-1	Water	06/11/25 14:50	06/12/25 19:15

410-227294 Chain of Custody

Environmental Analysis Request/Chain of Custody

Environmental

Acct. # _____ Group # _____ Sample # _____

| Client: Groundwater & Env. Services, Inc. | | |

Login Sample Receipt Checklist

Client: Groundwater & Environmental Services Inc

Job Number: 410-227294-1

Login Number: 227294

List Source: Eurofins Lancaster Laboratories Environment Testing, LLC

List Number: 1

Creator: Ballard, Megan

Question	Answer	Comment
The cooler's custody seal is intact.	True	
The cooler or samples do not appear to have been compromised or tampered with.	True	
Samples were received on ice.	True	
Cooler Temperature acceptable,where thermal pres is required(</=6C, not frozen).	True	
Cooler Temperature is recorded.	True	
WV:Container Temp acceptable,where thermal pres is required (</=6C, not frozen).	N/A	
WV: Container Temperature is recorded.	N/A	
COC is present.	True	
COC is filled out in ink and legible.	True	
COC is filled out with all pertinent information.	True	
There are no discrepancies between the containers received and the COC.	True	
Sample containers have legible labels.	True	
Containers are not broken or leaking.	True	
Sample collection date/times are provided.	True	
Appropriate sample containers are used.	True	
Sample bottles are completely filled.	True	
There is sufficient vol. for all requested analyses.	True	
Is the Field Sampler's name present on COC?	True	
Sample custody seals are intact.	N/A	
VOA sample vials do not have headspace >6mm in diameter (none, if from WV)?	True	

eurofins | Environment Testing

ANALYTICAL REPORT

PREPARED FOR

Attn: Peter Reichardt
Groundwater & Environmental Services Inc
1350 Blair Drive
Suite H-2
Odenton, Maryland 21113

Generated 6/24/2025 4:33:30 PM

JOB DESCRIPTION

High's Store No 141

JOB NUMBER

410-227295-1

Eurofins Lancaster Laboratories Environment Testing, LLC
2425 New Holland Pike
Lancaster PA 17601

See page two for job notes and contact information.

my EOL

Job Notes

This report may not be reproduced except in full, and with written approval from the laboratory. The results relate only to the samples tested. For questions please contact the Project Manager at the e-mail address or telephone number listed on this page.

Analytical test results meet all requirements of the associated regulatory program (i.e., NELAC (TNI), DoD, and ISO 17025) unless otherwise noted under the individual analysis.

Authorization



Generated
6/24/2025 4:33:30 PM

Authorized for release by
Amek Carter, Project Manager
Loran.Carter@et.eurofinsus.com
(717)556-7252

Compliance Statement

Analytical test results meet all requirements of the associated regulatory program (e.g., NELAC (TNI), DoD, and ISO 17025) unless otherwise noted under the individual analysis. Data qualifiers are applied to note exceptions. Noncompliant quality control (QC) is further explained in narrative comments.
· QC results that exceed the upper limits and are associated with non-detect samples are qualified but further narration is not required since the bias is high and does not change a non-detect result. Further narration is also not required with QC blank detection when the associated sample concentration is non-detect or more than ten times the level in the blank.
· Matrix QC may not be reported if insufficient sample or site-specific QC samples were not submitted. In these situations, to demonstrate precision and accuracy at a batch level, a LCS/LCSD is performed, unless otherwise specified in the method.
· Surrogate and/or isotope dilution analyte recoveries (if applicable) which are outside of the QC window are confirmed unless attributed to a dilution or otherwise noted in the narrative.
Regulated compliance samples (e.g. SDWA, NPDES) must comply with the associated agency requirements/permits.

Measurement uncertainty values, as applicable, are available upon request.

Test results relate only to the sample tested. Clients should be aware that a critical step in a chemical or microbiological analysis is the collection of the sample. Unless the sample analyzed is truly representative of the bulk of material involved, the test results will be meaningless. If you have questions regarding the proper techniques of collecting samples, please contact us. We cannot be held responsible for sample integrity, however, unless sampling has been performed by a member of our staff. Times are local to the area of activity. Parameters listed in the 40 CFR Part 136 Table II as "analyze immediately" and tested in the laboratory are not performed within 15 minutes of collection.

This report shall not be reproduced except in full, without the written approval of the laboratory.

WARRANTY AND LIMITS OF LIABILITY - In accepting analytical work, we warrant the accuracy of test results for the sample as submitted. The foregoing express warranty is exclusive and is given in lieu of all other warranties, expressed or implied, except as otherwise agreed. We disclaim any other warranties, expressed or implied, including a warranty of fitness for particular purpose and warranty of merchantability. In no event shall Eurofins Lancaster Laboratories Environmental, LLC be liable for indirect, special, consequential, or incidental damages including, but not limited to, damages for loss of profit or goodwill regardless of (A) the negligence (either sole or concurrent) of Eurofins Lancaster Laboratories Environmental and (B) whether Eurofins Lancaster Laboratories Environmental has been informed of the possibility of such damages. We accept no legal responsibility for the purposes for which the client uses the test results. Except as otherwise agreed, no purchase order or other order for work shall be accepted by Eurofins Lancaster Laboratories Environmental which includes any conditions that vary from the Standard Terms and Conditions, and Eurofins Lancaster Laboratories Environmental hereby objects to any conflicting terms contained in any acceptance or order submitted by client.



Table of Contents

Cover Page 1
Table of Contents 4
Definitions/Glossary 5
Case Narrative 6
Detection Summary 7
Client Sample Results 8
Surrogate Summary 9
QC Sample Results 10
QC Association Summary 12
Lab Chronicle 13
Certification Summary 14
Method Summary 15
Sample Summary 16
Chain of Custody 17
Receipt Checklists 18

Definitions/Glossary

Client: Groundwater & Environmental Services Inc
Job ID: 410-227295-1
Project/Site: High's Store No 141

Qualifiers

GC/MS VOA

Qualifier	Qualifier Description
J	Result is less than the RL but greater than or equal to the MDL and the concentration is an approximate value.

Glossary

Abbreviation	These commonly used abbreviations may or may not be present in this report.
☼	Listed under the "D" column to designate that the result is reported on a dry weight basis
%R	Percent Recovery
CFL	Contains Free Liquid
CFU	Colony Forming Unit
CNF	Contains No Free Liquid
DER	Duplicate Error Ratio (normalized absolute difference)
Dil Fac	Dilution Factor
DL	Detection Limit (DoD/DOE)
DL, RA, RE, IN	Indicates a Dilution, Re-analysis, Re-extraction, or additional Initial metals/anion analysis of the sample
DLC	Decision Level Concentration (Radiochemistry)
EDL	Estimated Detection Limit (Dioxin)
LOD	Limit of Detection (DoD/DOE)
LOQ	Limit of Quantitation (DoD/DOE)
MCL	EPA recommended "Maximum Contaminant Level"
MDA	Minimum Detectable Activity (Radiochemistry)
MDC	Minimum Detectable Concentration (Radiochemistry)
MDL	Method Detection Limit
ML	Minimum Level (Dioxin)
MPN	Most Probable Number
MQL	Method Quantitation Limit
NC	Not Calculated
ND	Not Detected at the reporting limit (or MDL or EDL if shown)
NEG	Negative / Absent
POS	Positive / Present
PQL	Practical Quantitation Limit
PRES	Presumptive
QC	Quality Control
RER	Relative Error Ratio (Radiochemistry)
RL	Reporting Limit or Requested Limit (Radiochemistry)
RPD	Relative Percent Difference, a measure of the relative difference between two points
TEF	Toxicity Equivalent Factor (Dioxin)
TEQ	Toxicity Equivalent Quotient (Dioxin)
TNTC	Too Numerous To Count

Job Narrative
410-227295-1

Analytical test results meet all requirements of the associated regulatory program listed on the Accreditation/Certification Summary Page unless otherwise noted under the individual analysis. Data qualifiers and/or narrative comments are included to explain any exceptions, if applicable.

- Matrix QC may not be reported if insufficient sample is provided or site-specific QC samples were not submitted. In these situations, to demonstrate precision and accuracy at a batch level, a LCS/LCSD may be performed, unless otherwise specified in the method.
- Surrogate and/or isotope dilution analyte recoveries (if applicable) which are outside of the QC window are confirmed unless attributed to a dilution or otherwise noted in the narrative.

Regulated compliance samples (e.g. SDWA, NPDES) must comply with the associated agency requirements/permits.

Receipt
The sample was received on 6/12/2025 7:15 PM. Unless otherwise noted below, the sample arrived in good condition, and, where required, properly preserved and on ice. The temperature of the cooler at receipt time was 3.7°C.

Receipt Exceptions
A trip blank was not submitted for analysis with this sample shipment; and was not listed on the Chain of Custody (COC).

GC/MS VOA
No additional analytical or quality issues were noted, other than those described above or in the Definitions/ Glossary page.

Detection Summary

Client: Groundwater & Environmental Services Inc
Job ID: 410-227295-1
Project/Site: High's Store No 141

Client Sample ID: 1612-RAY-INF
Lab Sample ID: 410-227295-1

Analyte	Result	Qualifier	RL	MDL	Unit	Dil Fac	D	Method	Prep Type
Methyl tertiary butyl ether	0.28	J	0.50	0.10	ug/L	1		524.2	Total/NA

This Detection Summary does not include radiochemical test results.

Client: Groundwater & Environmental Services Inc
Job ID: 410-227295-1
Project/Site: High's Store No 141

Client Sample ID: 1612-RAY-INF
Lab Sample ID: 410-227295-1
Date Collected: 06/11/25 15:30
Matrix: Water
Date Received: 06/12/25 19:15

Method: EPA-DW 524.2 - Volatile Organic Compounds (GC/MS)

Analyte	Result	Qualifier	RL	MDL	Unit	D	Prepared	Analyzed	Dil Fac
t-Amyl methyl ether	ND		0.50	0.10	ug/L			06/19/25 21:35	1
Benzene	ND		0.50	0.10	ug/L			06/19/25 21:35	1
t-Butyl alcohol	ND		25	2.5	ug/L			06/19/25 21:35	1
Carbon tetrachloride	ND		0.50	0.10	ug/L			06/19/25 21:35	1
Chlorobenzene	ND		0.50	0.10	ug/L			06/19/25 21:35	1
1,2-Dichlorobenzene	ND		0.50	0.20	ug/L			06/19/25 21:35	1
1,3-Dichlorobenzene	ND		0.50	0.10	ug/L			06/19/25 21:35	1
1,2-Dichloroethane	ND		0.50	0.10	ug/L			06/19/25 21:35	1
1,1-Dichloroethene	ND		0.50	0.10	ug/L			06/19/25 21:35	1
cis-1,2-Dichloroethene	ND		0.50	0.10	ug/L			06/19/25 21:35	1
trans-1,2-Dichloroethene	ND		0.50	0.10	ug/L			06/19/25 21:35	1
1,2-Dichloropropane	ND		0.50	0.10	ug/L			06/19/25 21:35	1
Ethyl t-butyl ether	ND		0.50	0.10	ug/L			06/19/25 21:35	1
Ethylbenzene	ND		0.50	0.10	ug/L			06/19/25 21:35	1
di-Isopropyl ether	ND		0.50	0.10	ug/L			06/19/25 21:35	1
Methyl tertiary butyl ether	**0.28**	**J**	0.50	0.10	ug/L			06/19/25 21:35	1
Methylene Chloride	ND		0.50	0.20	ug/L			06/19/25 21:35	1
Naphthalene	ND		0.50	0.20	ug/L			06/19/25 21:35	1
Styrene	ND		0.50	0.10	ug/L			06/19/25 21:35	1
Tetrachloroethene	ND		0.50	0.10	ug/L			06/19/25 21:35	1
Toluene	ND		0.50	0.10	ug/L			06/19/25 21:35	1
1,2,4-Trichlorobenzene	ND		0.50	0.20	ug/L			06/19/25 21:35	1
1,1,1-Trichloroethane	ND		0.50	0.10	ug/L			06/19/25 21:35	1
1,1,2-Trichloroethane	ND		0.50	0.10	ug/L			06/19/25 21:35	1
Trichloroethene	ND		0.50	0.10	ug/L			06/19/25 21:35	1
Vinyl chloride	ND		0.50	0.10	ug/L			06/19/25 21:35	1
Xylenes, Total	ND		0.50	0.10	ug/L			06/19/25 21:35	1

Surrogate	*%Recovery*	*Qualifier*	*Limits*	*Prepared*	*Analyzed*	*Dil Fac*
4-Bromofluorobenzene (Surr)	*86*		*80 - 120*		*06/19/25 21:35*	*1*
1,2-Dichlorobenzene-d4 (Surr)	*102*		*80 - 120*		*06/19/25 21:35*	*1*

Surrogate Summary

Client: Groundwater & Environmental Services Inc
Project/Site: High's Store No 141

Job ID: 410-227295-1

Method: 524.2 - Volatile Organic Compounds (GC/MS)

Matrix: Water

Prep Type: Total/NA

		Percent Surrogate Recovery (Acceptance Limits)									
		BFB	DCZ								
Lab Sample ID	Client Sample ID	(80-120)	(80-120)								
410-227295-1	1612-RAY-INF	86	102								
LCS 410-660094/4	Lab Control Sample	103	107								
MB 410-660094/6	Method Blank	86	101								

Surrogate Legend

BFB = 4-Bromofluorobenzene (Surr)

DCZ = 1,2-Dichlorobenzene-d4 (Surr)

Method: 524.2 - Volatile Organic Compounds (GC/MS)

Lab Sample ID: MB 410-660094/6
Matrix: Water
Analysis Batch: 660094

Client Sample ID: Method Blank
Prep Type: Total/NA

Analyte	MB Result	MB Qualifier	RL	MDL	Unit	D	Prepared	Analyzed	Dil Fac
t-Amyl methyl ether	ND		0.50	0.10	ug/L			06/19/25 15:07	1
Benzene	ND		0.50	0.10	ug/L			06/19/25 15:07	1
t-Butyl alcohol	ND		25	2.5	ug/L			06/19/25 15:07	1
Carbon tetrachloride	ND		0.50	0.10	ug/L			06/19/25 15:07	1
Chlorobenzene	ND		0.50	0.10	ug/L			06/19/25 15:07	1
1,2-Dichlorobenzene	ND		0.50	0.20	ug/L			06/19/25 15:07	1
1,3-Dichlorobenzene	ND		0.50	0.10	ug/L			06/19/25 15:07	1
1,2-Dichloroethane	ND		0.50	0.10	ug/L			06/19/25 15:07	1
1,1-Dichloroethene	ND		0.50	0.10	ug/L			06/19/25 15:07	1
cis-1,2-Dichloroethene	ND		0.50	0.10	ug/L			06/19/25 15:07	1
trans-1,2-Dichloroethene	ND		0.50	0.10	ug/L			06/19/25 15:07	1
1,2-Dichloropropane	ND		0.50	0.10	ug/L			06/19/25 15:07	1
Ethyl t-butyl ether	ND		0.50	0.10	ug/L			06/19/25 15:07	1
Ethylbenzene	ND		0.50	0.10	ug/L			06/19/25 15:07	1
di-Isopropyl ether	ND		0.50	0.10	ug/L			06/19/25 15:07	1
Methyl tertiary butyl ether	ND		0.50	0.10	ug/L			06/19/25 15:07	1
Methylene Chloride	ND		0.50	0.20	ug/L			06/19/25 15:07	1
Naphthalene	ND		0.50	0.20	ug/L			06/19/25 15:07	1
Styrene	ND		0.50	0.10	ug/L			06/19/25 15:07	1
Tetrachloroethene	ND		0.50	0.10	ug/L			06/19/25 15:07	1
Toluene	ND		0.50	0.10	ug/L			06/19/25 15:07	1
1,2,4-Trichlorobenzene	ND		0.50	0.20	ug/L			06/19/25 15:07	1
1,1,1-Trichloroethane	ND		0.50	0.10	ug/L			06/19/25 15:07	1
1,1,2-Trichloroethane	ND		0.50	0.10	ug/L			06/19/25 15:07	1
Trichloroethene	ND		0.50	0.10	ug/L			06/19/25 15:07	1
Vinyl chloride	ND		0.50	0.10	ug/L			06/19/25 15:07	1
Xylenes, Total	ND		0.50	0.10	ug/L			06/19/25 15:07	1

Surrogate	*MB %Recovery*	*MB Qualifier*	*Limits*	*Prepared*	*Analyzed*	*Dil Fac*
4-Bromofluorobenzene (Surr)	*86*		*80 - 120*		*06/19/25 15:07*	*1*
1,2-Dichlorobenzene-d4 (Surr)	*101*		*80 - 120*		*06/19/25 15:07*	*1*

Lab Sample ID: LCS 410-660094/4
Matrix: Water
Analysis Batch: 660094

Client Sample ID: Lab Control Sample
Prep Type: Total/NA

Analyte	Spike Added	LCS Result	LCS Qualifier	Unit	D	%Rec	%Rec Limits
t-Amyl methyl ether	5.00	4.01		ug/L		80	70 - 130
Benzene	5.00	4.75		ug/L		95	70 - 130
t-Butyl alcohol	50.0	43.8		ug/L		88	70 - 130
Carbon tetrachloride	5.00	5.28		ug/L		106	70 - 130
Chlorobenzene	5.00	4.93		ug/L		99	70 - 130
1,2-Dichlorobenzene	5.00	4.85		ug/L		97	70 - 130
1,3-Dichlorobenzene	5.00	4.77		ug/L		95	70 - 130
1,2-Dichloroethane	5.00	5.24		ug/L		105	70 - 130
1,1-Dichloroethene	5.00	5.25		ug/L		105	70 - 130
cis-1,2-Dichloroethene	5.00	4.63		ug/L		93	70 - 130
trans-1,2-Dichloroethene	5.00	5.12		ug/L		102	70 - 130

Method: 524.2 - Volatile Organic Compounds (GC/MS) (Continued)

Lab Sample ID: LCS 410-660094/4
Matrix: Water
Analysis Batch: 660094

Client Sample ID: Lab Control Sample
Prep Type: Total/NA

Analyte	Spike Added	LCS Result	LCS Qualifier	Unit	D	%Rec	%Rec Limits
1,2-Dichloropropane	5.00	4.84		ug/L		97	70 - 130
Ethyl t-butyl ether	5.00	4.03		ug/L		81	70 - 130
Ethylbenzene	5.00	4.64		ug/L		93	70 - 130
di-Isopropyl ether	5.00	4.68		ug/L		94	70 - 130
Methyl tertiary butyl ether	5.00	4.65		ug/L		93	70 - 130
Methylene Chloride	5.00	5.06		ug/L		101	70 - 130
Naphthalene	5.00	4.09		ug/L		82	70 - 130
Styrene	5.00	4.76		ug/L		95	70 - 130
Tetrachloroethene	5.00	4.86		ug/L		97	70 - 130
Toluene	5.00	4.83		ug/L		97	70 - 130
1,2,4-Trichlorobenzene	5.00	4.42		ug/L		88	70 - 130
1,1,1-Trichloroethane	5.00	5.10		ug/L		102	70 - 130
1,1,2-Trichloroethane	5.00	4.96		ug/L		99	70 - 130
Trichloroethene	5.00	4.61		ug/L		92	70 - 130
Vinyl chloride	2.00	1.93		ug/L		97	70 - 130
Xylenes, Total	15.0	13.9		ug/L		93	70 - 130

Surrogate	*LCS %Recovery*	*LCS Qualifier*	*Limits*
4-Bromofluorobenzene (Surr)	*103*		*80 - 120*
1,2-Dichlorobenzene-d4 (Surr)	*107*		*80 - 120*

QC Association Summary

Client: Groundwater & Environmental Services Inc
Job ID: 410-227295-1
Project/Site: High's Store No 141

GC/MS VOA

Analysis Batch: 660094

Lab Sample ID	Client Sample ID	Prep Type	Matrix	Method	Prep Batch
410-227295-1	1612-RAY-INF	Total/NA	Water	524.2	
MB 410-660094/6	Method Blank	Total/NA	Water	524.2	
LCS 410-660094/4	Lab Control Sample	Total/NA	Water	524.2	

Lab Chronicle

Client: Groundwater & Environmental Services Inc
Job ID: 410-227295-1
Project/Site: High's Store No 141

Client Sample ID: 1612-RAY-INF
Lab Sample ID: 410-227295-1

Date Collected: 06/11/25 15:30
Matrix: Water
Date Received: 06/12/25 19:15

Prep Type	Batch Type	Batch Method	Run	Dilution Factor	Batch Number	Analyst	Lab	Prepared or Analyzed
Total/NA	Analysis	524.2		1	660094	UJML	ELLE	06/19/25 21:35

Laboratory References:

ELLE = Eurofins Lancaster Laboratories Environment Testing, LLC, 2425 New Holland Pike, Lancaster, PA 17601, TEL (717)656-2300

Accreditation/Certification Summary

Client: Groundwater & Environmental Services Inc
Job ID: 410-227295-1
Project/Site: High's Store No 141

Laboratory: Eurofins Lancaster Laboratories Environment Testing, LLC

Unless otherwise noted, all analytes for this laboratory were covered under each accreditation/certification below.

Authority	Program	Identification Number	Expiration Date
Maryland	State	100	06-30-25

The following analytes are included in this report, but the laboratory is not certified by the governing authority. This list may include analytes for which the agency does not offer certification.

Analysis Method	Prep Method	Matrix	Analyte
524.2		Water	1,3-Dichlorobenzene
524.2		Water	di-Isopropyl ether
524.2		Water	Ethyl t-butyl ether
524.2		Water	Methyl tertiary butyl ether
524.2		Water	Naphthalene
524.2		Water	t-Amyl methyl ether
524.2		Water	t-Butyl alcohol

Method Summary

Client: Groundwater & Environmental Services Inc
Job ID: 410-227295-1
Project/Site: High's Store No 141

Method	Method Description	Protocol	Laboratory
524.2	Volatile Organic Compounds (GC/MS)	EPA-DW	ELLE

Protocol References:

EPA-DW = "Methods For The Determination Of Organic Compounds In Drinking Water", EPA/600/4-88/039, December 1988 And Its Supplements.

Laboratory References:

ELLE = Eurofins Lancaster Laboratories Environment Testing, LLC, 2425 New Holland Pike, Lancaster, PA 17601, TEL (717)656-2300

Sample Summary

Client: Groundwater & Environmental Services Inc
Job ID: 410-227295-1
Project/Site: High's Store No 141

Lab Sample ID	Client Sample ID	Matrix	Collected	Received
410-227295-1	1612-RAY-INF	Water	06/11/25 15:30	06/12/25 19:15

Environmental Analysis Request/Chain of Custody

410-227295 Chain of Custody

Environmental

Acct. # _____ Group # _____ Sample # _____

| Client: Groundwater & Env. Services, Inc. | | |

Login Sample Receipt Checklist

Client: Groundwater & Environmental Services Inc

Job Number: 410-227295-1

Login Number: 227295

List Source: Eurofins Lancaster Laboratories Environment Testing, LLC

List Number: 1

Creator: Ballard, Megan

Question	Answer	Comment
The cooler's custody seal is intact.	True	
The cooler or samples do not appear to have been compromised or tampered with.	True	
Samples were received on ice.	True	
Cooler Temperature acceptable,where thermal pres is required(</=6C, not frozen).	True	
Cooler Temperature is recorded.	True	
WV:Container Temp acceptable,where thermal pres is required (</=6C, not frozen).	N/A	
WV: Container Temperature is recorded.	N/A	
COC is present.	True	
COC is filled out in ink and legible.	True	
COC is filled out with all pertinent information.	True	
There are no discrepancies between the containers received and the COC.	True	
Sample containers have legible labels.	True	
Containers are not broken or leaking.	True	
Sample collection date/times are provided.	True	
Appropriate sample containers are used.	True	
Sample bottles are completely filled.	True	
There is sufficient vol. for all requested analyses.	True	
Is the Field Sampler's name present on COC?	True	
Sample custody seals are intact.	N/A	
VOA sample vials do not have headspace >6mm in diameter (none, if from WV)?	True	

eurofins | Environment Testing

ANALYTICAL REPORT

PREPARED FOR

Attn: Peter Reichardt
Groundwater & Environmental Services Inc
1350 Blair Drive
Suite H-2
Odenton, Maryland 21113

Generated 6/26/2025 7:05:15 PM

JOB DESCRIPTION

High's Store No 141

JOB NUMBER

410-227301-1

Eurofins Lancaster Laboratories Environment Testing, LLC
2425 New Holland Pike
Lancaster PA 17601

See page two for job notes and contact information.

Job Notes

This report may not be reproduced except in full, and with written approval from the laboratory. The results relate only to the samples tested. For questions please contact the Project Manager at the e-mail address or telephone number listed on this page.

Analytical test results meet all requirements of the associated regulatory program (i.e., NELAC (TNI), DoD, and ISO 17025) unless otherwise noted under the individual analysis.

Authorization



Generated
6/26/2025 7:05:15 PM

Authorized for release by
Amek Carter, Project Manager
Loran.Carter@et.eurofinsus.com
(717)556-7252

Eurofins Lancaster Laboratories Environment Testing, LLC

Compliance Statement

Analytical test results meet all requirements of the associated regulatory program (e.g., NELAC (TNI), DoD, and ISO 17025) unless otherwise noted under the individual analysis. Data qualifiers are applied to note exceptions. Noncompliant quality control (QC) is further explained in narrative comments.
· QC results that exceed the upper limits and are associated with non-detect samples are qualified but further narration is not required since the bias is high and does not change a non-detect result. Further narration is also not required with QC blank detection when the associated sample concentration is non-detect or more than ten times the level in the blank.
· Matrix QC may not be reported if insufficient sample or site-specific QC samples were not submitted. In these situations, to demonstrate precision and accuracy at a batch level, a LCS/LCSD is performed, unless otherwise specified in the method.
· Surrogate and/or isotope dilution analyte recoveries (if applicable) which are outside of the QC window are confirmed unless attributed to a dilution or otherwise noted in the narrative.
Regulated compliance samples (e.g. SDWA, NPDES) must comply with the associated agency requirements/permits.

Measurement uncertainty values, as applicable, are available upon request.

Test results relate only to the sample tested. Clients should be aware that a critical step in a chemical or microbiological analysis is the collection of the sample. Unless the sample analyzed is truly representative of the bulk of material involved, the test results will be meaningless. If you have questions regarding the proper techniques of collecting samples, please contact us. We cannot be held responsible for sample integrity, however, unless sampling has been performed by a member of our staff. Times are local to the area of activity. Parameters listed in the 40 CFR Part 136 Table II as "analyze immediately" and tested in the laboratory are not performed within 15 minutes of collection.

This report shall not be reproduced except in full, without the written approval of the laboratory.

WARRANTY AND LIMITS OF LIABILITY - In accepting analytical work, we warrant the accuracy of test results for the sample as submitted. The foregoing express warranty is exclusive and is given in lieu of all other warranties, expressed or implied, except as otherwise agreed. We disclaim any other warranties, expressed or implied, including a warranty of fitness for particular purpose and warranty of merchantability. In no event shall Eurofins Lancaster Laboratories Environmental, LLC be liable for indirect, special, consequential, or incidental damages including, but not limited to, damages for loss of profit or goodwill regardless of (A) the negligence (either sole or concurrent) of Eurofins Lancaster Laboratories Environmental and (B) whether Eurofins Lancaster Laboratories Environmental has been informed of the possibility of such damages. We accept no legal responsibility for the purposes for which the client uses the test results. Except as otherwise agreed, no purchase order or other order for work shall be accepted by Eurofins Lancaster Laboratories Environmental which includes any conditions that vary from the Standard Terms and Conditions, and Eurofins Lancaster Laboratories Environmental hereby objects to any conflicting terms contained in any acceptance or order submitted by client.



Table of Contents

Cover Page 1
Table of Contents 4
Definitions/Glossary 5
Case Narrative 6
Detection Summary 7
Client Sample Results 9
Surrogate Summary 21
QC Sample Results 23
QC Association Summary 33
Lab Chronicle 35
Certification Summary 37
Method Summary 39
Sample Summary 40
Chain of Custody 41
Receipt Checklists 42

Definitions/Glossary

Client: Groundwater & Environmental Services Inc
Job ID: 410-227301-1
Project/Site: High's Store No 141

Qualifiers

GC/MS VOA

Qualifier	Qualifier Description
cn	Refer to Case Narrative for further detail
J	Result is less than the RL but greater than or equal to the MDL and the concentration is an approximate value.

GC VOA

Qualifier	Qualifier Description
J	Result is less than the RL but greater than or equal to the MDL and the concentration is an approximate value.

GC Semi VOA

Qualifier	Qualifier Description
J	Result is less than the RL but greater than or equal to the MDL and the concentration is an approximate value.

Glossary

Abbreviation	These commonly used abbreviations may or may not be present in this report.
☼	Listed under the "D" column to designate that the result is reported on a dry weight basis
%R	Percent Recovery
CFL	Contains Free Liquid
CFU	Colony Forming Unit
CNF	Contains No Free Liquid
DER	Duplicate Error Ratio (normalized absolute difference)
Dil Fac	Dilution Factor
DL	Detection Limit (DoD/DOE)
DL, RA, RE, IN	Indicates a Dilution, Re-analysis, Re-extraction, or additional Initial metals/anion analysis of the sample
DLC	Decision Level Concentration (Radiochemistry)
EDL	Estimated Detection Limit (Dioxin)
LOD	Limit of Detection (DoD/DOE)
LOQ	Limit of Quantitation (DoD/DOE)
MCL	EPA recommended "Maximum Contaminant Level"
MDA	Minimum Detectable Activity (Radiochemistry)
MDC	Minimum Detectable Concentration (Radiochemistry)
MDL	Method Detection Limit
ML	Minimum Level (Dioxin)
MPN	Most Probable Number
MQL	Method Quantitation Limit
NC	Not Calculated
ND	Not Detected at the reporting limit (or MDL or EDL if shown)
NEG	Negative / Absent
POS	Positive / Present
PQL	Practical Quantitation Limit
PRES	Presumptive
QC	Quality Control
RER	Relative Error Ratio (Radiochemistry)
RL	Reporting Limit or Requested Limit (Radiochemistry)
RPD	Relative Percent Difference, a measure of the relative difference between two points
TEF	Toxicity Equivalent Factor (Dioxin)
TEQ	Toxicity Equivalent Quotient (Dioxin)
TNTC	Too Numerous To Count

Job ID: 410-227301-1 Eurofins Lancaster Laboratories Environment

Job Narrative
410-227301-1

Analytical test results meet all requirements of the associated regulatory program listed on the Accreditation/Certification Summary Page unless otherwise noted under the individual analysis. Data qualifiers and/or narrative comments are included to explain any exceptions, if applicable.

- Matrix QC may not be reported if insufficient sample is provided or site-specific QC samples were not submitted. In these situations, to demonstrate precision and accuracy at a batch level, a LCS/LCSD may be performed, unless otherwise specified in the method.
- Surrogate and/or isotope dilution analyte recoveries (if applicable) which are outside of the QC window are confirmed unless attributed to a dilution or otherwise noted in the narrative.

Regulated compliance samples (e.g. SDWA, NPDES) must comply with the associated agency requirements/permits.

Receipt
The samples were received on 6/13/2025 3:35 PM. Unless otherwise noted below, the samples arrived in good condition, and, where required, properly preserved and on ice. The temperature of the cooler at receipt time was 3.3°C.

Receipt Exceptions
A trip blank was not submitted for analysis with this sample shipment; and was not listed on the Chain of Custody (COC).

GC/MS VOA
Method 8260C_LL: The continuing calibration verification (CCV) associated with batch 410-661204 recovered above the upper control limit for 1,1,1,2-Tetrachloroethane, cis-1,3-Dichloropropene, trans-1,3-Dichloropropene, 1,2-Dibromoethane, 1,2,3-Trichloropropane, Dibromochloromethane, 1,3-Dichloropropane, Bromoform, Bromodichloromethane, 1,1,2,2-Tetrachloroethane and Dibromomethane. Non-detections of the affected analytes are reported. Any detections are considered estimated.

Method 8260C_LL: The preservative used in the sample containers provided is not compatible with the Method 8260 analytes requested. The following samples were received preserved with hydrochloric acid: MW-22 (410-227301-1), MW-3 (410-227301-2), MW-7A (410-227301-3) and RW-2 (410-227301-4). The requested target analyte list includes Acrylonitrile , acid-labile compounds that degrade in an acidic medium.

Method 8260C_LL: The continuing calibration verification (CCV) analyzed on 410-662446 is compliant under 8260C/D method criteria for 1,2-Dichloropropane . The software does not display the % Drift data to the whole number as is listed in the method (i.e. limit of 20%). When applying the evaluation to a whole number, the check passes the criteria with a value of 20% Drift.

Method 8260C_LL: The continuing calibration verification (CCV) associated with batch 410-662446 recovered above the upper control limit for 1,1,1,2-Tetrachloroethane, cis-1,3-Dichloropropene, trans-1,3-Dichloropropene, 1,2-Dibromoethane, Dibromochloromethane, 1,3-Dichloropropane, Bromoform, Bromodichloromethane, 1,1,2,2-Tetrachloroethane, Dibromomethane and Hexachlorobutadiene. Non-detections of the affected analytes are reported. Any detections are considered estimated.

Method 8260C_LL: The preservative used in the sample containers provided is not compatible with the Method 8260 analytes requested. The following samples were received preserved with hydrochloric acid: MW-7B (410-227301-5) and MW-1608R (410-227301-6). The requested target analyte list includes Acrylonitrile , acid-labile compounds that degrade in an acidic medium.

No additional analytical or quality issues were noted, other than those described above or in the Definitions/ Glossary page.

Gasoline Range Organics
No additional analytical or quality issues were noted, other than those described above or in the Definitions/ Glossary page.

Diesel Range Organics
No additional analytical or quality issues were noted, other than those described above or in the Definitions/ Glossary page.

Detection Summary

Client: Groundwater & Environmental Services Inc
Job ID: 410-227301-1
Project/Site: High's Store No 141

Client Sample ID: MW-22
Lab Sample ID: 410-227301-1

Analyte	Result	Qualifier	RL	MDL	Unit	Dil Fac	D	Method	Prep Type
Ethylbenzene	0.11	J	0.50	0.080	ug/L	1		8260C LL	Total/NA
1,2,4-Trimethylbenzene	0.23	J	0.50	0.080	ug/L	1		8260C LL	Total/NA
Methyl tertiary butyl ether	1.0		0.50	0.080	ug/L	1		8260C LL	Total/NA
Isopropylbenzene	1.5		0.50	0.080	ug/L	1		8260C LL	Total/NA
n-Butylbenzene	0.090	J	0.50	0.080	ug/L	1		8260C LL	Total/NA
N-Propylbenzene	0.39	J	0.50	0.10	ug/L	1		8260C LL	Total/NA
sec-Butylbenzene	1.9		0.50	0.10	ug/L	1		8260C LL	Total/NA
t-Butyl alcohol	5.7	J	10	3.0	ug/L	1		8260C LL	Total/NA
GRO (1C)	0.15		0.050	0.023	mg/L	1		8015D	Total/NA
DRO (C10-C28)	89	J	110	56	ug/L	1		8015D	Total/NA

Client Sample ID: MW-3
Lab Sample ID: 410-227301-2

Analyte	Result	Qualifier	RL	MDL	Unit	Dil Fac	D	Method	Prep Type
Ethylbenzene	1.0		0.50	0.080	ug/L	1		8260C LL	Total/NA
Toluene	1.4		0.50	0.080	ug/L	1		8260C LL	Total/NA
Methyl tertiary butyl ether	2.7		0.50	0.080	ug/L	1		8260C LL	Total/NA
1,3,5-Trimethylbenzene	0.87		0.50	0.080	ug/L	1		8260C LL	Total/NA
Benzene	0.87		0.50	0.10	ug/L	1		8260C LL	Total/NA
Isopropylbenzene	12		0.50	0.080	ug/L	1		8260C LL	Total/NA
Naphthalene	19		0.50	0.10	ug/L	1		8260C LL	Total/NA
n-Butylbenzene	2.5		0.50	0.080	ug/L	1		8260C LL	Total/NA
N-Propylbenzene	3.6		0.50	0.10	ug/L	1		8260C LL	Total/NA
p-Isopropyltoluene	0.13	J	0.50	0.080	ug/L	1		8260C LL	Total/NA
sec-Butylbenzene	4.9		0.50	0.10	ug/L	1		8260C LL	Total/NA
t-Butyl alcohol	90		10	3.0	ug/L	1		8260C LL	Total/NA
tert-Butylbenzene	0.080	J	0.50	0.080	ug/L	1		8260C LL	Total/NA
1,2,4-Trimethylbenzene - DL	54		5.0	0.80	ug/L	10		8260C LL	Total/NA
Xylenes, Total - DL	37		10	0.70	ug/L	10		8260C LL	Total/NA
GRO (1C)	0.49		0.050	0.023	mg/L	1		8015D	Total/NA
DRO (C10-C28)	950		110	57	ug/L	1		8015D	Total/NA

Client Sample ID: MW-7A
Lab Sample ID: 410-227301-3

Analyte	Result	Qualifier	RL	MDL	Unit	Dil Fac	D	Method	Prep Type
Methyl tertiary butyl ether	1.4		0.50	0.080	ug/L	1		8260C LL	Total/NA
Chloroform	0.15	J	0.50	0.090	ug/L	1		8260C LL	Total/NA
Naphthalene	0.22	J	0.50	0.10	ug/L	1		8260C LL	Total/NA

Client Sample ID: RW-2
Lab Sample ID: 410-227301-4

Analyte	Result	Qualifier	RL	MDL	Unit	Dil Fac	D	Method	Prep Type
Methyl tertiary butyl ether	1.8		0.50	0.080	ug/L	1		8260C LL	Total/NA
DRO (C10-C28)	82	J	110	56	ug/L	1		8015D	Total/NA

Client Sample ID: MW-7B
Lab Sample ID: 410-227301-5

Analyte	Result	Qualifier	RL	MDL	Unit	Dil Fac	D	Method	Prep Type
DRO (C10-C28)	81	J	110	57	ug/L	1		8015D	Total/NA

This Detection Summary does not include radiochemical test results.

Detection Summary

Client: Groundwater & Environmental Services Inc
Job ID: 410-227301-1
Project/Site: High's Store No 141

Client Sample ID: MW-1608R
Lab Sample ID: 410-227301-6

Analyte	Result	Qualifier	RL	MDL	Unit	Dil Fac	D	Method	Prep Type
Carbon disulfide	0.15	J	1.0	0.10	ug/L	1		8260C LL	Total/NA
di-Isopropyl ether	0.14	J	0.50	0.10	ug/L	1		8260C LL	Total/NA
t-Amyl methyl ether	0.57		0.50	0.20	ug/L	1		8260C LL	Total/NA
t-Butyl alcohol	4.1	J	10	3.0	ug/L	1		8260C LL	Total/NA
Methyl tertiary butyl ether - DL	31		5.0	0.80	ug/L	10		8260C LL	Total/NA
GRO (1C)	0.032	J	0.050	0.023	mg/L	1		8015D	Total/NA

This Detection Summary does not include radiochemical test results.

Client: Groundwater & Environmental Services Inc
Job ID: 410-227301-1
Project/Site: High's Store No 141

Client Sample ID: MW-22
Lab Sample ID: 410-227301-1
Date Collected: 06/12/25 10:05
Matrix: Water
Date Received: 06/13/25 15:35

Method: SW846 8260C LL - Volatile Organic Compounds by GC/MS

Analyte	Result	Qualifier	RL	MDL	Unit	D	Prepared	Analyzed	Dil Fac
1,1,1,2-Tetrachloroethane	ND	cn	0.50	0.070	ug/L			06/23/25 15:51	1
cis-1,3-Dichloropropene	ND	cn	0.50	0.10	ug/L			06/23/25 15:51	1
trans-1,3-Dichloropropene	ND	cn	0.50	0.080	ug/L			06/23/25 15:51	1
Ethylbenzene	**0.11**	**J**	0.50	0.080	ug/L			06/23/25 15:51	1
Styrene	ND		0.50	0.070	ug/L			06/23/25 15:51	1
1,4-Dichlorobenzene	ND		0.50	0.070	ug/L			06/23/25 15:51	1
1,2-Dibromoethane	ND	cn	0.50	0.080	ug/L			06/23/25 15:51	1
1,1-Dichloropropene	ND		0.50	0.10	ug/L			06/23/25 15:51	1
1,2-Dichloroethane	ND		0.50	0.070	ug/L			06/23/25 15:51	1
1,2,3-Trichlorobenzene	ND		0.50	0.15	ug/L			06/23/25 15:51	1
1,2,3-Trichloropropane	ND	cn	1.0	0.10	ug/L			06/23/25 15:51	1
Toluene	ND		0.50	0.080	ug/L			06/23/25 15:51	1
Chlorobenzene	ND		0.50	0.070	ug/L			06/23/25 15:51	1
1,2,4-Trimethylbenzene	**0.23**	**J**	0.50	0.080	ug/L			06/23/25 15:51	1
1,2,4-Trichlorobenzene	ND		0.50	0.070	ug/L			06/23/25 15:51	1
Dibromochloromethane	ND	cn	0.50	0.080	ug/L			06/23/25 15:51	1
Xylenes, Total	ND		1.0	0.070	ug/L			06/23/25 15:51	1
Tetrachloroethene	ND		0.50	0.20	ug/L			06/23/25 15:51	1
cis-1,2-Dichloroethene	ND		0.50	0.080	ug/L			06/23/25 15:51	1
trans-1,2-Dichloroethene	ND		0.50	0.10	ug/L			06/23/25 15:51	1
Methyl tertiary butyl ether	**1.0**		0.50	0.080	ug/L			06/23/25 15:51	1
1,3,5-Trimethylbenzene	ND		0.50	0.080	ug/L			06/23/25 15:51	1
1,3-Dichlorobenzene	ND		0.50	0.070	ug/L			06/23/25 15:51	1
1,3-Dichloropropane	ND	cn	0.50	0.080	ug/L			06/23/25 15:51	1
Chloroform	ND		0.50	0.090	ug/L			06/23/25 15:51	1
Benzene	ND		0.50	0.10	ug/L			06/23/25 15:51	1
1,1,1-Trichloroethane	ND		0.50	0.080	ug/L			06/23/25 15:51	1
Bromomethane	ND		0.50	0.10	ug/L			06/23/25 15:51	1
Chloromethane	ND		0.50	0.10	ug/L			06/23/25 15:51	1
Chloroethane	ND		0.50	0.10	ug/L			06/23/25 15:51	1
2,2-Dichloropropane	ND		0.50	0.10	ug/L			06/23/25 15:51	1
Vinyl chloride	ND		0.50	0.10	ug/L			06/23/25 15:51	1
Methylene Chloride	ND		0.50	0.20	ug/L			06/23/25 15:51	1
Carbon disulfide	ND		1.0	0.10	ug/L			06/23/25 15:51	1
Bromoform	ND	cn	1.0	0.30	ug/L			06/23/25 15:51	1
Bromodichloromethane	ND	cn	0.50	0.080	ug/L			06/23/25 15:51	1
1,1-Dichloroethane	ND		0.50	0.10	ug/L			06/23/25 15:51	1
2-Chlorotoluene	ND		0.50	0.080	ug/L			06/23/25 15:51	1
1,1-Dichloroethene	ND		0.50	0.10	ug/L			06/23/25 15:51	1
Trichlorofluoromethane	ND		0.50	0.10	ug/L			06/23/25 15:51	1
4-Chlorotoluene	ND		0.50	0.080	ug/L			06/23/25 15:51	1
Dichlorodifluoromethane	ND		0.50	0.10	ug/L			06/23/25 15:51	1
1,2-Dichloropropane	ND		0.50	0.10	ug/L			06/23/25 15:51	1
1,1,2-Trichloroethane	ND		0.50	0.080	ug/L			06/23/25 15:51	1
Acrylonitrile	ND	cn	5.0	0.40	ug/L			06/23/25 15:51	1
Trichloroethene	ND		0.50	0.080	ug/L			06/23/25 15:51	1
1,1,2,2-Tetrachloroethane	ND	cn	0.50	0.10	ug/L			06/23/25 15:51	1
1,2-Dichlorobenzene	ND		0.50	0.070	ug/L			06/23/25 15:51	1
1,2-Dibromo-3-Chloropropane	ND		0.50	0.10	ug/L			06/23/25 15:51	1

Client: Groundwater & Environmental Services Inc
Job ID: 410-227301-1
Project/Site: High's Store No 141

Client Sample ID: MW-22
Lab Sample ID: 410-227301-1
Date Collected: 06/12/25 10:05
Matrix: Water
Date Received: 06/13/25 15:35

Method: SW846 8260C LL - Volatile Organic Compounds by GC/MS (Continued)

Analyte	Result	Qualifier	RL	MDL	Unit	D	Prepared	Analyzed	Dil Fac
Bromobenzene	ND		0.50	0.080	ug/L			06/23/25 15:51	1
Bromochloromethane	ND		0.50	0.080	ug/L			06/23/25 15:51	1
Isopropylbenzene	**1.5**		0.50	0.080	ug/L			06/23/25 15:51	1
Dibromomethane	ND	cn	0.50	0.080	ug/L			06/23/25 15:51	1
di-Isopropyl ether	ND		0.50	0.10	ug/L			06/23/25 15:51	1
Ethyl t-butyl ether	ND		0.50	0.080	ug/L			06/23/25 15:51	1
Hexachlorobutadiene	ND		0.50	0.080	ug/L			06/23/25 15:51	1
Naphthalene	ND		0.50	0.10	ug/L			06/23/25 15:51	1
n-Butylbenzene	**0.090**	**J**	0.50	0.080	ug/L			06/23/25 15:51	1
N-Propylbenzene	**0.39**	**J**	0.50	0.10	ug/L			06/23/25 15:51	1
p-Isopropyltoluene	ND		0.50	0.080	ug/L			06/23/25 15:51	1
sec-Butylbenzene	**1.9**		0.50	0.10	ug/L			06/23/25 15:51	1
t-Amyl methyl ether	ND		0.50	0.20	ug/L			06/23/25 15:51	1
t-Butyl alcohol	**5.7**	**J**	10	3.0	ug/L			06/23/25 15:51	1
tert-Butylbenzene	ND		0.50	0.080	ug/L			06/23/25 15:51	1
trans-1,4-Dichloro-2-butene	ND		5.0	2.0	ug/L			06/23/25 15:51	1

Surrogate	*%Recovery*	*Qualifier*	*Limits*	*Prepared*	*Analyzed*	*Dil Fac*
1,2-Dichloroethane-d4 (Surr)	*103*		*80 - 120*		*06/23/25 15:51*	*1*
Dibromofluoromethane (Surr)	*107*		*80 - 120*		*06/23/25 15:51*	*1*
4-Bromofluorobenzene (Surr)	*97*		*80 - 120*		*06/23/25 15:51*	*1*
Toluene-d8 (Surr)	*102*		*80 - 120*		*06/23/25 15:51*	*1*

Method: SW846 8015D - Gasoline Range Organics (GRO) (GC)

Analyte	Result	Qualifier	RL	MDL	Unit	D	Prepared	Analyzed	Dil Fac
GRO (1C)	**0.15**		0.050	0.023	mg/L			06/20/25 14:38	1

Surrogate	*%Recovery*	*Qualifier*	*Limits*	*Prepared*	*Analyzed*	*Dil Fac*
a,a,a-Trifluorotoluene (fid) (1C)	*102*		*63 - 135*		*06/20/25 14:38*	*1*

Method: SW846 8015D - Diesel Range Organics (DRO) (GC)

Analyte	Result	Qualifier	RL	MDL	Unit	D	Prepared	Analyzed	Dil Fac
DRO (C10-C28)	**89**	**J**	110	56	ug/L		06/18/25 06:09	06/19/25 00:33	1

Surrogate	*%Recovery*	*Qualifier*	*Limits*	*Prepared*	*Analyzed*	*Dil Fac*
o- terphenyl (Surr)	*92*		*37 - 153*	*06/18/25 06:09*	*06/19/25 00:33*	*1*

Client Sample ID: MW-3
Date Collected: 06/12/25 11:00
Date Received: 06/13/25 15:35

Lab Sample ID: 410-227301-2
Matrix: Water

Method: SW846 8260C LL - Volatile Organic Compounds by GC/MS

Analyte	Result	Qualifier	RL	MDL	Unit	D	Prepared	Analyzed	Dil Fac
1,1,1,2-Tetrachloroethane	ND	cn	0.50	0.070	ug/L			06/23/25 16:13	1
cis-1,3-Dichloropropene	ND	cn	0.50	0.10	ug/L			06/23/25 16:13	1
trans-1,3-Dichloropropene	ND	cn	0.50	0.080	ug/L			06/23/25 16:13	1
Ethylbenzene	**1.0**		0.50	0.080	ug/L			06/23/25 16:13	1
Styrene	ND		0.50	0.070	ug/L			06/23/25 16:13	1
1,4-Dichlorobenzene	ND		0.50	0.070	ug/L			06/23/25 16:13	1
1,2-Dibromoethane	ND	cn	0.50	0.080	ug/L			06/23/25 16:13	1
1,1-Dichloropropene	ND		0.50	0.10	ug/L			06/23/25 16:13	1
1,2-Dichloroethane	ND		0.50	0.070	ug/L			06/23/25 16:13	1
1,2,3-Trichlorobenzene	ND		0.50	0.15	ug/L			06/23/25 16:13	1
1,2,3-Trichloropropane	ND	cn	1.0	0.10	ug/L			06/23/25 16:13	1
Toluene	**1.4**		0.50	0.080	ug/L			06/23/25 16:13	1
Chlorobenzene	ND		0.50	0.070	ug/L			06/23/25 16:13	1
1,2,4-Trichlorobenzene	ND		0.50	0.070	ug/L			06/23/25 16:13	1
Dibromochloromethane	ND	cn	0.50	0.080	ug/L			06/23/25 16:13	1
Tetrachloroethene	ND		0.50	0.20	ug/L			06/23/25 16:13	1
cis-1,2-Dichloroethene	ND		0.50	0.080	ug/L			06/23/25 16:13	1
trans-1,2-Dichloroethene	ND		0.50	0.10	ug/L			06/23/25 16:13	1
Methyl tertiary butyl ether	**2.7**		0.50	0.080	ug/L			06/23/25 16:13	1
1,3,5-Trimethylbenzene	**0.87**		0.50	0.080	ug/L			06/23/25 16:13	1
1,3-Dichlorobenzene	ND		0.50	0.070	ug/L			06/23/25 16:13	1
1,3-Dichloropropane	ND	cn	0.50	0.080	ug/L			06/23/25 16:13	1
Chloroform	ND		0.50	0.090	ug/L			06/23/25 16:13	1
Benzene	**0.87**		0.50	0.10	ug/L			06/23/25 16:13	1
1,1,1-Trichloroethane	ND		0.50	0.080	ug/L			06/23/25 16:13	1
Bromomethane	ND		0.50	0.10	ug/L			06/23/25 16:13	1
Chloromethane	ND		0.50	0.10	ug/L			06/23/25 16:13	1
Chloroethane	ND		0.50	0.10	ug/L			06/23/25 16:13	1
2,2-Dichloropropane	ND		0.50	0.10	ug/L			06/23/25 16:13	1
Vinyl chloride	ND		0.50	0.10	ug/L			06/23/25 16:13	1
Methylene Chloride	ND		0.50	0.20	ug/L			06/23/25 16:13	1
Carbon disulfide	ND		1.0	0.10	ug/L			06/23/25 16:13	1
Bromoform	ND	cn	1.0	0.30	ug/L			06/23/25 16:13	1
Bromodichloromethane	ND	cn	0.50	0.080	ug/L			06/23/25 16:13	1
1,1-Dichloroethane	ND		0.50	0.10	ug/L			06/23/25 16:13	1
2-Chlorotoluene	ND		0.50	0.080	ug/L			06/23/25 16:13	1
1,1-Dichloroethene	ND		0.50	0.10	ug/L			06/23/25 16:13	1
Trichlorofluoromethane	ND		0.50	0.10	ug/L			06/23/25 16:13	1
4-Chlorotoluene	ND		0.50	0.080	ug/L			06/23/25 16:13	1
Dichlorodifluoromethane	ND		0.50	0.10	ug/L			06/23/25 16:13	1
1,2-Dichloropropane	ND		0.50	0.10	ug/L			06/23/25 16:13	1
1,1,2-Trichloroethane	ND		0.50	0.080	ug/L			06/23/25 16:13	1
Acrylonitrile	ND	cn	5.0	0.40	ug/L			06/23/25 16:13	1
Trichloroethene	ND		0.50	0.080	ug/L			06/23/25 16:13	1
1,1,2,2-Tetrachloroethane	ND	cn	0.50	0.10	ug/L			06/23/25 16:13	1
1,2-Dichlorobenzene	ND		0.50	0.070	ug/L			06/23/25 16:13	1
1,2-Dibromo-3-Chloropropane	ND		0.50	0.10	ug/L			06/23/25 16:13	1
Bromobenzene	ND		0.50	0.080	ug/L			06/23/25 16:13	1
Bromochloromethane	ND		0.50	0.080	ug/L			06/23/25 16:13	1

Client Sample ID: MW-3
Date Collected: 06/12/25 11:00
Date Received: 06/13/25 15:35

Lab Sample ID: 410-227301-2
Matrix: Water

Method: SW846 8260C LL - Volatile Organic Compounds by GC/MS (Continued)

Analyte	Result	Qualifier	RL	MDL	Unit	D	Prepared	Analyzed	Dil Fac
Isopropylbenzene	**12**		0.50	0.080	ug/L			06/23/25 16:13	1
Dibromomethane	ND	cn	0.50	0.080	ug/L			06/23/25 16:13	1
di-Isopropyl ether	ND		0.50	0.10	ug/L			06/23/25 16:13	1
Ethyl t-butyl ether	ND		0.50	0.080	ug/L			06/23/25 16:13	1
Hexachlorobutadiene	ND		0.50	0.080	ug/L			06/23/25 16:13	1
Naphthalene	**19**		0.50	0.10	ug/L			06/23/25 16:13	1
n-Butylbenzene	**2.5**		0.50	0.080	ug/L			06/23/25 16:13	1
N-Propylbenzene	**3.6**		0.50	0.10	ug/L			06/23/25 16:13	1
p-Isopropyltoluene	**0.13**	**J**	0.50	0.080	ug/L			06/23/25 16:13	1
sec-Butylbenzene	**4.9**		0.50	0.10	ug/L			06/23/25 16:13	1
t-Amyl methyl ether	ND		0.50	0.20	ug/L			06/23/25 16:13	1
t-Butyl alcohol	**90**		10	3.0	ug/L			06/23/25 16:13	1
tert-Butylbenzene	**0.080**	**J**	0.50	0.080	ug/L			06/23/25 16:13	1
trans-1,4-Dichloro-2-butene	ND		5.0	2.0	ug/L			06/23/25 16:13	1

Surrogate	*%Recovery*	*Qualifier*	*Limits*	*Prepared*	*Analyzed*	*Dil Fac*
1,2-Dichloroethane-d4 (Surr)	*101*		*80 - 120*		*06/23/25 16:13*	*1*
Dibromofluoromethane (Surr)	*109*		*80 - 120*		*06/23/25 16:13*	*1*
4-Bromofluorobenzene (Surr)	*97*		*80 - 120*		*06/23/25 16:13*	*1*
Toluene-d8 (Surr)	*103*		*80 - 120*		*06/23/25 16:13*	*1*

Method: SW846 8260C LL - Volatile Organic Compounds by GC/MS - DL

Analyte	Result	Qualifier	RL	MDL	Unit	D	Prepared	Analyzed	Dil Fac
1,2,4-Trimethylbenzene	**54**		5.0	0.80	ug/L			06/25/25 17:10	10
Xylenes, Total	**37**		10	0.70	ug/L			06/25/25 17:10	10

Surrogate	*%Recovery*	*Qualifier*	*Limits*	*Prepared*	*Analyzed*	*Dil Fac*
1,2-Dichloroethane-d4 (Surr)	*106*		*80 - 120*		*06/25/25 17:10*	*10*
Dibromofluoromethane (Surr)	*110*		*80 - 120*		*06/25/25 17:10*	*10*
4-Bromofluorobenzene (Surr)	*98*		*80 - 120*		*06/25/25 17:10*	*10*
Toluene-d8 (Surr)	*103*		*80 - 120*		*06/25/25 17:10*	*10*

Method: SW846 8015D - Gasoline Range Organics (GRO) (GC)

Analyte	Result	Qualifier	RL	MDL	Unit	D	Prepared	Analyzed	Dil Fac
GRO (1C)	**0.49**		0.050	0.023	mg/L			06/20/25 15:03	1

Surrogate	*%Recovery*	*Qualifier*	*Limits*	*Prepared*	*Analyzed*	*Dil Fac*
a,a,a-Trifluorotoluene (fid) (1C)	*104*		*63 - 135*		*06/20/25 15:03*	*1*

Method: SW846 8015D - Diesel Range Organics (DRO) (GC)

Analyte	Result	Qualifier	RL	MDL	Unit	D	Prepared	Analyzed	Dil Fac
DRO (C10-C28)	**950**		110	57	ug/L		06/18/25 06:09	06/19/25 00:57	1

Surrogate	*%Recovery*	*Qualifier*	*Limits*	*Prepared*	*Analyzed*	*Dil Fac*
o- terphenyl (Surr)	*97*		*37 - 153*	*06/18/25 06:09*	*06/19/25 00:57*	*1*

Client: Groundwater & Environmental Services Inc
Job ID: 410-227301-1
Project/Site: High's Store No 141

Client Sample ID: MW-7A
Lab Sample ID: 410-227301-3
Date Collected: 06/12/25 12:00
Matrix: Water
Date Received: 06/13/25 15:35

Method: SW846 8260C LL - Volatile Organic Compounds by GC/MS

Analyte	Result	Qualifier	RL	MDL	Unit	D	Prepared	Analyzed	Dil Fac
1,1,1,2-Tetrachloroethane	ND	cn	0.50	0.070	ug/L			06/23/25 16:35	1
cis-1,3-Dichloropropene	ND	cn	0.50	0.10	ug/L			06/23/25 16:35	1
trans-1,3-Dichloropropene	ND	cn	0.50	0.080	ug/L			06/23/25 16:35	1
Ethylbenzene	ND		0.50	0.080	ug/L			06/23/25 16:35	1
Styrene	ND		0.50	0.070	ug/L			06/23/25 16:35	1
1,4-Dichlorobenzene	ND		0.50	0.070	ug/L			06/23/25 16:35	1
1,2-Dibromoethane	ND	cn	0.50	0.080	ug/L			06/23/25 16:35	1
1,1-Dichloropropene	ND		0.50	0.10	ug/L			06/23/25 16:35	1
1,2-Dichloroethane	ND		0.50	0.070	ug/L			06/23/25 16:35	1
1,2,3-Trichlorobenzene	ND		0.50	0.15	ug/L			06/23/25 16:35	1
1,2,3-Trichloropropane	ND	cn	1.0	0.10	ug/L			06/23/25 16:35	1
Toluene	ND		0.50	0.080	ug/L			06/23/25 16:35	1
Chlorobenzene	ND		0.50	0.070	ug/L			06/23/25 16:35	1
1,2,4-Trimethylbenzene	ND		0.50	0.080	ug/L			06/23/25 16:35	1
1,2,4-Trichlorobenzene	ND		0.50	0.070	ug/L			06/23/25 16:35	1
Dibromochloromethane	ND	cn	0.50	0.080	ug/L			06/23/25 16:35	1
Xylenes, Total	ND		1.0	0.070	ug/L			06/23/25 16:35	1
Tetrachloroethene	ND		0.50	0.20	ug/L			06/23/25 16:35	1
cis-1,2-Dichloroethene	ND		0.50	0.080	ug/L			06/23/25 16:35	1
trans-1,2-Dichloroethene	ND		0.50	0.10	ug/L			06/23/25 16:35	1
Methyl tertiary butyl ether	**1.4**		0.50	0.080	ug/L			06/23/25 16:35	1
1,3,5-Trimethylbenzene	ND		0.50	0.080	ug/L			06/23/25 16:35	1
1,3-Dichlorobenzene	ND		0.50	0.070	ug/L			06/23/25 16:35	1
1,3-Dichloropropane	ND	cn	0.50	0.080	ug/L			06/23/25 16:35	1
Chloroform	**0.15**	**J**	0.50	0.090	ug/L			06/23/25 16:35	1
Benzene	ND		0.50	0.10	ug/L			06/23/25 16:35	1
1,1,1-Trichloroethane	ND		0.50	0.080	ug/L			06/23/25 16:35	1
Bromomethane	ND		0.50	0.10	ug/L			06/23/25 16:35	1
Chloromethane	ND		0.50	0.10	ug/L			06/23/25 16:35	1
Chloroethane	ND		0.50	0.10	ug/L			06/23/25 16:35	1
2,2-Dichloropropane	ND		0.50	0.10	ug/L			06/23/25 16:35	1
Vinyl chloride	ND		0.50	0.10	ug/L			06/23/25 16:35	1
Methylene Chloride	ND		0.50	0.20	ug/L			06/23/25 16:35	1
Carbon disulfide	ND		1.0	0.10	ug/L			06/23/25 16:35	1
Bromoform	ND	cn	1.0	0.30	ug/L			06/23/25 16:35	1
Bromodichloromethane	ND	cn	0.50	0.080	ug/L			06/23/25 16:35	1
1,1-Dichloroethane	ND		0.50	0.10	ug/L			06/23/25 16:35	1
2-Chlorotoluene	ND		0.50	0.080	ug/L			06/23/25 16:35	1
1,1-Dichloroethene	ND		0.50	0.10	ug/L			06/23/25 16:35	1
Trichlorofluoromethane	ND		0.50	0.10	ug/L			06/23/25 16:35	1
4-Chlorotoluene	ND		0.50	0.080	ug/L			06/23/25 16:35	1
Dichlorodifluoromethane	ND		0.50	0.10	ug/L			06/23/25 16:35	1
1,2-Dichloropropane	ND		0.50	0.10	ug/L			06/23/25 16:35	1
1,1,2-Trichloroethane	ND		0.50	0.080	ug/L			06/23/25 16:35	1
Acrylonitrile	ND	cn	5.0	0.40	ug/L			06/23/25 16:35	1
Trichloroethene	ND		0.50	0.080	ug/L			06/23/25 16:35	1
1,1,2,2-Tetrachloroethane	ND	cn	0.50	0.10	ug/L			06/23/25 16:35	1
1,2-Dichlorobenzene	ND		0.50	0.070	ug/L			06/23/25 16:35	1
1,2-Dibromo-3-Chloropropane	ND		0.50	0.10	ug/L			06/23/25 16:35	1

Client Sample ID: MW-7A
Date Collected: 06/12/25 12:00
Date Received: 06/13/25 15:35

Lab Sample ID: 410-227301-3
Matrix: Water

Method: SW846 8260C LL - Volatile Organic Compounds by GC/MS (Continued)

Analyte	Result	Qualifier	RL	MDL	Unit	D	Prepared	Analyzed	Dil Fac
Bromobenzene	ND		0.50	0.080	ug/L			06/23/25 16:35	1
Bromochloromethane	ND		0.50	0.080	ug/L			06/23/25 16:35	1
Isopropylbenzene	ND		0.50	0.080	ug/L			06/23/25 16:35	1
Dibromomethane	ND	cn	0.50	0.080	ug/L			06/23/25 16:35	1
di-Isopropyl ether	ND		0.50	0.10	ug/L			06/23/25 16:35	1
Ethyl t-butyl ether	ND		0.50	0.080	ug/L			06/23/25 16:35	1
Hexachlorobutadiene	ND		0.50	0.080	ug/L			06/23/25 16:35	1
Naphthalene	**0.22**	**J**	0.50	0.10	ug/L			06/23/25 16:35	1
n-Butylbenzene	ND		0.50	0.080	ug/L			06/23/25 16:35	1
N-Propylbenzene	ND		0.50	0.10	ug/L			06/23/25 16:35	1
p-Isopropyltoluene	ND		0.50	0.080	ug/L			06/23/25 16:35	1
sec-Butylbenzene	ND		0.50	0.10	ug/L			06/23/25 16:35	1
t-Amyl methyl ether	ND		0.50	0.20	ug/L			06/23/25 16:35	1
t-Butyl alcohol	ND		10	3.0	ug/L			06/23/25 16:35	1
tert-Butylbenzene	ND		0.50	0.080	ug/L			06/23/25 16:35	1
trans-1,4-Dichloro-2-butene	ND		5.0	2.0	ug/L			06/23/25 16:35	1

Surrogate	*%Recovery*	*Qualifier*	*Limits*	*Prepared*	*Analyzed*	*Dil Fac*
1,2-Dichloroethane-d4 (Surr)	*110*		*80 - 120*		*06/23/25 16:35*	*1*
Dibromofluoromethane (Surr)	*111*		*80 - 120*		*06/23/25 16:35*	*1*
4-Bromofluorobenzene (Surr)	*93*		*80 - 120*		*06/23/25 16:35*	*1*
Toluene-d8 (Surr)	*103*		*80 - 120*		*06/23/25 16:35*	*1*

Method: SW846 8015D - Gasoline Range Organics (GRO) (GC)

Analyte	Result	Qualifier	RL	MDL	Unit	D	Prepared	Analyzed	Dil Fac
GRO (1C)	ND		0.050	0.023	mg/L			06/20/25 15:28	1

Surrogate	*%Recovery*	*Qualifier*	*Limits*	*Prepared*	*Analyzed*	*Dil Fac*
a,a,a-Trifluorotoluene (fid) (1C)	*102*		*63 - 135*		*06/20/25 15:28*	*1*

Method: SW846 8015D - Diesel Range Organics (DRO) (GC)

Analyte	Result	Qualifier	RL	MDL	Unit	D	Prepared	Analyzed	Dil Fac
DRO (C10-C28)	ND		110	56	ug/L		06/18/25 06:09	06/19/25 01:21	1

Surrogate	*%Recovery*	*Qualifier*	*Limits*	*Prepared*	*Analyzed*	*Dil Fac*
o- terphenyl (Surr)	*93*		*37 - 153*	*06/18/25 06:09*	*06/19/25 01:21*	*1*

Client: Groundwater & Environmental Services Inc
Job ID: 410-227301-1
Project/Site: High's Store No 141

Client Sample ID: RW-2
Lab Sample ID: 410-227301-4
Date Collected: 06/12/25 12:55
Matrix: Water
Date Received: 06/13/25 15:35

Method: SW846 8260C LL - Volatile Organic Compounds by GC/MS

Analyte	Result	Qualifier	RL	MDL	Unit	D	Prepared	Analyzed	Dil Fac
1,1,1,2-Tetrachloroethane	ND	cn	0.50	0.070	ug/L			06/23/25 16:57	1
cis-1,3-Dichloropropene	ND	cn	0.50	0.10	ug/L			06/23/25 16:57	1
trans-1,3-Dichloropropene	ND	cn	0.50	0.080	ug/L			06/23/25 16:57	1
Ethylbenzene	ND		0.50	0.080	ug/L			06/23/25 16:57	1
Styrene	ND		0.50	0.070	ug/L			06/23/25 16:57	1
1,4-Dichlorobenzene	ND		0.50	0.070	ug/L			06/23/25 16:57	1
1,2-Dibromoethane	ND	cn	0.50	0.080	ug/L			06/23/25 16:57	1
1,1-Dichloropropene	ND		0.50	0.10	ug/L			06/23/25 16:57	1
1,2-Dichloroethane	ND		0.50	0.070	ug/L			06/23/25 16:57	1
1,2,3-Trichlorobenzene	ND		0.50	0.15	ug/L			06/23/25 16:57	1
1,2,3-Trichloropropane	ND	cn	1.0	0.10	ug/L			06/23/25 16:57	1
Toluene	ND		0.50	0.080	ug/L			06/23/25 16:57	1
Chlorobenzene	ND		0.50	0.070	ug/L			06/23/25 16:57	1
1,2,4-Trimethylbenzene	ND		0.50	0.080	ug/L			06/23/25 16:57	1
1,2,4-Trichlorobenzene	ND		0.50	0.070	ug/L			06/23/25 16:57	1
Dibromochloromethane	ND	cn	0.50	0.080	ug/L			06/23/25 16:57	1
Xylenes, Total	ND		1.0	0.070	ug/L			06/23/25 16:57	1
Tetrachloroethene	ND		0.50	0.20	ug/L			06/23/25 16:57	1
cis-1,2-Dichloroethene	ND		0.50	0.080	ug/L			06/23/25 16:57	1
trans-1,2-Dichloroethene	ND		0.50	0.10	ug/L			06/23/25 16:57	1
Methyl tertiary butyl ether	**1.8**		0.50	0.080	ug/L			06/23/25 16:57	1
1,3,5-Trimethylbenzene	ND		0.50	0.080	ug/L			06/23/25 16:57	1
1,3-Dichlorobenzene	ND		0.50	0.070	ug/L			06/23/25 16:57	1
1,3-Dichloropropane	ND	cn	0.50	0.080	ug/L			06/23/25 16:57	1
Chloroform	ND		0.50	0.090	ug/L			06/23/25 16:57	1
Benzene	ND		0.50	0.10	ug/L			06/23/25 16:57	1
1,1,1-Trichloroethane	ND		0.50	0.080	ug/L			06/23/25 16:57	1
Bromomethane	ND		0.50	0.10	ug/L			06/23/25 16:57	1
Chloromethane	ND		0.50	0.10	ug/L			06/23/25 16:57	1
Chloroethane	ND		0.50	0.10	ug/L			06/23/25 16:57	1
2,2-Dichloropropane	ND		0.50	0.10	ug/L			06/23/25 16:57	1
Vinyl chloride	ND		0.50	0.10	ug/L			06/23/25 16:57	1
Methylene Chloride	ND		0.50	0.20	ug/L			06/23/25 16:57	1
Carbon disulfide	ND		1.0	0.10	ug/L			06/23/25 16:57	1
Bromoform	ND	cn	1.0	0.30	ug/L			06/23/25 16:57	1
Bromodichloromethane	ND	cn	0.50	0.080	ug/L			06/23/25 16:57	1
1,1-Dichloroethane	ND		0.50	0.10	ug/L			06/23/25 16:57	1
2-Chlorotoluene	ND		0.50	0.080	ug/L			06/23/25 16:57	1
1,1-Dichloroethene	ND		0.50	0.10	ug/L			06/23/25 16:57	1
Trichlorofluoromethane	ND		0.50	0.10	ug/L			06/23/25 16:57	1
4-Chlorotoluene	ND		0.50	0.080	ug/L			06/23/25 16:57	1
Dichlorodifluoromethane	ND		0.50	0.10	ug/L			06/23/25 16:57	1
1,2-Dichloropropane	ND		0.50	0.10	ug/L			06/23/25 16:57	1
1,1,2-Trichloroethane	ND		0.50	0.080	ug/L			06/23/25 16:57	1
Acrylonitrile	ND	cn	5.0	0.40	ug/L			06/23/25 16:57	1
Trichloroethene	ND		0.50	0.080	ug/L			06/23/25 16:57	1
1,1,2,2-Tetrachloroethane	ND	cn	0.50	0.10	ug/L			06/23/25 16:57	1
1,2-Dichlorobenzene	ND		0.50	0.070	ug/L			06/23/25 16:57	1
1,2-Dibromo-3-Chloropropane	ND		0.50	0.10	ug/L			06/23/25 16:57	1

Client Sample ID: RW-2
Lab Sample ID: 410-227301-4
Date Collected: 06/12/25 12:55
Matrix: Water
Date Received: 06/13/25 15:35

Method: SW846 8260C LL - Volatile Organic Compounds by GC/MS (Continued)

Analyte	Result	Qualifier	RL	MDL	Unit	D	Prepared	Analyzed	Dil Fac
Bromobenzene	ND		0.50	0.080	ug/L			06/23/25 16:57	1
Bromochloromethane	ND		0.50	0.080	ug/L			06/23/25 16:57	1
Isopropylbenzene	ND		0.50	0.080	ug/L			06/23/25 16:57	1
Dibromomethane	ND	cn	0.50	0.080	ug/L			06/23/25 16:57	1
di-Isopropyl ether	ND		0.50	0.10	ug/L			06/23/25 16:57	1
Ethyl t-butyl ether	ND		0.50	0.080	ug/L			06/23/25 16:57	1
Hexachlorobutadiene	ND		0.50	0.080	ug/L			06/23/25 16:57	1
Naphthalene	ND		0.50	0.10	ug/L			06/23/25 16:57	1
n-Butylbenzene	ND		0.50	0.080	ug/L			06/23/25 16:57	1
N-Propylbenzene	ND		0.50	0.10	ug/L			06/23/25 16:57	1
p-Isopropyltoluene	ND		0.50	0.080	ug/L			06/23/25 16:57	1
sec-Butylbenzene	ND		0.50	0.10	ug/L			06/23/25 16:57	1
t-Amyl methyl ether	ND		0.50	0.20	ug/L			06/23/25 16:57	1
t-Butyl alcohol	ND		10	3.0	ug/L			06/23/25 16:57	1
tert-Butylbenzene	ND		0.50	0.080	ug/L			06/23/25 16:57	1
trans-1,4-Dichloro-2-butene	ND		5.0	2.0	ug/L			06/23/25 16:57	1

Surrogate	*%Recovery*	*Qualifier*	*Limits*	*Prepared*	*Analyzed*	*Dil Fac*
1,2-Dichloroethane-d4 (Surr)	*106*		*80 - 120*		*06/23/25 16:57*	*1*
Dibromofluoromethane (Surr)	*112*		*80 - 120*		*06/23/25 16:57*	*1*
4-Bromofluorobenzene (Surr)	*94*		*80 - 120*		*06/23/25 16:57*	*1*
Toluene-d8 (Surr)	*104*		*80 - 120*		*06/23/25 16:57*	*1*

Method: SW846 8015D - Gasoline Range Organics (GRO) (GC)

Analyte	Result	Qualifier	RL	MDL	Unit	D	Prepared	Analyzed	Dil Fac
GRO (1C)	ND		0.050	0.023	mg/L			06/20/25 15:53	1

Surrogate	*%Recovery*	*Qualifier*	*Limits*	*Prepared*	*Analyzed*	*Dil Fac*
a,a,a-Trifluorotoluene (fid) (1C)	*102*		*63 - 135*		*06/20/25 15:53*	*1*

Method: SW846 8015D - Diesel Range Organics (DRO) (GC)

Analyte	Result	Qualifier	RL	MDL	Unit	D	Prepared	Analyzed	Dil Fac
DRO (C10-C28)	**82**	**J**	110	56	ug/L		06/18/25 06:09	06/19/25 01:45	1

Surrogate	*%Recovery*	*Qualifier*	*Limits*	*Prepared*	*Analyzed*	*Dil Fac*
o- terphenyl (Surr)	*95*		*37 - 153*	*06/18/25 06:09*	*06/19/25 01:45*	*1*

Client: Groundwater & Environmental Services Inc
Job ID: 410-227301-1
Project/Site: High's Store No 141

Client Sample ID: MW-7B
Lab Sample ID: 410-227301-5
Date Collected: 06/12/25 14:05
Matrix: Water
Date Received: 06/13/25 15:35

Method: SW846 8260C LL - Volatile Organic Compounds by GC/MS

Analyte	Result	Qualifier	RL	MDL	Unit	D	Prepared	Analyzed	Dil Fac
1,1,1,2-Tetrachloroethane	ND	cn	0.50	0.070	ug/L			06/25/25 15:38	1
cis-1,3-Dichloropropene	ND	cn	0.50	0.10	ug/L			06/25/25 15:38	1
trans-1,3-Dichloropropene	ND	cn	0.50	0.080	ug/L			06/25/25 15:38	1
Ethylbenzene	ND		0.50	0.080	ug/L			06/25/25 15:38	1
Styrene	ND		0.50	0.070	ug/L			06/25/25 15:38	1
1,4-Dichlorobenzene	ND		0.50	0.070	ug/L			06/25/25 15:38	1
1,2-Dibromoethane	ND	cn	0.50	0.080	ug/L			06/25/25 15:38	1
1,1-Dichloropropene	ND		0.50	0.10	ug/L			06/25/25 15:38	1
1,2-Dichloroethane	ND		0.50	0.070	ug/L			06/25/25 15:38	1
1,2,3-Trichlorobenzene	ND		0.50	0.15	ug/L			06/25/25 15:38	1
1,2,3-Trichloropropane	ND		1.0	0.10	ug/L			06/25/25 15:38	1
Toluene	ND		0.50	0.080	ug/L			06/25/25 15:38	1
Chlorobenzene	ND		0.50	0.070	ug/L			06/25/25 15:38	1
1,2,4-Trimethylbenzene	ND		0.50	0.080	ug/L			06/25/25 15:38	1
1,2,4-Trichlorobenzene	ND		0.50	0.070	ug/L			06/25/25 15:38	1
Dibromochloromethane	ND	cn	0.50	0.080	ug/L			06/25/25 15:38	1
Xylenes, Total	ND		1.0	0.070	ug/L			06/25/25 15:38	1
Tetrachloroethene	ND		0.50	0.20	ug/L			06/25/25 15:38	1
cis-1,2-Dichloroethene	ND		0.50	0.080	ug/L			06/25/25 15:38	1
trans-1,2-Dichloroethene	ND		0.50	0.10	ug/L			06/25/25 15:38	1
Methyl tertiary butyl ether	ND		0.50	0.080	ug/L			06/25/25 15:38	1
1,3,5-Trimethylbenzene	ND		0.50	0.080	ug/L			06/25/25 15:38	1
1,3-Dichlorobenzene	ND		0.50	0.070	ug/L			06/25/25 15:38	1
1,3-Dichloropropane	ND	cn	0.50	0.080	ug/L			06/25/25 15:38	1
Chloroform	ND		0.50	0.090	ug/L			06/25/25 15:38	1
Benzene	ND		0.50	0.10	ug/L			06/25/25 15:38	1
1,1,1-Trichloroethane	ND		0.50	0.080	ug/L			06/25/25 15:38	1
Bromomethane	ND		0.50	0.10	ug/L			06/25/25 15:38	1
Chloromethane	ND		0.50	0.10	ug/L			06/25/25 15:38	1
Chloroethane	ND		0.50	0.10	ug/L			06/25/25 15:38	1
2,2-Dichloropropane	ND		0.50	0.10	ug/L			06/25/25 15:38	1
Vinyl chloride	ND		0.50	0.10	ug/L			06/25/25 15:38	1
Methylene Chloride	ND		0.50	0.20	ug/L			06/25/25 15:38	1
Carbon disulfide	ND		1.0	0.10	ug/L			06/25/25 15:38	1
Bromoform	ND	cn	1.0	0.30	ug/L			06/25/25 15:38	1
Bromodichloromethane	ND	cn	0.50	0.080	ug/L			06/25/25 15:38	1
1,1-Dichloroethane	ND		0.50	0.10	ug/L			06/25/25 15:38	1
2-Chlorotoluene	ND		0.50	0.080	ug/L			06/25/25 15:38	1
1,1-Dichloroethene	ND		0.50	0.10	ug/L			06/25/25 15:38	1
Trichlorofluoromethane	ND		0.50	0.10	ug/L			06/25/25 15:38	1
4-Chlorotoluene	ND		0.50	0.080	ug/L			06/25/25 15:38	1
Dichlorodifluoromethane	ND		0.50	0.10	ug/L			06/25/25 15:38	1
1,2-Dichloropropane	ND	cn	0.50	0.10	ug/L			06/25/25 15:38	1
1,1,2-Trichloroethane	ND		0.50	0.080	ug/L			06/25/25 15:38	1
Acrylonitrile	ND	cn	5.0	0.40	ug/L			06/25/25 15:38	1
Trichloroethene	ND		0.50	0.080	ug/L			06/25/25 15:38	1
1,1,2,2-Tetrachloroethane	ND	cn	0.50	0.10	ug/L			06/25/25 15:38	1
1,2-Dichlorobenzene	ND		0.50	0.070	ug/L			06/25/25 15:38	1
1,2-Dibromo-3-Chloropropane	ND		0.50	0.10	ug/L			06/25/25 15:38	1

Client Sample ID: MW-7B
Lab Sample ID: 410-227301-5
Date Collected: 06/12/25 14:05
Matrix: Water
Date Received: 06/13/25 15:35

Method: SW846 8260C LL - Volatile Organic Compounds by GC/MS (Continued)

Analyte	Result	Qualifier	RL	MDL	Unit	D	Prepared	Analyzed	Dil Fac
Bromobenzene	ND		0.50	0.080	ug/L			06/25/25 15:38	1
Bromochloromethane	ND		0.50	0.080	ug/L			06/25/25 15:38	1
Isopropylbenzene	ND		0.50	0.080	ug/L			06/25/25 15:38	1
Dibromomethane	ND	cn	0.50	0.080	ug/L			06/25/25 15:38	1
di-Isopropyl ether	ND		0.50	0.10	ug/L			06/25/25 15:38	1
Ethyl t-butyl ether	ND		0.50	0.080	ug/L			06/25/25 15:38	1
Hexachlorobutadiene	ND	cn	0.50	0.080	ug/L			06/25/25 15:38	1
Naphthalene	ND		0.50	0.10	ug/L			06/25/25 15:38	1
n-Butylbenzene	ND		0.50	0.080	ug/L			06/25/25 15:38	1
N-Propylbenzene	ND		0.50	0.10	ug/L			06/25/25 15:38	1
p-Isopropyltoluene	ND		0.50	0.080	ug/L			06/25/25 15:38	1
sec-Butylbenzene	ND		0.50	0.10	ug/L			06/25/25 15:38	1
t-Amyl methyl ether	ND		0.50	0.20	ug/L			06/25/25 15:38	1
t-Butyl alcohol	ND		10	3.0	ug/L			06/25/25 15:38	1
tert-Butylbenzene	ND		0.50	0.080	ug/L			06/25/25 15:38	1
trans-1,4-Dichloro-2-butene	ND		5.0	2.0	ug/L			06/25/25 15:38	1

Surrogate	*%Recovery*	*Qualifier*	*Limits*	*Prepared*	*Analyzed*	*Dil Fac*
1,2-Dichloroethane-d4 (Surr)	*104*		*80 - 120*		*06/25/25 15:38*	*1*
Dibromofluoromethane (Surr)	*110*		*80 - 120*		*06/25/25 15:38*	*1*
4-Bromofluorobenzene (Surr)	*94*		*80 - 120*		*06/25/25 15:38*	*1*
Toluene-d8 (Surr)	*105*		*80 - 120*		*06/25/25 15:38*	*1*

Method: SW846 8015D - Gasoline Range Organics (GRO) (GC)

Analyte	Result	Qualifier	RL	MDL	Unit	D	Prepared	Analyzed	Dil Fac
GRO (1C)	ND		0.050	0.023	mg/L			06/20/25 17:09	1

Surrogate	*%Recovery*	*Qualifier*	*Limits*	*Prepared*	*Analyzed*	*Dil Fac*
a,a,a-Trifluorotoluene (fid) (1C)	*101*		*63 - 135*		*06/20/25 17:09*	*1*

Method: SW846 8015D - Diesel Range Organics (DRO) (GC)

Analyte	Result	Qualifier	RL	MDL	Unit	D	Prepared	Analyzed	Dil Fac
DRO (C10-C28)	**81**	**J**	110	57	ug/L		06/18/25 06:09	06/19/25 02:08	1

Surrogate	*%Recovery*	*Qualifier*	*Limits*	*Prepared*	*Analyzed*	*Dil Fac*
o- terphenyl (Surr)	*101*		*37 - 153*	*06/18/25 06:09*	*06/19/25 02:08*	*1*

Client: Groundwater & Environmental Services Inc
Job ID: 410-227301-1
Project/Site: High's Store No 141

Client Sample ID: MW-1608R
Lab Sample ID: 410-227301-6

Date Collected: 06/12/25 15:00
Matrix: Water
Date Received: 06/13/25 15:35

Method: SW846 8260C LL - Volatile Organic Compounds by GC/MS

Analyte	Result	Qualifier	RL	MDL	Unit	D	Prepared	Analyzed	Dil Fac
1,1,1,2-Tetrachloroethane	ND	cn	0.50	0.070	ug/L			06/25/25 16:04	1
cis-1,3-Dichloropropene	ND	cn	0.50	0.10	ug/L			06/25/25 16:04	1
trans-1,3-Dichloropropene	ND	cn	0.50	0.080	ug/L			06/25/25 16:04	1
Ethylbenzene	ND		0.50	0.080	ug/L			06/25/25 16:04	1
Styrene	ND		0.50	0.070	ug/L			06/25/25 16:04	1
1,4-Dichlorobenzene	ND		0.50	0.070	ug/L			06/25/25 16:04	1
1,2-Dibromoethane	ND	cn	0.50	0.080	ug/L			06/25/25 16:04	1
1,1-Dichloropropene	ND		0.50	0.10	ug/L			06/25/25 16:04	1
1,2-Dichloroethane	ND		0.50	0.070	ug/L			06/25/25 16:04	1
1,2,3-Trichlorobenzene	ND		0.50	0.15	ug/L			06/25/25 16:04	1
1,2,3-Trichloropropane	ND		1.0	0.10	ug/L			06/25/25 16:04	1
Toluene	ND		0.50	0.080	ug/L			06/25/25 16:04	1
Chlorobenzene	ND		0.50	0.070	ug/L			06/25/25 16:04	1
1,2,4-Trimethylbenzene	ND		0.50	0.080	ug/L			06/25/25 16:04	1
1,2,4-Trichlorobenzene	ND		0.50	0.070	ug/L			06/25/25 16:04	1
Dibromochloromethane	ND	cn	0.50	0.080	ug/L			06/25/25 16:04	1
Xylenes, Total	ND		1.0	0.070	ug/L			06/25/25 16:04	1
Tetrachloroethene	ND		0.50	0.20	ug/L			06/25/25 16:04	1
cis-1,2-Dichloroethene	ND		0.50	0.080	ug/L			06/25/25 16:04	1
trans-1,2-Dichloroethene	ND		0.50	0.10	ug/L			06/25/25 16:04	1
1,3,5-Trimethylbenzene	ND		0.50	0.080	ug/L			06/25/25 16:04	1
1,3-Dichlorobenzene	ND		0.50	0.070	ug/L			06/25/25 16:04	1
1,3-Dichloropropane	ND	cn	0.50	0.080	ug/L			06/25/25 16:04	1
Chloroform	ND		0.50	0.090	ug/L			06/25/25 16:04	1
Benzene	ND		0.50	0.10	ug/L			06/25/25 16:04	1
1,1,1-Trichloroethane	ND		0.50	0.080	ug/L			06/25/25 16:04	1
Bromomethane	ND		0.50	0.10	ug/L			06/25/25 16:04	1
Chloromethane	ND		0.50	0.10	ug/L			06/25/25 16:04	1
Chloroethane	ND		0.50	0.10	ug/L			06/25/25 16:04	1
2,2-Dichloropropane	ND		0.50	0.10	ug/L			06/25/25 16:04	1
Vinyl chloride	ND		0.50	0.10	ug/L			06/25/25 16:04	1
Methylene Chloride	ND		0.50	0.20	ug/L			06/25/25 16:04	1
Carbon disulfide	**0.15**	**J**	1.0	0.10	ug/L			06/25/25 16:04	1
Bromoform	ND	cn	1.0	0.30	ug/L			06/25/25 16:04	1
Bromodichloromethane	ND	cn	0.50	0.080	ug/L			06/25/25 16:04	1
1,1-Dichloroethane	ND		0.50	0.10	ug/L			06/25/25 16:04	1
2-Chlorotoluene	ND		0.50	0.080	ug/L			06/25/25 16:04	1
1,1-Dichloroethene	ND		0.50	0.10	ug/L			06/25/25 16:04	1
Trichlorofluoromethane	ND		0.50	0.10	ug/L			06/25/25 16:04	1
4-Chlorotoluene	ND		0.50	0.080	ug/L			06/25/25 16:04	1
Dichlorodifluoromethane	ND		0.50	0.10	ug/L			06/25/25 16:04	1
1,2-Dichloropropane	ND	cn	0.50	0.10	ug/L			06/25/25 16:04	1
1,1,2-Trichloroethane	ND		0.50	0.080	ug/L			06/25/25 16:04	1
Acrylonitrile	ND	cn	5.0	0.40	ug/L			06/25/25 16:04	1
Trichloroethene	ND		0.50	0.080	ug/L			06/25/25 16:04	1
1,1,2,2-Tetrachloroethane	ND	cn	0.50	0.10	ug/L			06/25/25 16:04	1
1,2-Dichlorobenzene	ND		0.50	0.070	ug/L			06/25/25 16:04	1
1,2-Dibromo-3-Chloropropane	ND		0.50	0.10	ug/L			06/25/25 16:04	1
Bromobenzene	ND		0.50	0.080	ug/L			06/25/25 16:04	1

Client Sample ID: MW-1608R
Lab Sample ID: 410-227301-6

Date Collected: 06/12/25 15:00
Matrix: Water
Date Received: 06/13/25 15:35

Method: SW846 8260C LL - Volatile Organic Compounds by GC/MS (Continued)

Analyte	Result	Qualifier	RL	MDL	Unit	D	Prepared	Analyzed	Dil Fac
Bromochloromethane	ND		0.50	0.080	ug/L			06/25/25 16:04	1
Isopropylbenzene	ND		0.50	0.080	ug/L			06/25/25 16:04	1
Dibromomethane	ND	cn	0.50	0.080	ug/L			06/25/25 16:04	1
di-Isopropyl ether	**0.14**	**J**	0.50	0.10	ug/L			06/25/25 16:04	1
Ethyl t-butyl ether	ND		0.50	0.080	ug/L			06/25/25 16:04	1
Hexachlorobutadiene	ND	cn	0.50	0.080	ug/L			06/25/25 16:04	1
Naphthalene	ND		0.50	0.10	ug/L			06/25/25 16:04	1
n-Butylbenzene	ND		0.50	0.080	ug/L			06/25/25 16:04	1
N-Propylbenzene	ND		0.50	0.10	ug/L			06/25/25 16:04	1
p-Isopropyltoluene	ND		0.50	0.080	ug/L			06/25/25 16:04	1
sec-Butylbenzene	ND		0.50	0.10	ug/L			06/25/25 16:04	1
t-Amyl methyl ether	**0.57**		0.50	0.20	ug/L			06/25/25 16:04	1
t-Butyl alcohol	**4.1**	**J**	10	3.0	ug/L			06/25/25 16:04	1
tert-Butylbenzene	ND		0.50	0.080	ug/L			06/25/25 16:04	1
trans-1,4-Dichloro-2-butene	ND		5.0	2.0	ug/L			06/25/25 16:04	1

Surrogate	*%Recovery*	*Qualifier*	*Limits*	*Prepared*	*Analyzed*	*Dil Fac*
1,2-Dichloroethane-d4 (Surr)	*114*		*80 - 120*		*06/25/25 16:04*	*1*
Dibromofluoromethane (Surr)	*113*		*80 - 120*		*06/25/25 16:04*	*1*
4-Bromofluorobenzene (Surr)	*93*		*80 - 120*		*06/25/25 16:04*	*1*
Toluene-d8 (Surr)	*102*		*80 - 120*		*06/25/25 16:04*	*1*

Method: SW846 8260C LL - Volatile Organic Compounds by GC/MS - DL

Analyte	Result	Qualifier	RL	MDL	Unit	D	Prepared	Analyzed	Dil Fac
Methyl tertiary butyl ether	**31**		5.0	0.80	ug/L			06/25/25 16:26	10

Surrogate	*%Recovery*	*Qualifier*	*Limits*	*Prepared*	*Analyzed*	*Dil Fac*
1,2-Dichloroethane-d4 (Surr)	*107*		*80 - 120*		*06/25/25 16:26*	*10*
Dibromofluoromethane (Surr)	*113*		*80 - 120*		*06/25/25 16:26*	*10*
4-Bromofluorobenzene (Surr)	*93*		*80 - 120*		*06/25/25 16:26*	*10*
Toluene-d8 (Surr)	*103*		*80 - 120*		*06/25/25 16:26*	*10*

Method: SW846 8015D - Gasoline Range Organics (GRO) (GC)

Analyte	Result	Qualifier	RL	MDL	Unit	D	Prepared	Analyzed	Dil Fac
GRO (1C)	**0.032**	**J**	0.050	0.023	mg/L			06/20/25 17:34	1

Surrogate	*%Recovery*	*Qualifier*	*Limits*	*Prepared*	*Analyzed*	*Dil Fac*
a,a,a-Trifluorotoluene (fid) (1C)	*102*		*63 - 135*		*06/20/25 17:34*	*1*

Method: SW846 8015D - Diesel Range Organics (DRO) (GC)

Analyte	Result	Qualifier	RL	MDL	Unit	D	Prepared	Analyzed	Dil Fac
DRO (C10-C28)	ND		110	57	ug/L		06/18/25 06:09	06/19/25 02:32	1

Surrogate	*%Recovery*	*Qualifier*	*Limits*	*Prepared*	*Analyzed*	*Dil Fac*
o- terphenyl (Surr)	*106*		*37 - 153*	*06/18/25 06:09*	*06/19/25 02:32*	*1*

Surrogate Summary

Client: Groundwater & Environmental Services Inc
Job ID: 410-227301-1
Project/Site: High's Store No 141

Method: 8260C LL - Volatile Organic Compounds by GC/MS

Matrix: Water
Prep Type: Total/NA

		Percent Surrogate Recovery (Acceptance Limits)			
		DCA	DBFM	BFB	TOL
Lab Sample ID	Client Sample ID	(80-120)	(80-120)	(80-120)	(80-120)
410-227301-1	MW-22	103	107	97	102
410-227301-2	MW-3	101	109	97	103
410-227301-2 - DL	MW-3	106	110	98	103
410-227301-3	MW-7A	110	111	93	103
410-227301-4	RW-2	106	112	94	104
410-227301-5	MW-7B	104	110	94	105
410-227301-6	MW-1608R	114	113	93	102
410-227301-6 - DL	MW-1608R	107	113	93	103
LCS 410-661204/4	Lab Control Sample	105	109	98	106
LCS 410-662446/6	Lab Control Sample	102	107	100	108
LCSD 410-661204/5	Lab Control Sample Dup	107	109	100	106
MB 410-661204/7	Method Blank	108	110	92	106
MB 410-662446/10	Method Blank	104	112	94	103

Surrogate Legend

DCA = 1,2-Dichloroethane-d4 (Surr)
DBFM = Dibromofluoromethane (Surr)
BFB = 4-Bromofluorobenzene (Surr)
TOL = Toluene-d8 (Surr)

Method: 8015D - Gasoline Range Organics (GRO) (GC)

Matrix: Water
Prep Type: Total/NA

		Percent Surrogate Recovery (Acceptance Limits)
		TFT-F1
Lab Sample ID	Client Sample ID	(63-135)
410-227301-1	MW-22	102
410-227301-2	MW-3	104
410-227301-3	MW-7A	102
410-227301-4	RW-2	102
410-227301-5	MW-7B	101
410-227301-6	MW-1608R	102
LCS 410-660448/6	Lab Control Sample	92
LCSD 410-660448/7	Lab Control Sample Dup	92
MB 410-660448/5	Method Blank	102

Surrogate Legend

TFT-F = a,a,a-Trifluorotoluene (fid)

Method: 8015D - Diesel Range Organics (DRO) (GC)

Matrix: Water
Prep Type: Total/NA

		Percent Surrogate Recovery (Acceptance Limits)
		OTP
Lab Sample ID	Client Sample ID	(37-153)
410-227301-1	MW-22	92
410-227301-2	MW-3	97
410-227301-3	MW-7A	93
410-227301-4	RW-2	95
410-227301-5	MW-7B	101
410-227301-6	MW-1608R	106

Surrogate Summary

Client: Groundwater & Environmental Services Inc
Job ID: 410-227301-1
Project/Site: High's Store No 141

Method: 8015D - Diesel Range Organics (DRO) (GC) (Continued)

Matrix: Water
Prep Type: Total/NA

		Percent Surrogate Recovery (Acceptance Limits)
Lab Sample ID	**Client Sample ID**	**OTP (37-153)**
LCS 410-659164/2-A	Lab Control Sample	114
LCSD 410-659164/3-A	Lab Control Sample Dup	110
MB 410-659164/1-A	Method Blank	101

Surrogate Legend

OTP = o- terphenyl (Surr)

Method: 8260C LL - Volatile Organic Compounds by GC/MS

Lab Sample ID: MB 410-661204/7
Matrix: Water
Analysis Batch: 661204

Client Sample ID: Method Blank
Prep Type: Total/NA

Analyte	MB Result	MB Qualifier	RL	MDL	Unit	D	Prepared	Analyzed	Dil Fac
1,1,1,2-Tetrachloroethane	ND		0.50	0.070	ug/L			06/23/25 11:38	1
cis-1,3-Dichloropropene	ND		0.50	0.10	ug/L			06/23/25 11:38	1
trans-1,3-Dichloropropene	ND		0.50	0.080	ug/L			06/23/25 11:38	1
Ethylbenzene	ND		0.50	0.080	ug/L			06/23/25 11:38	1
Styrene	ND		0.50	0.070	ug/L			06/23/25 11:38	1
1,4-Dichlorobenzene	ND		0.50	0.070	ug/L			06/23/25 11:38	1
1,2-Dibromoethane	ND		0.50	0.080	ug/L			06/23/25 11:38	1
1,1-Dichloropropene	ND		0.50	0.10	ug/L			06/23/25 11:38	1
1,2-Dichloroethane	ND		0.50	0.070	ug/L			06/23/25 11:38	1
1,2,3-Trichlorobenzene	ND		0.50	0.15	ug/L			06/23/25 11:38	1
1,2,3-Trichloropropane	ND		1.0	0.10	ug/L			06/23/25 11:38	1
Toluene	ND		0.50	0.080	ug/L			06/23/25 11:38	1
Chlorobenzene	ND		0.50	0.070	ug/L			06/23/25 11:38	1
1,2,4-Trimethylbenzene	ND		0.50	0.080	ug/L			06/23/25 11:38	1
1,2,4-Trichlorobenzene	ND		0.50	0.070	ug/L			06/23/25 11:38	1
Dibromochloromethane	ND		0.50	0.080	ug/L			06/23/25 11:38	1
Xylenes, Total	ND		1.0	0.070	ug/L			06/23/25 11:38	1
Tetrachloroethene	ND		0.50	0.20	ug/L			06/23/25 11:38	1
cis-1,2-Dichloroethene	ND		0.50	0.080	ug/L			06/23/25 11:38	1
trans-1,2-Dichloroethene	ND		0.50	0.10	ug/L			06/23/25 11:38	1
Methyl tertiary butyl ether	ND		0.50	0.080	ug/L			06/23/25 11:38	1
1,3,5-Trimethylbenzene	ND		0.50	0.080	ug/L			06/23/25 11:38	1
1,3-Dichlorobenzene	ND		0.50	0.070	ug/L			06/23/25 11:38	1
1,3-Dichloropropane	ND		0.50	0.080	ug/L			06/23/25 11:38	1
Chloroform	ND		0.50	0.090	ug/L			06/23/25 11:38	1
Benzene	ND		0.50	0.10	ug/L			06/23/25 11:38	1
1,1,1-Trichloroethane	ND		0.50	0.080	ug/L			06/23/25 11:38	1
Bromomethane	ND		0.50	0.10	ug/L			06/23/25 11:38	1
Chloromethane	ND		0.50	0.10	ug/L			06/23/25 11:38	1
Chloroethane	ND		0.50	0.10	ug/L			06/23/25 11:38	1
2,2-Dichloropropane	ND		0.50	0.10	ug/L			06/23/25 11:38	1
Vinyl chloride	ND		0.50	0.10	ug/L			06/23/25 11:38	1
Methylene Chloride	ND		0.50	0.20	ug/L			06/23/25 11:38	1
Carbon disulfide	ND		1.0	0.10	ug/L			06/23/25 11:38	1
Bromoform	ND		1.0	0.30	ug/L			06/23/25 11:38	1
Bromodichloromethane	ND		0.50	0.080	ug/L			06/23/25 11:38	1
1,1-Dichloroethane	ND		0.50	0.10	ug/L			06/23/25 11:38	1
2-Chlorotoluene	ND		0.50	0.080	ug/L			06/23/25 11:38	1
1,1-Dichloroethene	ND		0.50	0.10	ug/L			06/23/25 11:38	1
Trichlorofluoromethane	ND		0.50	0.10	ug/L			06/23/25 11:38	1
4-Chlorotoluene	ND		0.50	0.080	ug/L			06/23/25 11:38	1
Dichlorodifluoromethane	ND		0.50	0.10	ug/L			06/23/25 11:38	1
1,2-Dichloropropane	ND		0.50	0.10	ug/L			06/23/25 11:38	1
1,1,2-Trichloroethane	ND		0.50	0.080	ug/L			06/23/25 11:38	1
Acrylonitrile	ND		5.0	0.40	ug/L			06/23/25 11:38	1
Trichloroethene	ND		0.50	0.080	ug/L			06/23/25 11:38	1
1,1,2,2-Tetrachloroethane	ND		0.50	0.10	ug/L			06/23/25 11:38	1
1,2-Dichlorobenzene	ND		0.50	0.070	ug/L			06/23/25 11:38	1

Method: 8260C LL - Volatile Organic Compounds by GC/MS (Continued)

Lab Sample ID: MB 410-661204/7
Matrix: Water
Analysis Batch: 661204

Client Sample ID: Method Blank
Prep Type: Total/NA

Analyte	MB Result	MB Qualifier	RL	MDL	Unit	D	Prepared	Analyzed	Dil Fac
1,2-Dibromo-3-Chloropropane	ND		0.50	0.10	ug/L			06/23/25 11:38	1
Bromobenzene	ND		0.50	0.080	ug/L			06/23/25 11:38	1
Bromochloromethane	ND		0.50	0.080	ug/L			06/23/25 11:38	1
Isopropylbenzene	ND		0.50	0.080	ug/L			06/23/25 11:38	1
Dibromomethane	ND		0.50	0.080	ug/L			06/23/25 11:38	1
di-Isopropyl ether	ND		0.50	0.10	ug/L			06/23/25 11:38	1
Ethyl t-butyl ether	ND		0.50	0.080	ug/L			06/23/25 11:38	1
Hexachlorobutadiene	ND		0.50	0.080	ug/L			06/23/25 11:38	1
Naphthalene	ND		0.50	0.10	ug/L			06/23/25 11:38	1
n-Butylbenzene	ND		0.50	0.080	ug/L			06/23/25 11:38	1
N-Propylbenzene	ND		0.50	0.10	ug/L			06/23/25 11:38	1
p-Isopropyltoluene	ND		0.50	0.080	ug/L			06/23/25 11:38	1
sec-Butylbenzene	ND		0.50	0.10	ug/L			06/23/25 11:38	1
t-Amyl methyl ether	ND		0.50	0.20	ug/L			06/23/25 11:38	1
t-Butyl alcohol	ND		10	3.0	ug/L			06/23/25 11:38	1
tert-Butylbenzene	ND		0.50	0.080	ug/L			06/23/25 11:38	1
trans-1,4-Dichloro-2-butene	ND		5.0	2.0	ug/L			06/23/25 11:38	1

Surrogate	*MB %Recovery*	*MB Qualifier*	*Limits*	*Prepared*	*Analyzed*	*Dil Fac*
1,2-Dichloroethane-d4 (Surr)	*108*		*80 - 120*		*06/23/25 11:38*	*1*
Dibromofluoromethane (Surr)	*110*		*80 - 120*		*06/23/25 11:38*	*1*
4-Bromofluorobenzene (Surr)	*92*		*80 - 120*		*06/23/25 11:38*	*1*
Toluene-d8 (Surr)	*106*		*80 - 120*		*06/23/25 11:38*	*1*

Lab Sample ID: LCS 410-661204/4
Matrix: Water
Analysis Batch: 661204

Client Sample ID: Lab Control Sample
Prep Type: Total/NA

Analyte	Spike Added	LCS Result	LCS Qualifier	Unit	D	%Rec	%Rec Limits
1,1,1,2-Tetrachloroethane	5.00	5.31		ug/L		106	80 - 122
cis-1,3-Dichloropropene	5.00	4.67		ug/L		93	67 - 121
trans-1,3-Dichloropropene	5.00	5.10		ug/L		102	61 - 129
Ethylbenzene	5.00	4.78		ug/L		96	80 - 120
Styrene	5.00	4.82		ug/L		96	80 - 120
1,4-Dichlorobenzene	5.00	4.49		ug/L		90	80 - 120
1,2-Dibromoethane	5.00	5.05		ug/L		101	80 - 120
1,1-Dichloropropene	5.00	4.72		ug/L		94	74 - 120
1,2-Dichloroethane	5.00	4.71		ug/L		94	69 - 122
1,2,3-Trichlorobenzene	5.00	4.40		ug/L		88	62 - 141
1,2,3-Trichloropropane	5.00	4.91		ug/L		98	80 - 125
Toluene	5.00	4.80		ug/L		96	80 - 120
Chlorobenzene	5.00	4.92		ug/L		98	80 - 120
1,2,4-Trimethylbenzene	5.00	4.51		ug/L		90	80 - 120
1,2,4-Trichlorobenzene	5.00	4.31		ug/L		86	68 - 122
Dibromochloromethane	5.00	5.55		ug/L		111	80 - 123
Xylenes, Total	15.0	14.2		ug/L		94	80 - 120
Tetrachloroethene	5.00	4.75		ug/L		95	80 - 120
cis-1,2-Dichloroethene	5.00	4.82		ug/L		96	80 - 122

Method: 8260C LL - Volatile Organic Compounds by GC/MS (Continued)

Lab Sample ID: LCS 410-661204/4
Matrix: Water
Analysis Batch: 661204

Client Sample ID: Lab Control Sample
Prep Type: Total/NA

Analyte	Spike Added	LCS Result	LCS Qualifier	Unit	D	%Rec	%Rec Limits
trans-1,2-Dichloroethene	5.00	4.89		ug/L		98	80 - 122
Methyl tertiary butyl ether	5.00	4.39		ug/L		88	69 - 120
1,3,5-Trimethylbenzene	5.00	4.54		ug/L		91	80 - 120
1,3-Dichlorobenzene	5.00	4.62		ug/L		92	80 - 120
1,3-Dichloropropane	5.00	5.09		ug/L		102	80 - 120
Chloroform	5.00	5.04		ug/L		101	80 - 120
Benzene	5.00	4.79		ug/L		96	80 - 120
1,1,1-Trichloroethane	5.00	5.08		ug/L		102	78 - 126
Bromomethane	5.00	3.95		ug/L		79	63 - 120
Chloromethane	5.00	3.71		ug/L		74	56 - 124
Chloroethane	5.00	3.97		ug/L		79	63 - 120
2,2-Dichloropropane	5.00	5.00		ug/L		100	77 - 128
Vinyl chloride	5.00	3.70		ug/L		74	60 - 125
Methylene Chloride	5.00	5.02		ug/L		100	80 - 120
Carbon disulfide	5.00	5.16		ug/L		103	67 - 130
Bromoform	5.00	5.03		ug/L		101	75 - 126
Bromodichloromethane	5.00	5.30		ug/L		106	80 - 123
1,1-Dichloroethane	5.00	5.12		ug/L		102	74 - 120
2-Chlorotoluene	5.00	4.61		ug/L		92	80 - 120
1,1-Dichloroethene	5.00	5.16		ug/L		103	80 - 131
Trichlorofluoromethane	5.00	3.99		ug/L		80	53 - 136
4-Chlorotoluene	5.00	4.68		ug/L		94	80 - 120
Dichlorodifluoromethane	5.00	3.78		ug/L		76	43 - 123
1,2-Dichloropropane	5.00	5.09		ug/L		102	80 - 120
1,1,2-Trichloroethane	5.00	5.02		ug/L		100	80 - 120
Acrylonitrile	25.0	20.5		ug/L		82	64 - 139
Trichloroethene	5.00	4.66		ug/L		93	80 - 120
1,1,2,2-Tetrachloroethane	5.00	5.05		ug/L		101	75 - 123
1,2-Dichlorobenzene	5.00	4.65		ug/L		93	80 - 120
1,2-Dibromo-3-Chloropropane	5.00	4.39		ug/L		88	75 - 124
Bromobenzene	5.00	4.64		ug/L		93	80 - 120
Bromochloromethane	5.00	5.14		ug/L		103	80 - 133
Isopropylbenzene	5.00	5.13		ug/L		103	80 - 120
Dibromomethane	5.00	5.21		ug/L		104	80 - 122
di-Isopropyl ether	5.00	4.53		ug/L		91	75 - 120
Ethyl t-butyl ether	5.00	4.22		ug/L		84	57 - 126
Hexachlorobutadiene	5.00	4.99		ug/L		100	72 - 132
Naphthalene	5.00	4.18		ug/L		84	64 - 135
n-Butylbenzene	5.00	4.54		ug/L		91	74 - 123
N-Propylbenzene	5.00	4.62		ug/L		92	74 - 122
p-Isopropyltoluene	5.00	4.40		ug/L		88	80 - 120
sec-Butylbenzene	5.00	4.43		ug/L		89	80 - 120
t-Amyl methyl ether	5.00	4.42		ug/L		88	55 - 146
t-Butyl alcohol	50.0	50.0		ug/L		100	62 - 138
tert-Butylbenzene	5.00	4.11		ug/L		82	79 - 120
trans-1,4-Dichloro-2-butene	25.0	18.7		ug/L		75	13 - 144

Method: 8260C LL - Volatile Organic Compounds by GC/MS (Continued)

Lab Sample ID: LCS 410-661204/4
Matrix: Water
Analysis Batch: 661204

Client Sample ID: Lab Control Sample
Prep Type: Total/NA

Surrogate	*LCS %Recovery*	*LCS Qualifier*	*Limits*
1,2-Dichloroethane-d4 (Surr)	*105*		*80 - 120*
Dibromofluoromethane (Surr)	*109*		*80 - 120*
4-Bromofluorobenzene (Surr)	*98*		*80 - 120*
Toluene-d8 (Surr)	*106*		*80 - 120*

Lab Sample ID: LCSD 410-661204/5
Matrix: Water
Analysis Batch: 661204

Client Sample ID: Lab Control Sample Dup
Prep Type: Total/NA

Analyte			Spike Added	LCSD Result	LCSD Qualifier	Unit	D	%Rec	%Rec Limits	RPD	RPD Limit
1,1,1,2-Tetrachloroethane			5.00	5.65		ug/L		113	80 - 122	6	30
cis-1,3-Dichloropropene			5.00	5.06		ug/L		101	67 - 121	8	30
trans-1,3-Dichloropropene			5.00	5.43		ug/L		109	61 - 129	6	30
Ethylbenzene			5.00	5.05		ug/L		101	80 - 120	6	30
Styrene			5.00	5.07		ug/L		101	80 - 120	5	30
1,4-Dichlorobenzene			5.00	4.94		ug/L		99	80 - 120	10	30
1,2-Dibromoethane			5.00	5.27		ug/L		105	80 - 120	4	30
1,1-Dichloropropene			5.00	4.98		ug/L		100	74 - 120	5	30
1,2-Dichloroethane			5.00	5.13		ug/L		103	69 - 122	9	30
1,2,3-Trichlorobenzene			5.00	4.57		ug/L		91	62 - 141	4	30
1,2,3-Trichloropropane			5.00	5.28		ug/L		106	80 - 125	7	30
Toluene			5.00	5.08		ug/L		102	80 - 120	6	30
Chlorobenzene			5.00	5.19		ug/L		104	80 - 120	5	30
1,2,4-Trimethylbenzene			5.00	4.82		ug/L		96	80 - 120	7	30
1,2,4-Trichlorobenzene			5.00	4.61		ug/L		92	68 - 122	7	30
Dibromochloromethane			5.00	5.79		ug/L		116	80 - 123	4	30
Xylenes, Total			15.0	15.0		ug/L		100	80 - 120	6	30
Tetrachloroethene			5.00	4.97		ug/L		99	80 - 120	4	30
cis-1,2-Dichloroethene			5.00	5.01		ug/L		100	80 - 122	4	30
trans-1,2-Dichloroethene			5.00	5.33		ug/L		107	80 - 122	9	30
Methyl tertiary butyl ether			5.00	4.74		ug/L		95	69 - 120	8	30
1,3,5-Trimethylbenzene			5.00	4.87		ug/L		97	80 - 120	7	30
1,3-Dichlorobenzene			5.00	4.94		ug/L		99	80 - 120	7	30
1,3-Dichloropropane			5.00	5.33		ug/L		107	80 - 120	5	30
Chloroform			5.00	5.41		ug/L		108	80 - 120	7	30
Benzene			5.00	5.12		ug/L		102	80 - 120	7	30
1,1,1-Trichloroethane			5.00	5.45		ug/L		109	78 - 126	7	30
Bromomethane			5.00	4.22		ug/L		84	63 - 120	7	30
Chloromethane			5.00	4.07		ug/L		81	56 - 124	9	30
Chloroethane			5.00	4.24		ug/L		85	63 - 120	7	30
2,2-Dichloropropane			5.00	5.37		ug/L		107	77 - 128	7	30
Vinyl chloride			5.00	4.02		ug/L		80	60 - 125	8	30
Methylene Chloride			5.00	5.32		ug/L		106	80 - 120	6	30
Carbon disulfide			5.00	5.51		ug/L		110	67 - 130	7	30
Bromoform			5.00	5.33		ug/L		107	75 - 126	6	30
Bromodichloromethane			5.00	5.70		ug/L		114	80 - 123	7	30
1,1-Dichloroethane			5.00	5.49		ug/L		110	74 - 120	7	30
2-Chlorotoluene			5.00	4.96		ug/L		99	80 - 120	7	30

Method: 8260C LL - Volatile Organic Compounds by GC/MS (Continued)

Lab Sample ID: LCSD 410-661204/5
Matrix: Water
Analysis Batch: 661204

Client Sample ID: Lab Control Sample Dup
Prep Type: Total/NA

Analyte			Spike Added	LCSD Result	LCSD Qualifier	Unit	D	%Rec	%Rec Limits	RPD	RPD Limit
1,1-Dichloroethene			5.00	5.65		ug/L		113	80 - 131	9	30
Trichlorofluoromethane			5.00	4.34		ug/L		87	53 - 136	8	30
4-Chlorotoluene			5.00	5.10		ug/L		102	80 - 120	9	30
Dichlorodifluoromethane			5.00	3.88		ug/L		78	43 - 123	3	30
1,2-Dichloropropane			5.00	5.40		ug/L		108	80 - 120	6	30
1,1,2-Trichloroethane			5.00	5.27		ug/L		105	80 - 120	5	30
Acrylonitrile			25.0	21.3		ug/L		85	64 - 139	4	30
Trichloroethene			5.00	5.08		ug/L		102	80 - 120	9	30
1,1,2,2-Tetrachloroethane			5.00	5.42		ug/L		108	75 - 123	7	30
1,2-Dichlorobenzene			5.00	4.94		ug/L		99	80 - 120	6	30
1,2-Dibromo-3-Chloropropane			5.00	4.29		ug/L		86	75 - 124	2	30
Bromobenzene			5.00	4.96		ug/L		99	80 - 120	7	30
Bromochloromethane			5.00	5.52		ug/L		110	80 - 133	7	30
Isopropylbenzene			5.00	5.49		ug/L		110	80 - 120	7	30
Dibromomethane			5.00	5.56		ug/L		111	80 - 122	6	30
di-Isopropyl ether			5.00	4.94		ug/L		99	75 - 120	9	30
Ethyl t-butyl ether			5.00	4.59		ug/L		92	57 - 126	8	30
Hexachlorobutadiene			5.00	5.36		ug/L		107	72 - 132	7	30
Naphthalene			5.00	4.47		ug/L		89	64 - 135	7	30
n-Butylbenzene			5.00	4.86		ug/L		97	74 - 123	7	30
N-Propylbenzene			5.00	4.91		ug/L		98	74 - 122	6	30
p-Isopropyltoluene			5.00	4.77		ug/L		95	80 - 120	8	30
sec-Butylbenzene			5.00	4.77		ug/L		95	80 - 120	7	30
t-Amyl methyl ether			5.00	4.71		ug/L		94	55 - 146	6	30
t-Butyl alcohol			50.0	52.2		ug/L		104	62 - 138	4	30
tert-Butylbenzene			5.00	4.39		ug/L		88	79 - 120	7	30
trans-1,4-Dichloro-2-butene			25.0	19.3		ug/L		77	13 - 144	3	30

Surrogate	*LCSD %Recovery*	*LCSD Qualifier*	*Limits*
1,2-Dichloroethane-d4 (Surr)	*107*		*80 - 120*
Dibromofluoromethane (Surr)	*109*		*80 - 120*
4-Bromofluorobenzene (Surr)	*100*		*80 - 120*
Toluene-d8 (Surr)	*106*		*80 - 120*

Lab Sample ID: MB 410-662446/10
Matrix: Water
Analysis Batch: 662446

Client Sample ID: Method Blank
Prep Type: Total/NA

Analyte	MB Result	MB Qualifier	RL	MDL	Unit	D	Prepared	Analyzed	Dil Fac
1,1,1,2-Tetrachloroethane	ND		0.50	0.070	ug/L			06/25/25 11:56	1
cis-1,3-Dichloropropene	ND		0.50	0.10	ug/L			06/25/25 11:56	1
trans-1,3-Dichloropropene	ND		0.50	0.080	ug/L			06/25/25 11:56	1
Ethylbenzene	ND		0.50	0.080	ug/L			06/25/25 11:56	1
Styrene	ND		0.50	0.070	ug/L			06/25/25 11:56	1
1,4-Dichlorobenzene	ND		0.50	0.070	ug/L			06/25/25 11:56	1
1,2-Dibromoethane	ND		0.50	0.080	ug/L			06/25/25 11:56	1
1,1-Dichloropropene	ND		0.50	0.10	ug/L			06/25/25 11:56	1
1,2-Dichloroethane	ND		0.50	0.070	ug/L			06/25/25 11:56	1

Method: 8260C LL - Volatile Organic Compounds by GC/MS (Continued)

Lab Sample ID: MB 410-662446/10
Matrix: Water
Analysis Batch: 662446

Client Sample ID: Method Blank
Prep Type: Total/NA

Analyte	MB Result	MB Qualifier	RL	MDL	Unit	D	Prepared	Analyzed	Dil Fac
1,2,3-Trichlorobenzene	ND		0.50	0.15	ug/L			06/25/25 11:56	1
1,2,3-Trichloropropane	ND		1.0	0.10	ug/L			06/25/25 11:56	1
Toluene	ND		0.50	0.080	ug/L			06/25/25 11:56	1
Chlorobenzene	ND		0.50	0.070	ug/L			06/25/25 11:56	1
1,2,4-Trimethylbenzene	ND		0.50	0.080	ug/L			06/25/25 11:56	1
1,2,4-Trichlorobenzene	ND		0.50	0.070	ug/L			06/25/25 11:56	1
Dibromochloromethane	ND		0.50	0.080	ug/L			06/25/25 11:56	1
Xylenes, Total	ND		1.0	0.070	ug/L			06/25/25 11:56	1
Tetrachloroethene	ND		0.50	0.20	ug/L			06/25/25 11:56	1
cis-1,2-Dichloroethene	ND		0.50	0.080	ug/L			06/25/25 11:56	1
trans-1,2-Dichloroethene	ND		0.50	0.10	ug/L			06/25/25 11:56	1
Methyl tertiary butyl ether	ND		0.50	0.080	ug/L			06/25/25 11:56	1
1,3,5-Trimethylbenzene	ND		0.50	0.080	ug/L			06/25/25 11:56	1
1,3-Dichlorobenzene	ND		0.50	0.070	ug/L			06/25/25 11:56	1
1,3-Dichloropropane	ND		0.50	0.080	ug/L			06/25/25 11:56	1
Chloroform	ND		0.50	0.090	ug/L			06/25/25 11:56	1
Benzene	ND		0.50	0.10	ug/L			06/25/25 11:56	1
1,1,1-Trichloroethane	ND		0.50	0.080	ug/L			06/25/25 11:56	1
Bromomethane	ND		0.50	0.10	ug/L			06/25/25 11:56	1
Chloromethane	ND		0.50	0.10	ug/L			06/25/25 11:56	1
Chloroethane	ND		0.50	0.10	ug/L			06/25/25 11:56	1
2,2-Dichloropropane	ND		0.50	0.10	ug/L			06/25/25 11:56	1
Vinyl chloride	ND		0.50	0.10	ug/L			06/25/25 11:56	1
Methylene Chloride	ND		0.50	0.20	ug/L			06/25/25 11:56	1
Carbon disulfide	ND		1.0	0.10	ug/L			06/25/25 11:56	1
Bromoform	ND		1.0	0.30	ug/L			06/25/25 11:56	1
Bromodichloromethane	ND		0.50	0.080	ug/L			06/25/25 11:56	1
1,1-Dichloroethane	ND		0.50	0.10	ug/L			06/25/25 11:56	1
2-Chlorotoluene	ND		0.50	0.080	ug/L			06/25/25 11:56	1
1,1-Dichloroethene	ND		0.50	0.10	ug/L			06/25/25 11:56	1
Trichlorofluoromethane	ND		0.50	0.10	ug/L			06/25/25 11:56	1
4-Chlorotoluene	ND		0.50	0.080	ug/L			06/25/25 11:56	1
Dichlorodifluoromethane	ND		0.50	0.10	ug/L			06/25/25 11:56	1
1,2-Dichloropropane	ND		0.50	0.10	ug/L			06/25/25 11:56	1
1,1,2-Trichloroethane	ND		0.50	0.080	ug/L			06/25/25 11:56	1
Acrylonitrile	ND		5.0	0.40	ug/L			06/25/25 11:56	1
Trichloroethene	ND		0.50	0.080	ug/L			06/25/25 11:56	1
1,1,2,2-Tetrachloroethane	ND		0.50	0.10	ug/L			06/25/25 11:56	1
1,2-Dichlorobenzene	ND		0.50	0.070	ug/L			06/25/25 11:56	1
1,2-Dibromo-3-Chloropropane	ND		0.50	0.10	ug/L			06/25/25 11:56	1
Bromobenzene	ND		0.50	0.080	ug/L			06/25/25 11:56	1
Bromochloromethane	ND		0.50	0.080	ug/L			06/25/25 11:56	1
Isopropylbenzene	ND		0.50	0.080	ug/L			06/25/25 11:56	1
Dibromomethane	ND		0.50	0.080	ug/L			06/25/25 11:56	1
di-Isopropyl ether	ND		0.50	0.10	ug/L			06/25/25 11:56	1
Ethyl t-butyl ether	ND		0.50	0.080	ug/L			06/25/25 11:56	1
Hexachlorobutadiene	ND		0.50	0.080	ug/L			06/25/25 11:56	1
Naphthalene	ND		0.50	0.10	ug/L			06/25/25 11:56	1
n-Butylbenzene	ND		0.50	0.080	ug/L			06/25/25 11:56	1

Method: 8260C LL - Volatile Organic Compounds by GC/MS (Continued)

Lab Sample ID: MB 410-662446/10
Matrix: Water
Analysis Batch: 662446

Client Sample ID: Method Blank
Prep Type: Total/NA

Analyte	MB Result	MB Qualifier	RL	MDL	Unit	D	Prepared	Analyzed	Dil Fac
N-Propylbenzene	ND		0.50	0.10	ug/L			06/25/25 11:56	1
p-Isopropyltoluene	ND		0.50	0.080	ug/L			06/25/25 11:56	1
sec-Butylbenzene	ND		0.50	0.10	ug/L			06/25/25 11:56	1
t-Amyl methyl ether	ND		0.50	0.20	ug/L			06/25/25 11:56	1
t-Butyl alcohol	ND		10	3.0	ug/L			06/25/25 11:56	1
tert-Butylbenzene	ND		0.50	0.080	ug/L			06/25/25 11:56	1
trans-1,4-Dichloro-2-butene	ND		5.0	2.0	ug/L			06/25/25 11:56	1

Surrogate	*MB %Recovery*	*MB Qualifier*	*Limits*	*Prepared*	*Analyzed*	*Dil Fac*
1,2-Dichloroethane-d4 (Surr)	*104*		*80 - 120*		*06/25/25 11:56*	*1*
Dibromofluoromethane (Surr)	*112*		*80 - 120*		*06/25/25 11:56*	*1*
4-Bromofluorobenzene (Surr)	*94*		*80 - 120*		*06/25/25 11:56*	*1*
Toluene-d8 (Surr)	*103*		*80 - 120*		*06/25/25 11:56*	*1*

Lab Sample ID: LCS 410-662446/6
Matrix: Water
Analysis Batch: 662446

Client Sample ID: Lab Control Sample
Prep Type: Total/NA

Analyte	Spike Added	LCS Result	LCS Qualifier	Unit	D	%Rec	%Rec Limits
1,1,1,2-Tetrachloroethane	5.00	5.38		ug/L		108	80 - 122
cis-1,3-Dichloropropene	5.00	4.86		ug/L		97	67 - 121
trans-1,3-Dichloropropene	5.00	5.23		ug/L		105	61 - 129
Ethylbenzene	5.00	4.97		ug/L		99	80 - 120
Styrene	5.00	4.93		ug/L		99	80 - 120
1,4-Dichlorobenzene	5.00	4.83		ug/L		97	80 - 120
1,2-Dibromoethane	5.00	5.24		ug/L		105	80 - 120
1,1-Dichloropropene	5.00	4.80		ug/L		96	74 - 120
1,2-Dichloroethane	5.00	4.89		ug/L		98	69 - 122
1,2,3-Trichlorobenzene	5.00	4.52		ug/L		90	62 - 141
1,2,3-Trichloropropane	5.00	5.02		ug/L		100	80 - 125
Toluene	5.00	4.92		ug/L		98	80 - 120
Chlorobenzene	5.00	5.08		ug/L		102	80 - 120
1,2,4-Trimethylbenzene	5.00	4.77		ug/L		95	80 - 120
1,2,4-Trichlorobenzene	5.00	4.50		ug/L		90	68 - 122
Dibromochloromethane	5.00	5.56		ug/L		111	80 - 123
Xylenes, Total	15.0	14.7		ug/L		98	80 - 120
Tetrachloroethene	5.00	4.99		ug/L		100	80 - 120
cis-1,2-Dichloroethene	5.00	4.96		ug/L		99	80 - 122
trans-1,2-Dichloroethene	5.00	5.12		ug/L		102	80 - 122
Methyl tertiary butyl ether	5.00	4.44		ug/L		89	69 - 120
1,3,5-Trimethylbenzene	5.00	4.85		ug/L		97	80 - 120
1,3-Dichlorobenzene	5.00	4.79		ug/L		96	80 - 120
1,3-Dichloropropane	5.00	5.24		ug/L		105	80 - 120
Chloroform	5.00	5.18		ug/L		104	80 - 120
Benzene	5.00	4.90		ug/L		98	80 - 120
1,1,1-Trichloroethane	5.00	5.25		ug/L		105	78 - 126
Bromomethane	5.00	4.56		ug/L		91	63 - 120
Chloromethane	5.00	4.95		ug/L		99	56 - 124

Client: Groundwater & Environmental Services Inc
Job ID: 410-227301-1
Project/Site: High's Store No 141

Method: 8260C LL - Volatile Organic Compounds by GC/MS (Continued)

Lab Sample ID: LCS 410-662446/6
Matrix: Water
Analysis Batch: 662446

Client Sample ID: Lab Control Sample
Prep Type: Total/NA

Analyte	Spike Added	LCS Result	LCS Qualifier	Unit	D	%Rec	%Rec Limits
Chloroethane	5.00	4.62		ug/L		92	63 - 120
2,2-Dichloropropane	5.00	5.14		ug/L		103	77 - 128
Vinyl chloride	5.00	4.33		ug/L		87	60 - 125
Methylene Chloride	5.00	5.11		ug/L		102	80 - 120
Carbon disulfide	5.00	5.23		ug/L		105	67 - 130
Bromoform	5.00	5.12		ug/L		102	75 - 126
Bromodichloromethane	5.00	5.49		ug/L		110	80 - 123
1,1-Dichloroethane	5.00	5.32		ug/L		106	74 - 120
2-Chlorotoluene	5.00	4.80		ug/L		96	80 - 120
1,1-Dichloroethene	5.00	5.43		ug/L		109	80 - 131
Trichlorofluoromethane	5.00	4.74		ug/L		95	53 - 136
4-Chlorotoluene	5.00	4.81		ug/L		96	80 - 120
Dichlorodifluoromethane	5.00	4.81		ug/L		96	43 - 123
1,2-Dichloropropane	5.00	5.26		ug/L		105	80 - 120
1,1,2-Trichloroethane	5.00	5.22		ug/L		104	80 - 120
Acrylonitrile	25.0	19.6		ug/L		79	64 - 139
Trichloroethene	5.00	4.87		ug/L		97	80 - 120
1,1,2,2-Tetrachloroethane	5.00	5.16		ug/L		103	75 - 123
1,2-Dichlorobenzene	5.00	4.79		ug/L		96	80 - 120
1,2-Dibromo-3-Chloropropane	5.00	3.87		ug/L		77	75 - 124
Bromobenzene	5.00	4.86		ug/L		97	80 - 120
Bromochloromethane	5.00	5.18		ug/L		104	80 - 133
Isopropylbenzene	5.00	5.39		ug/L		108	80 - 120
Dibromomethane	5.00	5.23		ug/L		105	80 - 122
di-Isopropyl ether	5.00	4.79		ug/L		96	75 - 120
Ethyl t-butyl ether	5.00	4.49		ug/L		90	57 - 126
Hexachlorobutadiene	5.00	5.31		ug/L		106	72 - 132
Naphthalene	5.00	4.33		ug/L		87	64 - 135
n-Butylbenzene	5.00	4.80		ug/L		96	74 - 123
N-Propylbenzene	5.00	4.86		ug/L		97	74 - 122
p-Isopropyltoluene	5.00	4.66		ug/L		93	80 - 120
sec-Butylbenzene	5.00	4.68		ug/L		94	80 - 120
t-Amyl methyl ether	5.00	4.55		ug/L		91	55 - 146
t-Butyl alcohol	50.0	51.9		ug/L		104	62 - 138
tert-Butylbenzene	5.00	4.81		ug/L		96	79 - 120
trans-1,4-Dichloro-2-butene	25.0	16.4		ug/L		66	13 - 144

Surrogate	*LCS %Recovery*	*LCS Qualifier*	*Limits*
1,2-Dichloroethane-d4 (Surr)	*102*		*80 - 120*
Dibromofluoromethane (Surr)	*107*		*80 - 120*
4-Bromofluorobenzene (Surr)	*100*		*80 - 120*
Toluene-d8 (Surr)	*108*		*80 - 120*

Method: 8015D - Gasoline Range Organics (GRO) (GC)

Lab Sample ID: MB 410-660448/5
Matrix: Water
Analysis Batch: 660448

Client Sample ID: Method Blank
Prep Type: Total/NA

Analyte	MB Result	MB Qualifier	RL	MDL	Unit	D	Prepared	Analyzed	Dil Fac
GRO (1C)	ND		0.050	0.023	mg/L			06/20/25 10:26	1

Surrogate	*MB %Recovery*	*MB Qualifier*	*Limits*	*Prepared*	*Analyzed*	*Dil Fac*
a,a,a-Trifluorotoluene (fid) (1C)	*102*		*63 - 135*		*06/20/25 10:26*	*1*

Lab Sample ID: LCS 410-660448/6
Matrix: Water
Analysis Batch: 660448

Client Sample ID: Lab Control Sample
Prep Type: Total/NA

Analyte			Spike Added	LCS Result	LCS Qualifier	Unit	D	%Rec	%Rec Limits		
Gasoline (Unleaded) (1C)			1100	1030		ug/L		93	66 - 120		

Surrogate	*LCS %Recovery*	*LCS Qualifier*	*Limits*
a,a,a-Trifluorotoluene (fid) (1C)	*92*		*63 - 135*

Lab Sample ID: LCSD 410-660448/7
Matrix: Water
Analysis Batch: 660448

Client Sample ID: Lab Control Sample Dup
Prep Type: Total/NA

Analyte			Spike Added	LCSD Result	LCSD Qualifier	Unit	D	%Rec	%Rec Limits	RPD	RPD Limit
Gasoline (Unleaded) (1C)			1100	1060		ug/L		96	66 - 120	3	30

Surrogate	*LCSD %Recovery*	*LCSD Qualifier*	*Limits*
a,a,a-Trifluorotoluene (fid) (1C)	*92*		*63 - 135*

Method: 8015D - Diesel Range Organics (DRO) (GC)

Lab Sample ID: MB 410-659164/1-A
Matrix: Water
Analysis Batch: 659500

Client Sample ID: Method Blank
Prep Type: Total/NA
Prep Batch: 659164

Analyte	MB Result	MB Qualifier	RL	MDL	Unit	D	Prepared	Analyzed	Dil Fac
DRO (C10-C28)	ND		110	57	ug/L		06/18/25 06:09	06/18/25 17:01	1

Surrogate	*MB %Recovery*	*MB Qualifier*	*Limits*	*Prepared*	*Analyzed*	*Dil Fac*
o- terphenyl (Surr)	*101*		*37 - 153*	*06/18/25 06:09*	*06/18/25 17:01*	*1*

Lab Sample ID: LCS 410-659164/2-A
Matrix: Water
Analysis Batch: 659500

Client Sample ID: Lab Control Sample
Prep Type: Total/NA
Prep Batch: 659164

Analyte			Spike Added	LCS Result	LCS Qualifier	Unit	D	%Rec	%Rec Limits		
DRO (C10-C28)			2680	3000		ug/L		112	78 - 133		

Surrogate	*LCS %Recovery*	*LCS Qualifier*	*Limits*
o- terphenyl (Surr)	*114*		*37 - 153*

Method: 8015D - Diesel Range Organics (DRO) (GC) (Continued)

Lab Sample ID: LCSD 410-659164/3-A
Matrix: Water
Analysis Batch: 659500

Client Sample ID: Lab Control Sample Dup
Prep Type: Total/NA
Prep Batch: 659164

Analyte			Spike Added	LCSD Result	LCSD Qualifier	Unit	D	%Rec	%Rec Limits	RPD	RPD Limit
DRO (C10-C28)			2720	3090		ug/L		114	78 - 133	3	20

Surrogate	*LCSD %Recovery*	*LCSD Qualifier*	*Limits*
o- terphenyl (Surr)	*110*		*37 - 153*

GC/MS VOA

Analysis Batch: 661204

Lab Sample ID	Client Sample ID	Prep Type	Matrix	Method	Prep Batch
410-227301-1	MW-22	Total/NA	Water	8260C LL	
410-227301-2	MW-3	Total/NA	Water	8260C LL	
410-227301-3	MW-7A	Total/NA	Water	8260C LL	
410-227301-4	RW-2	Total/NA	Water	8260C LL	
MB 410-661204/7	Method Blank	Total/NA	Water	8260C LL	
LCS 410-661204/4	Lab Control Sample	Total/NA	Water	8260C LL	
LCSD 410-661204/5	Lab Control Sample Dup	Total/NA	Water	8260C LL	

Analysis Batch: 662446

Lab Sample ID	Client Sample ID	Prep Type	Matrix	Method	Prep Batch
410-227301-2 - DL	MW-3	Total/NA	Water	8260C LL	
410-227301-5	MW-7B	Total/NA	Water	8260C LL	
410-227301-6	MW-1608R	Total/NA	Water	8260C LL	
410-227301-6 - DL	MW-1608R	Total/NA	Water	8260C LL	
MB 410-662446/10	Method Blank	Total/NA	Water	8260C LL	
LCS 410-662446/6	Lab Control Sample	Total/NA	Water	8260C LL	

GC VOA

Analysis Batch: 660448

Lab Sample ID	Client Sample ID	Prep Type	Matrix	Method	Prep Batch
410-227301-1	MW-22	Total/NA	Water	8015D	
410-227301-2	MW-3	Total/NA	Water	8015D	
410-227301-3	MW-7A	Total/NA	Water	8015D	
410-227301-4	RW-2	Total/NA	Water	8015D	
410-227301-5	MW-7B	Total/NA	Water	8015D	
410-227301-6	MW-1608R	Total/NA	Water	8015D	
MB 410-660448/5	Method Blank	Total/NA	Water	8015D	
LCS 410-660448/6	Lab Control Sample	Total/NA	Water	8015D	
LCSD 410-660448/7	Lab Control Sample Dup	Total/NA	Water	8015D	

GC Semi VOA

Prep Batch: 659164

Lab Sample ID	Client Sample ID	Prep Type	Matrix	Method	Prep Batch
410-227301-1	MW-22	Total/NA	Water	3511	
410-227301-2	MW-3	Total/NA	Water	3511	
410-227301-3	MW-7A	Total/NA	Water	3511	
410-227301-4	RW-2	Total/NA	Water	3511	
410-227301-5	MW-7B	Total/NA	Water	3511	
410-227301-6	MW-1608R	Total/NA	Water	3511	
MB 410-659164/1-A	Method Blank	Total/NA	Water	3511	
LCS 410-659164/2-A	Lab Control Sample	Total/NA	Water	3511	
LCSD 410-659164/3-A	Lab Control Sample Dup	Total/NA	Water	3511	

Analysis Batch: 659500

Lab Sample ID	Client Sample ID	Prep Type	Matrix	Method	Prep Batch
410-227301-1	MW-22	Total/NA	Water	8015D	659164
410-227301-2	MW-3	Total/NA	Water	8015D	659164
410-227301-3	MW-7A	Total/NA	Water	8015D	659164
410-227301-4	RW-2	Total/NA	Water	8015D	659164
410-227301-5	MW-7B	Total/NA	Water	8015D	659164

GC Semi VOA (Continued)

Analysis Batch: 659500 (Continued)

Lab Sample ID	Client Sample ID	Prep Type	Matrix	Method	Prep Batch
410-227301-6	MW-1608R	Total/NA	Water	8015D	659164
MB 410-659164/1-A	Method Blank	Total/NA	Water	8015D	659164
LCS 410-659164/2-A	Lab Control Sample	Total/NA	Water	8015D	659164
LCSD 410-659164/3-A	Lab Control Sample Dup	Total/NA	Water	8015D	659164

Lab Chronicle

Client: Groundwater & Environmental Services Inc
Job ID: 410-227301-1
Project/Site: High's Store No 141

Client Sample ID: MW-22
Lab Sample ID: 410-227301-1
Date Collected: 06/12/25 10:05
Matrix: Water
Date Received: 06/13/25 15:35

Prep Type	Batch Type	Batch Method	Run	Dilution Factor	Batch Number	Analyst	Lab	Prepared or Analyzed
Total/NA	Analysis	8260C LL		1	661204	N7YK	ELLE	06/23/25 15:51
Total/NA	Analysis	8015D		1	660448	P5AM	ELLE	06/20/25 14:38
Total/NA	Prep	3511			659164	UMAD	ELLE	06/18/25 06:09
Total/NA	Analysis	8015D		1	659500	UHEW	ELLE	06/19/25 00:33

Client Sample ID: MW-3
Lab Sample ID: 410-227301-2
Date Collected: 06/12/25 11:00
Matrix: Water
Date Received: 06/13/25 15:35

Prep Type	Batch Type	Batch Method	Run	Dilution Factor	Batch Number	Analyst	Lab	Prepared or Analyzed
Total/NA	Analysis	8260C LL		1	661204	N7YK	ELLE	06/23/25 16:13
Total/NA	Analysis	8260C LL	DL	10	662446	N7YK	ELLE	06/25/25 17:10
Total/NA	Analysis	8015D		1	660448	P5AM	ELLE	06/20/25 15:03
Total/NA	Prep	3511			659164	UMAD	ELLE	06/18/25 06:09
Total/NA	Analysis	8015D		1	659500	UHEW	ELLE	06/19/25 00:57

Client Sample ID: MW-7A
Lab Sample ID: 410-227301-3
Date Collected: 06/12/25 12:00
Matrix: Water
Date Received: 06/13/25 15:35

Prep Type	Batch Type	Batch Method	Run	Dilution Factor	Batch Number	Analyst	Lab	Prepared or Analyzed
Total/NA	Analysis	8260C LL		1	661204	N7YK	ELLE	06/23/25 16:35
Total/NA	Analysis	8015D		1	660448	P5AM	ELLE	06/20/25 15:28
Total/NA	Prep	3511			659164	UMAD	ELLE	06/18/25 06:09
Total/NA	Analysis	8015D		1	659500	UHEW	ELLE	06/19/25 01:21

Client Sample ID: RW-2
Lab Sample ID: 410-227301-4
Date Collected: 06/12/25 12:55
Matrix: Water
Date Received: 06/13/25 15:35

Prep Type	Batch Type	Batch Method	Run	Dilution Factor	Batch Number	Analyst	Lab	Prepared or Analyzed
Total/NA	Analysis	8260C LL		1	661204	N7YK	ELLE	06/23/25 16:57
Total/NA	Analysis	8015D		1	660448	P5AM	ELLE	06/20/25 15:53
Total/NA	Prep	3511			659164	UMAD	ELLE	06/18/25 06:09
Total/NA	Analysis	8015D		1	659500	UHEW	ELLE	06/19/25 01:45

Client Sample ID: MW-7B
Lab Sample ID: 410-227301-5
Date Collected: 06/12/25 14:05
Matrix: Water
Date Received: 06/13/25 15:35

Prep Type	Batch Type	Batch Method	Run	Dilution Factor	Batch Number	Analyst	Lab	Prepared or Analyzed
Total/NA	Analysis	8260C LL		1	662446	N7YK	ELLE	06/25/25 15:38
Total/NA	Analysis	8015D		1	660448	P5AM	ELLE	06/20/25 17:09
Total/NA	Prep	3511			659164	UMAD	ELLE	06/18/25 06:09
Total/NA	Analysis	8015D		1	659500	UHEW	ELLE	06/19/25 02:08

Lab Chronicle

Client: Groundwater & Environmental Services Inc
Job ID: 410-227301-1
Project/Site: High's Store No 141

Client Sample ID: MW-1608R
Date Collected: 06/12/25 15:00
Date Received: 06/13/25 15:35

Lab Sample ID: 410-227301-6
Matrix: Water

Prep Type	Batch Type	Batch Method	Run	Dilution Factor	Batch Number	Analyst	Lab	Prepared or Analyzed
Total/NA	Analysis	8260C LL		1	662446	N7YK	ELLE	06/25/25 16:04
Total/NA	Analysis	8260C LL	DL	10	662446	N7YK	ELLE	06/25/25 16:26
Total/NA	Analysis	8015D		1	660448	P5AM	ELLE	06/20/25 17:34
Total/NA	Prep	3511			659164	UMAD	ELLE	06/18/25 06:09
Total/NA	Analysis	8015D		1	659500	UHEW	ELLE	06/19/25 02:32

Laboratory References:

ELLE = Eurofins Lancaster Laboratories Environment Testing, LLC, 2425 New Holland Pike, Lancaster, PA 17601, TEL (717)656-2300

Accreditation/Certification Summary

Client: Groundwater & Environmental Services Inc
Job ID: 410-227301-1
Project/Site: High's Store No 141

Laboratory: Eurofins Lancaster Laboratories Environment Testing, LLC

Unless otherwise noted, all analytes for this laboratory were covered under each accreditation/certification below.

Authority	Program	Identification Number	Expiration Date
Maryland	State	100	06-30-25

The following analytes are included in this report, but the laboratory is not certified by the governing authority. This list may include analytes for which the agency does not offer certification.

Analysis Method	Prep Method	Matrix	Analyte
8015D		Water	GRO (1C)
8015D	3511	Water	DRO (C10-C28)
8260C LL		Water	1,1,1,2-Tetrachloroethane
8260C LL		Water	1,1,1-Trichloroethane
8260C LL		Water	1,1,2,2-Tetrachloroethane
8260C LL		Water	1,1,2-Trichloroethane
8260C LL		Water	1,1-Dichloroethane
8260C LL		Water	1,1-Dichloroethene
8260C LL		Water	1,1-Dichloropropene
8260C LL		Water	1,2,3-Trichlorobenzene
8260C LL		Water	1,2,3-Trichloropropane
8260C LL		Water	1,2,4-Trichlorobenzene
8260C LL		Water	1,2,4-Trimethylbenzene
8260C LL		Water	1,2-Dibromo-3-Chloropropane
8260C LL		Water	1,2-Dibromoethane
8260C LL		Water	1,2-Dichlorobenzene
8260C LL		Water	1,2-Dichloroethane
8260C LL		Water	1,2-Dichloropropane
8260C LL		Water	1,3,5-Trimethylbenzene
8260C LL		Water	1,3-Dichlorobenzene
8260C LL		Water	1,3-Dichloropropane
8260C LL		Water	1,4-Dichlorobenzene
8260C LL		Water	2,2-Dichloropropane
8260C LL		Water	2-Chlorotoluene
8260C LL		Water	4-Chlorotoluene
8260C LL		Water	Acrylonitrile
8260C LL		Water	Benzene
8260C LL		Water	Bromobenzene
8260C LL		Water	Bromochloromethane
8260C LL		Water	Bromodichloromethane
8260C LL		Water	Bromoform
8260C LL		Water	Bromomethane
8260C LL		Water	Carbon disulfide
8260C LL		Water	Chlorobenzene
8260C LL		Water	Chloroethane
8260C LL		Water	Chloroform
8260C LL		Water	Chloromethane
8260C LL		Water	cis-1,2-Dichloroethene
8260C LL		Water	cis-1,3-Dichloropropene
8260C LL		Water	Dibromochloromethane
8260C LL		Water	Dibromomethane
8260C LL		Water	Dichlorodifluoromethane
8260C LL		Water	di-Isopropyl ether
8260C LL		Water	Ethyl t-butyl ether
8260C LL		Water	Ethylbenzene

Laboratory: Eurofins Lancaster Laboratories Environment Testing, LLC (Continued)

Unless otherwise noted, all analytes for this laboratory were covered under each accreditation/certification below.

Authority	Program	Identification Number	Expiration Date

The following analytes are included in this report, but the laboratory is not certified by the governing authority. This list may include analytes for which the agency does not offer certification.

Analysis Method	Prep Method	Matrix	Analyte
8260C LL		Water	Hexachlorobutadiene
8260C LL		Water	Isopropylbenzene
8260C LL		Water	Methyl tertiary butyl ether
8260C LL		Water	Methylene Chloride
8260C LL		Water	Naphthalene
8260C LL		Water	n-Butylbenzene
8260C LL		Water	N-Propylbenzene
8260C LL		Water	p-Isopropyltoluene
8260C LL		Water	sec-Butylbenzene
8260C LL		Water	Styrene
8260C LL		Water	t-Amyl methyl ether
8260C LL		Water	t-Butyl alcohol
8260C LL		Water	tert-Butylbenzene
8260C LL		Water	Tetrachloroethene
8260C LL		Water	Toluene
8260C LL		Water	trans-1,2-Dichloroethene
8260C LL		Water	trans-1,3-Dichloropropene
8260C LL		Water	trans-1,4-Dichloro-2-butene
8260C LL		Water	Trichloroethene
8260C LL		Water	Trichlorofluoromethane
8260C LL		Water	Vinyl chloride
8260C LL		Water	Xylenes, Total

Method Summary

Client: Groundwater & Environmental Services Inc
Job ID: 410-227301-1
Project/Site: High's Store No 141

Method	Method Description	Protocol	Laboratory
8260C LL	Volatile Organic Compounds by GC/MS	SW846	ELLE
8015D	Gasoline Range Organics (GRO) (GC)	SW846	ELLE
8015D	Diesel Range Organics (DRO) (GC)	SW846	ELLE
3511	Microextraction of Organic Compounds	SW846	ELLE
5030B	Purge and Trap	SW846	ELLE
5030C	Purge and Trap	SW846	ELLE

Protocol References:

SW846 = "Test Methods For Evaluating Solid Waste, Physical/Chemical Methods", Third Edition, November 1986 And Its Updates.

Laboratory References:

ELLE = Eurofins Lancaster Laboratories Environment Testing, LLC, 2425 New Holland Pike, Lancaster, PA 17601, TEL (717)656-2300

Sample Summary

Client: Groundwater & Environmental Services Inc
Job ID: 410-227301-1
Project/Site: High's Store No 141

Lab Sample ID	Client Sample ID	Matrix	Collected	Received
410-227301-1	MW-22	Water	06/12/25 10:05	06/13/25 15:35
410-227301-2	MW-3	Water	06/12/25 11:00	06/13/25 15:35
410-227301-3	MW-7A	Water	06/12/25 12:00	06/13/25 15:35
410-227301-4	RW-2	Water	06/12/25 12:55	06/13/25 15:35
410-227301-5	MW-7B	Water	06/12/25 14:05	06/13/25 15:35
410-227301-6	MW-1608R	Water	06/12/25 15:00	06/13/25 15:35

Environmental Analysis Request/Chain of Custody

eurofins | Environment Testing

410-227301 Chain of Custody

Acct. # _____ Group # _____ Sample # _____

| | | |

Login Sample Receipt Checklist

Client: Groundwater & Environmental Services Inc

Job Number: 410-227301-1

Login Number: 227301

List Source: Eurofins Lancaster Laboratories Environment Testing, LLC

List Number: 1

Creator: Ballard, Megan

Question	Answer	Comment
The cooler's custody seal is intact.	True	
The cooler or samples do not appear to have been compromised or tampered with.	True	
Samples were received on ice.	True	
Cooler Temperature acceptable,where thermal pres is required(</=6C, not frozen).	True	
Cooler Temperature is recorded.	True	
WV:Container Temp acceptable,where thermal pres is required (</=6C, not frozen).	N/A	
WV: Container Temperature is recorded.	N/A	
COC is present.	True	
COC is filled out in ink and legible.	True	
COC is filled out with all pertinent information.	True	
There are no discrepancies between the containers received and the COC.	True	
Sample containers have legible labels.	True	
Containers are not broken or leaking.	True	
Sample collection date/times are provided.	True	
Appropriate sample containers are used.	True	
Sample bottles are completely filled.	True	
There is sufficient vol. for all requested analyses.	True	
Is the Field Sampler's name present on COC?	True	
Sample custody seals are intact.	N/A	
VOA sample vials do not have headspace >6mm in diameter (none, if from WV)?	True	

eurofins | Environment Testing

ANALYTICAL REPORT

PREPARED FOR

Attn: Peter Reichardt
Groundwater & Environmental Services Inc
1350 Blair Drive
Suite H-2
Odenton, Maryland 21113

Generated 7/1/2025 9:43:56 AM

JOB DESCRIPTION

High's Store No 141

JOB NUMBER

410-227761-1

Eurofins Lancaster Laboratories Environment Testing, LLC
2425 New Holland Pike
Lancaster PA 17601

See page two for job notes and contact information.

Job Notes

This report may not be reproduced except in full, and with written approval from the laboratory. The results relate only to the samples tested. For questions please contact the Project Manager at the e-mail address or telephone number listed on this page.

Analytical test results meet all requirements of the associated regulatory program (i.e., NELAC (TNI), DoD, and ISO 17025) unless otherwise noted under the individual analysis.

Authorization



Generated
7/1/2025 9:43:56 AM

Authorized for release by
Amek Carter, Project Manager
Loran.Carter@et.eurofinsus.com
(717)556-7252

Compliance Statement

Analytical test results meet all requirements of the associated regulatory program (e.g., NELAC (TNI), DoD, and ISO 17025) unless otherwise noted under the individual analysis. Data qualifiers are applied to note exceptions. Noncompliant quality control (QC) is further explained in narrative comments.
· QC results that exceed the upper limits and are associated with non-detect samples are qualified but further narration is not required since the bias is high and does not change a non-detect result. Further narration is also not required with QC blank detection when the associated sample concentration is non-detect or more than ten times the level in the blank.
· Matrix QC may not be reported if insufficient sample or site-specific QC samples were not submitted. In these situations, to demonstrate precision and accuracy at a batch level, a LCS/LCSD is performed, unless otherwise specified in the method.
· Surrogate and/or isotope dilution analyte recoveries (if applicable) which are outside of the QC window are confirmed unless attributed to a dilution or otherwise noted in the narrative.
Regulated compliance samples (e.g. SDWA, NPDES) must comply with the associated agency requirements/permits.

Measurement uncertainty values, as applicable, are available upon request.

Test results relate only to the sample tested. Clients should be aware that a critical step in a chemical or microbiological analysis is the collection of the sample. Unless the sample analyzed is truly representative of the bulk of material involved, the test results will be meaningless. If you have questions regarding the proper techniques of collecting samples, please contact us. We cannot be held responsible for sample integrity, however, unless sampling has been performed by a member of our staff. Times are local to the area of activity. Parameters listed in the 40 CFR Part 136 Table II as "analyze immediately" and tested in the laboratory are not performed within 15 minutes of collection.

This report shall not be reproduced except in full, without the written approval of the laboratory.

WARRANTY AND LIMITS OF LIABILITY - In accepting analytical work, we warrant the accuracy of test results for the sample as submitted. The foregoing express warranty is exclusive and is given in lieu of all other warranties, expressed or implied, except as otherwise agreed. We disclaim any other warranties, expressed or implied, including a warranty of fitness for particular purpose and warranty of merchantability. In no event shall Eurofins Lancaster Laboratories Environmental, LLC be liable for indirect, special, consequential, or incidental damages including, but not limited to, damages for loss of profit or goodwill regardless of (A) the negligence (either sole or concurrent) of Eurofins Lancaster Laboratories Environmental and (B) whether Eurofins Lancaster Laboratories Environmental has been informed of the possibility of such damages. We accept no legal responsibility for the purposes for which the client uses the test results. Except as otherwise agreed, no purchase order or other order for work shall be accepted by Eurofins Lancaster Laboratories Environmental which includes any conditions that vary from the Standard Terms and Conditions, and Eurofins Lancaster Laboratories Environmental hereby objects to any conflicting terms contained in any acceptance or order submitted by client.



Table of Contents

Cover Page 1
Table of Contents 4
Definitions/Glossary 5
Case Narrative 6
Detection Summary 7
Client Sample Results 8
Surrogate Summary 12
QC Sample Results 13
QC Association Summary 23
Lab Chronicle 24
Certification Summary 25
Method Summary 27
Sample Summary 28
Chain of Custody 29
Receipt Checklists 30

Client: Groundwater & Environmental Services Inc
Job ID: 410-227761-1
Project/Site: High's Store No 141

Qualifiers

GC/MS VOA

Qualifier	Qualifier Description
cn	Refer to Case Narrative for further detail
J	Result is less than the RL but greater than or equal to the MDL and the concentration is an approximate value.

GC Semi VOA

Qualifier	Qualifier Description
B	Compound was found in the blank and sample.
cn	Refer to Case Narrative for further detail

Glossary

Abbreviation	These commonly used abbreviations may or may not be present in this report.
☼	Listed under the "D" column to designate that the result is reported on a dry weight basis
%R	Percent Recovery
CFL	Contains Free Liquid
CFU	Colony Forming Unit
CNF	Contains No Free Liquid
DER	Duplicate Error Ratio (normalized absolute difference)
Dil Fac	Dilution Factor
DL	Detection Limit (DoD/DOE)
DL, RA, RE, IN	Indicates a Dilution, Re-analysis, Re-extraction, or additional Initial metals/anion analysis of the sample
DLC	Decision Level Concentration (Radiochemistry)
EDL	Estimated Detection Limit (Dioxin)
LOD	Limit of Detection (DoD/DOE)
LOQ	Limit of Quantitation (DoD/DOE)
MCL	EPA recommended "Maximum Contaminant Level"
MDA	Minimum Detectable Activity (Radiochemistry)
MDC	Minimum Detectable Concentration (Radiochemistry)
MDL	Method Detection Limit
ML	Minimum Level (Dioxin)
MPN	Most Probable Number
MQL	Method Quantitation Limit
NC	Not Calculated
ND	Not Detected at the reporting limit (or MDL or EDL if shown)
NEG	Negative / Absent
POS	Positive / Present
PQL	Practical Quantitation Limit
PRES	Presumptive
QC	Quality Control
RER	Relative Error Ratio (Radiochemistry)
RL	Reporting Limit or Requested Limit (Radiochemistry)
RPD	Relative Percent Difference, a measure of the relative difference between two points
TEF	Toxicity Equivalent Factor (Dioxin)
TEQ	Toxicity Equivalent Quotient (Dioxin)
TNTC	Too Numerous To Count

Job Narrative
410-227761-1

Analytical test results meet all requirements of the associated regulatory program listed on the Accreditation/Certification Summary Page unless otherwise noted under the individual analysis. Data qualifiers and/or narrative comments are included to explain any exceptions, if applicable.

- Matrix QC may not be reported if insufficient sample is provided or site-specific QC samples were not submitted. In these situations, to demonstrate precision and accuracy at a batch level, a LCS/LCSD may be performed, unless otherwise specified in the method.
- Surrogate and/or isotope dilution analyte recoveries (if applicable) which are outside of the QC window are confirmed unless attributed to a dilution or otherwise noted in the narrative.

Regulated compliance samples (e.g. SDWA, NPDES) must comply with the associated agency requirements/permits.

Receipt
The samples were received on 6/16/2025 6:10 PM. Unless otherwise noted below, the samples arrived in good condition, and, where required, properly preserved and on ice. The temperature of the cooler at receipt time was 3.0°C.

Receipt Exceptions
A trip blank was not submitted for analysis with this sample shipment; and was not listed on the Chain of Custody (COC).

GC/MS VOA
Method 8260C_LL: The following volatiles sample was diluted due to foaming at the time of purging during the original sample analysis: MW-5 (410-227761-2). Elevated reporting limits (RLs) are provided.

Method 8260C_LL: The continuing calibration verification (CCV) associated with batch 410-663344 recovered above the upper control limit for 1,1,1,2-Tetrachloroethane, Styrene, Dibromochloromethane, Bromoform and Bromodichloromethane. Non-detections of the affected analytes are reported. Any detections are considered estimated.

Method 8260C_LL: The continuing calibration verification (CCV) analyzed on 410-663344 is compliant under 8260C/D method criteria for 1,1,2,2-Tetrachloroethane . The software does not display the % Drift data to the whole number as is listed in the method (i.e. limit of 20%). When applying the evaluation to a whole number, the check passes the criteria with a value of 20% Drift.

Method 8260C_LL: The preservative used in the sample containers provided is not compatible with the Method 8260 analytes requested. The following samples were received preserved with hydrochloric acid: MW-18B (410-227761-1) and MW-5 (410-227761-2). The requested target analyte list includes Acrylonitrile , acid-labile compounds that degrade in an acidic medium.

No additional analytical or quality issues were noted, other than those described above or in the Definitions/ Glossary page.

Gasoline Range Organics
No additional analytical or quality issues were noted, other than those described above or in the Definitions/ Glossary page.

Diesel Range Organics
Method 8015D_DRO: The method blank for preparation batch 410-662357 and analytical batch 410-662758 contained DRO (C10-C28) above the reporting limit (RL). Associated sample(s) were not re-extracted and/or re-analyzed because results were greater than 10X the value found in the method blank. MW-5 (410-227761-2)

No additional analytical or quality issues were noted, other than those described above or in the Definitions/ Glossary page.

Detection Summary

Client: Groundwater & Environmental Services Inc
Job ID: 410-227761-1
Project/Site: High's Store No 141

Client Sample ID: MW-18B
Lab Sample ID: 410-227761-1

Analyte	Result	Qualifier	RL	MDL	Unit	Dil Fac	D	Method	Prep Type
Methyl tertiary butyl ether	2.2		0.50	0.080	ug/L	1		8260C LL	Total/NA

Client Sample ID: MW-5
Lab Sample ID: 410-227761-2

Analyte	Result	Qualifier	RL	MDL	Unit	Dil Fac	D	Method	Prep Type
1,2-Dibromoethane	2.4	J cn	5.0	0.80	ug/L	10		8260C LL	Total/NA
Toluene	110	cn	5.0	0.80	ug/L	10		8260C LL	Total/NA
Methyl tertiary butyl ether	0.90	J cn	5.0	0.80	ug/L	10		8260C LL	Total/NA
1,3,5-Trimethylbenzene	84	cn	5.0	0.80	ug/L	10		8260C LL	Total/NA
Benzene	4.8	J cn	5.0	1.0	ug/L	10		8260C LL	Total/NA
Isopropylbenzene	32	cn	5.0	0.80	ug/L	10		8260C LL	Total/NA
Naphthalene	98	cn	5.0	1.0	ug/L	10		8260C LL	Total/NA
n-Butylbenzene	5.4	cn	5.0	0.80	ug/L	10		8260C LL	Total/NA
N-Propylbenzene	52	cn	5.0	1.0	ug/L	10		8260C LL	Total/NA
p-Isopropyltoluene	5.7	cn	5.0	0.80	ug/L	10		8260C LL	Total/NA
sec-Butylbenzene	5.3	cn	5.0	1.0	ug/L	10		8260C LL	Total/NA
t-Butyl alcohol	350	cn	100	30	ug/L	10		8260C LL	Total/NA
Ethylbenzene - DL	190		50	8.0	ug/L	100		8260C LL	Total/NA
1,2,4-Trimethylbenzene - DL	390		50	8.0	ug/L	100		8260C LL	Total/NA
Xylenes, Total - DL	700		100	7.0	ug/L	100		8260C LL	Total/NA
GRO (1C)	3.6		0.50	0.23	mg/L	10		8015D	Total/NA
DRO (C10-C28)	16000	B cn	110	57	ug/L	1		8015D	Total/NA

This Detection Summary does not include radiochemical test results.

Client: Groundwater & Environmental Services Inc
Job ID: 410-227761-1
Project/Site: High's Store No 141

Client Sample ID: MW-18B
Lab Sample ID: 410-227761-1
Date Collected: 06/13/25 10:05
Matrix: Water
Date Received: 06/16/25 18:10

Method: SW846 8260C LL - Volatile Organic Compounds by GC/MS

Analyte	Result	Qualifier	RL	MDL	Unit	D	Prepared	Analyzed	Dil Fac
1,1,1,2-Tetrachloroethane	ND	cn	0.50	0.070	ug/L			06/26/25 19:50	1
cis-1,3-Dichloropropene	ND		0.50	0.10	ug/L			06/26/25 19:50	1
trans-1,3-Dichloropropene	ND		0.50	0.080	ug/L			06/26/25 19:50	1
Ethylbenzene	ND		0.50	0.080	ug/L			06/26/25 19:50	1
Styrene	ND	cn	0.50	0.070	ug/L			06/26/25 19:50	1
1,4-Dichlorobenzene	ND		0.50	0.070	ug/L			06/26/25 19:50	1
1,2-Dibromoethane	ND		0.50	0.080	ug/L			06/26/25 19:50	1
1,1-Dichloropropene	ND		0.50	0.10	ug/L			06/26/25 19:50	1
1,2-Dichloroethane	ND		0.50	0.070	ug/L			06/26/25 19:50	1
1,2,3-Trichlorobenzene	ND		0.50	0.15	ug/L			06/26/25 19:50	1
1,2,3-Trichloropropane	ND		1.0	0.10	ug/L			06/26/25 19:50	1
Toluene	ND		0.50	0.080	ug/L			06/26/25 19:50	1
Chlorobenzene	ND		0.50	0.070	ug/L			06/26/25 19:50	1
1,2,4-Trimethylbenzene	ND		0.50	0.080	ug/L			06/26/25 19:50	1
1,2,4-Trichlorobenzene	ND		0.50	0.070	ug/L			06/26/25 19:50	1
Dibromochloromethane	ND	cn	0.50	0.080	ug/L			06/26/25 19:50	1
Xylenes, Total	ND		1.0	0.070	ug/L			06/26/25 19:50	1
Tetrachloroethene	ND		0.50	0.20	ug/L			06/26/25 19:50	1
cis-1,2-Dichloroethene	ND		0.50	0.080	ug/L			06/26/25 19:50	1
trans-1,2-Dichloroethene	ND		0.50	0.10	ug/L			06/26/25 19:50	1
Methyl tertiary butyl ether	**2.2**		0.50	0.080	ug/L			06/26/25 19:50	1
1,3,5-Trimethylbenzene	ND		0.50	0.080	ug/L			06/26/25 19:50	1
1,3-Dichlorobenzene	ND		0.50	0.070	ug/L			06/26/25 19:50	1
1,3-Dichloropropane	ND		0.50	0.080	ug/L			06/26/25 19:50	1
Chloroform	ND		0.50	0.090	ug/L			06/26/25 19:50	1
Benzene	ND		0.50	0.10	ug/L			06/26/25 19:50	1
1,1,1-Trichloroethane	ND		0.50	0.080	ug/L			06/26/25 19:50	1
Bromomethane	ND		0.50	0.10	ug/L			06/26/25 19:50	1
Chloromethane	ND		0.50	0.10	ug/L			06/26/25 19:50	1
Chloroethane	ND		0.50	0.10	ug/L			06/26/25 19:50	1
2,2-Dichloropropane	ND		0.50	0.10	ug/L			06/26/25 19:50	1
Vinyl chloride	ND		0.50	0.10	ug/L			06/26/25 19:50	1
Methylene Chloride	ND		0.50	0.20	ug/L			06/26/25 19:50	1
Carbon disulfide	ND		1.0	0.10	ug/L			06/26/25 19:50	1
Bromoform	ND	cn	1.0	0.30	ug/L			06/26/25 19:50	1
Bromodichloromethane	ND	cn	0.50	0.080	ug/L			06/26/25 19:50	1
1,1-Dichloroethane	ND		0.50	0.10	ug/L			06/26/25 19:50	1
2-Chlorotoluene	ND		0.50	0.080	ug/L			06/26/25 19:50	1
1,1-Dichloroethene	ND		0.50	0.10	ug/L			06/26/25 19:50	1
Trichlorofluoromethane	ND		0.50	0.10	ug/L			06/26/25 19:50	1
4-Chlorotoluene	ND		0.50	0.080	ug/L			06/26/25 19:50	1
Dichlorodifluoromethane	ND		0.50	0.10	ug/L			06/26/25 19:50	1
1,2-Dichloropropane	ND		0.50	0.10	ug/L			06/26/25 19:50	1
1,1,2-Trichloroethane	ND		0.50	0.080	ug/L			06/26/25 19:50	1
Acrylonitrile	ND	cn	5.0	0.40	ug/L			06/26/25 19:50	1
Trichloroethene	ND		0.50	0.080	ug/L			06/26/25 19:50	1
1,1,2,2-Tetrachloroethane	ND	cn	0.50	0.10	ug/L			06/26/25 19:50	1
1,2-Dichlorobenzene	ND		0.50	0.070	ug/L			06/26/25 19:50	1
1,2-Dibromo-3-Chloropropane	ND		0.50	0.10	ug/L			06/26/25 19:50	1

Client Sample ID: MW-18B
Lab Sample ID: 410-227761-1
Date Collected: 06/13/25 10:05
Matrix: Water
Date Received: 06/16/25 18:10

Method: SW846 8260C LL - Volatile Organic Compounds by GC/MS (Continued)

Analyte	Result	Qualifier	RL	MDL	Unit	D	Prepared	Analyzed	Dil Fac
Bromobenzene	ND		0.50	0.080	ug/L			06/26/25 19:50	1
Bromochloromethane	ND		0.50	0.080	ug/L			06/26/25 19:50	1
Isopropylbenzene	ND		0.50	0.080	ug/L			06/26/25 19:50	1
Dibromomethane	ND		0.50	0.080	ug/L			06/26/25 19:50	1
di-Isopropyl ether	ND		0.50	0.10	ug/L			06/26/25 19:50	1
Ethyl t-butyl ether	ND		0.50	0.080	ug/L			06/26/25 19:50	1
Hexachlorobutadiene	ND		0.50	0.080	ug/L			06/26/25 19:50	1
Naphthalene	ND		0.50	0.10	ug/L			06/26/25 19:50	1
n-Butylbenzene	ND		0.50	0.080	ug/L			06/26/25 19:50	1
N-Propylbenzene	ND		0.50	0.10	ug/L			06/26/25 19:50	1
p-Isopropyltoluene	ND		0.50	0.080	ug/L			06/26/25 19:50	1
sec-Butylbenzene	ND		0.50	0.10	ug/L			06/26/25 19:50	1
t-Amyl methyl ether	ND		0.50	0.20	ug/L			06/26/25 19:50	1
t-Butyl alcohol	ND		10	3.0	ug/L			06/26/25 19:50	1
tert-Butylbenzene	ND		0.50	0.080	ug/L			06/26/25 19:50	1
trans-1,4-Dichloro-2-butene	ND		5.0	2.0	ug/L			06/26/25 19:50	1

Surrogate	*%Recovery*	*Qualifier*	*Limits*	*Prepared*	*Analyzed*	*Dil Fac*
1,2-Dichloroethane-d4 (Surr)	*107*		*80 - 120*		*06/26/25 19:50*	*1*
Dibromofluoromethane (Surr)	*115*		*80 - 120*		*06/26/25 19:50*	*1*
4-Bromofluorobenzene (Surr)	*91*		*80 - 120*		*06/26/25 19:50*	*1*
Toluene-d8 (Surr)	*103*		*80 - 120*		*06/26/25 19:50*	*1*

Method: SW846 8015D - Gasoline Range Organics (GRO) (GC)

Analyte	Result	Qualifier	RL	MDL	Unit	D	Prepared	Analyzed	Dil Fac
GRO (1C)	ND		0.050	0.023	mg/L			06/23/25 17:40	1

Surrogate	*%Recovery*	*Qualifier*	*Limits*	*Prepared*	*Analyzed*	*Dil Fac*
a,a,a-Trifluorotoluene (fid) (1C)	*97*		*63 - 135*		*06/23/25 17:40*	*1*

Method: SW846 8015D - Diesel Range Organics (DRO) (GC)

Analyte	Result	Qualifier	RL	MDL	Unit	D	Prepared	Analyzed	Dil Fac
DRO (C10-C28)	ND		110	57	ug/L		06/27/25 06:18	06/27/25 22:14	1

Surrogate	*%Recovery*	*Qualifier*	*Limits*	*Prepared*	*Analyzed*	*Dil Fac*
o- terphenyl (Surr)	*107*		*37 - 153*	*06/27/25 06:18*	*06/27/25 22:14*	*1*

Client: Groundwater & Environmental Services Inc
Job ID: 410-227761-1
Project/Site: High's Store No 141

Client Sample ID: MW-5
Lab Sample ID: 410-227761-2
Date Collected: 06/13/25 11:00
Matrix: Water
Date Received: 06/16/25 18:10

Method: SW846 8260C LL - Volatile Organic Compounds by GC/MS

Analyte	Result	Qualifier	RL	MDL	Unit	D	Prepared	Analyzed	Dil Fac
1,1,1,2-Tetrachloroethane	ND	cn	5.0	0.70	ug/L			06/26/25 20:34	10
cis-1,3-Dichloropropene	ND	cn	5.0	1.0	ug/L			06/26/25 20:34	10
trans-1,3-Dichloropropene	ND	cn	5.0	0.80	ug/L			06/26/25 20:34	10
Styrene	ND	cn	5.0	0.70	ug/L			06/26/25 20:34	10
1,4-Dichlorobenzene	ND	cn	5.0	0.70	ug/L			06/26/25 20:34	10
1,2-Dibromoethane	**2.4**	**J cn**	5.0	0.80	ug/L			06/26/25 20:34	10
1,1-Dichloropropene	ND	cn	5.0	1.0	ug/L			06/26/25 20:34	10
1,2-Dichloroethane	ND	cn	5.0	0.70	ug/L			06/26/25 20:34	10
1,2,3-Trichlorobenzene	ND	cn	5.0	1.5	ug/L			06/26/25 20:34	10
1,2,3-Trichloropropane	ND	cn	10	1.0	ug/L			06/26/25 20:34	10
Toluene	**110**	**cn**	5.0	0.80	ug/L			06/26/25 20:34	10
Chlorobenzene	ND	cn	5.0	0.70	ug/L			06/26/25 20:34	10
1,2,4-Trichlorobenzene	ND	cn	5.0	0.70	ug/L			06/26/25 20:34	10
Dibromochloromethane	ND	cn	5.0	0.80	ug/L			06/26/25 20:34	10
Tetrachloroethene	ND	cn	5.0	2.0	ug/L			06/26/25 20:34	10
cis-1,2-Dichloroethene	ND	cn	5.0	0.80	ug/L			06/26/25 20:34	10
trans-1,2-Dichloroethene	ND	cn	5.0	1.0	ug/L			06/26/25 20:34	10
Methyl tertiary butyl ether	**0.90**	**J cn**	5.0	0.80	ug/L			06/26/25 20:34	10
1,3,5-Trimethylbenzene	**84**	**cn**	5.0	0.80	ug/L			06/26/25 20:34	10
1,3-Dichlorobenzene	ND	cn	5.0	0.70	ug/L			06/26/25 20:34	10
1,3-Dichloropropane	ND	cn	5.0	0.80	ug/L			06/26/25 20:34	10
Chloroform	ND	cn	5.0	0.90	ug/L			06/26/25 20:34	10
Benzene	**4.8**	**J cn**	5.0	1.0	ug/L			06/26/25 20:34	10
1,1,1-Trichloroethane	ND	cn	5.0	0.80	ug/L			06/26/25 20:34	10
Bromomethane	ND	cn	5.0	1.0	ug/L			06/26/25 20:34	10
Chloromethane	ND	cn	5.0	1.0	ug/L			06/26/25 20:34	10
Chloroethane	ND	cn	5.0	1.0	ug/L			06/26/25 20:34	10
2,2-Dichloropropane	ND	cn	5.0	1.0	ug/L			06/26/25 20:34	10
Vinyl chloride	ND	cn	5.0	1.0	ug/L			06/26/25 20:34	10
Methylene Chloride	ND	cn	5.0	2.0	ug/L			06/26/25 20:34	10
Carbon disulfide	ND	cn	10	1.0	ug/L			06/26/25 20:34	10
Bromoform	ND	cn	10	3.0	ug/L			06/26/25 20:34	10
Bromodichloromethane	ND	cn	5.0	0.80	ug/L			06/26/25 20:34	10
1,1-Dichloroethane	ND	cn	5.0	1.0	ug/L			06/26/25 20:34	10
2-Chlorotoluene	ND	cn	5.0	0.80	ug/L			06/26/25 20:34	10
1,1-Dichloroethene	ND	cn	5.0	1.0	ug/L			06/26/25 20:34	10
Trichlorofluoromethane	ND	cn	5.0	1.0	ug/L			06/26/25 20:34	10
4-Chlorotoluene	ND	cn	5.0	0.80	ug/L			06/26/25 20:34	10
Dichlorodifluoromethane	ND	cn	5.0	1.0	ug/L			06/26/25 20:34	10
1,2-Dichloropropane	ND	cn	5.0	1.0	ug/L			06/26/25 20:34	10
1,1,2-Trichloroethane	ND	cn	5.0	0.80	ug/L			06/26/25 20:34	10
Acrylonitrile	ND	cn	50	4.0	ug/L			06/26/25 20:34	10
Trichloroethene	ND	cn	5.0	0.80	ug/L			06/26/25 20:34	10
1,1,2,2-Tetrachloroethane	ND	cn	5.0	1.0	ug/L			06/26/25 20:34	10
1,2-Dichlorobenzene	ND	cn	5.0	0.70	ug/L			06/26/25 20:34	10
1,2-Dibromo-3-Chloropropane	ND	cn	5.0	1.0	ug/L			06/26/25 20:34	10
Bromobenzene	ND	cn	5.0	0.80	ug/L			06/26/25 20:34	10
Bromochloromethane	ND	cn	5.0	0.80	ug/L			06/26/25 20:34	10
Isopropylbenzene	**32**	**cn**	5.0	0.80	ug/L			06/26/25 20:34	10

Client Sample ID: MW-5
Lab Sample ID: 410-227761-2
Date Collected: 06/13/25 11:00
Matrix: Water
Date Received: 06/16/25 18:10

Method: SW846 8260C LL - Volatile Organic Compounds by GC/MS (Continued)

Analyte	Result	Qualifier	RL	MDL	Unit	D	Prepared	Analyzed	Dil Fac
Dibromomethane	ND	cn	5.0	0.80	ug/L			06/26/25 20:34	10
di-Isopropyl ether	ND	cn	5.0	1.0	ug/L			06/26/25 20:34	10
Ethyl t-butyl ether	ND	cn	5.0	0.80	ug/L			06/26/25 20:34	10
Hexachlorobutadiene	ND	cn	5.0	0.80	ug/L			06/26/25 20:34	10
Naphthalene	**98**	**cn**	5.0	1.0	ug/L			06/26/25 20:34	10
n-Butylbenzene	**5.4**	**cn**	5.0	0.80	ug/L			06/26/25 20:34	10
N-Propylbenzene	**52**	**cn**	5.0	1.0	ug/L			06/26/25 20:34	10
p-Isopropyltoluene	**5.7**	**cn**	5.0	0.80	ug/L			06/26/25 20:34	10
sec-Butylbenzene	**5.3**	**cn**	5.0	1.0	ug/L			06/26/25 20:34	10
t-Amyl methyl ether	ND	cn	5.0	2.0	ug/L			06/26/25 20:34	10
t-Butyl alcohol	**350**	**cn**	100	30	ug/L			06/26/25 20:34	10
tert-Butylbenzene	ND	cn	5.0	0.80	ug/L			06/26/25 20:34	10
trans-1,4-Dichloro-2-butene	ND	cn	50	20	ug/L			06/26/25 20:34	10

Surrogate	*%Recovery*	*Qualifier*	*Limits*	*Prepared*	*Analyzed*	*Dil Fac*
1,2-Dichloroethane-d4 (Surr)	*107*	*cn*	*80 - 120*		*06/26/25 20:34*	*10*
Dibromofluoromethane (Surr)	*112*	*cn*	*80 - 120*		*06/26/25 20:34*	*10*
4-Bromofluorobenzene (Surr)	*100*	*cn*	*80 - 120*		*06/26/25 20:34*	*10*
Toluene-d8 (Surr)	*100*	*cn*	*80 - 120*		*06/26/25 20:34*	*10*

Method: SW846 8260C LL - Volatile Organic Compounds by GC/MS - DL

Analyte	Result	Qualifier	RL	MDL	Unit	D	Prepared	Analyzed	Dil Fac
Ethylbenzene	**190**		50	8.0	ug/L			06/27/25 15:23	100
1,2,4-Trimethylbenzene	**390**		50	8.0	ug/L			06/27/25 15:23	100
Xylenes, Total	**700**		100	7.0	ug/L			06/27/25 15:23	100

Surrogate	*%Recovery*	*Qualifier*	*Limits*	*Prepared*	*Analyzed*	*Dil Fac*
1,2-Dichloroethane-d4 (Surr)	*107*		*80 - 120*		*06/27/25 15:23*	*100*
Dibromofluoromethane (Surr)	*111*		*80 - 120*		*06/27/25 15:23*	*100*
4-Bromofluorobenzene (Surr)	*100*		*80 - 120*		*06/27/25 15:23*	*100*
Toluene-d8 (Surr)	*102*		*80 - 120*		*06/27/25 15:23*	*100*

Method: SW846 8015D - Gasoline Range Organics (GRO) (GC)

Analyte	Result	Qualifier	RL	MDL	Unit	D	Prepared	Analyzed	Dil Fac
GRO (1C)	**3.6**		0.50	0.23	mg/L			06/23/25 19:22	10

Surrogate	*%Recovery*	*Qualifier*	*Limits*	*Prepared*	*Analyzed*	*Dil Fac*
a,a,a-Trifluorotoluene (fid) (1C)	*95*		*63 - 135*		*06/23/25 19:22*	*10*

Method: SW846 8015D - Diesel Range Organics (DRO) (GC)

Analyte	Result	Qualifier	RL	MDL	Unit	D	Prepared	Analyzed	Dil Fac
DRO (C10-C28)	**16000**	**B cn**	110	57	ug/L		06/25/25 02:41	06/26/25 00:11	1

Surrogate	*%Recovery*	*Qualifier*	*Limits*	*Prepared*	*Analyzed*	*Dil Fac*
o- terphenyl (Surr)	*103*		*37 - 153*	*06/25/25 02:41*	*06/26/25 00:11*	*1*

Surrogate Summary

Client: Groundwater & Environmental Services Inc
Project/Site: High's Store No 141

Job ID: 410-227761-1

Method: 8260C LL - Volatile Organic Compounds by GC/MS

Matrix: Water — **Prep Type: Total/NA**

		Percent Surrogate Recovery (Acceptance Limits)			
		DCA	DBFM	BFB	TOL
Lab Sample ID	Client Sample ID	(80-120)	(80-120)	(80-120)	(80-120)
410-227761-1	MW-18B	107	115	91	103
410-227761-2	MW-5	107 cn	112 cn	100 cn	100 cn
410-227761-2 - DL	MW-5	107	111	100	102
LCS 410-663344/4	Lab Control Sample	103	108	99	107
LCS 410-663856/8	Lab Control Sample	104	108	100	107
LCSD 410-663344/5	Lab Control Sample Dup	104	108	98	107
MB 410-663344/7	Method Blank	107	110	95	105
MB 410-663856/7	Method Blank	104	110	95	105

Surrogate Legend

DCA = 1,2-Dichloroethane-d4 (Surr)
DBFM = Dibromofluoromethane (Surr)
BFB = 4-Bromofluorobenzene (Surr)
TOL = Toluene-d8 (Surr)

Method: 8015D - Gasoline Range Organics (GRO) (GC)

Matrix: Water — **Prep Type: Total/NA**

		Percent Surrogate Recovery (Acceptance Limits)
		TFT-F1
Lab Sample ID	Client Sample ID	(63-135)
410-227761-1	MW-18B	97
410-227761-2	MW-5	95
LCS 410-661254/6	Lab Control Sample	88
LCSD 410-661254/7	Lab Control Sample Dup	87
MB 410-661254/5	Method Blank	94

Surrogate Legend

TFT-F = a,a,a-Trifluorotoluene (fid)

Method: 8015D - Diesel Range Organics (DRO) (GC)

Matrix: Water — **Prep Type: Total/NA**

		Percent Surrogate Recovery (Acceptance Limits)
		OTP
Lab Sample ID	Client Sample ID	(37-153)
410-227761-1	MW-18B	107
410-227761-2	MW-5	103
LCS 410-662357/2-A	Lab Control Sample	102
LCS 410-663759/2-A	Lab Control Sample	127
LCSD 410-662357/3-A	Lab Control Sample Dup	91
LCSD 410-663759/3-A	Lab Control Sample Dup	126
MB 410-662357/1-A	Method Blank	80
MB 410-663759/1-A	Method Blank	109

Surrogate Legend

OTP = o- terphenyl (Surr)

Method: 8260C LL - Volatile Organic Compounds by GC/MS

Lab Sample ID: MB 410-663344/7
Matrix: Water
Analysis Batch: 663344

Client Sample ID: Method Blank
Prep Type: Total/NA

Analyte	MB Result	MB Qualifier	RL	MDL	Unit	D	Prepared	Analyzed	Dil Fac
1,1,1,2-Tetrachloroethane	ND		0.50	0.070	ug/L			06/26/25 14:18	1
cis-1,3-Dichloropropene	ND		0.50	0.10	ug/L			06/26/25 14:18	1
trans-1,3-Dichloropropene	ND		0.50	0.080	ug/L			06/26/25 14:18	1
Ethylbenzene	ND		0.50	0.080	ug/L			06/26/25 14:18	1
Styrene	ND		0.50	0.070	ug/L			06/26/25 14:18	1
1,4-Dichlorobenzene	ND		0.50	0.070	ug/L			06/26/25 14:18	1
1,2-Dibromoethane	ND		0.50	0.080	ug/L			06/26/25 14:18	1
1,1-Dichloropropene	ND		0.50	0.10	ug/L			06/26/25 14:18	1
1,2-Dichloroethane	ND		0.50	0.070	ug/L			06/26/25 14:18	1
1,2,3-Trichlorobenzene	ND		0.50	0.15	ug/L			06/26/25 14:18	1
1,2,3-Trichloropropane	ND		1.0	0.10	ug/L			06/26/25 14:18	1
Toluene	ND		0.50	0.080	ug/L			06/26/25 14:18	1
Chlorobenzene	ND		0.50	0.070	ug/L			06/26/25 14:18	1
1,2,4-Trimethylbenzene	ND		0.50	0.080	ug/L			06/26/25 14:18	1
1,2,4-Trichlorobenzene	ND		0.50	0.070	ug/L			06/26/25 14:18	1
Dibromochloromethane	ND		0.50	0.080	ug/L			06/26/25 14:18	1
Xylenes, Total	ND		1.0	0.070	ug/L			06/26/25 14:18	1
Tetrachloroethene	ND		0.50	0.20	ug/L			06/26/25 14:18	1
cis-1,2-Dichloroethene	ND		0.50	0.080	ug/L			06/26/25 14:18	1
trans-1,2-Dichloroethene	ND		0.50	0.10	ug/L			06/26/25 14:18	1
Methyl tertiary butyl ether	ND		0.50	0.080	ug/L			06/26/25 14:18	1
1,3,5-Trimethylbenzene	ND		0.50	0.080	ug/L			06/26/25 14:18	1
1,3-Dichlorobenzene	ND		0.50	0.070	ug/L			06/26/25 14:18	1
1,3-Dichloropropane	ND		0.50	0.080	ug/L			06/26/25 14:18	1
Chloroform	ND		0.50	0.090	ug/L			06/26/25 14:18	1
Benzene	ND		0.50	0.10	ug/L			06/26/25 14:18	1
1,1,1-Trichloroethane	ND		0.50	0.080	ug/L			06/26/25 14:18	1
Bromomethane	ND		0.50	0.10	ug/L			06/26/25 14:18	1
Chloromethane	ND		0.50	0.10	ug/L			06/26/25 14:18	1
Chloroethane	ND		0.50	0.10	ug/L			06/26/25 14:18	1
2,2-Dichloropropane	ND		0.50	0.10	ug/L			06/26/25 14:18	1
Vinyl chloride	ND		0.50	0.10	ug/L			06/26/25 14:18	1
Methylene Chloride	ND		0.50	0.20	ug/L			06/26/25 14:18	1
Carbon disulfide	ND		1.0	0.10	ug/L			06/26/25 14:18	1
Bromoform	ND		1.0	0.30	ug/L			06/26/25 14:18	1
Bromodichloromethane	ND		0.50	0.080	ug/L			06/26/25 14:18	1
1,1-Dichloroethane	ND		0.50	0.10	ug/L			06/26/25 14:18	1
2-Chlorotoluene	ND		0.50	0.080	ug/L			06/26/25 14:18	1
1,1-Dichloroethene	ND		0.50	0.10	ug/L			06/26/25 14:18	1
Trichlorofluoromethane	ND		0.50	0.10	ug/L			06/26/25 14:18	1
4-Chlorotoluene	ND		0.50	0.080	ug/L			06/26/25 14:18	1
Dichlorodifluoromethane	ND		0.50	0.10	ug/L			06/26/25 14:18	1
1,2-Dichloropropane	ND		0.50	0.10	ug/L			06/26/25 14:18	1
1,1,2-Trichloroethane	ND		0.50	0.080	ug/L			06/26/25 14:18	1
Acrylonitrile	ND		5.0	0.40	ug/L			06/26/25 14:18	1
Trichloroethene	ND		0.50	0.080	ug/L			06/26/25 14:18	1
1,1,2,2-Tetrachloroethane	ND		0.50	0.10	ug/L			06/26/25 14:18	1
1,2-Dichlorobenzene	ND		0.50	0.070	ug/L			06/26/25 14:18	1

Method: 8260C LL - Volatile Organic Compounds by GC/MS (Continued)

Lab Sample ID: MB 410-663344/7
Matrix: Water
Analysis Batch: 663344

Client Sample ID: Method Blank
Prep Type: Total/NA

Analyte	MB Result	MB Qualifier	RL	MDL	Unit	D	Prepared	Analyzed	Dil Fac
1,2-Dibromo-3-Chloropropane	ND		0.50	0.10	ug/L			06/26/25 14:18	1
Bromobenzene	ND		0.50	0.080	ug/L			06/26/25 14:18	1
Bromochloromethane	ND		0.50	0.080	ug/L			06/26/25 14:18	1
Isopropylbenzene	ND		0.50	0.080	ug/L			06/26/25 14:18	1
Dibromomethane	ND		0.50	0.080	ug/L			06/26/25 14:18	1
di-Isopropyl ether	ND		0.50	0.10	ug/L			06/26/25 14:18	1
Ethyl t-butyl ether	ND		0.50	0.080	ug/L			06/26/25 14:18	1
Hexachlorobutadiene	ND		0.50	0.080	ug/L			06/26/25 14:18	1
Naphthalene	ND		0.50	0.10	ug/L			06/26/25 14:18	1
n-Butylbenzene	ND		0.50	0.080	ug/L			06/26/25 14:18	1
N-Propylbenzene	ND		0.50	0.10	ug/L			06/26/25 14:18	1
p-Isopropyltoluene	ND		0.50	0.080	ug/L			06/26/25 14:18	1
sec-Butylbenzene	ND		0.50	0.10	ug/L			06/26/25 14:18	1
t-Amyl methyl ether	ND		0.50	0.20	ug/L			06/26/25 14:18	1
t-Butyl alcohol	ND		10	3.0	ug/L			06/26/25 14:18	1
tert-Butylbenzene	ND		0.50	0.080	ug/L			06/26/25 14:18	1
trans-1,4-Dichloro-2-butene	ND		5.0	2.0	ug/L			06/26/25 14:18	1

Surrogate	*MB %Recovery*	*MB Qualifier*	*Limits*	*Prepared*	*Analyzed*	*Dil Fac*
1,2-Dichloroethane-d4 (Surr)	*107*		*80 - 120*		*06/26/25 14:18*	*1*
Dibromofluoromethane (Surr)	*110*		*80 - 120*		*06/26/25 14:18*	*1*
4-Bromofluorobenzene (Surr)	*95*		*80 - 120*		*06/26/25 14:18*	*1*
Toluene-d8 (Surr)	*105*		*80 - 120*		*06/26/25 14:18*	*1*

Lab Sample ID: LCS 410-663344/4
Matrix: Water
Analysis Batch: 663344

Client Sample ID: Lab Control Sample
Prep Type: Total/NA

Analyte	Spike Added	LCS Result	LCS Qualifier	Unit	D	%Rec	%Rec Limits
1,1,1,2-Tetrachloroethane	5.00	5.15		ug/L		103	80 - 122
cis-1,3-Dichloropropene	5.00	4.38		ug/L		88	67 - 121
trans-1,3-Dichloropropene	5.00	4.72		ug/L		94	61 - 129
Ethylbenzene	5.00	4.63		ug/L		93	80 - 120
Styrene	5.00	4.61		ug/L		92	80 - 120
1,4-Dichlorobenzene	5.00	4.61		ug/L		92	80 - 120
1,2-Dibromoethane	5.00	4.83		ug/L		97	80 - 120
1,1-Dichloropropene	5.00	4.43		ug/L		89	74 - 120
1,2-Dichloroethane	5.00	4.62		ug/L		92	69 - 122
1,2,3-Trichlorobenzene	5.00	4.41		ug/L		88	62 - 141
1,2,3-Trichloropropane	5.00	4.83		ug/L		97	80 - 125
Toluene	5.00	4.61		ug/L		92	80 - 120
Chlorobenzene	5.00	4.75		ug/L		95	80 - 120
1,2,4-Trimethylbenzene	5.00	4.61		ug/L		92	80 - 120
1,2,4-Trichlorobenzene	5.00	4.30		ug/L		86	68 - 122
Dibromochloromethane	5.00	5.30		ug/L		106	80 - 123
Xylenes, Total	15.0	13.8		ug/L		92	80 - 120
Tetrachloroethene	5.00	4.59		ug/L		92	80 - 120
cis-1,2-Dichloroethene	5.00	4.53		ug/L		91	80 - 122

Method: 8260C LL - Volatile Organic Compounds by GC/MS (Continued)

Lab Sample ID: LCS 410-663344/4
Matrix: Water
Analysis Batch: 663344

Client Sample ID: Lab Control Sample
Prep Type: Total/NA

Analyte	Spike Added	LCS Result	LCS Qualifier	Unit	D	%Rec	%Rec Limits
trans-1,2-Dichloroethene	5.00	4.74		ug/L		95	80 - 122
Methyl tertiary butyl ether	5.00	4.23		ug/L		85	69 - 120
1,3,5-Trimethylbenzene	5.00	4.62		ug/L		92	80 - 120
1,3-Dichlorobenzene	5.00	4.62		ug/L		92	80 - 120
1,3-Dichloropropane	5.00	4.87		ug/L		97	80 - 120
Chloroform	5.00	4.83		ug/L		97	80 - 120
Benzene	5.00	4.56		ug/L		91	80 - 120
1,1,1-Trichloroethane	5.00	4.89		ug/L		98	78 - 126
Bromomethane	5.00	4.19		ug/L		84	63 - 120
Chloromethane	5.00	4.30		ug/L		86	56 - 124
Chloroethane	5.00	4.13		ug/L		83	63 - 120
2,2-Dichloropropane	5.00	4.86		ug/L		97	77 - 128
Vinyl chloride	5.00	4.08		ug/L		82	60 - 125
Methylene Chloride	5.00	4.73		ug/L		95	80 - 120
Carbon disulfide	5.00	4.76		ug/L		95	67 - 130
Bromoform	5.00	4.76		ug/L		95	75 - 126
Bromodichloromethane	5.00	5.07		ug/L		101	80 - 123
1,1-Dichloroethane	5.00	4.88		ug/L		98	74 - 120
2-Chlorotoluene	5.00	4.67		ug/L		93	80 - 120
1,1-Dichloroethene	5.00	4.86		ug/L		97	80 - 131
Trichlorofluoromethane	5.00	4.19		ug/L		84	53 - 136
4-Chlorotoluene	5.00	4.61		ug/L		92	80 - 120
Dichlorodifluoromethane	5.00	4.16		ug/L		83	43 - 123
1,2-Dichloropropane	5.00	4.92		ug/L		98	80 - 120
1,1,2-Trichloroethane	5.00	4.83		ug/L		97	80 - 120
Acrylonitrile	25.0	19.1		ug/L		77	64 - 139
Trichloroethene	5.00	4.41		ug/L		88	80 - 120
1,1,2,2-Tetrachloroethane	5.00	4.92		ug/L		98	75 - 123
1,2-Dichlorobenzene	5.00	4.63		ug/L		93	80 - 120
1,2-Dibromo-3-Chloropropane	5.00	3.81		ug/L		76	75 - 124
Bromobenzene	5.00	4.66		ug/L		93	80 - 120
Bromochloromethane	5.00	4.86		ug/L		97	80 - 133
Isopropylbenzene	5.00	4.98		ug/L		100	80 - 120
Dibromomethane	5.00	4.92		ug/L		98	80 - 122
di-Isopropyl ether	5.00	4.45		ug/L		89	75 - 120
Ethyl t-butyl ether	5.00	4.13		ug/L		83	57 - 126
Hexachlorobutadiene	5.00	5.07		ug/L		101	72 - 132
Naphthalene	5.00	4.19		ug/L		84	64 - 135
n-Butylbenzene	5.00	4.61		ug/L		92	74 - 123
N-Propylbenzene	5.00	4.60		ug/L		92	74 - 122
p-Isopropyltoluene	5.00	4.47		ug/L		89	80 - 120
sec-Butylbenzene	5.00	4.50		ug/L		90	80 - 120
t-Amyl methyl ether	5.00	4.31		ug/L		86	55 - 146
t-Butyl alcohol	50.0	48.3		ug/L		97	62 - 138
tert-Butylbenzene	5.00	4.11		ug/L		82	79 - 120
trans-1,4-Dichloro-2-butene	25.0	12.5		ug/L		50	13 - 144

Method: 8260C LL - Volatile Organic Compounds by GC/MS (Continued)

Lab Sample ID: LCS 410-663344/4
Matrix: Water
Analysis Batch: 663344

Client Sample ID: Lab Control Sample
Prep Type: Total/NA

Surrogate	LCS %Recovery	LCS Qualifier	Limits
1,2-Dichloroethane-d4 (Surr)	103		80 - 120
Dibromofluoromethane (Surr)	108		80 - 120
4-Bromofluorobenzene (Surr)	99		80 - 120
Toluene-d8 (Surr)	107		80 - 120

Lab Sample ID: LCSD 410-663344/5
Matrix: Water
Analysis Batch: 663344

Client Sample ID: Lab Control Sample Dup
Prep Type: Total/NA

Analyte			Spike Added	LCSD Result	LCSD Qualifier	Unit	D	%Rec	%Rec Limits	RPD	RPD Limit
1,1,1,2-Tetrachloroethane			5.00	5.43		ug/L		109	80 - 122	5	30
cis-1,3-Dichloropropene			5.00	4.83		ug/L		97	67 - 121	10	30
trans-1,3-Dichloropropene			5.00	5.15		ug/L		103	61 - 129	9	30
Ethylbenzene			5.00	4.90		ug/L		98	80 - 120	6	30
Styrene			5.00	4.99		ug/L		100	80 - 120	8	30
1,4-Dichlorobenzene			5.00	4.79		ug/L		96	80 - 120	4	30
1,2-Dibromoethane			5.00	5.14		ug/L		103	80 - 120	6	30
1,1-Dichloropropene			5.00	4.72		ug/L		94	74 - 120	6	30
1,2-Dichloroethane			5.00	4.98		ug/L		100	69 - 122	8	30
1,2,3-Trichlorobenzene			5.00	4.51		ug/L		90	62 - 141	2	30
1,2,3-Trichloropropane			5.00	5.20		ug/L		104	80 - 125	7	30
Toluene			5.00	4.89		ug/L		98	80 - 120	6	30
Chlorobenzene			5.00	5.09		ug/L		102	80 - 120	7	30
1,2,4-Trimethylbenzene			5.00	4.78		ug/L		96	80 - 120	4	30
1,2,4-Trichlorobenzene			5.00	4.55		ug/L		91	68 - 122	6	30
Dibromochloromethane			5.00	5.65		ug/L		113	80 - 123	6	30
Xylenes, Total			15.0	14.6		ug/L		97	80 - 120	5	30
Tetrachloroethene			5.00	4.85		ug/L		97	80 - 120	6	30
cis-1,2-Dichloroethene			5.00	4.90		ug/L		98	80 - 122	8	30
trans-1,2-Dichloroethene			5.00	4.98		ug/L		100	80 - 122	5	30
Methyl tertiary butyl ether			5.00	4.59		ug/L		92	69 - 120	8	30
1,3,5-Trimethylbenzene			5.00	4.80		ug/L		96	80 - 120	4	30
1,3-Dichlorobenzene			5.00	4.79		ug/L		96	80 - 120	4	30
1,3-Dichloropropane			5.00	5.15		ug/L		103	80 - 120	6	30
Chloroform			5.00	5.10		ug/L		102	80 - 120	5	30
Benzene			5.00	4.82		ug/L		96	80 - 120	6	30
1,1,1-Trichloroethane			5.00	5.16		ug/L		103	78 - 126	5	30
Bromomethane			5.00	4.37		ug/L		87	63 - 120	4	30
Chloromethane			5.00	4.64		ug/L		93	56 - 124	8	30
Chloroethane			5.00	4.29		ug/L		86	63 - 120	4	30
2,2-Dichloropropane			5.00	5.16		ug/L		103	77 - 128	6	30
Vinyl chloride			5.00	4.36		ug/L		87	60 - 125	6	30
Methylene Chloride			5.00	5.01		ug/L		100	80 - 120	6	30
Carbon disulfide			5.00	5.01		ug/L		100	67 - 130	5	30
Bromoform			5.00	5.06		ug/L		101	75 - 126	6	30
Bromodichloromethane			5.00	5.43		ug/L		109	80 - 123	7	30
1,1-Dichloroethane			5.00	5.17		ug/L		103	74 - 120	6	30
2-Chlorotoluene			5.00	4.86		ug/L		97	80 - 120	4	30

Method: 8260C LL - Volatile Organic Compounds by GC/MS (Continued)

Lab Sample ID: LCSD 410-663344/5
Matrix: Water
Analysis Batch: 663344

Client Sample ID: Lab Control Sample Dup
Prep Type: Total/NA

Analyte			Spike Added	LCSD Result	LCSD Qualifier	Unit	D	%Rec	%Rec Limits	RPD	RPD Limit
1,1-Dichloroethene			5.00	5.22		ug/L		104	80 - 131	7	30
Trichlorofluoromethane			5.00	4.54		ug/L		91	53 - 136	8	30
4-Chlorotoluene			5.00	4.91		ug/L		98	80 - 120	6	30
Dichlorodifluoromethane			5.00	4.29		ug/L		86	43 - 123	3	30
1,2-Dichloropropane			5.00	5.16		ug/L		103	80 - 120	5	30
1,1,2-Trichloroethane			5.00	5.22		ug/L		104	80 - 120	8	30
Acrylonitrile			25.0	20.6		ug/L		82	64 - 139	7	30
Trichloroethene			5.00	4.76		ug/L		95	80 - 120	8	30
1,1,2,2-Tetrachloroethane			5.00	5.28		ug/L		106	75 - 123	7	30
1,2-Dichlorobenzene			5.00	4.79		ug/L		96	80 - 120	3	30
1,2-Dibromo-3-Chloropropane			5.00	3.73		ug/L		75	75 - 124	2	30
Bromobenzene			5.00	4.86		ug/L		97	80 - 120	4	30
Bromochloromethane			5.00	5.02		ug/L		100	80 - 133	3	30
Isopropylbenzene			5.00	5.31		ug/L		106	80 - 120	6	30
Dibromomethane			5.00	5.23		ug/L		105	80 - 122	6	30
di-Isopropyl ether			5.00	4.72		ug/L		94	75 - 120	6	30
Ethyl t-butyl ether			5.00	4.44		ug/L		89	57 - 126	7	30
Hexachlorobutadiene			5.00	5.22		ug/L		104	72 - 132	3	30
Naphthalene			5.00	4.40		ug/L		88	64 - 135	5	30
n-Butylbenzene			5.00	4.80		ug/L		96	74 - 123	4	30
N-Propylbenzene			5.00	4.84		ug/L		97	74 - 122	5	30
p-Isopropyltoluene			5.00	4.63		ug/L		93	80 - 120	3	30
sec-Butylbenzene			5.00	4.67		ug/L		93	80 - 120	4	30
t-Amyl methyl ether			5.00	4.61		ug/L		92	55 - 146	7	30
t-Butyl alcohol			50.0	53.5		ug/L		107	62 - 138	10	30
tert-Butylbenzene			5.00	4.35		ug/L		87	79 - 120	6	30
trans-1,4-Dichloro-2-butene			25.0	13.8		ug/L		55	13 - 144	10	30

Surrogate	*LCSD %Recovery*	*LCSD Qualifier*	*Limits*
1,2-Dichloroethane-d4 (Surr)	*104*		*80 - 120*
Dibromofluoromethane (Surr)	*108*		*80 - 120*
4-Bromofluorobenzene (Surr)	*98*		*80 - 120*
Toluene-d8 (Surr)	*107*		*80 - 120*

Lab Sample ID: MB 410-663856/7
Matrix: Water
Analysis Batch: 663856

Client Sample ID: Method Blank
Prep Type: Total/NA

Analyte	MB Result	MB Qualifier	RL	MDL	Unit	D	Prepared	Analyzed	Dil Fac
1,1,1,2-Tetrachloroethane	ND		0.50	0.070	ug/L			06/27/25 13:11	1
cis-1,3-Dichloropropene	ND		0.50	0.10	ug/L			06/27/25 13:11	1
trans-1,3-Dichloropropene	ND		0.50	0.080	ug/L			06/27/25 13:11	1
Ethylbenzene	ND		0.50	0.080	ug/L			06/27/25 13:11	1
Styrene	ND		0.50	0.070	ug/L			06/27/25 13:11	1
1,4-Dichlorobenzene	ND		0.50	0.070	ug/L			06/27/25 13:11	1
1,2-Dibromoethane	ND		0.50	0.080	ug/L			06/27/25 13:11	1
1,1-Dichloropropene	ND		0.50	0.10	ug/L			06/27/25 13:11	1
1,2-Dichloroethane	ND		0.50	0.070	ug/L			06/27/25 13:11	1

Method: 8260C LL - Volatile Organic Compounds by GC/MS (Continued)

Lab Sample ID: MB 410-663856/7
Matrix: Water
Analysis Batch: 663856

Client Sample ID: Method Blank
Prep Type: Total/NA

Analyte	MB Result	MB Qualifier	RL	MDL	Unit	D	Prepared	Analyzed	Dil Fac
1,2,3-Trichlorobenzene	ND		0.50	0.15	ug/L			06/27/25 13:11	1
1,2,3-Trichloropropane	ND		1.0	0.10	ug/L			06/27/25 13:11	1
Toluene	ND		0.50	0.080	ug/L			06/27/25 13:11	1
Chlorobenzene	ND		0.50	0.070	ug/L			06/27/25 13:11	1
1,2,4-Trimethylbenzene	ND		0.50	0.080	ug/L			06/27/25 13:11	1
1,2,4-Trichlorobenzene	ND		0.50	0.070	ug/L			06/27/25 13:11	1
Dibromochloromethane	ND		0.50	0.080	ug/L			06/27/25 13:11	1
Xylenes, Total	ND		1.0	0.070	ug/L			06/27/25 13:11	1
Tetrachloroethene	ND		0.50	0.20	ug/L			06/27/25 13:11	1
cis-1,2-Dichloroethene	ND		0.50	0.080	ug/L			06/27/25 13:11	1
trans-1,2-Dichloroethene	ND		0.50	0.10	ug/L			06/27/25 13:11	1
Methyl tertiary butyl ether	ND		0.50	0.080	ug/L			06/27/25 13:11	1
1,3,5-Trimethylbenzene	ND		0.50	0.080	ug/L			06/27/25 13:11	1
1,3-Dichlorobenzene	ND		0.50	0.070	ug/L			06/27/25 13:11	1
1,3-Dichloropropane	ND		0.50	0.080	ug/L			06/27/25 13:11	1
Chloroform	ND		0.50	0.090	ug/L			06/27/25 13:11	1
Benzene	ND		0.50	0.10	ug/L			06/27/25 13:11	1
1,1,1-Trichloroethane	ND		0.50	0.080	ug/L			06/27/25 13:11	1
Bromomethane	ND		0.50	0.10	ug/L			06/27/25 13:11	1
Chloromethane	ND		0.50	0.10	ug/L			06/27/25 13:11	1
Chloroethane	ND		0.50	0.10	ug/L			06/27/25 13:11	1
2,2-Dichloropropane	ND		0.50	0.10	ug/L			06/27/25 13:11	1
Vinyl chloride	ND		0.50	0.10	ug/L			06/27/25 13:11	1
Methylene Chloride	ND		0.50	0.20	ug/L			06/27/25 13:11	1
Carbon disulfide	ND		1.0	0.10	ug/L			06/27/25 13:11	1
Bromoform	ND		1.0	0.30	ug/L			06/27/25 13:11	1
Bromodichloromethane	ND		0.50	0.080	ug/L			06/27/25 13:11	1
1,1-Dichloroethane	ND		0.50	0.10	ug/L			06/27/25 13:11	1
2-Chlorotoluene	ND		0.50	0.080	ug/L			06/27/25 13:11	1
1,1-Dichloroethene	ND		0.50	0.10	ug/L			06/27/25 13:11	1
Trichlorofluoromethane	ND		0.50	0.10	ug/L			06/27/25 13:11	1
4-Chlorotoluene	ND		0.50	0.080	ug/L			06/27/25 13:11	1
Dichlorodifluoromethane	ND		0.50	0.10	ug/L			06/27/25 13:11	1
1,2-Dichloropropane	ND		0.50	0.10	ug/L			06/27/25 13:11	1
1,1,2-Trichloroethane	ND		0.50	0.080	ug/L			06/27/25 13:11	1
Acrylonitrile	ND		5.0	0.40	ug/L			06/27/25 13:11	1
Trichloroethene	ND		0.50	0.080	ug/L			06/27/25 13:11	1
1,1,2,2-Tetrachloroethane	ND		0.50	0.10	ug/L			06/27/25 13:11	1
1,2-Dichlorobenzene	ND		0.50	0.070	ug/L			06/27/25 13:11	1
1,2-Dibromo-3-Chloropropane	ND		0.50	0.10	ug/L			06/27/25 13:11	1
Bromobenzene	ND		0.50	0.080	ug/L			06/27/25 13:11	1
Bromochloromethane	ND		0.50	0.080	ug/L			06/27/25 13:11	1
Isopropylbenzene	ND		0.50	0.080	ug/L			06/27/25 13:11	1
Dibromomethane	ND		0.50	0.080	ug/L			06/27/25 13:11	1
di-Isopropyl ether	ND		0.50	0.10	ug/L			06/27/25 13:11	1
Ethyl t-butyl ether	ND		0.50	0.080	ug/L			06/27/25 13:11	1
Hexachlorobutadiene	ND		0.50	0.080	ug/L			06/27/25 13:11	1
Naphthalene	ND		0.50	0.10	ug/L			06/27/25 13:11	1
n-Butylbenzene	ND		0.50	0.080	ug/L			06/27/25 13:11	1

Method: 8260C LL - Volatile Organic Compounds by GC/MS (Continued)

Lab Sample ID: MB 410-663856/7
Matrix: Water
Analysis Batch: 663856

Client Sample ID: Method Blank
Prep Type: Total/NA

Analyte	MB Result	MB Qualifier	RL	MDL	Unit	D	Prepared	Analyzed	Dil Fac
N-Propylbenzene	ND		0.50	0.10	ug/L			06/27/25 13:11	1
p-Isopropyltoluene	ND		0.50	0.080	ug/L			06/27/25 13:11	1
sec-Butylbenzene	ND		0.50	0.10	ug/L			06/27/25 13:11	1
t-Amyl methyl ether	ND		0.50	0.20	ug/L			06/27/25 13:11	1
t-Butyl alcohol	ND		10	3.0	ug/L			06/27/25 13:11	1
tert-Butylbenzene	ND		0.50	0.080	ug/L			06/27/25 13:11	1
trans-1,4-Dichloro-2-butene	ND		5.0	2.0	ug/L			06/27/25 13:11	1

Surrogate	*MB %Recovery*	*MB Qualifier*	*Limits*	*Prepared*	*Analyzed*	*Dil Fac*
1,2-Dichloroethane-d4 (Surr)	*104*		*80 - 120*		*06/27/25 13:11*	*1*
Dibromofluoromethane (Surr)	*110*		*80 - 120*		*06/27/25 13:11*	*1*
4-Bromofluorobenzene (Surr)	*95*		*80 - 120*		*06/27/25 13:11*	*1*
Toluene-d8 (Surr)	*105*		*80 - 120*		*06/27/25 13:11*	*1*

Lab Sample ID: LCS 410-663856/8
Matrix: Water
Analysis Batch: 663856

Client Sample ID: Lab Control Sample
Prep Type: Total/NA

Analyte	Spike Added	LCS Result	LCS Qualifier	Unit	D	%Rec	%Rec Limits
1,1,1,2-Tetrachloroethane	5.00	5.20		ug/L		104	80 - 122
cis-1,3-Dichloropropene	5.00	4.64		ug/L		93	67 - 121
trans-1,3-Dichloropropene	5.00	5.04		ug/L		101	61 - 129
Ethylbenzene	5.00	4.77		ug/L		95	80 - 120
Styrene	5.00	4.74		ug/L		95	80 - 120
1,4-Dichlorobenzene	5.00	4.66		ug/L		93	80 - 120
1,2-Dibromoethane	5.00	5.05		ug/L		101	80 - 120
1,1-Dichloropropene	5.00	4.54		ug/L		91	74 - 120
1,2-Dichloroethane	5.00	4.80		ug/L		96	69 - 122
1,2,3-Trichlorobenzene	5.00	4.21		ug/L		84	62 - 141
1,2,3-Trichloropropane	5.00	5.05		ug/L		101	80 - 125
Toluene	5.00	4.70		ug/L		94	80 - 120
Chlorobenzene	5.00	4.80		ug/L		96	80 - 120
1,2,4-Trimethylbenzene	5.00	4.54		ug/L		91	80 - 120
1,2,4-Trichlorobenzene	5.00	4.29		ug/L		86	68 - 122
Dibromochloromethane	5.00	5.56		ug/L		111	80 - 123
Xylenes, Total	15.0	14.0		ug/L		93	80 - 120
Tetrachloroethene	5.00	4.72		ug/L		94	80 - 120
cis-1,2-Dichloroethene	5.00	4.61		ug/L		92	80 - 122
trans-1,2-Dichloroethene	5.00	4.74		ug/L		95	80 - 122
Methyl tertiary butyl ether	5.00	4.34		ug/L		87	69 - 120
1,3,5-Trimethylbenzene	5.00	4.64		ug/L		93	80 - 120
1,3-Dichlorobenzene	5.00	4.58		ug/L		92	80 - 120
1,3-Dichloropropane	5.00	5.12		ug/L		102	80 - 120
Chloroform	5.00	4.93		ug/L		99	80 - 120
Benzene	5.00	4.62		ug/L		92	80 - 120
1,1,1-Trichloroethane	5.00	4.99		ug/L		100	78 - 126
Bromomethane	5.00	4.25		ug/L		85	63 - 120
Chloromethane	5.00	4.44		ug/L		89	56 - 124

Method: 8260C LL - Volatile Organic Compounds by GC/MS (Continued)

Lab Sample ID: LCS 410-663856/8
Matrix: Water
Analysis Batch: 663856

Client Sample ID: Lab Control Sample
Prep Type: Total/NA

Analyte	Spike Added	LCS Result	LCS Qualifier	Unit	D	%Rec	%Rec Limits
Chloroethane	5.00	4.33		ug/L		87	63 - 120
2,2-Dichloropropane	5.00	4.79		ug/L		96	77 - 128
Vinyl chloride	5.00	4.20		ug/L		84	60 - 125
Methylene Chloride	5.00	4.86		ug/L		97	80 - 120
Carbon disulfide	5.00	4.68		ug/L		94	67 - 130
Bromoform	5.00	4.94		ug/L		99	75 - 126
Bromodichloromethane	5.00	5.17		ug/L		103	80 - 123
1,1-Dichloroethane	5.00	5.00		ug/L		100	74 - 120
2-Chlorotoluene	5.00	4.64		ug/L		93	80 - 120
1,1-Dichloroethene	5.00	4.96		ug/L		99	80 - 131
Trichlorofluoromethane	5.00	4.24		ug/L		85	53 - 136
4-Chlorotoluene	5.00	4.57		ug/L		91	80 - 120
Dichlorodifluoromethane	5.00	4.06		ug/L		81	43 - 123
1,2-Dichloropropane	5.00	5.03		ug/L		101	80 - 120
1,1,2-Trichloroethane	5.00	5.02		ug/L		100	80 - 120
Acrylonitrile	25.0	19.4		ug/L		78	64 - 139
Trichloroethene	5.00	4.53		ug/L		91	80 - 120
1,1,2,2-Tetrachloroethane	5.00	5.08		ug/L		102	75 - 123
1,2-Dichlorobenzene	5.00	4.60		ug/L		92	80 - 120
1,2-Dibromo-3-Chloropropane	5.00	3.88		ug/L		78	75 - 124
Bromobenzene	5.00	4.60		ug/L		92	80 - 120
Bromochloromethane	5.00	4.94		ug/L		99	80 - 133
Isopropylbenzene	5.00	5.18		ug/L		104	80 - 120
Dibromomethane	5.00	5.00		ug/L		100	80 - 122
di-Isopropyl ether	5.00	4.57		ug/L		91	75 - 120
Ethyl t-butyl ether	5.00	4.34		ug/L		87	57 - 126
Hexachlorobutadiene	5.00	4.94		ug/L		99	72 - 132
Naphthalene	5.00	4.11		ug/L		82	64 - 135
n-Butylbenzene	5.00	4.61		ug/L		92	74 - 123
N-Propylbenzene	5.00	4.68		ug/L		94	74 - 122
p-Isopropyltoluene	5.00	4.46		ug/L		89	80 - 120
sec-Butylbenzene	5.00	4.52		ug/L		90	80 - 120
t-Amyl methyl ether	5.00	4.50		ug/L		90	55 - 146
t-Butyl alcohol	50.0	43.3		ug/L		87	62 - 138
tert-Butylbenzene	5.00	4.51		ug/L		90	79 - 120
trans-1,4-Dichloro-2-butene	25.0	16.1		ug/L		64	13 - 144

Surrogate	*LCS %Recovery*	*LCS Qualifier*	*Limits*
1,2-Dichloroethane-d4 (Surr)	*104*		*80 - 120*
Dibromofluoromethane (Surr)	*108*		*80 - 120*
4-Bromofluorobenzene (Surr)	*100*		*80 - 120*
Toluene-d8 (Surr)	*107*		*80 - 120*

Method: 8015D - Gasoline Range Organics (GRO) (GC)

Lab Sample ID: MB 410-661254/5
Matrix: Water
Analysis Batch: 661254

Client Sample ID: Method Blank
Prep Type: Total/NA

Analyte	MB Result	MB Qualifier	RL	MDL	Unit	D	Prepared	Analyzed	Dil Fac
GRO (1C)	ND		0.050	0.023	mg/L			06/23/25 10:50	1

Surrogate	*MB %Recovery*	*MB Qualifier*	*Limits*	*Prepared*	*Analyzed*	*Dil Fac*
a,a,a-Trifluorotoluene (fid) (1C)	*94*		*63 - 135*		*06/23/25 10:50*	*1*

Lab Sample ID: LCS 410-661254/6
Matrix: Water
Analysis Batch: 661254

Client Sample ID: Lab Control Sample
Prep Type: Total/NA

Analyte	Spike Added	LCS Result	LCS Qualifier	Unit	D	%Rec	%Rec Limits
Gasoline (Unleaded) (1C)	1100	1020		ug/L		93	66 - 120

Surrogate	*LCS %Recovery*	*LCS Qualifier*	*Limits*
a,a,a-Trifluorotoluene (fid) (1C)	*88*		*63 - 135*

Lab Sample ID: LCSD 410-661254/7
Matrix: Water
Analysis Batch: 661254

Client Sample ID: Lab Control Sample Dup
Prep Type: Total/NA

Analyte	Spike Added	LCSD Result	LCSD Qualifier	Unit	D	%Rec	%Rec Limits	RPD	RPD Limit
Gasoline (Unleaded) (1C)	1100	1020		ug/L		93	66 - 120	0	30

Surrogate	*LCSD %Recovery*	*LCSD Qualifier*	*Limits*
a,a,a-Trifluorotoluene (fid) (1C)	*87*		*63 - 135*

Method: 8015D - Diesel Range Organics (DRO) (GC)

Lab Sample ID: MB 410-662357/1-A
Matrix: Water
Analysis Batch: 662758

Client Sample ID: Method Blank
Prep Type: Total/NA
Prep Batch: 662357

Analyte	MB Result	MB Qualifier	RL	MDL	Unit	D	Prepared	Analyzed	Dil Fac
DRO (C10-C28)	263		100	55	ug/L		06/25/25 02:41	06/25/25 18:13	1

Surrogate	*MB %Recovery*	*MB Qualifier*	*Limits*	*Prepared*	*Analyzed*	*Dil Fac*
o- terphenyl (Surr)	*80*		*37 - 153*	*06/25/25 02:41*	*06/25/25 18:13*	*1*

Lab Sample ID: LCS 410-662357/2-A
Matrix: Water
Analysis Batch: 662758

Client Sample ID: Lab Control Sample
Prep Type: Total/NA
Prep Batch: 662357

Analyte	Spike Added	LCS Result	LCS Qualifier	Unit	D	%Rec	%Rec Limits
DRO (C10-C28)	2690	2530		ug/L		94	78 - 133

Surrogate	*LCS %Recovery*	*LCS Qualifier*	*Limits*
o- terphenyl (Surr)	*102*		*37 - 153*

Method: 8015D - Diesel Range Organics (DRO) (GC) (Continued)

Lab Sample ID: LCSD 410-662357/3-A
Matrix: Water
Analysis Batch: 662758

Client Sample ID: Lab Control Sample Dup
Prep Type: Total/NA
Prep Batch: 662357

Analyte			Spike Added	LCSD Result	LCSD Qualifier	Unit	D	%Rec	%Rec Limits	RPD	RPD Limit
DRO (C10-C28)			2670	2470		ug/L		93	78 - 133	2	20

Surrogate	*LCSD %Recovery*	*LCSD Qualifier*	*Limits*
o- terphenyl (Surr)	*91*		*37 - 153*

Lab Sample ID: MB 410-663759/1-A
Matrix: Water
Analysis Batch: 664113

Client Sample ID: Method Blank
Prep Type: Total/NA
Prep Batch: 663759

Analyte	MB Result	MB Qualifier	RL	MDL	Unit	D	Prepared	Analyzed	Dil Fac
DRO (C10-C28)	ND		110	57	ug/L		06/27/25 06:18	06/27/25 18:16	1

Surrogate	*MB %Recovery*	*MB Qualifier*	*Limits*	*Prepared*	*Analyzed*	*Dil Fac*
o- terphenyl (Surr)	*109*		*37 - 153*	*06/27/25 06:18*	*06/27/25 18:16*	*1*

Lab Sample ID: LCS 410-663759/2-A
Matrix: Water
Analysis Batch: 664113

Client Sample ID: Lab Control Sample
Prep Type: Total/NA
Prep Batch: 663759

Analyte			Spike Added	LCS Result	LCS Qualifier	Unit	D	%Rec	%Rec Limits		
DRO (C10-C28)			2730	3440		ug/L		126	78 - 133		

Surrogate	*LCS %Recovery*	*LCS Qualifier*	*Limits*
o- terphenyl (Surr)	*127*		*37 - 153*

Lab Sample ID: LCSD 410-663759/3-A
Matrix: Water
Analysis Batch: 664113

Client Sample ID: Lab Control Sample Dup
Prep Type: Total/NA
Prep Batch: 663759

Analyte			Spike Added	LCSD Result	LCSD Qualifier	Unit	D	%Rec	%Rec Limits	RPD	RPD Limit
DRO (C10-C28)			2750	3630		ug/L		132	78 - 133	5	20

Surrogate	*LCSD %Recovery*	*LCSD Qualifier*	*Limits*
o- terphenyl (Surr)	*126*		*37 - 153*

GC/MS VOA

Analysis Batch: 663344

Lab Sample ID	Client Sample ID	Prep Type	Matrix	Method	Prep Batch
410-227761-1	MW-18B	Total/NA	Water	8260C LL	
410-227761-2	MW-5	Total/NA	Water	8260C LL	
MB 410-663344/7	Method Blank	Total/NA	Water	8260C LL	
LCS 410-663344/4	Lab Control Sample	Total/NA	Water	8260C LL	
LCSD 410-663344/5	Lab Control Sample Dup	Total/NA	Water	8260C LL	

Analysis Batch: 663856

Lab Sample ID	Client Sample ID	Prep Type	Matrix	Method	Prep Batch
410-227761-2 - DL	MW-5	Total/NA	Water	8260C LL	
MB 410-663856/7	Method Blank	Total/NA	Water	8260C LL	
LCS 410-663856/8	Lab Control Sample	Total/NA	Water	8260C LL	

GC VOA

Analysis Batch: 661254

Lab Sample ID	Client Sample ID	Prep Type	Matrix	Method	Prep Batch
410-227761-1	MW-18B	Total/NA	Water	8015D	
410-227761-2	MW-5	Total/NA	Water	8015D	
MB 410-661254/5	Method Blank	Total/NA	Water	8015D	
LCS 410-661254/6	Lab Control Sample	Total/NA	Water	8015D	
LCSD 410-661254/7	Lab Control Sample Dup	Total/NA	Water	8015D	

GC Semi VOA

Prep Batch: 662357

Lab Sample ID	Client Sample ID	Prep Type	Matrix	Method	Prep Batch
410-227761-2	MW-5	Total/NA	Water	3511	
MB 410-662357/1-A	Method Blank	Total/NA	Water	3511	
LCS 410-662357/2-A	Lab Control Sample	Total/NA	Water	3511	
LCSD 410-662357/3-A	Lab Control Sample Dup	Total/NA	Water	3511	

Analysis Batch: 662758

Lab Sample ID	Client Sample ID	Prep Type	Matrix	Method	Prep Batch
410-227761-2	MW-5	Total/NA	Water	8015D	662357
MB 410-662357/1-A	Method Blank	Total/NA	Water	8015D	662357
LCS 410-662357/2-A	Lab Control Sample	Total/NA	Water	8015D	662357
LCSD 410-662357/3-A	Lab Control Sample Dup	Total/NA	Water	8015D	662357

Prep Batch: 663759

Lab Sample ID	Client Sample ID	Prep Type	Matrix	Method	Prep Batch
410-227761-1	MW-18B	Total/NA	Water	3511	
MB 410-663759/1-A	Method Blank	Total/NA	Water	3511	
LCS 410-663759/2-A	Lab Control Sample	Total/NA	Water	3511	
LCSD 410-663759/3-A	Lab Control Sample Dup	Total/NA	Water	3511	

Analysis Batch: 664113

Lab Sample ID	Client Sample ID	Prep Type	Matrix	Method	Prep Batch
410-227761-1	MW-18B	Total/NA	Water	8015D	663759
MB 410-663759/1-A	Method Blank	Total/NA	Water	8015D	663759
LCS 410-663759/2-A	Lab Control Sample	Total/NA	Water	8015D	663759
LCSD 410-663759/3-A	Lab Control Sample Dup	Total/NA	Water	8015D	663759

Lab Chronicle

Client: Groundwater & Environmental Services Inc
Job ID: 410-227761-1
Project/Site: High's Store No 141

Client Sample ID: MW-18B
Lab Sample ID: 410-227761-1

Date Collected: 06/13/25 10:05
Matrix: Water
Date Received: 06/16/25 18:10

Prep Type	Batch Type	Batch Method	Run	Dilution Factor	Batch Number	Analyst	Lab	Prepared or Analyzed
Total/NA	Analysis	8260C LL		1	663344	N7YK	ELLE	06/26/25 19:50
Total/NA	Analysis	8015D		1	661254	P5AM	ELLE	06/23/25 17:40
Total/NA	Prep	3511			663759	UMAD	ELLE	06/27/25 06:18
Total/NA	Analysis	8015D		1	664113	UHEW	ELLE	06/27/25 22:14

Client Sample ID: MW-5
Lab Sample ID: 410-227761-2

Date Collected: 06/13/25 11:00
Matrix: Water
Date Received: 06/16/25 18:10

Prep Type	Batch Type	Batch Method	Run	Dilution Factor	Batch Number	Analyst	Lab	Prepared or Analyzed
Total/NA	Analysis	8260C LL		10	663344	N7YK	ELLE	06/26/25 20:34
Total/NA	Analysis	8260C LL	DL	100	663856	N7YK	ELLE	06/27/25 15:23
Total/NA	Analysis	8015D		10	661254	P5AM	ELLE	06/23/25 19:22
Total/NA	Prep	3511			662357	USL7	ELLE	06/25/25 02:41
Total/NA	Analysis	8015D		1	662758	UHEW	ELLE	06/26/25 00:11

Laboratory References:

ELLE = Eurofins Lancaster Laboratories Environment Testing, LLC, 2425 New Holland Pike, Lancaster, PA 17601, TEL (717)656-2300

Accreditation/Certification Summary

Client: Groundwater & Environmental Services Inc
Job ID: 410-227761-1
Project/Site: High's Store No 141

Laboratory: Eurofins Lancaster Laboratories Environment Testing, LLC

Unless otherwise noted, all analytes for this laboratory were covered under each accreditation/certification below.

Authority	Program	Identification Number	Expiration Date
Maryland	State	100	06-30-25

The following analytes are included in this report, but the laboratory is not certified by the governing authority. This list may include analytes for which the agency does not offer certification.

Analysis Method	Prep Method	Matrix	Analyte
8015D		Water	GRO (1C)
8015D	3511	Water	DRO (C10-C28)
8260C LL		Water	1,1,1,2-Tetrachloroethane
8260C LL		Water	1,1,1-Trichloroethane
8260C LL		Water	1,1,2,2-Tetrachloroethane
8260C LL		Water	1,1,2-Trichloroethane
8260C LL		Water	1,1-Dichloroethane
8260C LL		Water	1,1-Dichloroethene
8260C LL		Water	1,1-Dichloropropene
8260C LL		Water	1,2,3-Trichlorobenzene
8260C LL		Water	1,2,3-Trichloropropane
8260C LL		Water	1,2,4-Trichlorobenzene
8260C LL		Water	1,2,4-Trimethylbenzene
8260C LL		Water	1,2-Dibromo-3-Chloropropane
8260C LL		Water	1,2-Dibromoethane
8260C LL		Water	1,2-Dichlorobenzene
8260C LL		Water	1,2-Dichloroethane
8260C LL		Water	1,2-Dichloropropane
8260C LL		Water	1,3,5-Trimethylbenzene
8260C LL		Water	1,3-Dichlorobenzene
8260C LL		Water	1,3-Dichloropropane
8260C LL		Water	1,4-Dichlorobenzene
8260C LL		Water	2,2-Dichloropropane
8260C LL		Water	2-Chlorotoluene
8260C LL		Water	4-Chlorotoluene
8260C LL		Water	Acrylonitrile
8260C LL		Water	Benzene
8260C LL		Water	Bromobenzene
8260C LL		Water	Bromochloromethane
8260C LL		Water	Bromodichloromethane
8260C LL		Water	Bromoform
8260C LL		Water	Bromomethane
8260C LL		Water	Carbon disulfide
8260C LL		Water	Chlorobenzene
8260C LL		Water	Chloroethane
8260C LL		Water	Chloroform
8260C LL		Water	Chloromethane
8260C LL		Water	cis-1,2-Dichloroethene
8260C LL		Water	cis-1,3-Dichloropropene
8260C LL		Water	Dibromochloromethane
8260C LL		Water	Dibromomethane
8260C LL		Water	Dichlorodifluoromethane
8260C LL		Water	di-Isopropyl ether
8260C LL		Water	Ethyl t-butyl ether
8260C LL		Water	Ethylbenzene

Client: Groundwater & Environmental Services Inc
Job ID: 410-227761-1
Project/Site: High's Store No 141

Laboratory: Eurofins Lancaster Laboratories Environment Testing, LLC (Continued)

Unless otherwise noted, all analytes for this laboratory were covered under each accreditation/certification below.

Authority	Program	Identification Number	Expiration Date

The following analytes are included in this report, but the laboratory is not certified by the governing authority. This list may include analytes for which the agency does not offer certification.

Analysis Method	Prep Method	Matrix	Analyte
8260C LL		Water	Hexachlorobutadiene
8260C LL		Water	Isopropylbenzene
8260C LL		Water	Methyl tertiary butyl ether
8260C LL		Water	Methylene Chloride
8260C LL		Water	Naphthalene
8260C LL		Water	n-Butylbenzene
8260C LL		Water	N-Propylbenzene
8260C LL		Water	p-Isopropyltoluene
8260C LL		Water	sec-Butylbenzene
8260C LL		Water	Styrene
8260C LL		Water	t-Amyl methyl ether
8260C LL		Water	t-Butyl alcohol
8260C LL		Water	tert-Butylbenzene
8260C LL		Water	Tetrachloroethene
8260C LL		Water	Toluene
8260C LL		Water	trans-1,2-Dichloroethene
8260C LL		Water	trans-1,3-Dichloropropene
8260C LL		Water	trans-1,4-Dichloro-2-butene
8260C LL		Water	Trichloroethene
8260C LL		Water	Trichlorofluoromethane
8260C LL		Water	Vinyl chloride
8260C LL		Water	Xylenes, Total

Method Summary

Client: Groundwater & Environmental Services Inc
Project/Site: High's Store No 141

Job ID: 410-227761-1

Method	Method Description	Protocol	Laboratory
8260C LL	Volatile Organic Compounds by GC/MS	SW846	ELLE
8015D	Gasoline Range Organics (GRO) (GC)	SW846	ELLE
8015D	Diesel Range Organics (DRO) (GC)	SW846	ELLE
3511	Microextraction of Organic Compounds	SW846	ELLE
5030B	Purge and Trap	SW846	ELLE
5030C	Purge and Trap	SW846	ELLE

Protocol References:

SW846 = "Test Methods For Evaluating Solid Waste, Physical/Chemical Methods", Third Edition, November 1986 And Its Updates.

Laboratory References:

ELLE = Eurofins Lancaster Laboratories Environment Testing, LLC, 2425 New Holland Pike, Lancaster, PA 17601, TEL (717)656-2300

Sample Summary

Client: Groundwater & Environmental Services Inc
Job ID: 410-227761-1
Project/Site: High's Store No 141

Lab Sample ID	Client Sample ID	Matrix	Collected	Received
410-227761-1	MW-18B	Water	06/13/25 10:05	06/16/25 18:10
410-227761-2	MW-5	Water	06/13/25 11:00	06/16/25 18:10

Environmental Analysis Request

eurofins | Lancaster Laboratories Environmental

Acct. # _____ Group # _____ Sample # _____

410-227761 Chain of Custody

| | | |

Login Sample Receipt Checklist

Client: Groundwater & Environmental Services Inc

Job Number: 410-227761-1

Login Number: 227761

List Source: Eurofins Lancaster Laboratories Environment Testing, LLC

List Number: 1

Creator: Reynolds, Benjamin

Question	Answer	Comment
The cooler's custody seal is intact.	N/A	
The cooler or samples do not appear to have been compromised or tampered with.	True	
Samples were received on ice.	True	
Cooler Temperature acceptable,where thermal pres is required(</=6C, not frozen).	True	
Cooler Temperature is recorded.	True	
WV:Container Temp acceptable,where thermal pres is required (</=6C, not frozen).	N/A	
WV: Container Temperature is recorded.	N/A	
COC is present.	True	
COC is filled out in ink and legible.	True	
COC is filled out with all pertinent information.	True	
There are no discrepancies between the containers received and the COC.	True	
Sample containers have legible labels.	True	
Containers are not broken or leaking.	True	
Sample collection date/times are provided.	True	
Appropriate sample containers are used.	True	
Sample bottles are completely filled.	True	
There is sufficient vol. for all requested analyses.	True	
Is the Field Sampler's name present on COC?	True	
Sample custody seals are intact.	N/A	Not present.
VOA sample vials do not have headspace >6mm in diameter (none, if from WV)?	True	

eurofins | Environment Testing

ANALYTICAL REPORT

PREPARED FOR

Attn: Peter Reichardt
Groundwater & Environmental Services Inc
1350 Blair Drive
Suite H-2
Odenton, Maryland 21113

Generated 6/26/2025 3:49:03 PM

JOB DESCRIPTION

High's Store No 141

JOB NUMBER

410-227760-1

Eurofins Lancaster Laboratories Environment Testing, LLC
2425 New Holland Pike
Lancaster PA 17601

See page two for job notes and contact information.

my EOL

Job Notes

This report may not be reproduced except in full, and with written approval from the laboratory. The results relate only to the samples tested. For questions please contact the Project Manager at the e-mail address or telephone number listed on this page.

Analytical test results meet all requirements of the associated regulatory program (i.e., NELAC (TNI), DoD, and ISO 17025) unless otherwise noted under the individual analysis.

Authorization



Generated
6/26/2025 3:49:03 PM

Authorized for release by
Amek Carter, Project Manager
Loran.Carter@et.eurofinsus.com
(717)556-7252

Compliance Statement

Analytical test results meet all requirements of the associated regulatory program (e.g., NELAC (TNI), DoD, and ISO 17025) unless otherwise noted under the individual analysis. Data qualifiers are applied to note exceptions. Noncompliant quality control (QC) is further explained in narrative comments.
· QC results that exceed the upper limits and are associated with non-detect samples are qualified but further narration is not required since the bias is high and does not change a non-detect result. Further narration is also not required with QC blank detection when the associated sample concentration is non-detect or more than ten times the level in the blank.
· Matrix QC may not be reported if insufficient sample or site-specific QC samples were not submitted. In these situations, to demonstrate precision and accuracy at a batch level, a LCS/LCSD is performed, unless otherwise specified in the method.
· Surrogate and/or isotope dilution analyte recoveries (if applicable) which are outside of the QC window are confirmed unless attributed to a dilution or otherwise noted in the narrative.
Regulated compliance samples (e.g. SDWA, NPDES) must comply with the associated agency requirements/permits.

Measurement uncertainty values, as applicable, are available upon request.

Test results relate only to the sample tested. Clients should be aware that a critical step in a chemical or microbiological analysis is the collection of the sample. Unless the sample analyzed is truly representative of the bulk of material involved, the test results will be meaningless. If you have questions regarding the proper techniques of collecting samples, please contact us. We cannot be held responsible for sample integrity, however, unless sampling has been performed by a member of our staff. Times are local to the area of activity. Parameters listed in the 40 CFR Part 136 Table II as "analyze immediately" and tested in the laboratory are not performed within 15 minutes of collection.

This report shall not be reproduced except in full, without the written approval of the laboratory.

WARRANTY AND LIMITS OF LIABILITY - In accepting analytical work, we warrant the accuracy of test results for the sample as submitted. The foregoing express warranty is exclusive and is given in lieu of all other warranties, expressed or implied, except as otherwise agreed. We disclaim any other warranties, expressed or implied, including a warranty of fitness for particular purpose and warranty of merchantability. In no event shall Eurofins Lancaster Laboratories Environmental, LLC be liable for indirect, special, consequential, or incidental damages including, but not limited to, damages for loss of profit or goodwill regardless of (A) the negligence (either sole or concurrent) of Eurofins Lancaster Laboratories Environmental and (B) whether Eurofins Lancaster Laboratories Environmental has been informed of the possibility of such damages. We accept no legal responsibility for the purposes for which the client uses the test results. Except as otherwise agreed, no purchase order or other order for work shall be accepted by Eurofins Lancaster Laboratories Environmental which includes any conditions that vary from the Standard Terms and Conditions, and Eurofins Lancaster Laboratories Environmental hereby objects to any conflicting terms contained in any acceptance or order submitted by client.



Table of Contents

Cover Page 1
Table of Contents 4
Definitions/Glossary 5
Case Narrative 6
Detection Summary 7
Client Sample Results 8
Surrogate Summary 12
QC Sample Results 13
QC Association Summary 15
Lab Chronicle 16
Certification Summary 17
Method Summary 18
Sample Summary 19
Chain of Custody 20
Receipt Checklists 21

Definitions/Glossary

Client: Groundwater & Environmental Services Inc
Job ID: 410-227760-1
Project/Site: High's Store No 141

Qualifiers

GC/MS VOA

Qualifier	Qualifier Description
cn	Refer to Case Narrative for further detail

Glossary

Abbreviation	These commonly used abbreviations may or may not be present in this report.
☼	Listed under the "D" column to designate that the result is reported on a dry weight basis
%R	Percent Recovery
CFL	Contains Free Liquid
CFU	Colony Forming Unit
CNF	Contains No Free Liquid
DER	Duplicate Error Ratio (normalized absolute difference)
Dil Fac	Dilution Factor
DL	Detection Limit (DoD/DOE)
DL, RA, RE, IN	Indicates a Dilution, Re-analysis, Re-extraction, or additional Initial metals/anion analysis of the sample
DLC	Decision Level Concentration (Radiochemistry)
EDL	Estimated Detection Limit (Dioxin)
LOD	Limit of Detection (DoD/DOE)
LOQ	Limit of Quantitation (DoD/DOE)
MCL	EPA recommended "Maximum Contaminant Level"
MDA	Minimum Detectable Activity (Radiochemistry)
MDC	Minimum Detectable Concentration (Radiochemistry)
MDL	Method Detection Limit
ML	Minimum Level (Dioxin)
MPN	Most Probable Number
MQL	Method Quantitation Limit
NC	Not Calculated
ND	Not Detected at the reporting limit (or MDL or EDL if shown)
NEG	Negative / Absent
POS	Positive / Present
PQL	Practical Quantitation Limit
PRES	Presumptive
QC	Quality Control
RER	Relative Error Ratio (Radiochemistry)
RL	Reporting Limit or Requested Limit (Radiochemistry)
RPD	Relative Percent Difference, a measure of the relative difference between two points
TEF	Toxicity Equivalent Factor (Dioxin)
TEQ	Toxicity Equivalent Quotient (Dioxin)
TNTC	Too Numerous To Count

Job Narrative
410-227760-1

Analytical test results meet all requirements of the associated regulatory program listed on the Accreditation/Certification Summary Page unless otherwise noted under the individual analysis. Data qualifiers and/or narrative comments are included to explain any exceptions, if applicable.

- Matrix QC may not be reported if insufficient sample is provided or site-specific QC samples were not submitted. In these situations, to demonstrate precision and accuracy at a batch level, a LCS/LCSD may be performed, unless otherwise specified in the method.
- Surrogate and/or isotope dilution analyte recoveries (if applicable) which are outside of the QC window are confirmed unless attributed to a dilution or otherwise noted in the narrative.

Regulated compliance samples (e.g. SDWA, NPDES) must comply with the associated agency requirements/permits.

Receipt
The samples were received on 6/16/2025 6:10 PM. Unless otherwise noted below, the samples arrived in good condition, and, where required, properly preserved and on ice. The temperature of the cooler at receipt time was 3.0°C.

Receipt Exceptions
A trip blank was not submitted for analysis with this sample shipment; and was not listed on the Chain of Custody (COC).

GC/MS VOA
Method 524.2_Preserved: Volatile compounds have been detected above the RL for the following sample: 1608 RAY-INF (410-227760-4). Since a field reagent blank/trip blank was not submitted, any potential contamination from the sampling/transport process cannot be assessed.

No additional analytical or quality issues were noted, other than those described above or in the Definitions/ Glossary page.

Detection Summary

Client: Groundwater & Environmental Services Inc
Job ID: 410-227760-1
Project/Site: High's Store No 141

Client Sample ID: PW01-INF — Lab Sample ID: 410-227760-1

No Detections.

Client Sample ID: PW02-INF — Lab Sample ID: 410-227760-2

No Detections.

Client Sample ID: PW03-INF — Lab Sample ID: 410-227760-3

No Detections.

Client Sample ID: 1608 RAY-INF — Lab Sample ID: 410-227760-4

Analyte	Result	Qualifier	RL	MDL	Unit	Dil Fac	D	Method	Prep Type
Methyl tertiary butyl ether	1.0	cn	0.50	0.10	ug/L	1		524.2	Total/NA

This Detection Summary does not include radiochemical test results.

Client: Groundwater & Environmental Services Inc
Job ID: 410-227760-1
Project/Site: High's Store No 141

Client Sample ID: PW01-INF
Lab Sample ID: 410-227760-1
Date Collected: 06/13/25 11:40
Matrix: Water
Date Received: 06/16/25 18:10

Method: EPA-DW 524.2 - Volatile Organic Compounds (GC/MS)

Analyte	Result	Qualifier	RL	MDL	Unit	D	Prepared	Analyzed	Dil Fac
t-Amyl methyl ether	ND		0.50	0.10	ug/L			06/23/25 21:29	1
Benzene	ND		0.50	0.10	ug/L			06/23/25 21:29	1
t-Butyl alcohol	ND		25	2.5	ug/L			06/23/25 21:29	1
Carbon tetrachloride	ND		0.50	0.10	ug/L			06/23/25 21:29	1
Chlorobenzene	ND		0.50	0.10	ug/L			06/23/25 21:29	1
1,2-Dichlorobenzene	ND		0.50	0.20	ug/L			06/23/25 21:29	1
1,3-Dichlorobenzene	ND		0.50	0.10	ug/L			06/23/25 21:29	1
1,2-Dichloroethane	ND		0.50	0.10	ug/L			06/23/25 21:29	1
1,1-Dichloroethene	ND		0.50	0.10	ug/L			06/23/25 21:29	1
cis-1,2-Dichloroethene	ND		0.50	0.10	ug/L			06/23/25 21:29	1
trans-1,2-Dichloroethene	ND		0.50	0.10	ug/L			06/23/25 21:29	1
1,2-Dichloropropane	ND		0.50	0.10	ug/L			06/23/25 21:29	1
Ethyl t-butyl ether	ND		0.50	0.10	ug/L			06/23/25 21:29	1
Ethylbenzene	ND		0.50	0.10	ug/L			06/23/25 21:29	1
di-Isopropyl ether	ND		0.50	0.10	ug/L			06/23/25 21:29	1
Methyl tertiary butyl ether	ND		0.50	0.10	ug/L			06/23/25 21:29	1
Methylene Chloride	ND		0.50	0.20	ug/L			06/23/25 21:29	1
Naphthalene	ND		0.50	0.20	ug/L			06/23/25 21:29	1
Styrene	ND		0.50	0.10	ug/L			06/23/25 21:29	1
Tetrachloroethene	ND		0.50	0.10	ug/L			06/23/25 21:29	1
Toluene	ND		0.50	0.10	ug/L			06/23/25 21:29	1
1,2,4-Trichlorobenzene	ND		0.50	0.20	ug/L			06/23/25 21:29	1
1,1,1-Trichloroethane	ND		0.50	0.10	ug/L			06/23/25 21:29	1
1,1,2-Trichloroethane	ND		0.50	0.10	ug/L			06/23/25 21:29	1
Trichloroethene	ND		0.50	0.10	ug/L			06/23/25 21:29	1
Vinyl chloride	ND		0.50	0.10	ug/L			06/23/25 21:29	1
Xylenes, Total	ND		0.50	0.10	ug/L			06/23/25 21:29	1

Surrogate	*%Recovery*	*Qualifier*	*Limits*	*Prepared*	*Analyzed*	*Dil Fac*
4-Bromofluorobenzene (Surr)	*89*		*80 - 120*		*06/23/25 21:29*	*1*
1,2-Dichlorobenzene-d4 (Surr)	*103*		*80 - 120*		*06/23/25 21:29*	*1*

Client: Groundwater & Environmental Services Inc
Job ID: 410-227760-1
Project/Site: High's Store No 141

Client Sample ID: PW02-INF
Lab Sample ID: 410-227760-2
Date Collected: 06/13/25 11:45
Matrix: Water
Date Received: 06/16/25 18:10

Method: EPA-DW 524.2 - Volatile Organic Compounds (GC/MS)

Analyte	Result	Qualifier	RL	MDL	Unit	D	Prepared	Analyzed	Dil Fac
t-Amyl methyl ether	ND		0.50	0.10	ug/L			06/23/25 21:52	1
Benzene	ND		0.50	0.10	ug/L			06/23/25 21:52	1
t-Butyl alcohol	ND		25	2.5	ug/L			06/23/25 21:52	1
Carbon tetrachloride	ND		0.50	0.10	ug/L			06/23/25 21:52	1
Chlorobenzene	ND		0.50	0.10	ug/L			06/23/25 21:52	1
1,2-Dichlorobenzene	ND		0.50	0.20	ug/L			06/23/25 21:52	1
1,3-Dichlorobenzene	ND		0.50	0.10	ug/L			06/23/25 21:52	1
1,2-Dichloroethane	ND		0.50	0.10	ug/L			06/23/25 21:52	1
1,1-Dichloroethene	ND		0.50	0.10	ug/L			06/23/25 21:52	1
cis-1,2-Dichloroethene	ND		0.50	0.10	ug/L			06/23/25 21:52	1
trans-1,2-Dichloroethene	ND		0.50	0.10	ug/L			06/23/25 21:52	1
1,2-Dichloropropane	ND		0.50	0.10	ug/L			06/23/25 21:52	1
Ethyl t-butyl ether	ND		0.50	0.10	ug/L			06/23/25 21:52	1
Ethylbenzene	ND		0.50	0.10	ug/L			06/23/25 21:52	1
di-Isopropyl ether	ND		0.50	0.10	ug/L			06/23/25 21:52	1
Methyl tertiary butyl ether	ND		0.50	0.10	ug/L			06/23/25 21:52	1
Methylene Chloride	ND		0.50	0.20	ug/L			06/23/25 21:52	1
Naphthalene	ND		0.50	0.20	ug/L			06/23/25 21:52	1
Styrene	ND		0.50	0.10	ug/L			06/23/25 21:52	1
Tetrachloroethene	ND		0.50	0.10	ug/L			06/23/25 21:52	1
Toluene	ND		0.50	0.10	ug/L			06/23/25 21:52	1
1,2,4-Trichlorobenzene	ND		0.50	0.20	ug/L			06/23/25 21:52	1
1,1,1-Trichloroethane	ND		0.50	0.10	ug/L			06/23/25 21:52	1
1,1,2-Trichloroethane	ND		0.50	0.10	ug/L			06/23/25 21:52	1
Trichloroethene	ND		0.50	0.10	ug/L			06/23/25 21:52	1
Vinyl chloride	ND		0.50	0.10	ug/L			06/23/25 21:52	1
Xylenes, Total	ND		0.50	0.10	ug/L			06/23/25 21:52	1

Surrogate	*%Recovery*	*Qualifier*	*Limits*	*Prepared*	*Analyzed*	*Dil Fac*
4-Bromofluorobenzene (Surr)	*88*		*80 - 120*		*06/23/25 21:52*	*1*
1,2-Dichlorobenzene-d4 (Surr)	*102*		*80 - 120*		*06/23/25 21:52*	*1*

Client: Groundwater & Environmental Services Inc
Job ID: 410-227760-1
Project/Site: High's Store No 141

Client Sample ID: PW03-INF
Lab Sample ID: 410-227760-3
Date Collected: 06/13/25 12:00
Matrix: Water
Date Received: 06/16/25 18:10

Method: EPA-DW 524.2 - Volatile Organic Compounds (GC/MS)

Analyte	Result	Qualifier	RL	MDL	Unit	D	Prepared	Analyzed	Dil Fac
t-Amyl methyl ether	ND		0.50	0.10	ug/L			06/23/25 22:14	1
Benzene	ND		0.50	0.10	ug/L			06/23/25 22:14	1
t-Butyl alcohol	ND		25	2.5	ug/L			06/23/25 22:14	1
Carbon tetrachloride	ND		0.50	0.10	ug/L			06/23/25 22:14	1
Chlorobenzene	ND		0.50	0.10	ug/L			06/23/25 22:14	1
1,2-Dichlorobenzene	ND		0.50	0.20	ug/L			06/23/25 22:14	1
1,3-Dichlorobenzene	ND		0.50	0.10	ug/L			06/23/25 22:14	1
1,2-Dichloroethane	ND		0.50	0.10	ug/L			06/23/25 22:14	1
1,1-Dichloroethene	ND		0.50	0.10	ug/L			06/23/25 22:14	1
cis-1,2-Dichloroethene	ND		0.50	0.10	ug/L			06/23/25 22:14	1
trans-1,2-Dichloroethene	ND		0.50	0.10	ug/L			06/23/25 22:14	1
1,2-Dichloropropane	ND		0.50	0.10	ug/L			06/23/25 22:14	1
Ethyl t-butyl ether	ND		0.50	0.10	ug/L			06/23/25 22:14	1
Ethylbenzene	ND		0.50	0.10	ug/L			06/23/25 22:14	1
di-Isopropyl ether	ND		0.50	0.10	ug/L			06/23/25 22:14	1
Methyl tertiary butyl ether	ND		0.50	0.10	ug/L			06/23/25 22:14	1
Methylene Chloride	ND		0.50	0.20	ug/L			06/23/25 22:14	1
Naphthalene	ND		0.50	0.20	ug/L			06/23/25 22:14	1
Styrene	ND		0.50	0.10	ug/L			06/23/25 22:14	1
Tetrachloroethene	ND		0.50	0.10	ug/L			06/23/25 22:14	1
Toluene	ND		0.50	0.10	ug/L			06/23/25 22:14	1
1,2,4-Trichlorobenzene	ND		0.50	0.20	ug/L			06/23/25 22:14	1
1,1,1-Trichloroethane	ND		0.50	0.10	ug/L			06/23/25 22:14	1
1,1,2-Trichloroethane	ND		0.50	0.10	ug/L			06/23/25 22:14	1
Trichloroethene	ND		0.50	0.10	ug/L			06/23/25 22:14	1
Vinyl chloride	ND		0.50	0.10	ug/L			06/23/25 22:14	1
Xylenes, Total	ND		0.50	0.10	ug/L			06/23/25 22:14	1

Surrogate	*%Recovery*	*Qualifier*	*Limits*	*Prepared*	*Analyzed*	*Dil Fac*
4-Bromofluorobenzene (Surr)	*87*		*80 - 120*		*06/23/25 22:14*	*1*
1,2-Dichlorobenzene-d4 (Surr)	*99*		*80 - 120*		*06/23/25 22:14*	*1*

Client: Groundwater & Environmental Services Inc
Job ID: 410-227760-1
Project/Site: High's Store No 141

Client Sample ID: 1608 RAY-INF
Lab Sample ID: 410-227760-4
Date Collected: 06/13/25 12:20
Matrix: Water
Date Received: 06/16/25 18:10

Method: EPA-DW 524.2 - Volatile Organic Compounds (GC/MS)

Analyte	Result	Qualifier	RL	MDL	Unit	D	Prepared	Analyzed	Dil Fac
t-Amyl methyl ether	ND	cn	0.50	0.10	ug/L			06/23/25 22:37	1
Benzene	ND	cn	0.50	0.10	ug/L			06/23/25 22:37	1
t-Butyl alcohol	ND	cn	25	2.5	ug/L			06/23/25 22:37	1
Carbon tetrachloride	ND	cn	0.50	0.10	ug/L			06/23/25 22:37	1
Chlorobenzene	ND	cn	0.50	0.10	ug/L			06/23/25 22:37	1
1,2-Dichlorobenzene	ND	cn	0.50	0.20	ug/L			06/23/25 22:37	1
1,3-Dichlorobenzene	ND	cn	0.50	0.10	ug/L			06/23/25 22:37	1
1,2-Dichloroethane	ND	cn	0.50	0.10	ug/L			06/23/25 22:37	1
1,1-Dichloroethene	ND	cn	0.50	0.10	ug/L			06/23/25 22:37	1
cis-1,2-Dichloroethene	ND	cn	0.50	0.10	ug/L			06/23/25 22:37	1
trans-1,2-Dichloroethene	ND	cn	0.50	0.10	ug/L			06/23/25 22:37	1
1,2-Dichloropropane	ND	cn	0.50	0.10	ug/L			06/23/25 22:37	1
Ethyl t-butyl ether	ND	cn	0.50	0.10	ug/L			06/23/25 22:37	1
Ethylbenzene	ND	cn	0.50	0.10	ug/L			06/23/25 22:37	1
di-Isopropyl ether	ND	cn	0.50	0.10	ug/L			06/23/25 22:37	1
Methyl tertiary butyl ether	**1.0**	**cn**	0.50	0.10	ug/L			06/23/25 22:37	1
Methylene Chloride	ND	cn	0.50	0.20	ug/L			06/23/25 22:37	1
Naphthalene	ND	cn	0.50	0.20	ug/L			06/23/25 22:37	1
Styrene	ND	cn	0.50	0.10	ug/L			06/23/25 22:37	1
Tetrachloroethene	ND	cn	0.50	0.10	ug/L			06/23/25 22:37	1
Toluene	ND	cn	0.50	0.10	ug/L			06/23/25 22:37	1
1,2,4-Trichlorobenzene	ND	cn	0.50	0.20	ug/L			06/23/25 22:37	1
1,1,1-Trichloroethane	ND	cn	0.50	0.10	ug/L			06/23/25 22:37	1
1,1,2-Trichloroethane	ND	cn	0.50	0.10	ug/L			06/23/25 22:37	1
Trichloroethene	ND	cn	0.50	0.10	ug/L			06/23/25 22:37	1
Vinyl chloride	ND	cn	0.50	0.10	ug/L			06/23/25 22:37	1
Xylenes, Total	ND	cn	0.50	0.10	ug/L			06/23/25 22:37	1

Surrogate	*%Recovery*	*Qualifier*	*Limits*	*Prepared*	*Analyzed*	*Dil Fac*
4-Bromofluorobenzene (Surr)	*85*	*cn*	*80 - 120*		*06/23/25 22:37*	*1*
1,2-Dichlorobenzene-d4 (Surr)	*100*	*cn*	*80 - 120*		*06/23/25 22:37*	*1*

Surrogate Summary

Client: Groundwater & Environmental Services Inc
Project/Site: High's Store No 141

Job ID: 410-227760-1

Method: 524.2 - Volatile Organic Compounds (GC/MS)

Matrix: Water

Prep Type: Total/NA

		Percent Surrogate Recovery (Acceptance Limits)											
		BFB	DCZ										
Lab Sample ID	Client Sample ID	(80-120)	(80-120)										
410-227760-1	PW01-INF	89	103										
410-227760-2	PW02-INF	88	102										
410-227760-3	PW03-INF	87	99										
410-227760-4	1608 RAY-INF	85 cn	100 cn										
LCS 410-661456/4	Lab Control Sample	104	105										
MB 410-661456/6	Method Blank	89	101										

Surrogate Legend

BFB = 4-Bromofluorobenzene (Surr)

DCZ = 1,2-Dichlorobenzene-d4 (Surr)

Method: 524.2 - Volatile Organic Compounds (GC/MS)

Lab Sample ID: MB 410-661456/6
Matrix: Water
Analysis Batch: 661456

Client Sample ID: Method Blank
Prep Type: Total/NA

Analyte	MB Result	MB Qualifier	RL	MDL	Unit	D	Prepared	Analyzed	Dil Fac
t-Amyl methyl ether	ND		0.50	0.10	ug/L			06/23/25 14:38	1
Benzene	ND		0.50	0.10	ug/L			06/23/25 14:38	1
t-Butyl alcohol	ND		25	2.5	ug/L			06/23/25 14:38	1
Carbon tetrachloride	ND		0.50	0.10	ug/L			06/23/25 14:38	1
Chlorobenzene	ND		0.50	0.10	ug/L			06/23/25 14:38	1
1,2-Dichlorobenzene	ND		0.50	0.20	ug/L			06/23/25 14:38	1
1,3-Dichlorobenzene	ND		0.50	0.10	ug/L			06/23/25 14:38	1
1,2-Dichloroethane	ND		0.50	0.10	ug/L			06/23/25 14:38	1
1,1-Dichloroethene	ND		0.50	0.10	ug/L			06/23/25 14:38	1
cis-1,2-Dichloroethene	ND		0.50	0.10	ug/L			06/23/25 14:38	1
trans-1,2-Dichloroethene	ND		0.50	0.10	ug/L			06/23/25 14:38	1
1,2-Dichloropropane	ND		0.50	0.10	ug/L			06/23/25 14:38	1
Ethyl t-butyl ether	ND		0.50	0.10	ug/L			06/23/25 14:38	1
Ethylbenzene	ND		0.50	0.10	ug/L			06/23/25 14:38	1
di-Isopropyl ether	ND		0.50	0.10	ug/L			06/23/25 14:38	1
Methyl tertiary butyl ether	ND		0.50	0.10	ug/L			06/23/25 14:38	1
Methylene Chloride	ND		0.50	0.20	ug/L			06/23/25 14:38	1
Naphthalene	ND		0.50	0.20	ug/L			06/23/25 14:38	1
Styrene	ND		0.50	0.10	ug/L			06/23/25 14:38	1
Tetrachloroethene	ND		0.50	0.10	ug/L			06/23/25 14:38	1
Toluene	ND		0.50	0.10	ug/L			06/23/25 14:38	1
1,2,4-Trichlorobenzene	ND		0.50	0.20	ug/L			06/23/25 14:38	1
1,1,1-Trichloroethane	ND		0.50	0.10	ug/L			06/23/25 14:38	1
1,1,2-Trichloroethane	ND		0.50	0.10	ug/L			06/23/25 14:38	1
Trichloroethene	ND		0.50	0.10	ug/L			06/23/25 14:38	1
Vinyl chloride	ND		0.50	0.10	ug/L			06/23/25 14:38	1
Xylenes, Total	ND		0.50	0.10	ug/L			06/23/25 14:38	1

Surrogate	*MB %Recovery*	*MB Qualifier*	*Limits*	*Prepared*	*Analyzed*	*Dil Fac*
4-Bromofluorobenzene (Surr)	*89*		*80 - 120*		*06/23/25 14:38*	*1*
1,2-Dichlorobenzene-d4 (Surr)	*101*		*80 - 120*		*06/23/25 14:38*	*1*

Lab Sample ID: LCS 410-661456/4
Matrix: Water
Analysis Batch: 661456

Client Sample ID: Lab Control Sample
Prep Type: Total/NA

Analyte	Spike Added	LCS Result	LCS Qualifier	Unit	D	%Rec	%Rec Limits
t-Amyl methyl ether	5.00	4.01		ug/L		80	70 - 130
Benzene	5.00	4.84		ug/L		97	70 - 130
t-Butyl alcohol	50.0	44.4		ug/L		89	70 - 130
Carbon tetrachloride	5.00	5.25		ug/L		105	70 - 130
Chlorobenzene	5.00	4.83		ug/L		97	70 - 130
1,2-Dichlorobenzene	5.00	4.93		ug/L		99	70 - 130
1,3-Dichlorobenzene	5.00	4.95		ug/L		99	70 - 130
1,2-Dichloroethane	5.00	5.23		ug/L		105	70 - 130
1,1-Dichloroethene	5.00	5.56		ug/L		111	70 - 130
cis-1,2-Dichloroethene	5.00	4.85		ug/L		97	70 - 130
trans-1,2-Dichloroethene	5.00	5.32		ug/L		106	70 - 130

Method: 524.2 - Volatile Organic Compounds (GC/MS) (Continued)

Lab Sample ID: LCS 410-661456/4
Matrix: Water
Analysis Batch: 661456

Client Sample ID: Lab Control Sample
Prep Type: Total/NA

Analyte	Spike Added	LCS Result	LCS Qualifier	Unit	D	%Rec	%Rec Limits
1,2-Dichloropropane	5.00	5.05		ug/L		101	70 - 130
Ethyl t-butyl ether	5.00	4.26		ug/L		85	70 - 130
Ethylbenzene	5.00	4.74		ug/L		95	70 - 130
di-Isopropyl ether	5.00	4.87		ug/L		97	70 - 130
Methyl tertiary butyl ether	5.00	4.80		ug/L		96	70 - 130
Methylene Chloride	5.00	5.46		ug/L		109	70 - 130
Naphthalene	5.00	4.27		ug/L		85	70 - 130
Styrene	5.00	4.88		ug/L		98	70 - 130
Tetrachloroethene	5.00	5.10		ug/L		102	70 - 130
Toluene	5.00	4.86		ug/L		97	70 - 130
1,2,4-Trichlorobenzene	5.00	4.64		ug/L		93	70 - 130
1,1,1-Trichloroethane	5.00	5.11		ug/L		102	70 - 130
1,1,2-Trichloroethane	5.00	4.95		ug/L		99	70 - 130
Trichloroethene	5.00	4.78		ug/L		96	70 - 130
Vinyl chloride	2.00	2.25		ug/L		112	70 - 130
Xylenes, Total	15.0	14.1		ug/L		94	70 - 130

Surrogate	*LCS %Recovery*	*LCS Qualifier*	*Limits*
4-Bromofluorobenzene (Surr)	*104*		*80 - 120*
1,2-Dichlorobenzene-d4 (Surr)	*105*		*80 - 120*

QC Association Summary

Client: Groundwater & Environmental Services Inc
Job ID: 410-227760-1
Project/Site: High's Store No 141

GC/MS VOA

Analysis Batch: 661456

Lab Sample ID	Client Sample ID	Prep Type	Matrix	Method	Prep Batch
410-227760-1	PW01-INF	Total/NA	Water	524.2	
410-227760-2	PW02-INF	Total/NA	Water	524.2	
410-227760-3	PW03-INF	Total/NA	Water	524.2	
410-227760-4	1608 RAY-INF	Total/NA	Water	524.2	
MB 410-661456/6	Method Blank	Total/NA	Water	524.2	
LCS 410-661456/4	Lab Control Sample	Total/NA	Water	524.2	

Lab Chronicle

Client: Groundwater & Environmental Services Inc
Job ID: 410-227760-1
Project/Site: High's Store No 141

Client Sample ID: PW01-INF
Lab Sample ID: 410-227760-1
Date Collected: 06/13/25 11:40
Matrix: Water
Date Received: 06/16/25 18:10

Prep Type	Batch Type	Batch Method	Run	Dilution Factor	Batch Number	Analyst	Lab	Prepared or Analyzed
Total/NA	Analysis	524.2		1	661456	UJML	ELLE	06/23/25 21:29

Client Sample ID: PW02-INF
Lab Sample ID: 410-227760-2
Date Collected: 06/13/25 11:45
Matrix: Water
Date Received: 06/16/25 18:10

Prep Type	Batch Type	Batch Method	Run	Dilution Factor	Batch Number	Analyst	Lab	Prepared or Analyzed
Total/NA	Analysis	524.2		1	661456	UJML	ELLE	06/23/25 21:52

Client Sample ID: PW03-INF
Lab Sample ID: 410-227760-3
Date Collected: 06/13/25 12:00
Matrix: Water
Date Received: 06/16/25 18:10

Prep Type	Batch Type	Batch Method	Run	Dilution Factor	Batch Number	Analyst	Lab	Prepared or Analyzed
Total/NA	Analysis	524.2		1	661456	UJML	ELLE	06/23/25 22:14

Client Sample ID: 1608 RAY-INF
Lab Sample ID: 410-227760-4
Date Collected: 06/13/25 12:20
Matrix: Water
Date Received: 06/16/25 18:10

Prep Type	Batch Type	Batch Method	Run	Dilution Factor	Batch Number	Analyst	Lab	Prepared or Analyzed
Total/NA	Analysis	524.2		1	661456	UJML	ELLE	06/23/25 22:37

Laboratory References:

ELLE = Eurofins Lancaster Laboratories Environment Testing, LLC, 2425 New Holland Pike, Lancaster, PA 17601, TEL (717)656-2300

Accreditation/Certification Summary

Client: Groundwater & Environmental Services Inc
Job ID: 410-227760-1
Project/Site: High's Store No 141

Laboratory: Eurofins Lancaster Laboratories Environment Testing, LLC

Unless otherwise noted, all analytes for this laboratory were covered under each accreditation/certification below.

Authority	Program	Identification Number	Expiration Date
Maryland	State	100	06-30-25

The following analytes are included in this report, but the laboratory is not certified by the governing authority. This list may include analytes for which the agency does not offer certification.

Analysis Method	Prep Method	Matrix	Analyte
524.2		Water	1,3-Dichlorobenzene
524.2		Water	di-Isopropyl ether
524.2		Water	Ethyl t-butyl ether
524.2		Water	Methyl tertiary butyl ether
524.2		Water	Naphthalene
524.2		Water	t-Amyl methyl ether
524.2		Water	t-Butyl alcohol

Method Summary

Client: Groundwater & Environmental Services Inc
Job ID: 410-227760-1
Project/Site: High's Store No 141

Method	Method Description	Protocol	Laboratory
524.2	Volatile Organic Compounds (GC/MS)	EPA-DW	ELLE

Protocol References:

EPA-DW = "Methods For The Determination Of Organic Compounds In Drinking Water", EPA/600/4-88/039, December 1988 And Its Supplements.

Laboratory References:

ELLE = Eurofins Lancaster Laboratories Environment Testing, LLC, 2425 New Holland Pike, Lancaster, PA 17601, TEL (717)656-2300

Sample Summary

Client: Groundwater & Environmental Services Inc
Job ID: 410-227760-1
Project/Site: High's Store No 141

Lab Sample ID	Client Sample ID	Matrix	Collected	Received
410-227760-1	PW01-INF	Water	06/13/25 11:40	06/16/25 18:10
410-227760-2	PW02-INF	Water	06/13/25 11:45	06/16/25 18:10
410-227760-3	PW03-INF	Water	06/13/25 12:00	06/16/25 18:10
410-227760-4	1608 RAY-INF	Water	06/13/25 12:20	06/16/25 18:10

Environmental Analysis Request

eurofins | Lancaster Laboratories Environmental

Acct. # _____ Group # _____ Sample # _____

410-227760 Chain of Custody

Client: Groundwater & Env. Services, Inc.	
Project Name/#: High's Store No. 141	Site ID #:
Project Manager: Peter Reichardt	P.O. #: 0425028/06/209
Sampler: Jeff Plummer	PWSID #:
Phone #: 800-220-3606 x 3726	Quote #:
State where sample(s) were collected: 19200 Middletown Rd, Parkton, MD	

Sample Identification	Collection Date	Collection Time	Grab	Composite	Matrix: Soil	Sediment	Water: Potable	Water: Ground	Water: NPDES	Water: Surface	Other:	Total # of Containers	Analyses Requested: Target VOCs List plus oxygenates and Napthalene (524.2)	Preservation Codes: H
PW01-INF	6-13-25	1140	X				X					3	X	
PW02-INF	↓	1145	↓				↓					↓	↓	
PW03-INF	↓	1200	↓				↓					↓	↓	
1608 RAY-INF	6-13-25	1220	X				X					3	X	

SF #: _____

SCR #: _____

Preservation Codes: H = HCl; T = Thiosulfate; N = HNO_3; B = NaOH; S = H_2SO_4; P = H_3PO_4; O = Other

Remarks

EQEDD file name: High's Store No 141-lab report #.17962.EQEDD.zip

Send invoice to: ges-invoices@gesonline.com & include PO #

Turnaround Time Requested (TAT) (please check): Standard ☑ Rush ☐

(Rush TAT is subject to laboratory approval and surcharges.)

Date results are needed:

Rush results requested by (please check): E-Mail ☑ Phone ☐

E-mail Address: midatlantic@gesonline.com & ges@equisonline.com

Phone:

Data Package Options (please check if required)

Type I (Validation/non-CLP) ☐ MA MCP ☐

Type III (Reduced non-CLP) ☐ CT RCP ☐

Type VI (Raw Data Only) ☐ TX TRRP-13 ☐

NYSDEC Category ☐ A or ☐ B

EDD Required? Yes ☑ No ☐ If yes, format: GES EQEDD

EQEDD Name: High's Store No 141-lab report #.17962.EQEDD.zip

Relinquished by:	Date	Time	Received by:	Date	Time
Jeff Plummer	6-13-25	1400	Denise Weeden	6-16-25	0800
Denise Weeden	6-16-25	1455		6/16/25	1455
	6/16/25	1810			
				6/16/25	1810

Relinquished by Commercial Carrier:

UPS _____ FedEx _____ Other _____

Temperature upon receipt R:3.2 C:3.0c

Login Sample Receipt Checklist

Client: Groundwater & Environmental Services Inc

Job Number: 410-227760-1

Login Number: 227760

List Source: Eurofins Lancaster Laboratories Environment Testing, LLC

List Number: 1

Creator: Reynolds, Benjamin

Question	Answer	Comment
The cooler's custody seal is intact.	N/A	
The cooler or samples do not appear to have been compromised or tampered with.	True	
Samples were received on ice.	True	
Cooler Temperature acceptable,where thermal pres is required(</=6C, not frozen).	True	
Cooler Temperature is recorded.	True	
WV:Container Temp acceptable,where thermal pres is required (</=6C, not frozen).	N/A	
WV: Container Temperature is recorded.	N/A	
COC is present.	True	
COC is filled out in ink and legible.	True	
COC is filled out with all pertinent information.	True	
There are no discrepancies between the containers received and the COC.	True	
Sample containers have legible labels.	True	
Containers are not broken or leaking.	True	
Sample collection date/times are provided.	True	
Appropriate sample containers are used.	True	
Sample bottles are completely filled.	True	
There is sufficient vol. for all requested analyses.	True	
Is the Field Sampler's name present on COC?	True	
Sample custody seals are intact.	N/A	Not present.
VOA sample vials do not have headspace >6mm in diameter (none, if from WV)?	True	

APPENDIX C

Monitoring Well Sampling Data Sheets

GROUNDWATER SAMPLING/LIQUID LEVEL DATA SHEET

CLIENT/PROJECT: Carroll Wally's DATE: 6-9-25

ADDRESS/SITE NUMBER: 19200 Middletown Rd, Parkton, MD

GES PERSONNEL: Jeff Plummer WEATHER: Pt Cloudy 70°

WELL	DTW	DTP	TDW	Well Dia.	P	B	S	Vol	DO	pH	Temp °C	ORP	NTU	Cond.	Time	Comments
MW-1	40.17	—			☐	☐	☐									
MW-2	38.89	—			☐	☐	☐									
MW-3	39.02	—			☐	☐	☐									
MW-4	39.10	—			☐	☐	☐									
MW-5	38.92	—			☐	☐	☐									
MW-5B	40.41	—			☐	☐	☐									
MW-6	43.20	—			☐	☐	☐									
MW-7A	45.02	—			☐	☐	☐									
MW-7B	42.15	—			☐	☐	☐									
MW-8A	41.03	—			☐	☐	☐									
MW-8B	42.73	—			☐	☐	☐									
MW-9A	41.38	—			☐	☐	☐									
MW-9B	41.57	—			☐	☐	☐									
MW-10A	38.60	—			☐	☐	☐									
MW-10B	Car over well →				☐	☐	☐	All week long.								
MW-11A	47.77	—			☐	☐	☐									
MW-11B	45.02	—			☐	☐	☐									
MW-12B	46.70	—			☐	☐	☐									
~~MW-13A~~					☐	☐	☐									
~~MW-13B~~					☐	☐	☐									
MW-14A	44.46	—			☐	☐	☐									
MW-14B	43.68	—			☐	☐	☐									
MW-15	49.17	—			☐	☐	☐									
MW-16A	44.24	—			☐	☐	☐									
MW-16B	44.88	—			☐	☐	☐									
MW-17A	32.94	—			☐	☐	☐									
MW-17B	32.87	—			☐	☐	☐									

KEY: DTW = depth to water; DTP = depth to product; P = pump in well; B = bailer in well; S = sorbent sock in well; Vol = volume bailed (gallons)

Additional Comments:

Page _____ of _____

GROUNDWATER SAMPLING/LIQUID LEVEL DATA SHEET

CLIENT/PROJECT: Carroll Fuel Highs #141 DATE: 6-9-25

ADDRESS/SITE NUMBER: 19200 Middletown Rd.

GES PERSONNEL: J. Plummer WEATHER: Ptly Cloudy 70°

WELL	DTW	DTP	TDW	Well Dia.	P	B	S	Vol	DO	pH	Temp °C	ORP	NTU	Cond.	Time	Comments
MW18A	47.35	—														
18B	47.79	—														
19A	Corn Field															
19B		↓														
20A																
20B	Corn Field															
21	37.95	—														
22	38.69	—														
23	42.51	—														
24B	40.84	—														
MW25B	44.10	—														
RW1	39.36	—														
RW2	45.04	—														
RW3	43.69	—														
16038R	56.69	—														

KEY: DTW = depth to water; DTP = depth to product; P = pump in well; B = bailer in well; S = sorbent sock in well; Vol = volume bailed (gallons)

Additional Comments: _____

Groundwater Sampling Data Collection Sheet

Well ID:	MW-6	Site ID:	High's Store No. 141	Sample Date:	6-9-25
Initial DTW / Time:		Address:	19200 Middletown Rd		
Well Diameter:	2"	*Sample Method (cicle one)*	Parkton, MD		
Total Well Depth:		Low Flow	Sampling Tech(s): Jeff Plummer		
Water Column Length:		Purge/sample	Weather Conditions: PTY Cloudy 76°		
Pump Intake depth:		Grab/No Pruge	Air Temp (°F) =		

Data Collection: Low Flow

Time	DTW	Temp (°C) ± 0.3 °C	Conductivity (mS/cm) ± 3%	D.O. (mg/L) ± 10%	pH ± 0.1	ORP (mV) ± 10	Flow Rate (mL/min)	Cumulative Purge Volume	Appearance of Purge Water	Comment
1250	43.20	Just prior to lowering any equipment into well								
1300	43.13	After lowering equipment into the well & before turning on the pump								
1300	Purge Start Time									
1305	43.35	17.78	1.845	3.75	5.07	191.9	300ml/min		clear	
1310	43.45	18.19	1.888	4.29	4.97	208.4	↓		↓	
1315	43.52	18.11	1.914	4.35	4.97	207.9				
1320	43.57	17.96	1.929	3.99	4.96	207.4				
1325	43.62	17.99	1.926	3.69	4.95	209.0	↓	2 gallons	↓	
1330	Sample Collection Time									
	Purge StopTime									

Data Collection: Purge and Sample / Grab Sampling

Time	DTW	pH	Conductivity (mS/cm)	D.O. (mg/L)	Temp (°C)	ORP (mV)	Flow Rate (mL/min)	Cumulative Purge Volume	Appearance of Purge Water	Method of Purging
		Just prior to lowering any equipment into well								
	Sample Collection Time			Note: Unless otherwise stated, field parameters collected during purge and sample or grab sampling were collected from the well with a sonde before purging or sampling.						

General Comment & Type of Equipment Used (pumps/YSI meter/ect./caibration info):

Stabilization is achieved when three successive readings are within

- ± 0.3 °C for temperature,
- ± 0.1 for pH,
- ± 3% for specific conductivity,
- ± 10 for reduction-oxidation potential

Purge Volumes:

2-inch diameter well:

0.16 gal./ft x _____ (linear feet of water) = gallons of water

4-inch diameter well:

0.65 gal./ft x _____ (linear feet of water) = gallons of water

Groundwater Sampling Data Collection Sheet

Well ID:	MW-2		Site ID:	High's Store No. 141	Sample Date: 6-10-25
Initial DTW / Time:			Address:	19200 Middletown Rd	
Well Diameter:	2"	*Sample Method (cicle one)*		Parkton, MD	
Total Well Depth:		Low Flow	Sampling Tech(s):	Jeff Plummer	
Water Column Length:		Purge/sample	Weather Conditions:	Partly Cloudy 72°	
Pump Intake depth:		Grab/No Pruge	Air Temp (°F) =		

Data Collection: Low Flow

Time	DTW	Temp (°C)	Conductivity (mS/cm)	D.O. (mg/L)	pH	ORP (mV)	Flow Rate (mL/min)	Cumulative Purge Volume	Appearance of Purge Water	Comment
		± 0.3 °C	± 3%	± 10%	± 0.1	± 10				
1000	38.84	Just prior to lowering any equipment into well								
1005	38.76	After lowering equipment into the well & before turning on the pump								
1005	Purge Start Time									
1010	39.10	17.95	0.565	7.13	5.68	142.1	300 ml/min		clear	
1015	39.10	17.93	0.620	5.43	5.74	145.6	↓		↓	
1020	39.10	17.86	0.638	4.91	5.74	141.7				
1025	39.10	17.88	0.654	4.71	5.74	140.0				
1030	39.10	18.10	0.661	4.62	5.73	140.7	↓	2 gallons	↓	
1035	Sample Collection Time									
	Purge StopTime									

Data Collection: Purge and Sample / Grab Sampling

Time	DTW	pH	Conductivity (mS/cm)	D.O. (mg/L)	Temp (°C)	ORP (mV)	Flow Rate (mL/min)	Cumulative Purge Volume	Appearance of Purge Water	Method of Purging
		Just prior to lowering any equipment into well								
	Sample Collection Time			Note: Unless otherwise stated, field parameters collected during purge and sample or grab sampling were collected from the well with a sonde before purging or sampling.						

General Comment & Type of Equipment Used (pumps/YSI meter/ect./caibration info): _____

Stabilization is achieved when three successive readings are within

- ± 0.3 °C for temperature,
- ± 0.1 for pH,
- ± 3% for specific conductivity,
- ± 10 for reduction-oxidation potential

Purge Volumes:

2-inch diameter well:

0.16 gal./ft x _____ (linear feet of water) = gallons of water

4-inch diameter well:

0.65 gal./ft x _____ (linear feet of water) = gallons of water

Groundwater Sampling Data Collection Sheet

Well ID:	MW-1		Site ID:	High's Store No. 141	Sample Date: 6-10-25
Initial DTW / Time:			Address:	19200 Middletown Rd	
Well Diameter:	2"	*Sample Method (cicle one)*		Parkton, MD	
Total Well Depth:		(Low Flow)	Sampling Tech(s):	Jeff Plummer	
Water Column Length:		Purge/sample	Weather Conditions:		
Pump Intake depth:		Grab/No Pruge	Air Temp (°F) =	Partly Cloudy 74°	

Data Collection: Low Flow

Time	DTW	Temp (°C) ± 0.3 °C	Conductivity (mS/cm) ± 3%	D.O. (mg/L) ± 10%	pH ± 0.1	ORP (mV) ± 10	Flow Rate (mL/min)	Cumulative Purge Volume	Appearance of Purge Water	Comment
1050	40.17	Just prior to lowering any equipment into well								
1055	40.07	After lowering equipment into the well & before turning on the pump								
1055	Purge Start Time									
1100	41.18	16.74	1.541	4.00	5.14	186.2	300 mL/min		clear	
1105	41.20	17.28	1.906	3.98	5.05	195.5	↓		↓	
1110	41.20	17.38	1.977	3.78	5.04	198.3				
1115	41.20	17.47	2.071	3.63	5.02	199.5				
1120	41.20	17.52	2.080	3.60	5.02	200.0				
1125	41.20	17.55	2.088	3.54	5.01	200.1				
1130	41.20	17.48	2.080	3.52	5.00	199.6		2 3/4 gallons		
1135	Sample Collection Time									
	Purge StopTime									

Data Collection: Purge and Sample / Grab Sampling

Time	DTW	pH	Conductivity (mS/cm)	D.O. (mg/L)	Temp (°C)	ORP (mV)	Flow Rate (mL/min)	Cumulative Purge Volume	Appearance of Purge Water	Method of Purging
		Just prior to lowering any equipment into well								
	Sample Collection Time			Note: Unless otherwise stated, field parameters collected during purge and sample or grab sampling were collected from the well with a sonde before purging or sampling.						

General Comment & Type of Equipment Used (pumps/YSI meter/ect./caibration info):

Stabilization is achieved when three successive readings are within
- ± 0.3 °C for temperature,
- ± 0.1 for pH,
- ± 3% for specific conductivity,
- ± 10 for reduction-oxidation potential

Purge Volumes:

2-inch diameter well:

0.16 gal./ft x _____ (linear feet of water) = gallons of water

4-inch diameter well:

0.65 gal./ft x _____ (linear feet of water) = gallons of water

Groundwater Sampling Data Collection Sheet

Well ID:	MW-17B	Site ID:	High's Store No. 141	Sample Date:	6-10-25
Initial DTW / Time:		Address:	19200 Middletown Rd		
Well Diameter:	6"	*Sample Method (cicle one)*	Parkton, MD		
Total Well Depth:		Low Flow	Sampling Tech(s): J. Plummer		
Water Column Length:		Purge/sample	Weather Conditions: PTly Cloudy 76°		
Pump Intake depth:		Grab/No Pruge	Air Temp (°F) =		

Data Collection: Low Flow

Time	DTW	Temp (°C) ± 0.3 °C	Conductivity (mS/cm) ± 3%	D.O. (mg/L) ± 10%	pH ± 0.1	ORP (mV) ± 10	Flow Rate (mL/min)	Cumulative Purge Volume	Appearance of Purge Water	Comment
1155	32.87	Just prior to lowering any equipment into well								
1200	32.12	After lowering equipment into the well & before turning on the pump								
1200	Purge Start Time									
1205	32.95	14.71	0.538	1.56	6.63	2.2	300 mL/min		clear	
1210	33.15	14.64	0.476	1.21	6.82	-24.9	↓		↓	
1215	33.35	15.04	0.446	1.00	6.96	-55.0				
1220	33.52	15.08	0.426	0.84	6.95	-51.2				
1225	33.70	15.30	0.418	0.76	6.95	-60.4				
1230	33.86	15.55	0.407	0.69	6.96	-68.1				
1235	34.02	15.28	0.398	0.64	6.99	-77.6	↓	2 3/4 gallons	↓	
1240	Sample Collection Time									
	Purge StopTime									

Data Collection: Purge and Sample / Grab Sampling

Time	DTW	pH	Conductivity (mS/cm)	D.O. (mg/L)	Temp (°C)	ORP (mV)	Flow Rate (mL/min)	Cumulative Purge Volume	Appearance of Purge Water	Method of Purging
		Just prior to lowering any equipment into well								
	Sample Collection Time			Note: Unless otherwise stated, field parameters collected during purge and sample or grab sampling were collected from the well with a sonde before purging or sampling.						

General Comment & Type of Equipment Used (pumps/YSI meter/ect./caibration info):

Stabilization is achieved when three successive readings are within
- ± 0.3 °C for temperature,
- ± 0.1 for pH,
- ± 3% for specific conductivity,
- ± 10 for reduction-oxidation potential

Purge Volumes:
- 2-inch diameter well:
- 0.16 gal./ft x _____ (linear feet of water) = gallons of water
- 4-inch diameter well:
- 0.65 gal./ft x _____ (linear feet of water) = gallons of water

Groundwater Sampling Data Collection Sheet

Well ID:	MW-14B	Site ID:	High's Store No. 141	Sample Date:	6-10-25
Initial DTW / Time:		Address:	19200 Middletown Rd		
Well Diameter:	6"	*Sample Method (cicle one)*	Parkton, MD		
Total Well Depth:		(Low Flow)	Sampling Tech(s): J. Plummer		
Water Column Length:		Purge/sample	Weather Conditions:		
Pump Intake depth:		Grab/No Pruge	Air Temp (°F) = PM Cloudy 78°		

Data Collection: Low Flow

Time	DTW	Temp (°C)	Conductivity (mS/cm)	D.O. (mg/L)	pH	ORP (mV)	Flow Rate (mL/min)	Cumulative Purge Volume	Appearance of Purge Water	Comment
		± 0.3 °C	± 3%	± 10%	± 0.1	± 10				
1255	43.68	Just prior to lowering any equipment into well								
1300	43.42	After lowering equipment into the well & before turning on the pump								
1300	Purge Start Time									
1305	43.75	17.09	0.536	0.26	6.78	-20.6	300 mL/min		clear	
1310	43.96	17.29	0.479	0.20	6.72	-10.1	↓		↓	
1315	44.15	17.67	0.493	0.21	6.70	-7.8				
1320	44.33	17.97	0.495	0.23	6.71	-8.2				
1325	44.50	18.25	0.502	0.25	6.70	-9.4	↓	2 gallons	↓	
1330	Sample Collection Time									
	Purge StopTime									

Data Collection: Purge and Sample / Grab Sampling

Time	DTW	pH	Conductivity (mS/cm)	D.O. (mg/L)	Temp (°C)	ORP (mV)	Flow Rate (mL/min)	Cumulative Purge Volume	Appearance of Purge Water	Method of Purging
		Just prior to lowering any equipment into well								
	Sample Collection Time			Note: Unless otherwise stated, field parameters collected during purge and sample or grab sampling were collected from the well with a sonde before purging or sampling.						

General Comment & Type of Equipment Used (pumps/YSI meter/ect./caibration info): _____

Stabilization is achieved when three successive readings are within
- ± 0.3 °C for temperature,
- ± 0.1 for pH,
- ± 3% for specific conductivity,
- ± 10 for reduction-oxidation potential

Purge Volumes:
2-inch diameter well:
0.16 gal./ft x _____ (linear feet of water) = gallons of water
4-inch diameter well:
0.65 gal./ft x _____ (linear feet of water) = gallons of water

Groundwater Sampling Data Collection Sheet

Well ID:	MW-10A	Site ID:	High's Store No. 141	Sample Date:	6-10-25
Initial DTW / Time:		Address:	19200 Middletown Rd		
Well Diameter:	6"	*Sample Method (cicle one)*	Parkton, MD		
Total Well Depth:		Low Flow	Sampling Tech(s): J. Plummer		
Water Column Length:		Purge/sample	Weather Conditions:		
Pump Intake depth:		Grab/No Pruge	Air Temp (°F) =	Pt Cloudy 80°	

Data Collection: Low Flow

Time	DTW	Temp (°C) ± 0.3 °C	Conductivity (mS/cm) ± 3%	D.O. (mg/L) ± 10%	pH ± 0.1	ORP (mV) ± 10	Flow Rate (mL/min)	Cumulative Purge Volume	Appearance of Purge Water	Comment
1350	38.60	Just prior to lowering any equipment into well								
1355	38.45	After lowering equipment into the well & before turning on the pump								
1355	Purge Start Time									
1400	38.75	17.12	0.669	0.36	6.14	81.0	300 mL/min		clear	
1405	38.80	17.06	0.646	0.61	6.11	89.8				
1410	38.80	17.02	0.653	0.39	6.13	91.0				
1415	38.80	17.06	0.660	0.37	6.12	91.4				
1420	38.80	17.11	0.670	0.35	6.15	90.6				
1425	38.80	17.30	0.681	0.33	6.12	90.8	↓	2¼ gallons	↓	
1430	Sample Collection Time									
	Purge StopTime									

Data Collection: Purge and Sample / Grab Sampling

Time	DTW	pH	Conductivity (mS/cm)	D.O. (mg/L)	Temp (°C)	ORP (mV)	Flow Rate (mL/min)	Cumulative Purge Volume	Appearance of Purge Water	Method of Purging
		Just prior to lowering any equipment into well								
	Sample Collection Time			Note: Unless otherwise stated, field parameters collected during purge and sample or grab sampling were collected from the well with a sonde before purging or sampling.						

General Comment & Type of Equipment Used (pumps/YSI meter/ect./caibration info):

Stabilization is achieved when three successive readings are within
- ± 0.3 °C for temperature,
- ± 0.1 for pH,
- ± 3% for specific conductivity,
- ± 10 for reduction-oxidation potential

Purge Volumes:
2-inch diameter well:
0.16 gal./ft x _____ (linear feet of water) = gallons of water
4-inch diameter well:
0.65 gal./ft x _____ (linear feet of water) = gallons of water

Groundwater Sampling Data Collection Sheet

Well ID:	MW-11B	Site ID:	High's Store No. 141	Sample Date:	6-11-25
Initial DTW / Time:		Address:	19200 Middletown Rd		
Well Diameter:	6"	*Sample Method (cicle one)*	Parkton, MD		
Total Well Depth:		(Low Flow)	Sampling Tech(s): J. Plummer		
Water Column Length:		Purge/sample	Weather Conditions:		
Pump Intake depth:		Grab/No Pruge	Air Temp (°F) = Hazy 75°		

Data Collection: Low Flow

Time	DTW	Temp (°C)	Conductivity (mS/cm)	D.O. (mg/L)	pH	ORP (mV)	Flow Rate (mL/min)	Cumulative Purge Volume	Appearance of Purge Water	Comment
		± 0.3 °C	± 3%	± 10%	± 0.1	± 10				
0925	45.02	Just prior to lowering any equipment into well								
0930	44.62	After lowering equipment into the well & before turning on the pump								
0930	Purge Start Time									
0935	44.95	14.80	0.591	0.63	6.48	34.6	300 mL/min		clear	
0940	45.18	14.93	0.625	0.56	6.48	38.4				
0945	45.39	15.01	0.654	1.15	6.47	37.6				
0950	45.58	15.20	0.672	1.06	6.46	37.1				
0955	45.76	15.42	0.689	0.96	6.44	36.5				
1000	45.92	15.62	0.704	0.89	6.44	34.6	↓	2¼ gallons	↓	
1005	Sample Collection Time									
	Purge StopTime									

Data Collection: Purge and Sample / Grab Sampling

Time	DTW	pH	Conductivity (mS/cm)	D.O. (mg/L)	Temp (°C)	ORP (mV)	Flow Rate (mL/min)	Cumulative Purge Volume	Appearance of Purge Water	Method of Purging
		Just prior to lowering any equipment into well								
	Sample Collection Time			Note: Unless otherwise stated, field parameters collected during purge and sample or grab sampling were collected from the well with a sonde before purging or sampling.						

General Comment & Type of Equipment Used (pumps/YSI meter/ect./caibration info):

Stabilization is achieved when three successive readings are within
- ± 0.3 °C for temperature,
- ± 0.1 for pH,
- ± 3% for specific conductivity,
- ± 10 for reduction-oxidation potential

Purge Volumes:
- 2-inch diameter well:
- 0.16 gal./ft x _____ (linear feet of water) = gallons of water
- 4-inch diameter well:
- 0.65 gal./ft x _____ (linear feet of water) = gallons of water

Groundwater Sampling Data Collection Sheet

Well ID:	MW-15		Site ID:	High's Store No. 141	Sample Date: 6-11-25
Initial DTW / Time:			Address:	19200 Middletown Rd	
Well Diameter:	6"	*Sample Method (cicle one)*		Parkton, MD	
Total Well Depth:		Low Flow	Sampling Tech(s):	J. Plummer	
Water Column Length:		Purge/sample	Weather Conditions:		
Pump Intake depth:		Grab/No Pruge	Air Temp (°F) =	Hazy 77°	

Data Collection: Low Flow

Time	DTW	Temp (°C)	Conductivity (mS/cm)	D.O. (mg/L)	pH	ORP (mV)	Flow Rate (mL/min)	Cumulative Purge Volume	Appearance of Purge Water	Comment
		± 0.3 °C	± 3%	± 10%	± 0.1	± 10				
1025	49.17	Just prior to lowering any equipment into well								
1030	49.00	After lowering equipment into the well & before turning on the pump								
1030	Purge Start Time									
1035	49.45	16.09	0.572	0.86	5.75	160.2	300mL/min		clear	
1040	49.55	15.87	0.535	0.87	5.75	162.7	↓		↓	
1045	49.65	16.07	0.537	0.57	5.72	164.6				
1050	49.75	16.10	0.546	0.52	5.65	167.5				
1055	49.84	16.41	0.551	0.47	5.62	167.1				
1100	49.92	16.51	0.561	0.47	5.60	168.4	↓	2¼ gallons	↓	
1105	Sample Collection Time									
	Purge StopTime									

Data Collection: Purge and Sample / Grab Sampling

Time	DTW	pH	Conductivity (mS/cm)	D.O. (mg/L)	Temp (°C)	ORP (mV)	Flow Rate (mL/min)	Cumulative Purge Volume	Appearance of Purge Water	Method of Purging
		Just prior to lowering any equipment into well								
	Sample Collection Time	Note: Unless otherwise stated, field parameters collected during purge and sample or grab sampling were collected from the well with a sonde before purging or sampling.								

General Comment & Type of Equipment Used (pumps/YSI meter/ect./caibration info):

Stabilization is achieved when three successive readings are within

- ± 0.3 °C for temperature,
- ± 0.1 for pH,
- ± 3% for specific conductivity,
- ± 10 for reduction-oxidation potential

Purge Volumes:

2-inch diameter well:

0.16 gal./ft x _____ (linear feet of water) = gallons of water

4-inch diameter well:

0.65 gal./ft x _____ (linear feet of water) = gallons of water

Groundwater Sampling Data Collection Sheet

Well ID:	MW-16A	Site ID:	High's Store No. 141	Sample Date:	6-11-25
Initial DTW / Time:		Address:	19200 Middletown Rd		
Well Diameter:	6"	*Sample Method (cicle one)*	Parkton, MD		
Total Well Depth:		(Low Flow)	Sampling Tech(s):	J. Plummer	
Water Column Length:		Purge/sample	Weather Conditions:		
Pump Intake depth:		Grab/No Pruge	Air Temp (°F) =	Hazy 78°	

Data Collection: Low Flow

Time	DTW	Temp (°C)	Conductivity (mS/cm)	D.O. (mg/L)	pH	ORP (mV)	Flow Rate (mL/min)	Cumulative Purge Volume	Appearance of Purge Water	Comment
		± 0.3 °C	± 3%	± 10%	± 0.1	± 10				
1125	44.24	Just prior to lowering any equipment into well								
1130	44.04	After lowering equipment into the well & before turning on the pump								
1130	Purge Start Time									
1135	44.20	14.65	0.743	2.71	5.47	183.9	300ml/min		clear	
1140	44.22	14.51	0.701	2.49	5.45	189.9	↓		↓	
1145	44.24	14.49	0.704	2.50	5.41	192.6				
1150	44.25	14.80	0.719	2.35	5.39	192.3				
1155	44.26	15.12	0.737	2.37	5.38	193.1	↓	2 gallons	↓	
1200	Sample Collection Time									
	Purge StopTime									

Data Collection: Purge and Sample / Grab Sampling

Time	DTW	pH	Conductivity (mS/cm)	D.O. (mg/L)	Temp (°C)	ORP (mV)	Flow Rate (mL/min)	Cumulative Purge Volume	Appearance of Purge Water	Method of Purging
		Just prior to lowering any equipment into well								
	Sample Collection Time			Note: Unless otherwise stated, field parameters collected during purge and sample or grab sampling were collected from the well with a sonde before purging or sampling.						

General Comment & Type of Equipment Used (pumps/YSI meter/ect./caibration info): _____

Stabilization is achieved when three successive readings are within

- ± 0.3 °C for temperature,
- ± 0.1 for pH,
- ± 3% for specific conductivity,
- ± 10 for reduction-oxidation potential

Purge Volumes:

2-inch diameter well:

0.16 gal./ft x _____ (linear feet of water) = gallons of water

4-inch diameter well:

0.65 gal./ft x _____ (linear feet of water) = gallons of water

Groundwater Sampling Data Collection Sheet

Well ID:	MW-16B	Site ID:	High's Store No. 141	Sample Date:	6-11-25
Initial DTW / Time:		Address:	19200 Middletown Rd		
Well Diameter:	6"	*Sample Method (cicle one)*	Parkton, MD		
Total Well Depth:		Low Flow	Sampling Tech(s):	Jeff Plummer	
Water Column Length:		Purge/sample	Weather Conditions:		
Pump Intake depth:		Grab/No Pruge	Air Temp (°F) =	Hazy 82°	

Data Collection: Low Flow

Time	DTW	Temp (°C) ± 0.3 °C	Conductivity (mS/cm) ± 3%	D.O. (mg/L) ± 10%	pH ± 0.1	ORP (mV) ± 10	Flow Rate (mL/min)	Cumulative Purge Volume	Appearance of Purge Water	Comment
1215	44.88	Just prior to lowering any equipment into well								
1220	44.41	After lowering equipment into the well & before turning on the pump								
1220	Purge Start Time									
1225	44.81	14.84	0.480	0.26	6.87	75.2	300 mL/min		clear	
1230	45.02	14.69	0.463	0.14	7.02	75.8	↓		↓	
1235	45.25	14.88	0.454	0.15	7.05	74.9				
1240	45.45	15.14	0.464	0.15	7.03	72.9				
1245	45.63	15.30	0.474	0.16	7.01	72.4	↓	2 gallons	↓	
1250	Sample Collection Time									
	Purge StopTime									

Data Collection: Purge and Sample / Grab Sampling

Time	DTW	pH	Conductivity (mS/cm)	D.O. (mg/L)	Temp (°C)	ORP (mV)	Flow Rate (mL/min)	Cumulative Purge Volume	Appearance of Purge Water	Method of Purging
		Just prior to lowering any equipment into well								
	Sample Collection Time			Note: Unless otherwise stated, field parameters collected during purge and sample or grab sampling were collected from the well with a sonde before purging or sampling.						

General Comment & Type of Equipment Used (pumps/YSI meter/ect./caibration info):

Stabilization is achieved when three successive readings are within
- ± 0.3 °C for temperature,
- ± 0.1 for pH,
- ± 3% for specific conductivity,
- ± 10 for reduction-oxidation potential

Purge Volumes:
2-inch diameter well:
0.16 gal./ft x _____ (linear feet of water) = gallons of water
4-inch diameter well:
0.65 gal./ft x _____ (linear feet of water) = gallons of water

Groundwater Sampling Data Collection Sheet

Well ID:	MW-4	Site ID:	High's Store No. 141	Sample Date:	6-11-25
Initial DTW / Time:		Address:	19200 Middletown Rd		
Well Diameter:	2"	*Sample Method (cicle one)*	Parkton, MD		
Total Well Depth:		(Low Flow)	Sampling Tech(s):	J. Plummer	
Water Column Length:		Purge/sample	Weather Conditions:		
Pump Intake depth:		Grab/No Pruge	Air Temp (°F) =	Hazy 84°	

Data Collection: Low Flow

Time	DTW	Temp (°C)	Conductivity (mS/cm)	D.O. (mg/L)	pH	ORP (mV)	Flow Rate (mL/min)	Cumulative Purge Volume	Appearance of Purge Water	Comment
		± 0.3 °C	± 3%	± 10%	± 0.1	± 10				
1315	39.70	Just prior to lowering any equipment into well								
1320	39.37	After lowering equipment into the well & before turning on the pump								
1320	Purge Start Time									
1325	40.53	19.04	2.841	2.59	5.37	166.7	300 mL/MIN		cloudy	
1330	40.77	19.02	2.182	2.70	5.36	173.1				
1335	41.23	18.32	2.263	2.51	5.34	179.4				
1340	41.50	18.66	2.431	2.21	5.29	185.1				
1345	41.63	18.35	2.491	2.29	5.27	188.5				
1350	41.80	18.50	2.436	2.25	5.29	190.0				
1355	41.99	18.22	2.434	2.17	5.29	190.1		3 gallons		
1400	Sample Collection Time									
	Purge StopTime									

Data Collection: Purge and Sample / Grab Sampling

Time	DTW	pH	Conductivity (mS/cm)	D.O. (mg/L)	Temp (°C)	ORP (mV)	Flow Rate (mL/min)	Cumulative Purge Volume	Appearance of Purge Water	Method of Purging
		Just prior to lowering any equipment into well								
	Sample Collection Time			Note: Unless otherwise stated, field parameters collected during purge and sample or grab sampling were collected from the well with a sonde before purging or sampling.						

General Comment & Type of Equipment Used (pumps/YSI meter/ect./caibration info):

Stabilization is achieved when three successive readings are within
- ± 0.3 °C for temperature,
- ± 0.1 for pH,
- ± 3% for specific conductivity,
- ± 10 for reduction-oxidation potential

Purge Volumes:

2-inch diameter well:

0.16 gal./ft x _____ (linear feet of water) = gallons of water

4-inch diameter well:

0.65 gal./ft x _____ (linear feet of water) = gallons of water

Groundwater Sampling Data Collection Sheet

Well ID:	RW-1		Site ID:	High's Store No. 141	Sample Date: 6-11-25
Initial DTW / Time:			Address:	19200 Middletown Rd	
Well Diameter:	6"	*Sample Method (cicle one)*		Parkton, MD	
Total Well Depth:		(Low Flow)	Sampling Tech(s):	J. Plummer	
Water Column Length:		Purge/sample	Weather Conditions:	Hazy 85°	
Pump Intake depth:		Grab/No Pruge	Air Temp (°F) =		

Data Collection: Low Flow

Time	DTW	Temp (°C)	Conductivity (mS/cm)	D.O. (mg/L)	pH	ORP (mV)	Flow Rate (mL/min)	Cumulative Purge Volume	Appearance of Purge Water	Comment
		± 0.3 °C	± 3%	± 10%	± 0.1	± 10				
1415	39.36	Just prior to lowering any equipment into well								
1420	39.20	After lowering equipment into the well & before turning on the pump								
1420	Purge Start Time									
1425	39.70	19.14	2.215	2.35	5.33	175.6	300 mL/min		clear	
1430	39.90	17.22	2.111	2.25	5.36	178.5	↓		↓	
1435	40.07	17.33	2.120	2.09	5.33	180.7				
1440	40.22	17.44	2.128	2.07	5.28	183.6				
1445	40.34	17.30	2.131	2.04	5.30	184.3	↓	2 gallons	↓	
~~1450~~										
1450	Sample Collection Time									
	Purge StopTime									

Data Collection: Purge and Sample / Grab Sampling

Time	DTW	pH	Conductivity (mS/cm)	D.O. (mg/L)	Temp (°C)	ORP (mV)	Flow Rate (mL/min)	Cumulative Purge Volume	Appearance of Purge Water	Method of Purging
		Just prior to lowering any equipment into well								
	Sample Collection Time			Note: Unless otherwise stated, field parameters collected during purge and sample or grab sampling were collected from the well with a sonde before purging or sampling.						

General Comment & Type of Equipment Used (pumps/YSI meter/ect./caibration info):

Stabilization is achieved when three successive readings are within
- ± 0.3 °C for temperature,
- ± 0.1 for pH,
- ± 3% for specific conductivity,
- ± 10 for reduction-oxidation potential

Purge Volumes:

2-inch diameter well:

0.16 gal./ft x _____ (linear feet of water) = gallons of water

4-inch diameter well:

0.65 gal./ft x _____ (linear feet of water) = gallons of water

Groundwater Sampling Data Collection Sheet

Well ID:	MW-22		Site ID:	High's Store No. 141	Sample Date: 6-12-25
Initial DTW / Time:			Address:	19200 Middletown Rd	
Well Diameter:	2"	*Sample Method (cicle one)*		Parkton, MD	
Total Well Depth:		Low Flow	Sampling Tech(s):	Jeff Plummer	
Water Column Length:		Purge/sample	Weather Conditions:		
Pump Intake depth:		Grab/No Pruge	Air Temp (°F) =	Hazy 80°	

Data Collection: Low Flow

Time	DTW	Temp (°C)	Conductivity (mS/cm)	D.O. (mg/L)	pH	ORP (mV)	Flow Rate (mL/min)	Cumulative Purge Volume	Appearance of Purge Water	Comment
		± 0.3 °C	± 3%	± 10%	± 0.1	± 10				
0930	38.69	Just prior to lowering any equipment into well								
0930	38.96	After lowering equipment into the well & before turning on the pump								
0930	Purge Start Time									
0935	38.93	18.64	0.674	1.61	6.11	58.4	300 ml/min		clear	
0940	38.93	18.96	0.668	1.38	6.02	67.8	↓		↓	
0945	38.93	19.41	0.665	1.36	5.93	79.2				
0950	39.05	19.12	0.650	1.28	5.88	84.0				
0955	39.05	18.80	0.635	1.17	5.79	89.2				
1000	39.05	18.47	0.620	1.06	5.61	82.5	↓	2¼ gallons	↓	
1005	Sample Collection Time									
	Purge StopTime									

Data Collection: Purge and Sample / Grab Sampling

Time	DTW	pH	Conductivity (mS/cm)	D.O. (mg/L)	Temp (°C)	ORP (mV)	Flow Rate (mL/min)	Cumulative Purge Volume	Appearance of Purge Water	Method of Purging
		Just prior to lowering any equipment into well								
	Sample Collection Time	Note: Unless otherwise stated, field parameters collected during purge and sample or grab sampling were collected from the well with a sonde before purging or sampling.								

General Comment & Type of Equipment Used (pumps/YSI meter/ect./caibration info): _____

Stabilization is achieved when three successive readings are within
- ± 0.3 °C for temperature,
- ± 0.1 for pH,
- ± 3% for specific conductivity,
- ± 10 for reduction-oxidation potential

Purge Volumes:
- 2-inch diameter well:
- 0.16 gal./ft x _____ (linear feet of water) = gallons of water
- 4-inch diameter well:
- 0.65 gal./ft x _____ (linear feet of water) = gallons of water

Groundwater Sampling Data Collection Sheet

Well ID:	MW-3		Site ID:	High's Store No. 141	Sample Date: 6-12-25
Initial DTW / Time:			Address:	19200 Middletown Rd	
Well Diameter:	2"	*Sample Method (cicle one)*		Parkton, MD	
Total Well Depth:		Low Flow	Sampling Tech(s):	Jeff Plummer	
Water Column Length:		Purge/sample	Weather Conditions:		
Pump Intake depth:		Grab/No Pruge	Air Temp (°F) =	Hazy 84°	

Data Collection: Low Flow

Time	DTW	Temp (°C)	Conductivity (mS/cm)	D.O. (mg/L)	pH	ORP (mV)	Flow Rate (mL/min)	Cumulative Purge Volume	Appearance of Purge Water	Comment
		± 0.3 °C	± 3%	± 10%	± 0.1	± 10				
1020	39.02	Just prior to lowering any equipment into well								
1025	39.02	After lowering equipment into the well & before turning on the pump								
1025	Purge Start Time									
1030	39.26	18.41	0.889	0.91	6.06	117.8	300 ml/min		clear	
1035	39.26	18.40	0.886	1.09	6.96	116.6	↓		↓	
1040	39.26	18.37	0.894	0.81	6.03	116.2				
1045	39.26	18.40	0.904	0.73	6.01	116.8				
1050	39.26	18.38	0.915	0.67	5.98	118.6		2 1/4 gallons		
1055	39.26	18.45	0.924	0.62	5.98	119.9	↓	↓	↓	
1100	Sample Collection Time									
	Purge StopTime									

Data Collection: Purge and Sample / Grab Sampling

Time	DTW	pH	Conductivity (mS/cm)	D.O. (mg/L)	Temp (°C)	ORP (mV)	Flow Rate (mL/min)	Cumulative Purge Volume	Appearance of Purge Water	Method of Purging
		Just prior to lowering any equipment into well								
	Sample Collection Time			Note: Unless otherwise stated, field parameters collected during purge and sample or grab sampling were collected from the well with a sonde before purging or sampling.						

General Comment & Type of Equipment Used (pumps/YSI meter/ect./caibration info): _____

Stabilization is achieved when three successive readings are within
- ± 0.3 °C for temperature,
- ± 0.1 for pH,
- ± 3% for specific conductivity,
- ± 10 for reduction-oxidation potential

Purge Volumes:
2-inch diameter well:
0.16 gal./ft x _____ (linear feet of water) = gallons of water
4-inch diameter well:
0.65 gal./ft x _____ (linear feet of water) = gallons of water

Groundwater Sampling Data Collection Sheet

Well ID:	MW7A	Site ID:	High's Store No. 141	Sample Date:	6-12-25
Initial DTW / Time:		Address:	19200 Middletown Rd		
Well Diameter:	6"	*Sample Method (cicle one)*	Parkton, MD		
Total Well Depth:		(Low Flow)	Sampling Tech(s):	Jeff Plummer	
Water Column Length:		Purge/sample	Weather Conditions:	Hazy 86°	
Pump Intake depth:		Grab/No Pruge	Air Temp (°F) =		

Data Collection: Low Flow

Time	DTW	Temp (°C)	Conductivity (mS/cm)	D.O. (mg/L)	pH	ORP (mV)	Flow Rate (mL/min)	Cumulative Purge Volume	Appearance of Purge Water	Comment
		± 0.3 °C	± 3%	± 10%	± 0.1	± 10				
1125	45.02	Just prior to lowering any equipment into well								
1130	44.86	After lowering equipment into the well & before turning on the pump								
1130	Purge Start Time									
1135	44.90	14.66	1.298	1.67	5.82	140.1	300 mL/min		clear	
1140	45.05	14.68	1.252	1.85	5.76	149.0	↓		↓	
1145	45.05	14.67	1.268	2.03	5.77	152.2				
1150	45.05	14.66	1.273	2.14	5.76	159.9		2 gallons		
1155	45.07	14.72	1.281	2.06	5.73	153.5	↓		↓	
1200	Sample Collection Time									
	Purge StopTime									

Data Collection: Purge and Sample / Grab Sampling

Time	DTW	pH	Conductivity (mS/cm)	D.O. (mg/L)	Temp (°C)	ORP (mV)	Flow Rate (mL/min)	Cumulative Purge Volume	Appearance of Purge Water	Method of Purging
		Just prior to lowering any equipment into well								
	Sample Collection Time			Note: Unless otherwise stated, field parameters collected during purge and sample or grab sampling were collected from the well with a sonde before purging or sampling.						

General Comment & Type of Equipment Used (pumps/YSI meter/ect./caibration info): _____

Stabilization is achieved when three successive readings are within
- ± 0.3 °C for temperature,
- ± 0.1 for pH,
- ± 3% for specific conductivity,
- ± 10 for reduction-oxidation potential

Purge Volumes:
2-inch diameter well:
0.16 gal./ft x _____ (linear feet of water) = gallons of water
4-inch diameter well:
0.65 gal./ft x _____ (linear feet of water) = gallons of water

Groundwater Sampling Data Collection Sheet

Well ID:	RW-2		Site ID:	High's Store No. 141	Sample Date: 6-12-25
Initial DTW / Time:			Address:	19200 Middletown Rd	
Well Diameter:	6"	*Sample Method (cicle one)*		Parkton, MD	
Total Well Depth:		Low Flow	Sampling Tech(s):	J. Plummer	
Water Column Length:		Purge/sample	Weather Conditions:		
Pump Intake depth:		Grab/No Pruge	Air Temp (°F) =	Hazy 88°	

Data Collection: Low Flow

Time	DTW	Temp (°C)	Conductivity (mS/cm)	D.O. (mg/L)	pH	ORP (mV)	Flow Rate (mL/min)	Cumulative Purge Volume	Appearance of Purge Water	Comment
		± 0.3 °C	± 3%	± 10%	± 0.1	± 10				
1215	44.04	Just prior to lowering any equipment into well								
1220	44.75	After lowering equipment into the well & before turning on the pump								
1220	Purge Start Time									
1225	45.22	14.64	1.709	0.65	6.12	156.1	300ml/min		clear	
1230	45.25	14.91	1.710	0.47	6.14	157.2	↓		↓	
1235	45.28	14.88	1.744	0.71	6.14	158.2				
1240	45.30	14.95	1.783	0.67	6.13	159.1				
1245	45.30	14.98	1.812	0.62	6.13	159.7				
1250	45.30	14.98	1.826	0.57	6.12	160.2	↓	2 1/4 gallons	↓	
1255	Sample Collection Time									
	Purge StopTime									

Data Collection: Purge and Sample / Grab Sampling

Time	DTW	pH	Conductivity (mS/cm)	D.O. (mg/L)	Temp (°C)	ORP (mV)	Flow Rate (mL/min)	Cumulative Purge Volume	Appearance of Purge Water	Method of Purging
		Just prior to lowering any equipment into well								
	Sample Collection Time			Note: Unless otherwise stated, field parameters collected during purge and sample or grab sampling were collected from the well with a sonde before purging or sampling.						

General Comment & Type of Equipment Used (pumps/YSI meter/ect./caibration info):

Stabilization is achieved when three successive readings are within
- ± 0.3 °C for temperature,
- ± 0.1 for pH,
- ± 3% for specific conductivity,
- ± 10 for reduction-oxidation potential

Purge Volumes:
2-inch diameter well:
0.16 gal./ft x _____ (linear feet of water) = gallons of water
4-inch diameter well:
0.65 gal./ft x _____ (linear feet of water) = gallons of water

Groundwater Sampling Data Collection Sheet

Well ID:	MW-7B	Site ID:	High's Store No. 141	Sample Date:	6-12-25
Initial DTW / Time:		Address:	19200 Middletown Rd		
Well Diameter:	6"	*Sample Method (cicle one)*	Parkton, MD		
Total Well Depth:		(Low Flow)	Sampling Tech(s):	J. Plummer	
Water Column Length:		Purge/sample	Weather Conditions:		
Pump Intake depth:		Grab/No Pruge	Air Temp (°F) =	Hazy 90°	

Data Collection: Low Flow

Time	DTW	Temp (°C)	Conductivity (mS/cm)	D.O. (mg/L)	pH	ORP (mV)	Flow Rate (mL/min)	Cumulative Purge Volume	Appearance of Purge Water	Comment
		± 0.3 °C	± 3%	± 10%	± 0.1	± 10				
1315	42.75	Just prior to lowering any equipment into well								
1320	42.40	After lowering equipment into the well & before turning on the pump								
1320	Purge Start Time									
1325	42.65	16.62	0.650	0.45	8.00	99.4	300 mL/min		clear	
1330	42.87	14.65	0.652	0.30	8.43	41.9	↓		↓	
1335	43.07	14.67	0.649	0.27	8.66	-61.4				
1340	43.27	14.96	0.640	0.26	8.78	-138.8				
1345	43.45	14.71	0.634	0.27	8.84	-179.7				
1350	43.62	14.82	0.633	0.27	8.86	-176.9				
1355	43.78	14.83	0.632	0.27	8.89	-183.1				
1400	43.92	14.82	0.632	0.27	8.90	-178.2	↓	3 gallons	↓	
1405	Sample Collection Time									
	Purge StopTime									

Data Collection: Purge and Sample / Grab Sampling

Time	DTW	pH	Conductivity (mS/cm)	D.O. (mg/L)	Temp (°C)	ORP (mV)	Flow Rate (mL/min)	Cumulative Purge Volume	Appearance of Purge Water	Method of Purging
		Just prior to lowering any equipment into well								
	Sample Collection Time			Note: Unless otherwise stated, field parameters collected during purge and sample or grab sampling were collected from the well with a sonde before purging or sampling.						

General Comment & Type of Equipment Used (pumps/YSI meter/ect./caibration info): _____

Stabilization is achieved when three successive readings are within

- ± 0.3 °C for temperature,
- ± 0.1 for pH,
- ± 3% for specific conductivity,
- ± 10 for reduction-oxidation potential

Purge Volumes:

2-inch diameter well:

0.16 gal./ft x _____ (linear feet of water) = gallons of water

4-inch diameter well:

0.65 gal./ft x _____ (linear feet of water) = gallons of water

Groundwater Sampling Data Collection Sheet

Well ID:	MW-160BR	Site ID:	High's Store No. 141	Sample Date:	6-12-25
Initial DTW / Time:		Address:	19200 Middletown Rd		
Well Diameter:	8"	*Sample Method (cicle one)*	Parkton, MD		
Total Well Depth:		Low Flow	Sampling Tech(s):	J. Plummer	
Water Column Length:		Purge/sample	Weather Conditions:		
Pump Intake depth:		Grab/No Pruge	Air Temp (°F) =	Hazy 92°	

Data Collection: Low Flow

Time	DTW	Temp (°C)	Conductivity (mS/cm)	D.O. (mg/L)	pH	ORP (mV)	Flow Rate (mL/min)	Cumulative Purge Volume	Appearance of Purge Water	Comment
		± 0.3 °C	± 3%	± 10%	± 0.1	± 10				
1425	56.09	Just prior to lowering any equipment into well								
1430	56.24	After lowering equipment into the well & before turning on the pump								
1430	Purge Start Time									
1435	56.45	18.23	0.394	0.19	7.85	-104.3	300 mL/min		clear	
1440	56.55	18.63	0.391	0.14	7.81	-102.8	↓			
1445	56.65	18.90	0.391	0.13	7.80	-94.2				
1450	56.75	19.12	0.389	0.12	7.78	-90.6		2 gallons		
1455	56.85	19.30	0.389	0.11	7.74	-95.3			↓	
1500										
1500	Sample Collection Time									
	Purge StopTime									

Data Collection: Purge and Sample / Grab Sampling

Time	DTW	pH	Conductivity (mS/cm)	D.O. (mg/L)	Temp (°C)	ORP (mV)	Flow Rate (mL/min)	Cumulative Purge Volume	Appearance of Purge Water	Method of Purging
		Just prior to lowering any equipment into well								
	Sample Collection Time			Note: Unless otherwise stated, field parameters collected during purge and sample or grab sampling were collected from the well with a sonde before purging or sampling.						

General Comment & Type of Equipment Used (pumps/YSI meter/ect./caibration info): _____

Stabilization is achieved when three successive readings are within
- ± 0.3 °C for temperature,
- ± 0.1 for pH,
- ± 3% for specific conductivity,
- ± 10 for reduction-oxidation potential

Purge Volumes:
- 2-inch diameter well:
- 0.16 gal./ft x _____ (linear feet of water) = gallons of water
- 4-inch diameter well:
- 0.65 gal./ft x _____ (linear feet of water) = gallons of water

Groundwater Sampling Data Collection Sheet

Well ID:	MW-18B	Site ID:	High's Store No. 141	Sample Date:	6-13-25
Initial DTW / Time:		Address:	19200 Middletown Rd		
Well Diameter:	4"	*Sample Method (cicle one)*	Parkton, MD		
Total Well Depth:		(Low Flow)	Sampling Tech(s): Jeff Plummer		
Water Column Length:		Purge/sample	Weather Conditions:		
Pump Intake depth:		Grab/No Pruge	Air Temp (°F) =	Hazy 80°	

Data Collection: Low Flow

Time	DTW	Temp (°C) ± 0.3 °C	Conductivity (mS/cm) ± 3%	D.O. (mg/L) ± 10%	pH ± 0.1	ORP (mV) ± 10	Flow Rate (mL/min)	Cumulative Purge Volume	Appearance of Purge Water	Comment
0915	47.19	Just prior to lowering any equipment into well								
0925	47.30	After lowering equipment into the well & before turning on the pump								
0925	Purge Start Time									
0930	47.90	15.26	0.753	1.60	6.88	-4.0	300 mL/min		clear	
0935	48.10	15.21	0.782	1.96	6.97	-22.9	↓		↓	
0940	48.25	15.56	0.823	1.90	6.99	-31.0				
0945	48.40	14.75	0.816	1.75	6.99	-34.7				
0950	48.55	14.76	0.834	1.65	7.01	-39.0				
0955	48.69	14.82	0.843	1.63	7.00	-40.1				
1000	48.80	14.89	0.857	1.63	7.00	-41.8	↓	2.34 gallons	↓	
1005	Sample Collection Time									
	Purge StopTime									

Data Collection: Purge and Sample / Grab Sampling

Time	DTW	pH	Conductivity (mS/cm)	D.O. (mg/L)	Temp (°C)	ORP (mV)	Flow Rate (mL/min)	Cumulative Purge Volume	Appearance of Purge Water	Method of Purging
		Just prior to lowering any equipment into well								
	Sample Collection Time	Note: Unless otherwise stated, field parameters collected during purge and sample or grab sampling were collected from the well with a sonde before purging or sampling.								

General Comment & Type of Equipment Used (pumps/YSI meter/ect./caibration info): _____

Stabilization is achieved when three successive readings are within
- ± 0.3 °C for temperature,
- ± 0.1 for pH,
- ± 3% for specific conductivity,
- ± 10 for reduction-oxidation potential

Purge Volumes:
- 2-inch diameter well:
- 0.16 gal./ft x _____ (linear feet of water) = gallons of water
- 4-inch diameter well:
- 0.65 gal./ft x _____ (linear feet of water) = gallons of water

Groundwater Sampling Data Collection Sheet

Well ID:	MW-5		Site ID:	High's Store No. 141	Sample Date: 6-13-25
Initial DTW / Time:			Address:	19200 Middletown Rd	
Well Diameter:	2"	*Sample Method (cicle one)*		Parkton, MD	
Total Well Depth:		Low Flow	Sampling Tech(s):	Jeff Plummer	
Water Column Length:		Purge/sample	Weather Conditions:	Hazy 82°	
Pump Intake depth:		Grab/No Pruge	Air Temp (°F) =		

Data Collection: Low Flow

Time	DTW	Temp (°C) ± 0.3 °C	Conductivity (mS/cm) ± 3%	D.O. (mg/L) ± 10%	pH ± 0.1	ORP (mV) ± 10	Flow Rate (mL/min)	Cumulative Purge Volume	Appearance of Purge Water	Comment
1025	38.92	Just prior to lowering any equipment into well								
1030	38.87	After lowering equipment into the well & before turning on the pump								
1030	Purge Start Time									
1035	40.47	17.19	0.496	2.12	6.51	-29.3	300 ml	/min	clear	
1040	40.96	17.44	0.458	1.72	6.43	-37.1	↓		↓	
1045	41.11	17.76	0.451	1.65	6.39	-41.5				
1050	41.28	17.54	0.444	1.69	6.37	-42.7				
1055	41.42	17.52	0.436	1.60	6.34	-42.3	↓	2gallons	↓	
1100	Sample Collection Time									
	Purge StopTime									

Data Collection: Purge and Sample / Grab Sampling

Time	DTW	pH	Conductivity (mS/cm)	D.O. (mg/L)	Temp (°C)	ORP (mV)	Flow Rate (mL/min)	Cumulative Purge Volume	Appearance of Purge Water	Method of Purging
		Just prior to lowering any equipment into well								
	Sample Collection Time			Note: Unless otherwise stated, field parameters collected during purge and sample or grab sampling were collected from the well with a sonde before purging or sampling.						

General Comment & Type of Equipment Used (pumps/YSI meter/ect./caibration info):

Stabilization is achieved when three successive readings are within
- ± 0.3 °C for temperature,
- ± 0.1 for pH,
- ± 3% for specific conductivity,
- ± 10 for reduction-oxidation potential

Purge Volumes:
- 2-inch diameter well:
- 0.16 gal./ft x _____ (linear feet of water) = gallons of water
- 4-inch diameter well:
- 0.65 gal./ft x _____ (linear feet of water) = gallons of water

INSTRUMENT CALIBRATION REPORT

Pine Environmental Services LLC
797 Cromwell Park Dr.
Suite Q
Glen Burnie, MD 21061

Pine Environmental Services, Inc.

Instrument ID 4422
Description YSI 556
Calibrated 6/5/2025 10:51:53AM

Manufacturer YSI
Model Number 556
Serial Number/ Lot Number 04L1385AM
Location Maryland
Department

State Certified
Status Pass
Temp °C 23
Humidity % 59

Calibration Specifications

Group # 1
Group Name PH
Stated Accy Pct of Reading
Range Acc % 0.0000
Reading Acc % 3.0000
Plus/Minus 0.00

Nom In Val / In Val	In Type	Out Val	Out Type	Fnd As	Lft As	Dev%	Pass/Fail
7.00 / 7.00	PH	7.00	PH	7.11	7.00	0.00%	Pass
4.00 / 4.00	PH	4.00	PH	4.43	4.00	0.00%	Pass
10.00 / 10.00	PH	10.00	PH	9.48	10.00	0.00%	Pass

Group # 2
Group Name Conductivity
Stated Accy Pct of Reading
Range Acc % 0.0000
Reading Acc % 3.0000
Plus/Minus 0.000

Nom In Val / In Val	In Type	Out Val	Out Type	Fnd As	Lft As	Dev%	Pass/Fail
1.413 / 1.413	ms/cm	1.413	ms/cm	1.266	1.413	0.00%	Pass

Group # 3
Group Name Redox (ORP)
Stated Accy Pct of Reading
Range Acc % 0.0000
Reading Acc % 3.0000
Plus/Minus 0.00

Nom In Val / In Val	In Type	Out Val	Out Type	Fnd As	Lft As	Dev%	Pass/Fail
240.00 / 240.00	mv	240.00	mv	221.60	240.00	0.00%	Pass

Group # 4
Group Name Disolved Oxygen Span
Stated Accy Pct of Reading
Range Acc % 0.0000
Reading Acc % 3.0000
Plus/Minus 0.00

Nom In Val / In Val	In Type	Out Val	Out Type	Fnd As	Lft As	Dev%	Pass/Fail
100.00 / 100.00	%	100.00	%	92.50	100.00	0.00%	Pass

INSTRUMENT CALIBRATION REPORT

Pine Environmental Services LLC
797 Cromwell Park Dr.
Suite Q
Glen Burnie, MD 21061

Pine Environmental Services, Inc.

Instrument ID 4422
Description YSI 556
Calibrated 6/5/2025 10:51:53AM

Test Instruments Used During the Calibration (As Of Cal Entry Date)

Test Standard ID	Description	Manufacturer	Model Number	Serial Number / Lot Number	Last Cal Date/ Opened Date	Next Cal Date / Expiration Date
MD COND 1.413 4GJ1746	Conductivity Standard, 1413 µS/cm	AquaPhoenix Scientific	31986	4GJ1746	12/10/2024	10/31/2025
MD ORP 240 4GK1268	ORP Standard, 240mV	AquaPhoenix Scientific	32001	4GK1268	12/10/2024	8/31/2025
MD PH10 4GK0200	Buffer Solution pH 10.00	AquaPhoenix Scientific	32034	4GK0200	12/10/2024	11/30/2026
MD PH4 5GA0869	MD PH4 5GA0869	AquaPhoenix Scientific	32017			1/31/2027
MD PH7 4GK0202	Buffer Solution pH 7.00	AquaPhoenix Scientific	32025	4GK0202	12/10/2024	8/31/2026
MD TURB 0 NTU 24014218	MD TURB 0 NTU 24014218	AMCOCLEAR	8483	24014218		9/30/2025
MD TURB 126 NTU 24E24012288	MD TURB 126 NTU 24E24012288	YSI	607300	24E24012288		
MD ZERO OXYGEN 4GI0230	ZERO OXYGEN STANDARD	AquaPhoenix Scientific	32241	4GI0230	9/19/2024	9/30/2025

Notes about this calibration

Calibration Result Calibration Successful
Who Calibrated Chuck Wallace

All instruments are calibrated by Pine Environmental Services LLC according to the manufacturer's specifications, but it is the customer's responsibility to calibrate and maintain this unit in accordance with the manufacturer's specifications and/or the customer's own specific needs.

Notify Pine Environmental Services LLC of any defect within 24 hours of receipt of equipment
Please call 800-301-9663 for Technical Assistance

Client/Site: Carroll Wally's

NAME: Jeff Plummer
DATE: 6-10-25
COMPANY: GES

Potable Sampling Log

Address	Who granted access / Access letter Signed	Flush Location	Flush initiation time	Flush length (mins)	EFF (time)	MID (time)	INF / Non POET (time)	Totalizer Reading (gals)	Non POET Sample Location / General Notes
1606 Rayville	Mr. Martin	utility sink	0900	10	0910	0915	0920	225089	Confirmed POET online
	* 6-11-25 *								
1612 Rayville	Scotty Fissel	POET system	1520	10	–	–	1530	253600	Confirmed POET online
	* 6-13-25								
19200 Middletown PW-01	Jerry Phillips	Sample port	1130	10			1140	1910330	
PW-02	↓	psi tank	1135	10			1145	NA	
PW-03	↓	Sample port	1150	10			1200	2704033	
1608 Rayville	Jerry Phillips	psi tank	1210	10			1220	NA	

FINAL CHECK LIST:	Access Letters: [ ] DUPLICATE: [ ]	TRIP BLANK: [ ] TOTALIZER READINGS [ ]	NOTES:

L:\Projects\Carroll Fuel\Active\MD_Madonna _4101 Norrisville Rd_Highs\Project Management\Field Work Orders\Madonna Residential Sample Log.xls

APPENDIX D

Concentration Hydrographs

Appendix D

CONCENTRATION HYDROGRAPHS

High's Store #141
19200 Middletown Rd., Parkton, MD

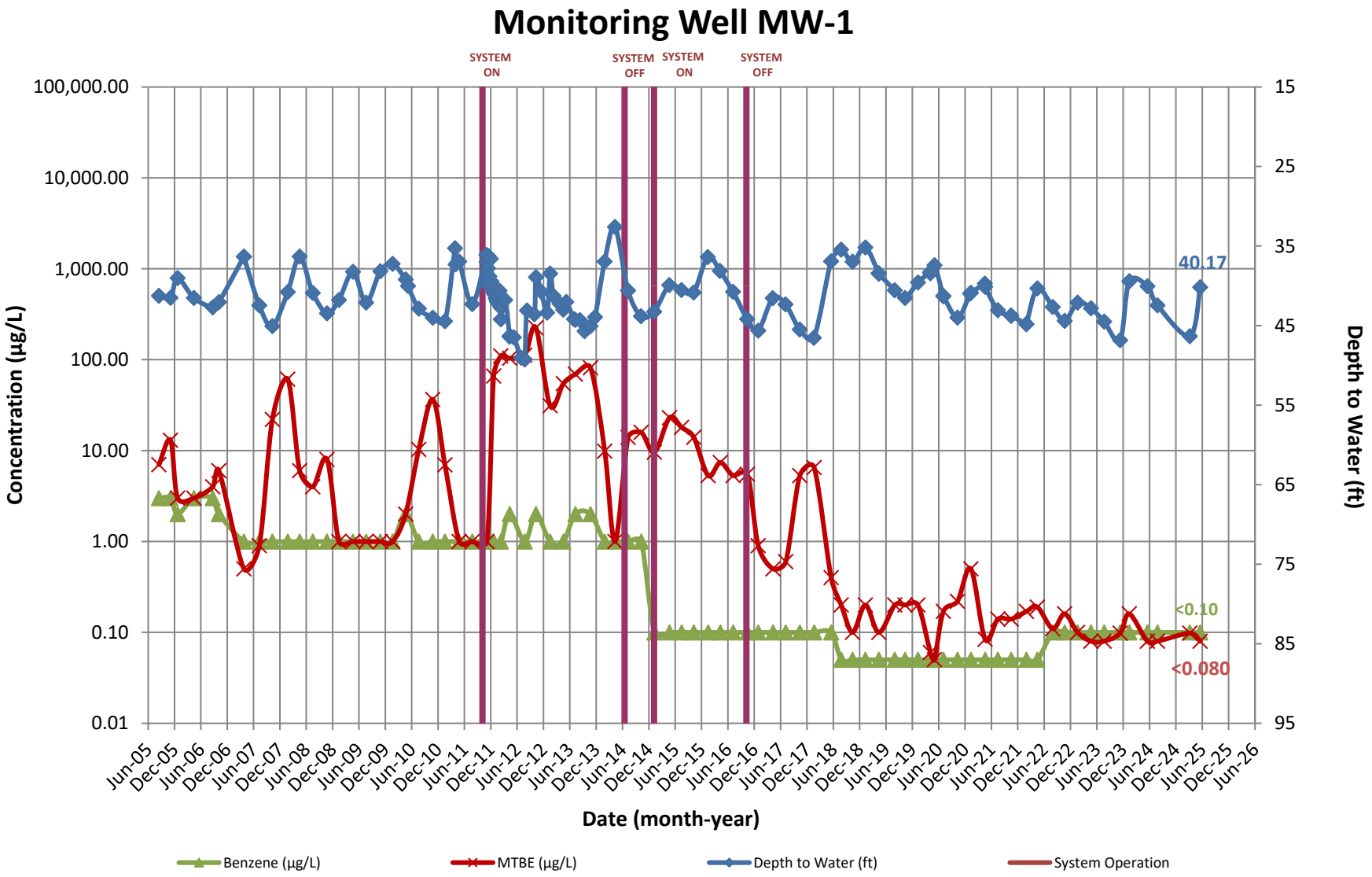

Appendix D

CONCENTRATION HYDROGRAPHS

High's Store #141
19200 Middletown Rd., Parkton, MD

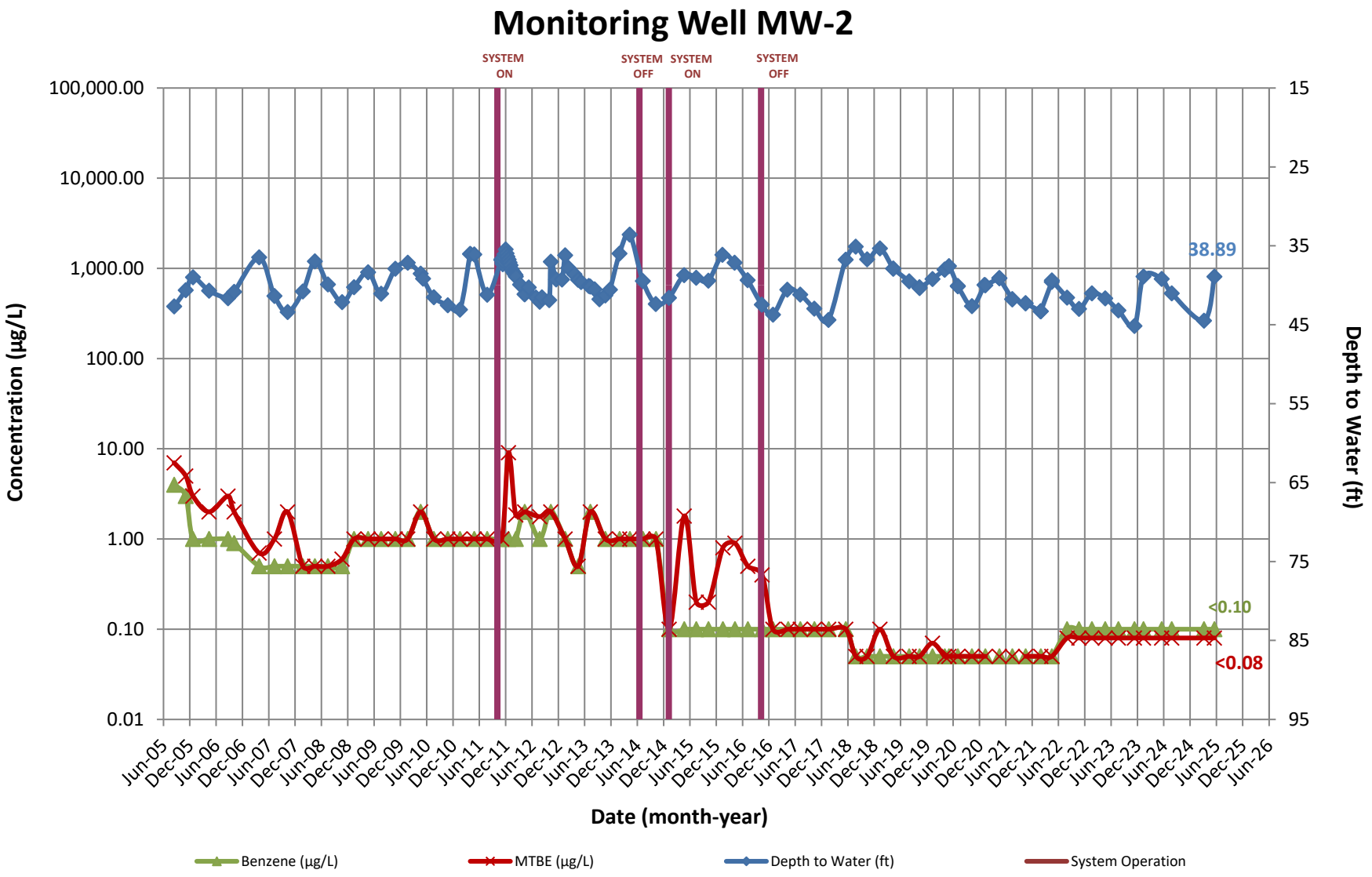

Appendix D

CONCENTRATION HYDROGRAPHS

High's Store #141
19200 Middletown Rd., Parkton, MD

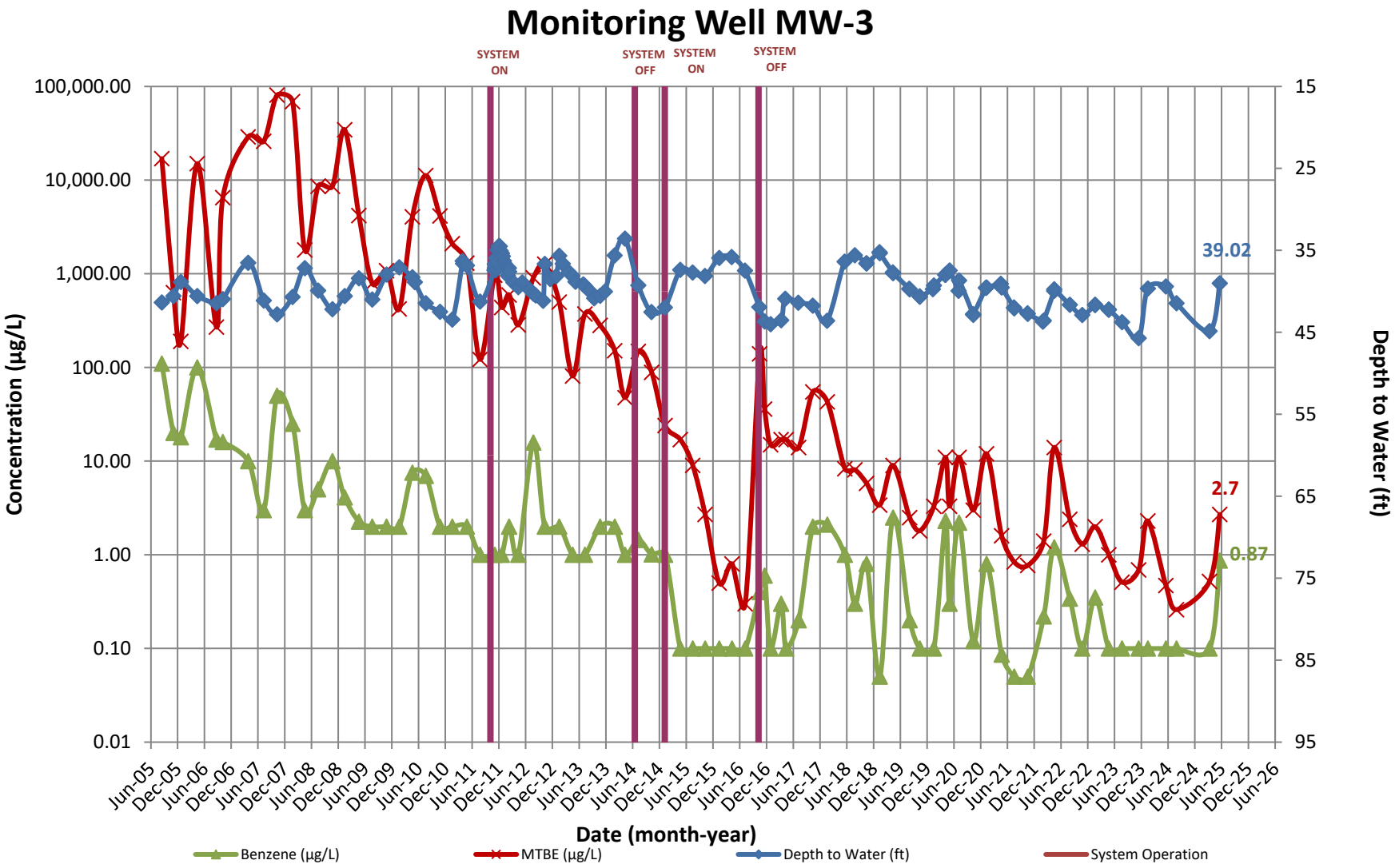

Appendix D

CONCENTRATION HYDROGRAPHS

High's Store #141
19200 Middletown Rd., Parkton, MD

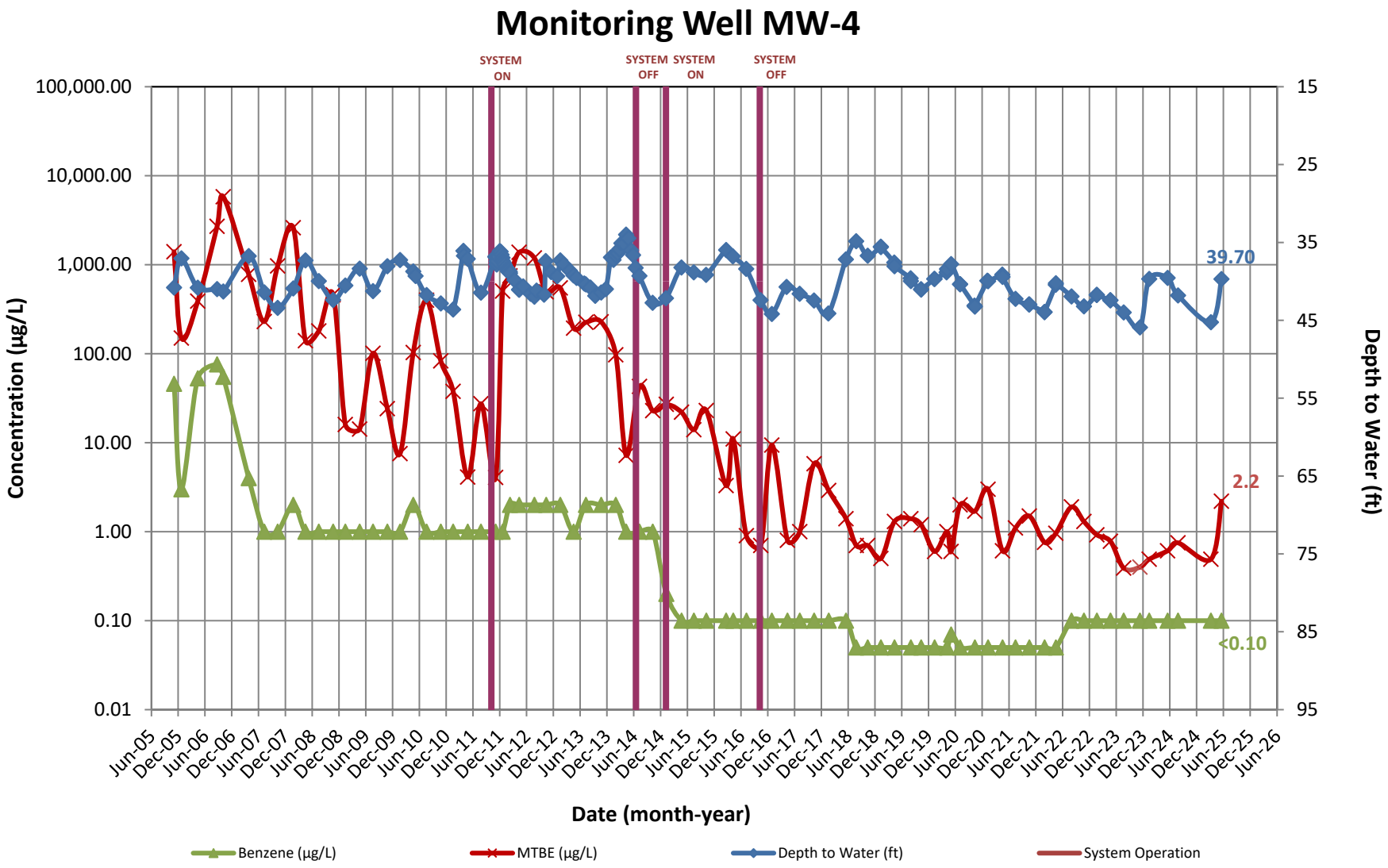

Appendix D

CONCENTRATION HYDROGRAPHS

High's Store #141
19200 Middletown Rd., Parkton, MD

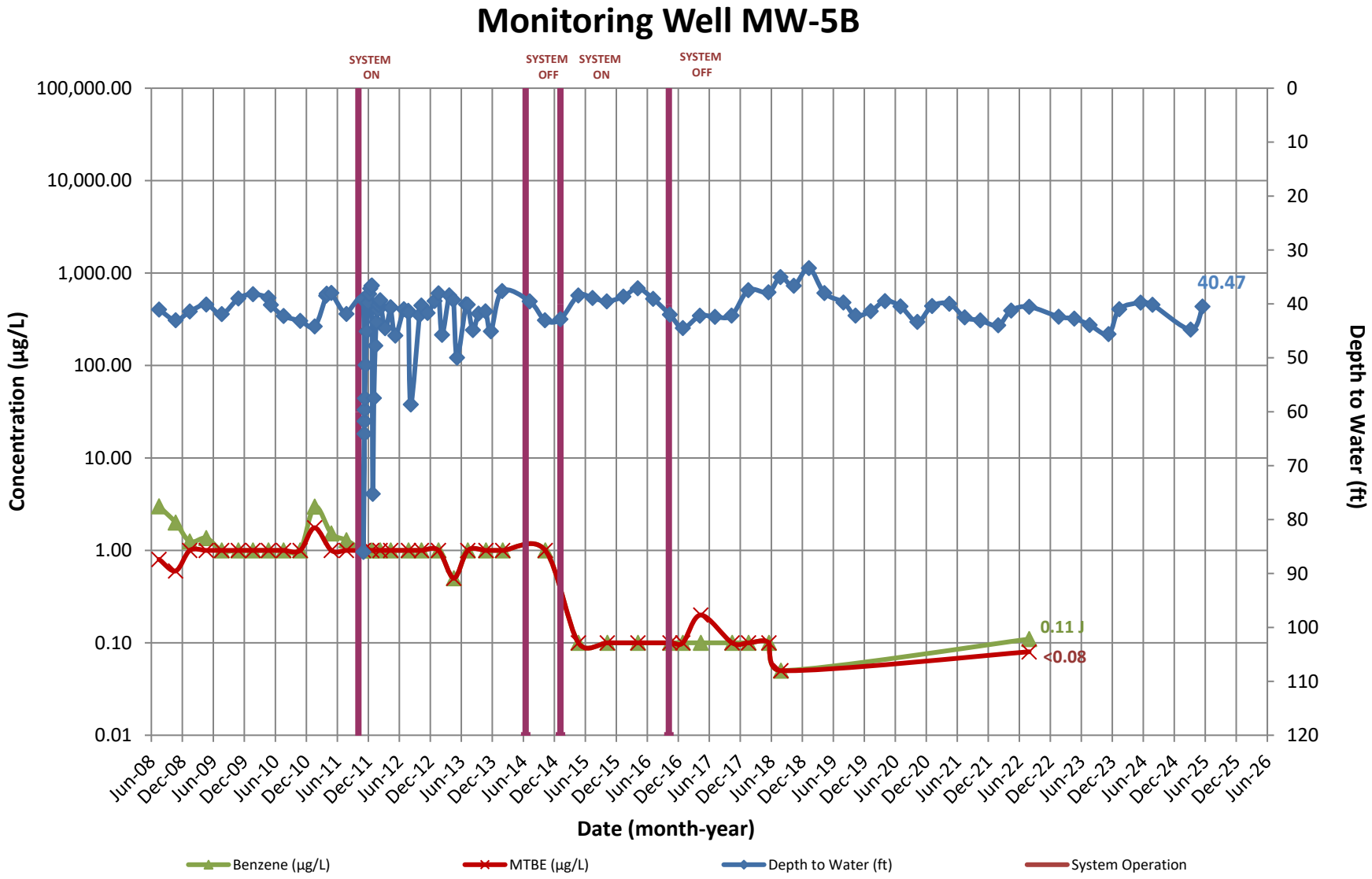

Appendix D

CONCENTRATION HYDROGRAPHS

High's Store #141
19200 Middletown Rd., Parkton, MD

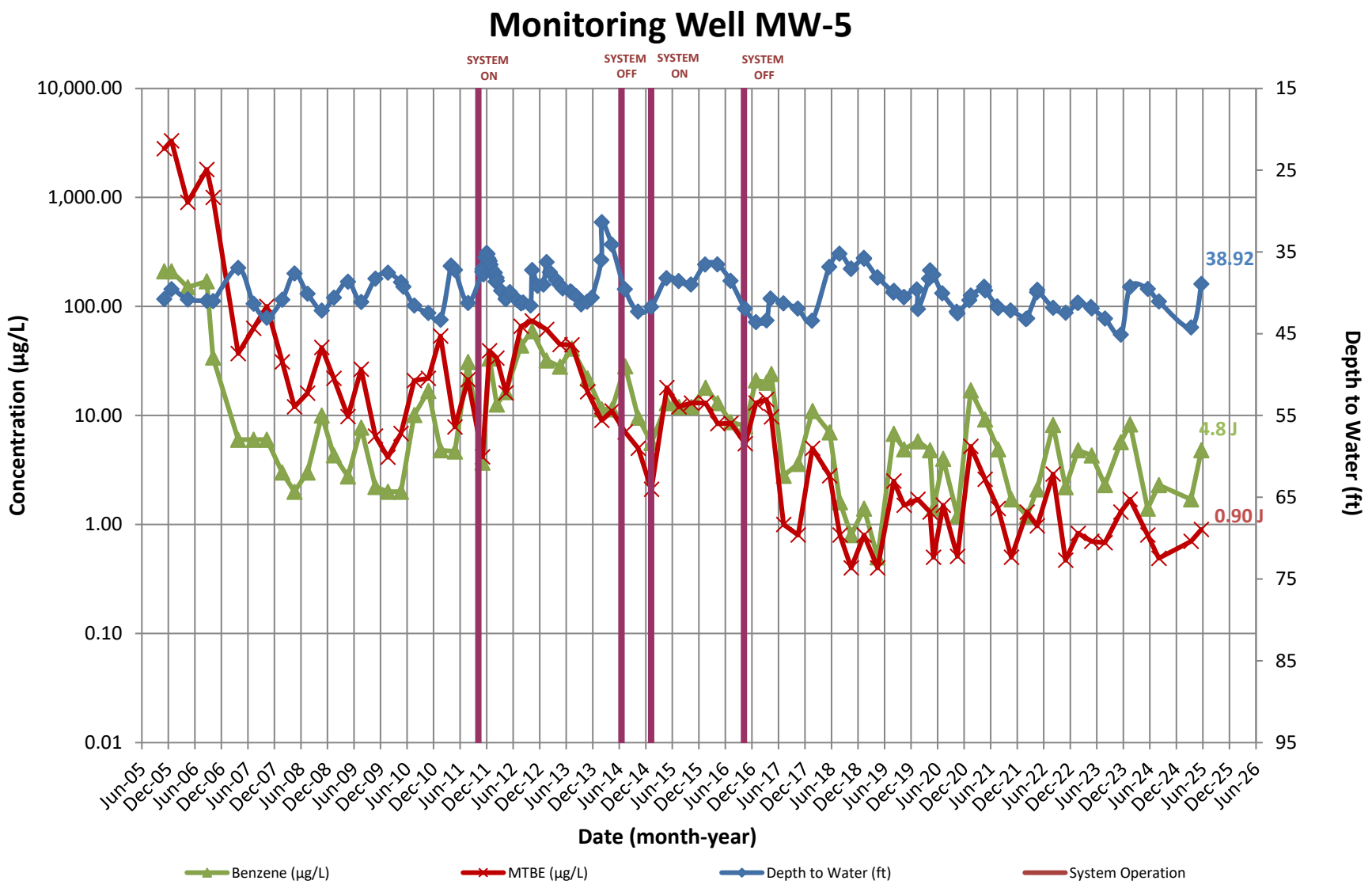

Appendix D

CONCENTRATION HYDROGRAPHS

High's Store #141
19200 Middletown Rd., Parkton, MD

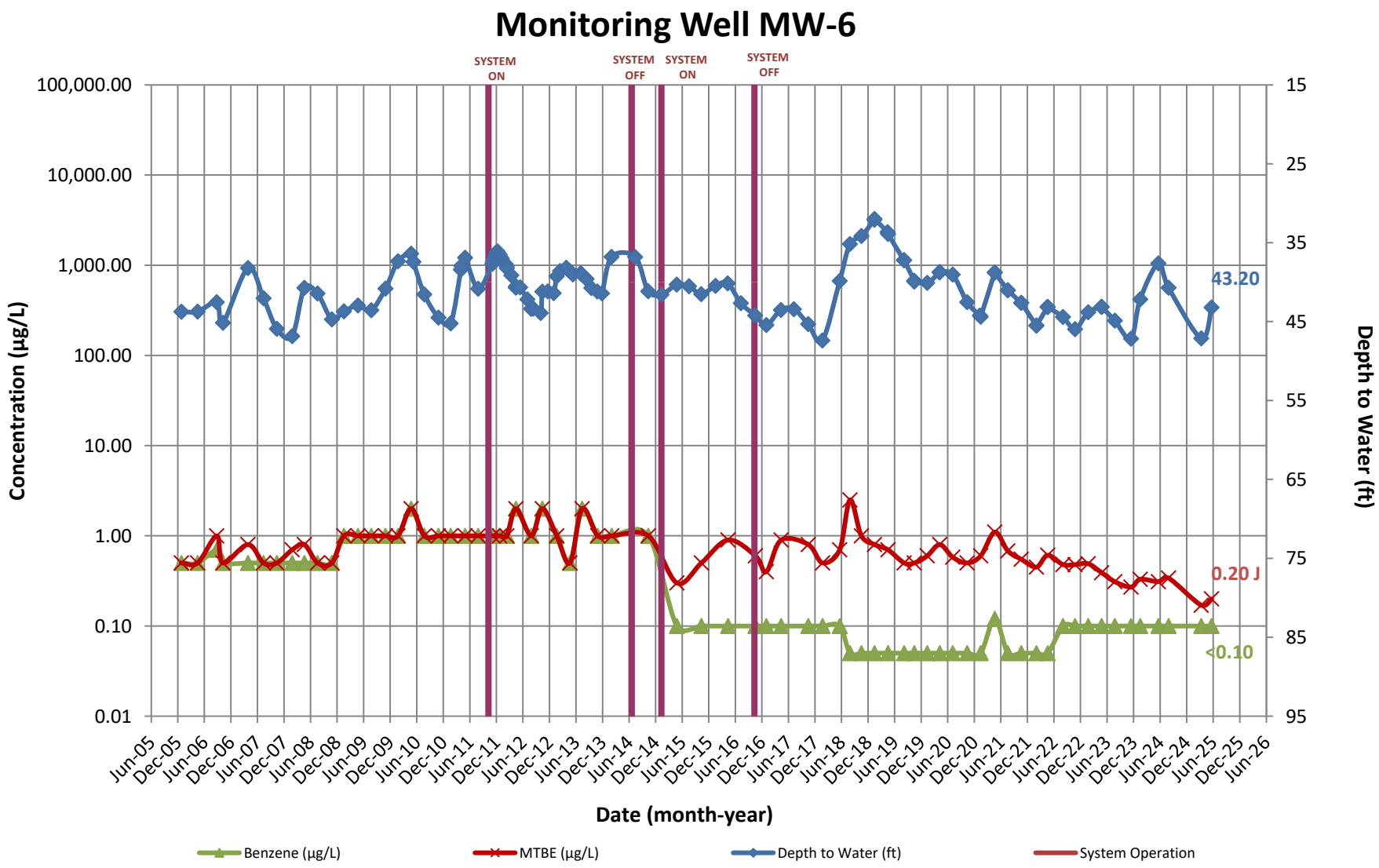

Appendix D

CONCENTRATION HYDROGRAPHS

High's Store #141
19200 Middletown Rd., Parkton, MD

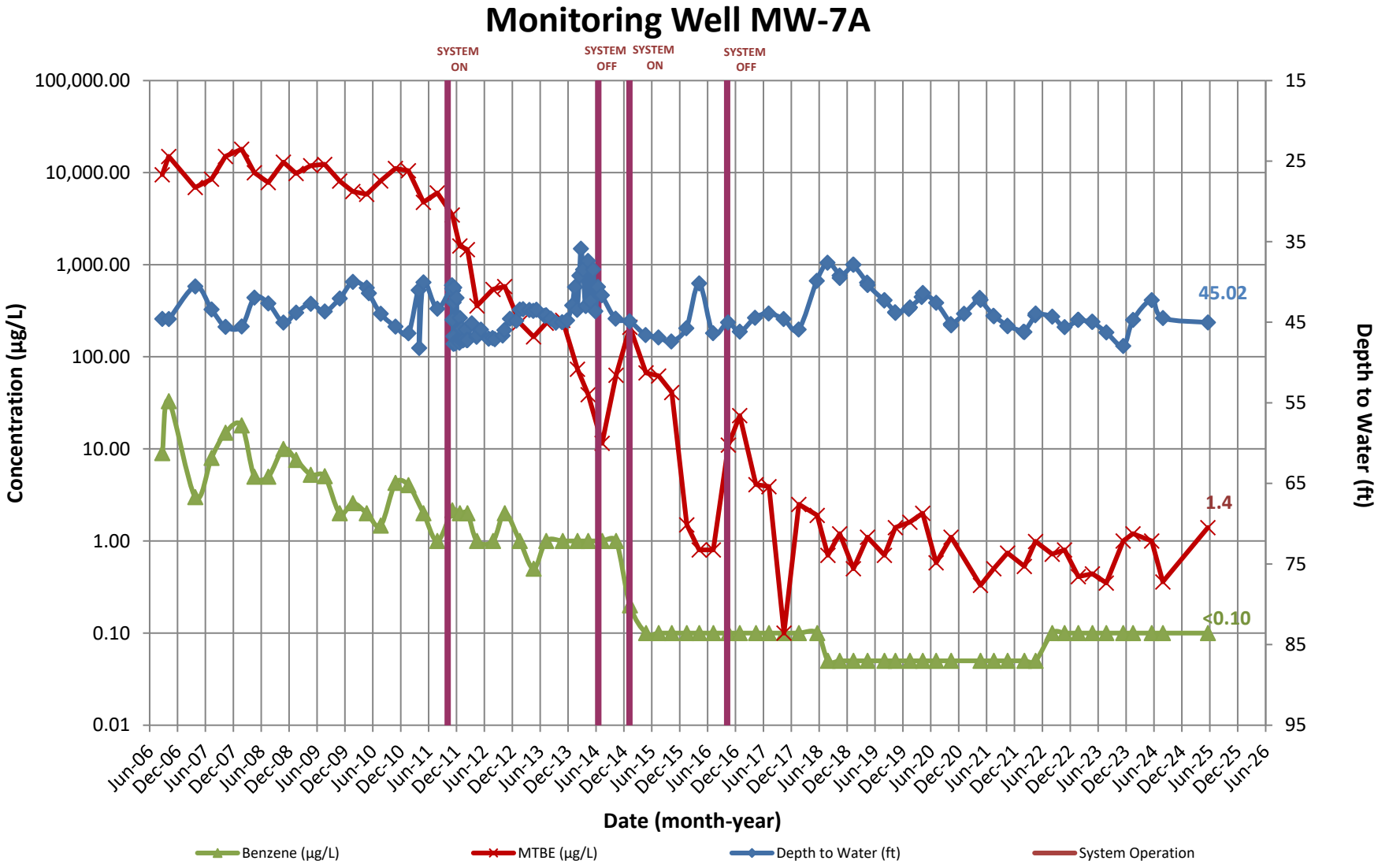

Appendix D

CONCENTRATION HYDROGRAPHS

High's Store #141
19200 Middletown Rd., Parkton, MD

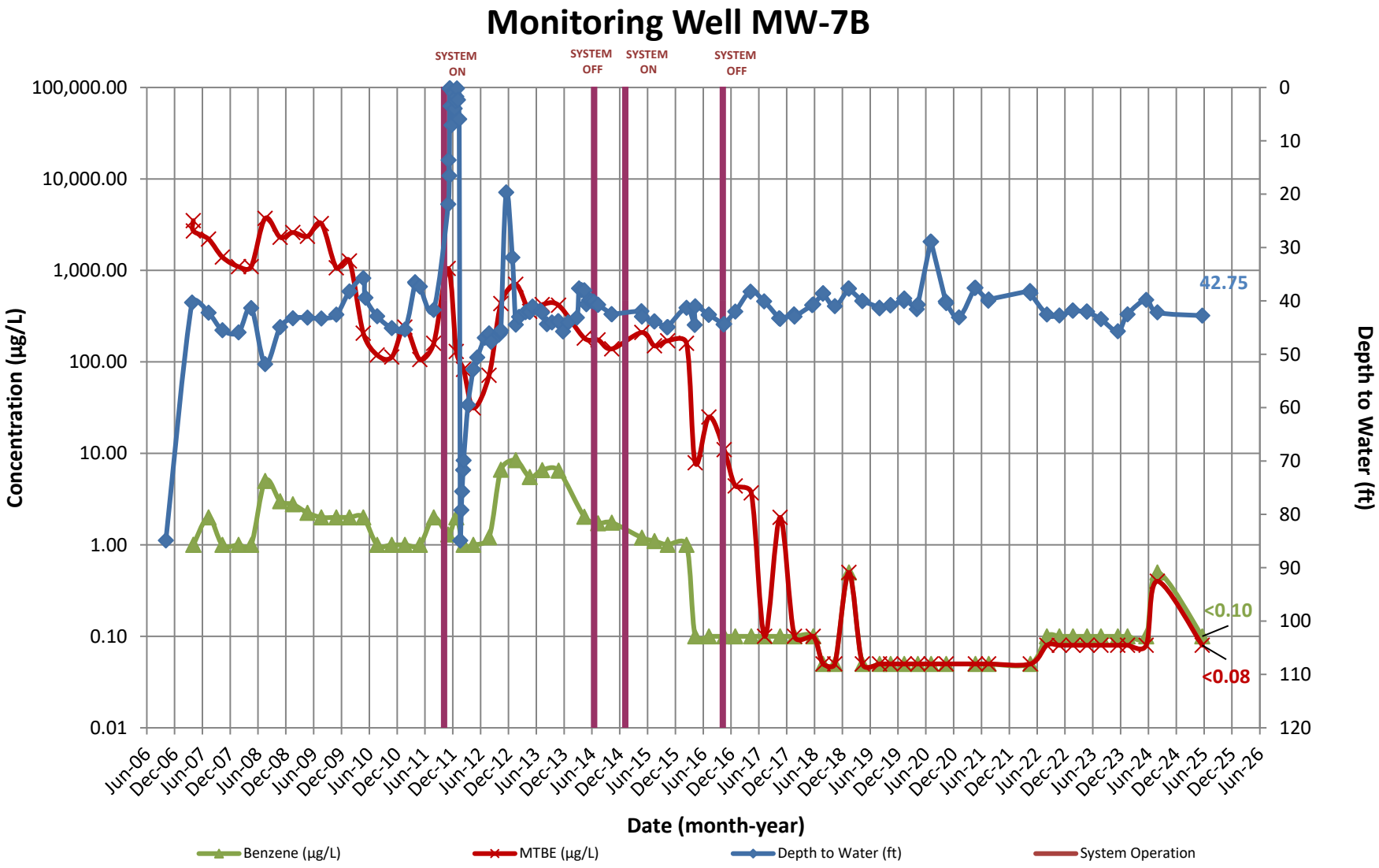

Appendix D

CONCENTRATION HYDROGRAPHS

High's Store #141
19200 Middletown Rd., Parkton, MD

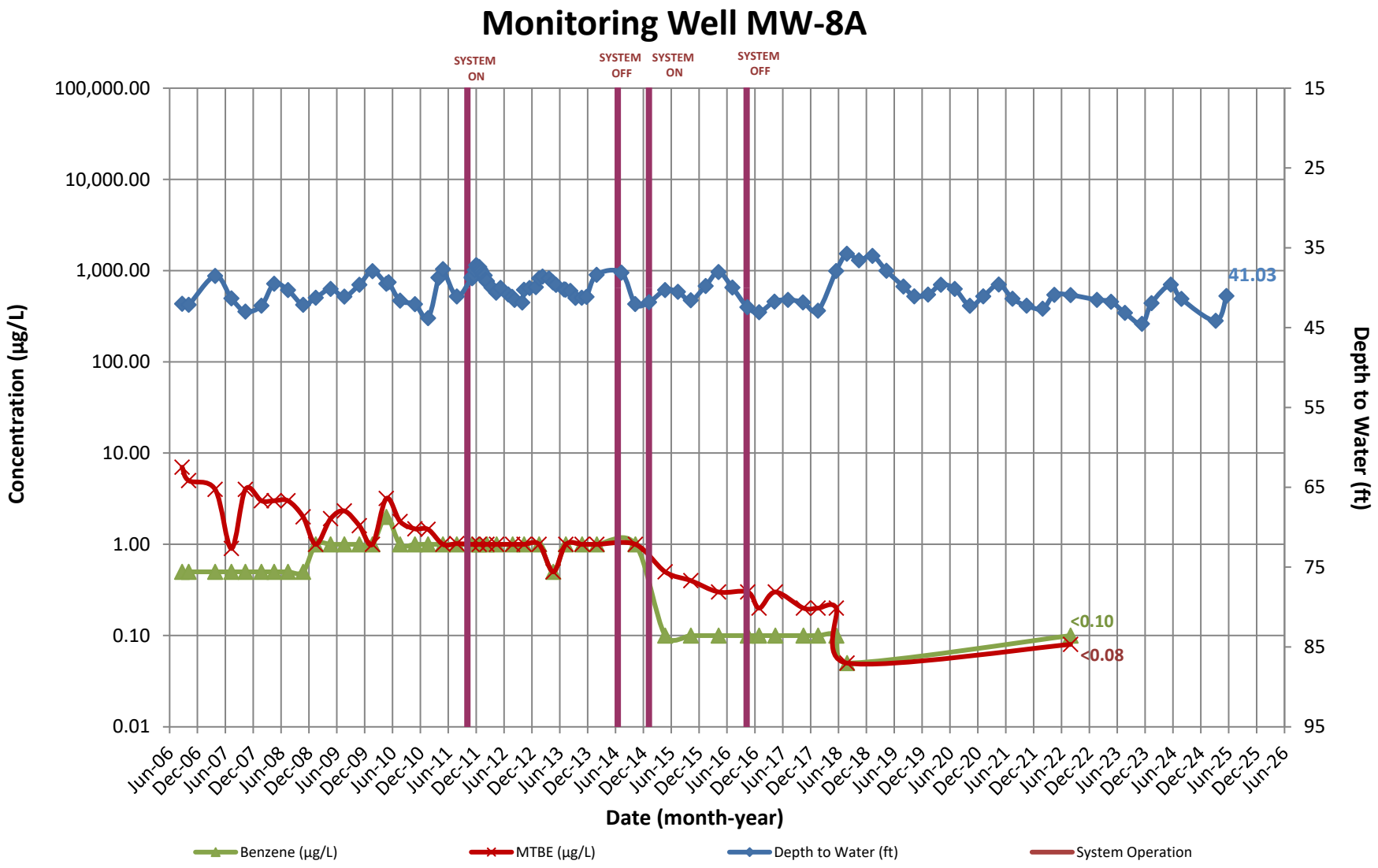

Appendix D

CONCENTRATION HYDROGRAPHS

High's Store #141
19200 Middletown Rd., Parkton, MD

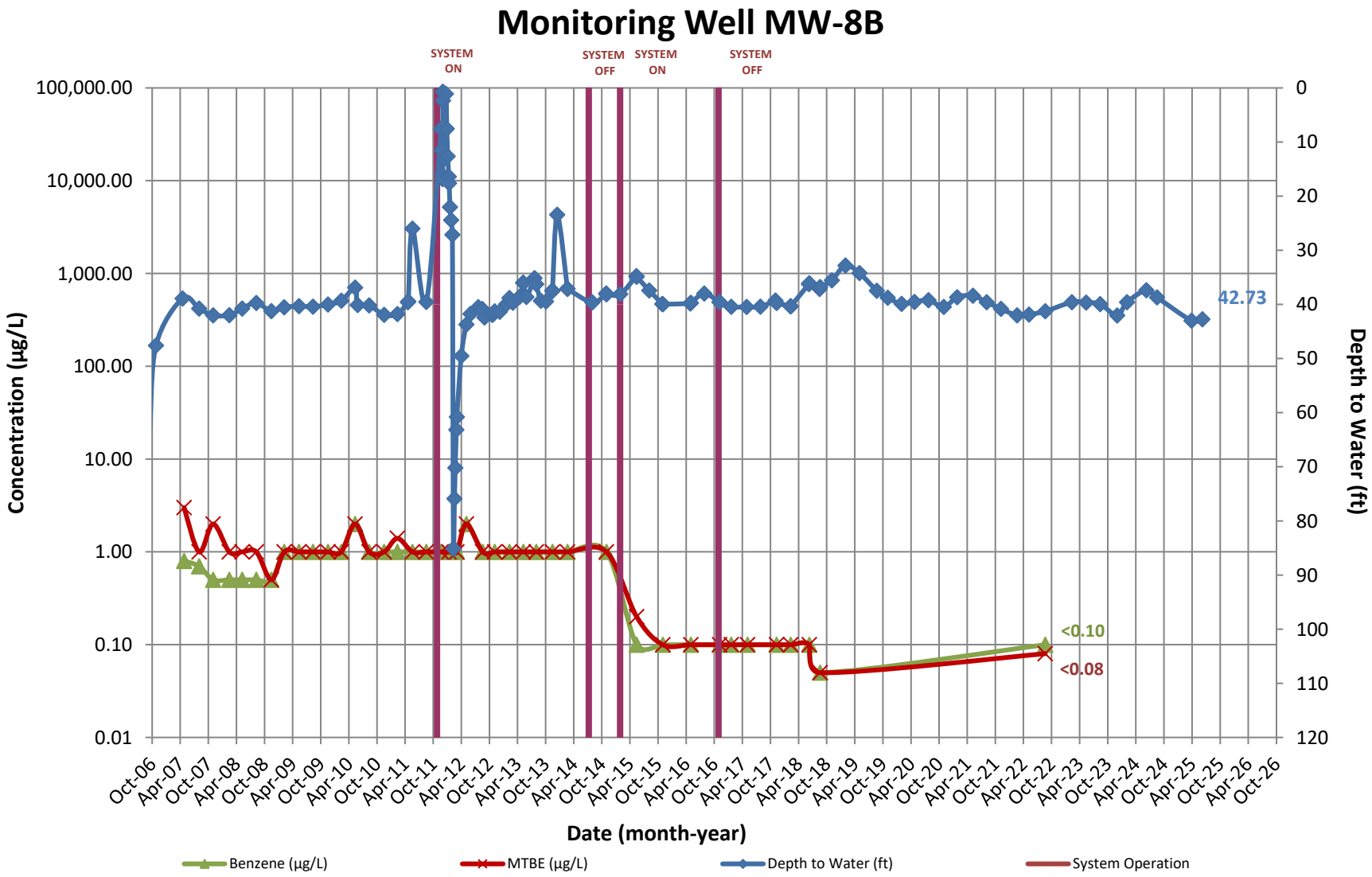

Appendix D

CONCENTRATION HYDROGRAPHS

High's Store #141
19200 Middletown Rd., Parkton, MD

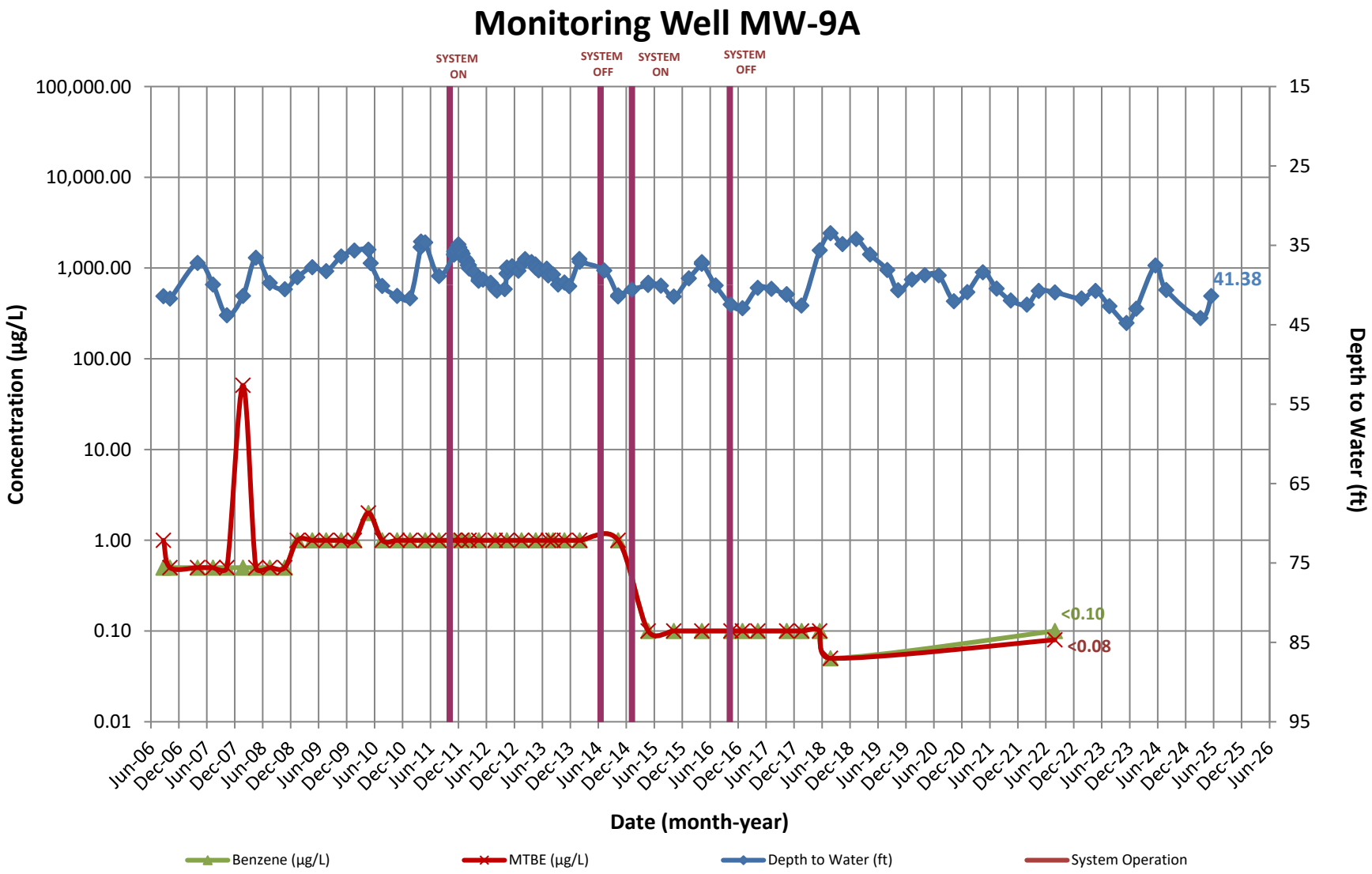

Appendix D

CONCENTRATION HYDROGRAPHS

High's Store #141
19200 Middletown Rd., Parkton, MD

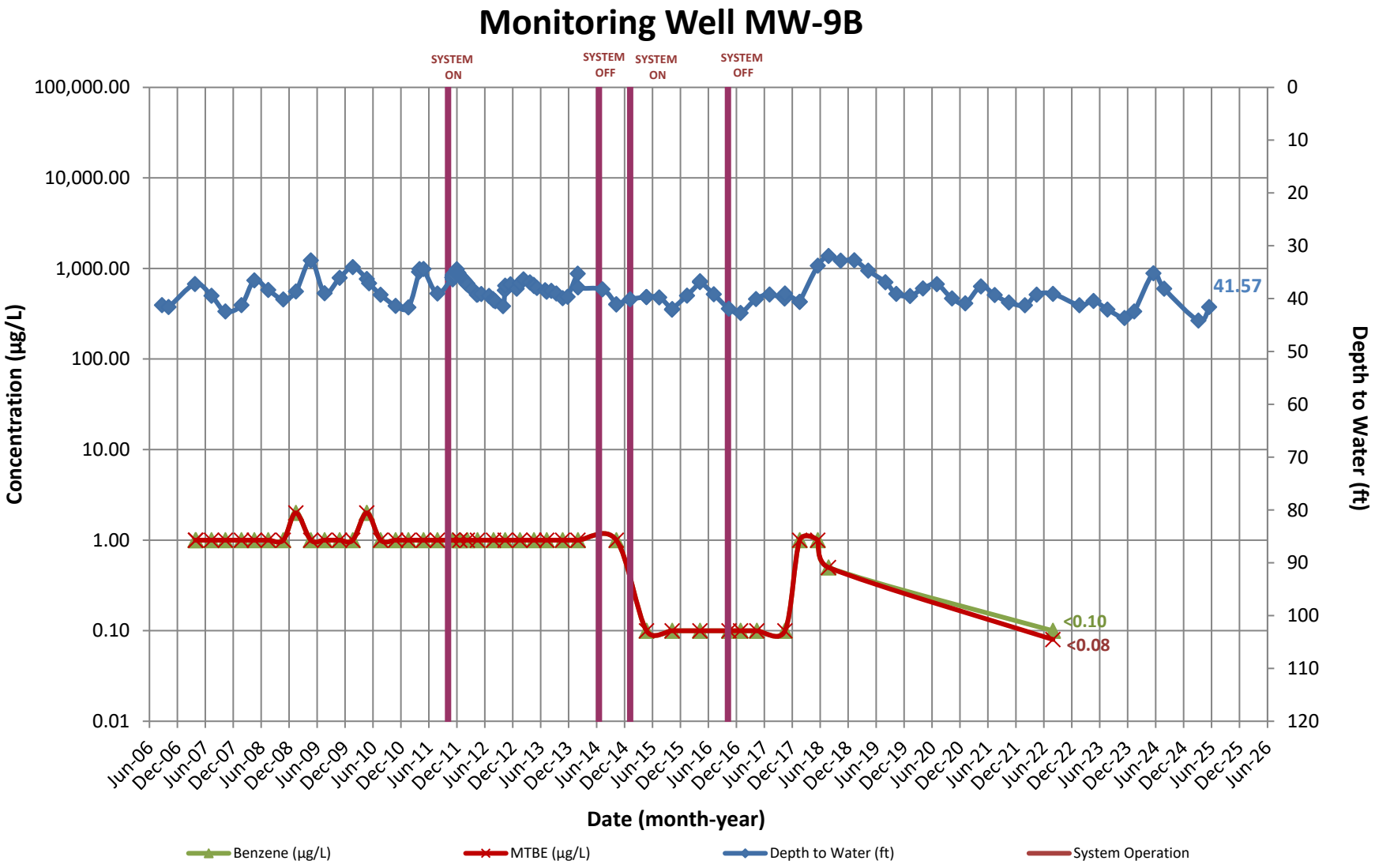

Appendix D

CONCENTRATION HYDROGRAPHS

High's Store #141
19200 Middletown Rd., Parkton, MD

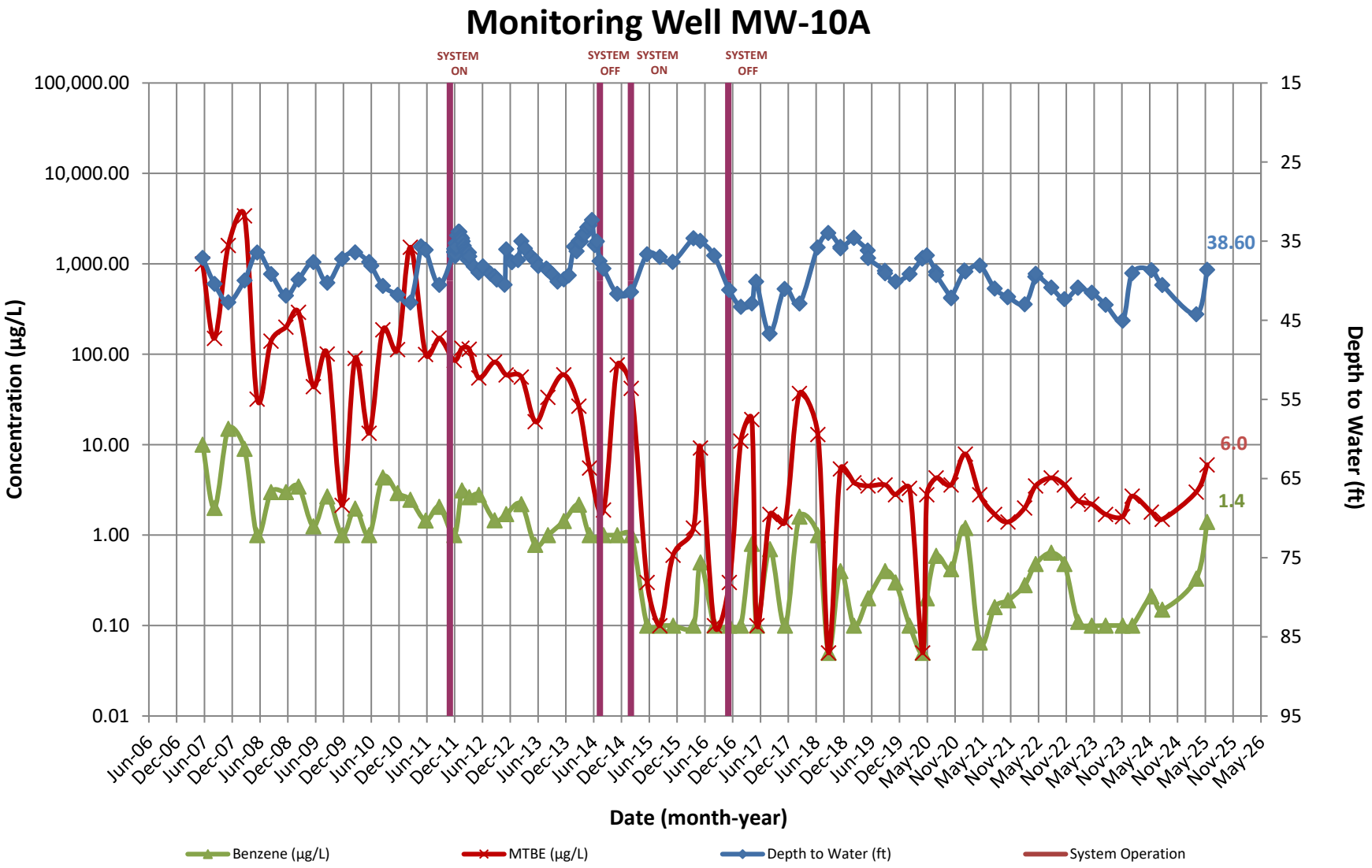

Appendix D

CONCENTRATION HYDROGRAPHS

High's Store #141
19200 Middletown Rd., Parkton, MD

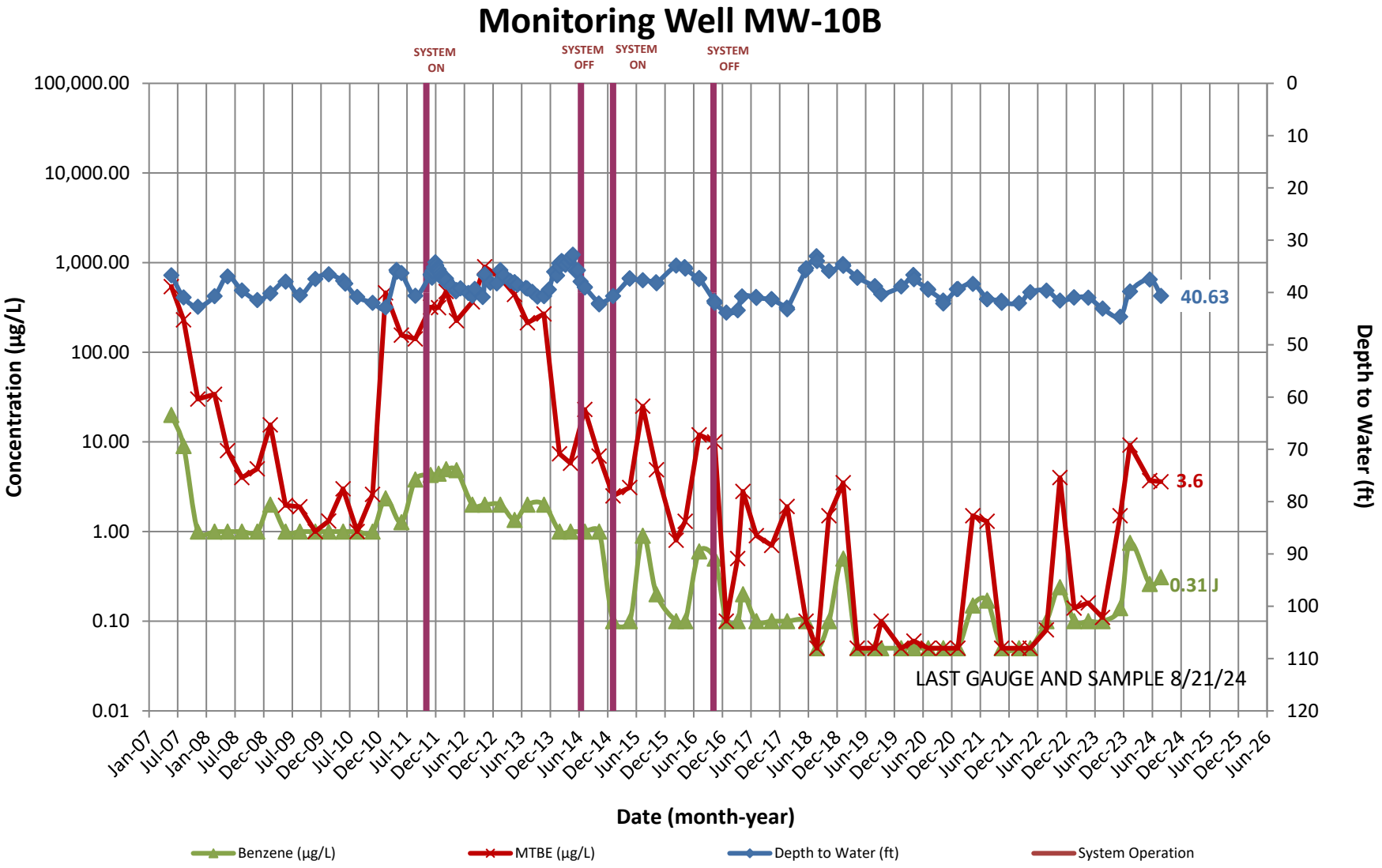

Appendix D

CONCENTRATION HYDROGRAPHS

High's Store #141
19200 Middletown Rd., Parkton, MD

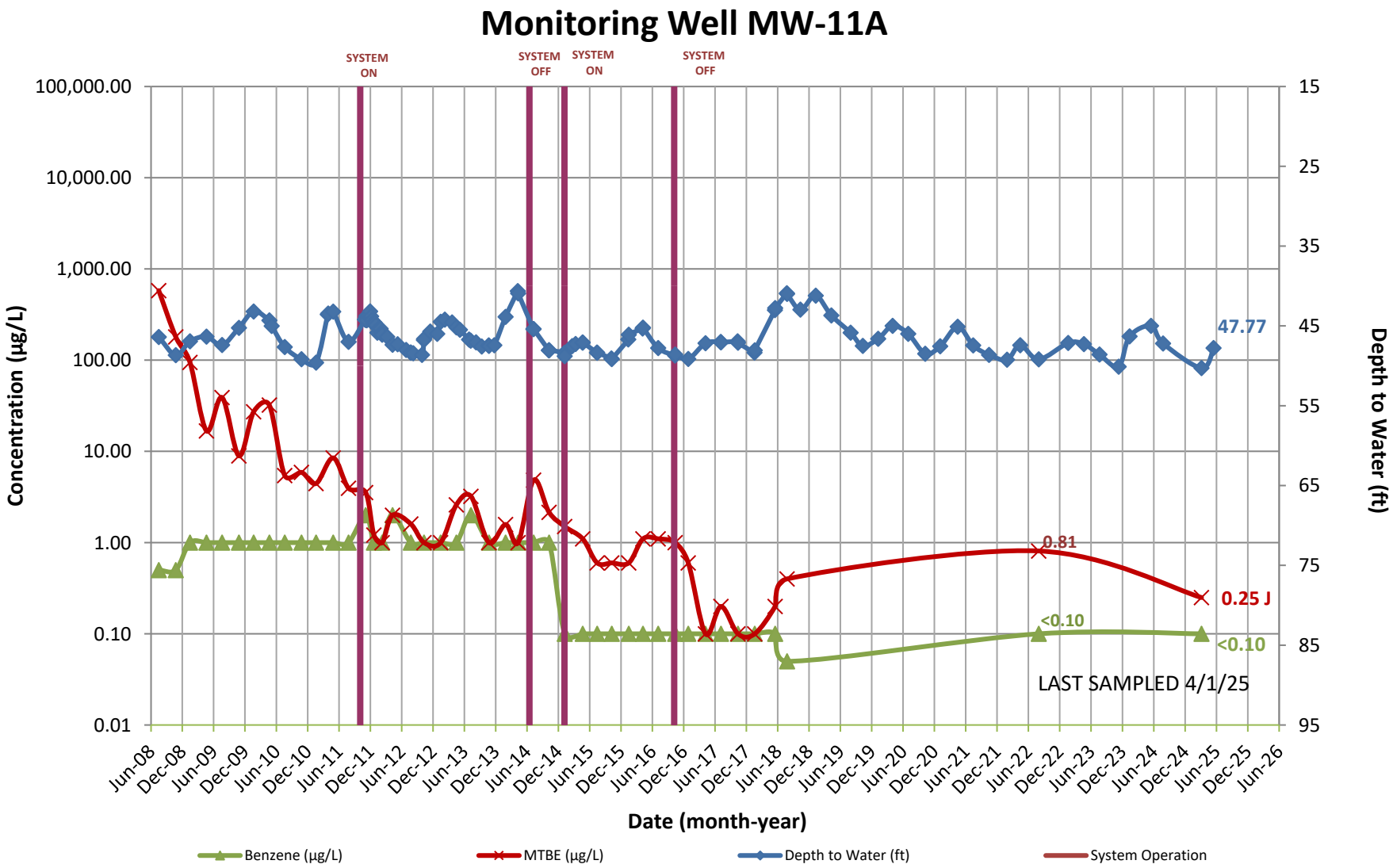

Appendix D

CONCENTRATION HYDROGRAPHS

High's Store #141
19200 Middletown Rd., Parkton, MD

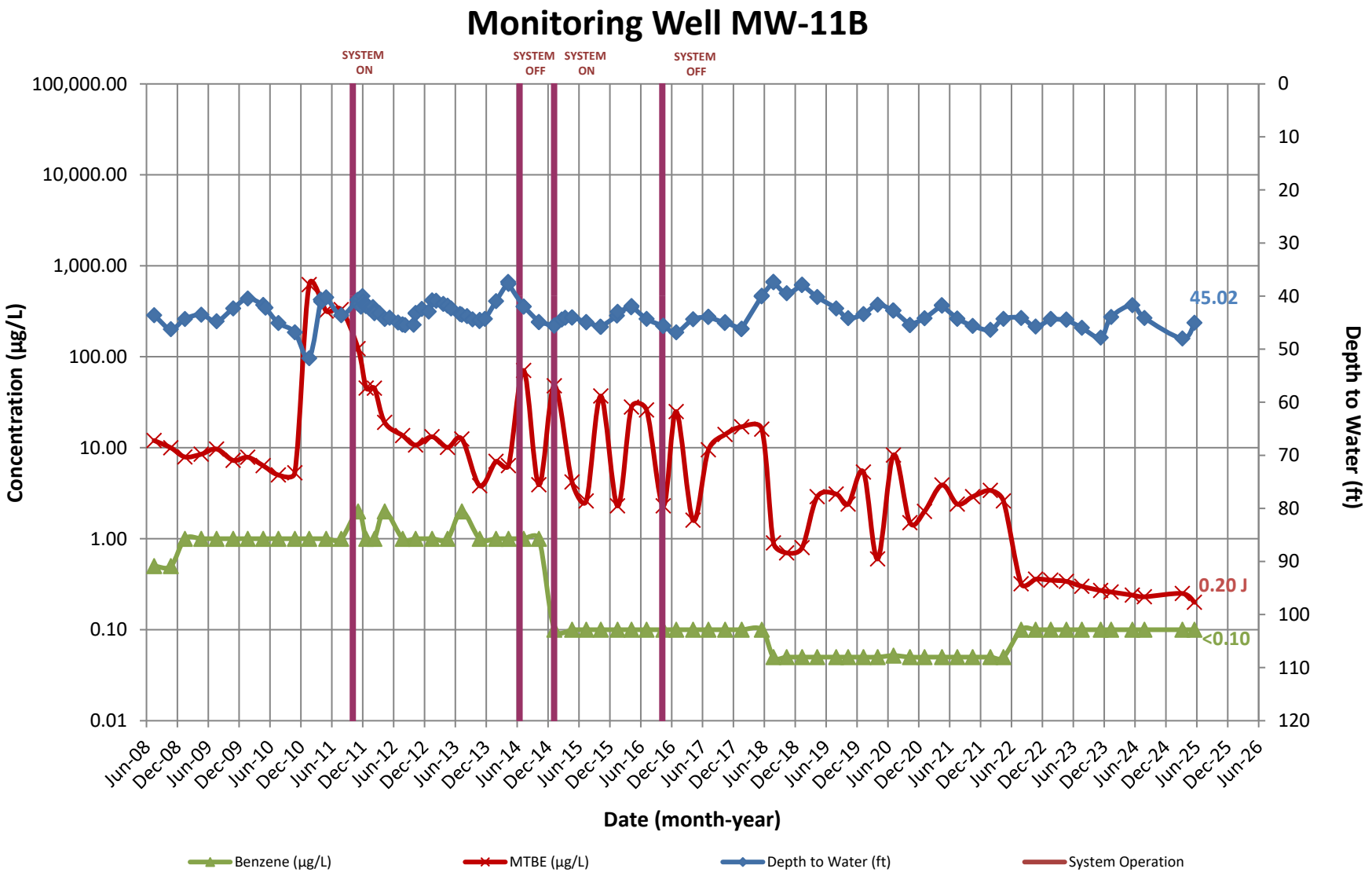

Appendix D

CONCENTRATION HYDROGRAPHS

High's Store #141
19200 Middletown Rd., Parkton, MD

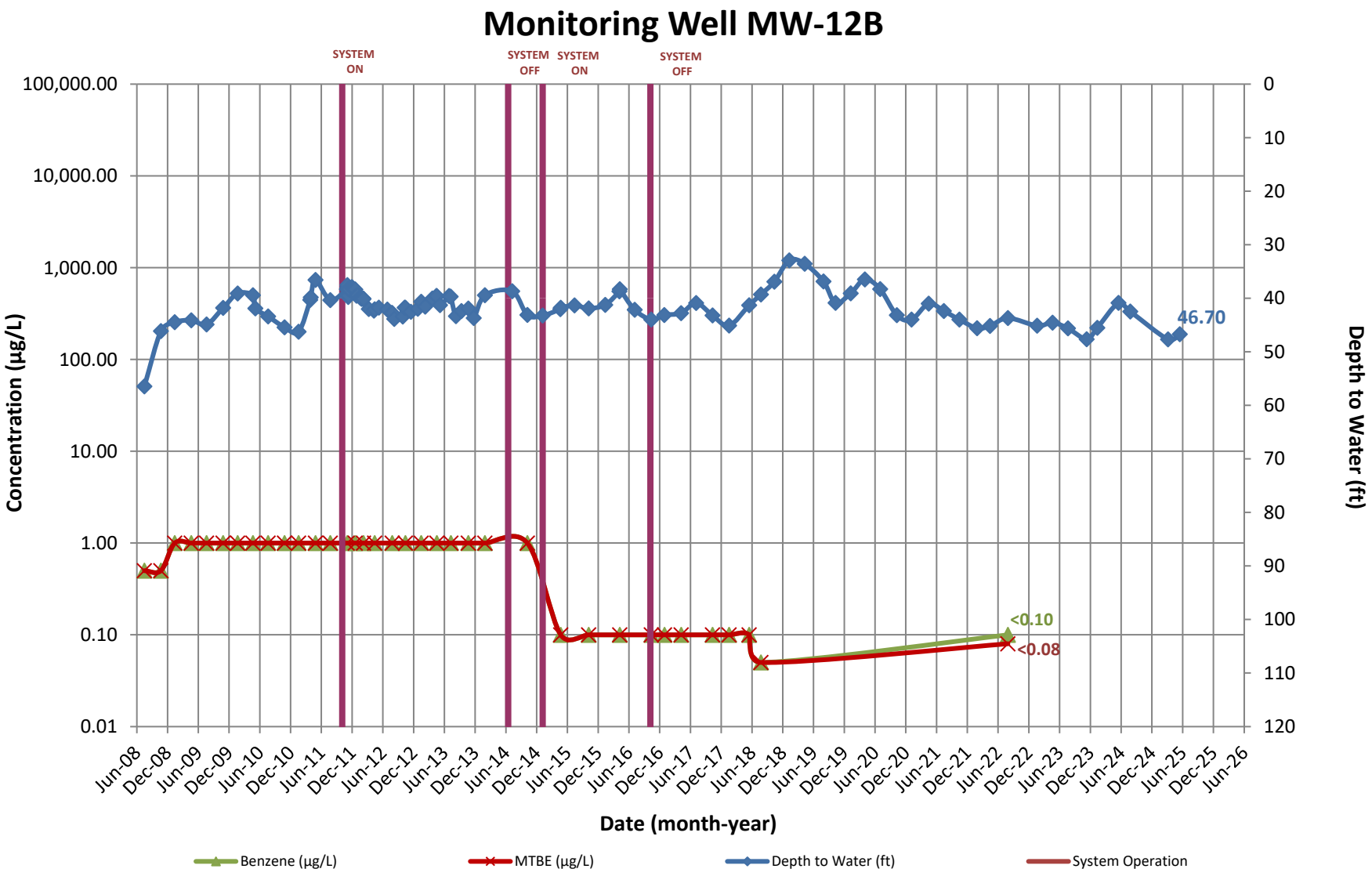

Appendix D

CONCENTRATION HYDROGRAPHS

High's Store #141
19200 Middletown Rd., Parkton, MD

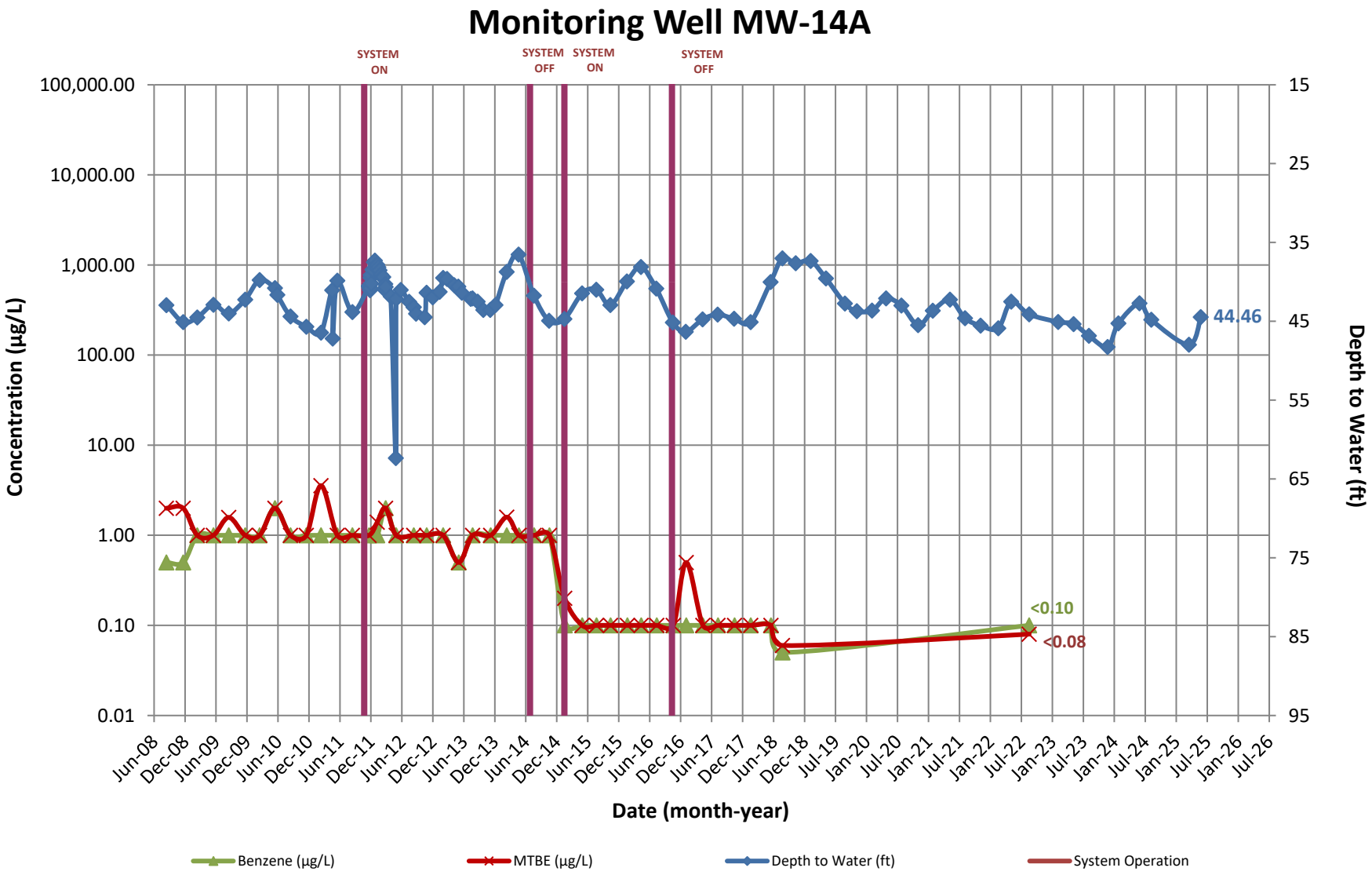

Appendix D

CONCENTRATION HYDROGRAPHS

High's Store #141
19200 Middletown Rd., Parkton, MD

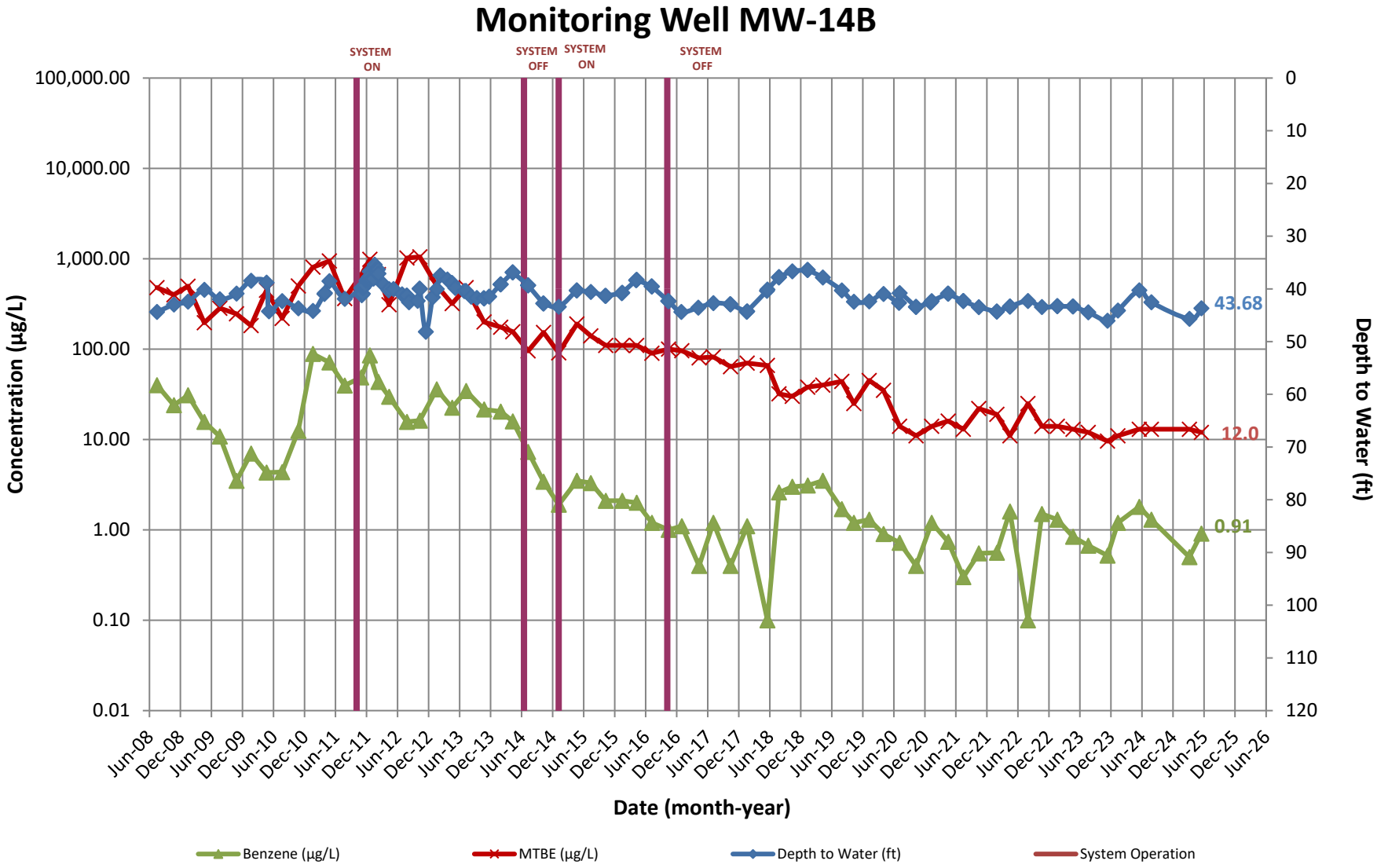

Appendix D

CONCENTRATION HYDROGRAPHS

High's Store #141
19200 Middletown Rd., Parkton, MD

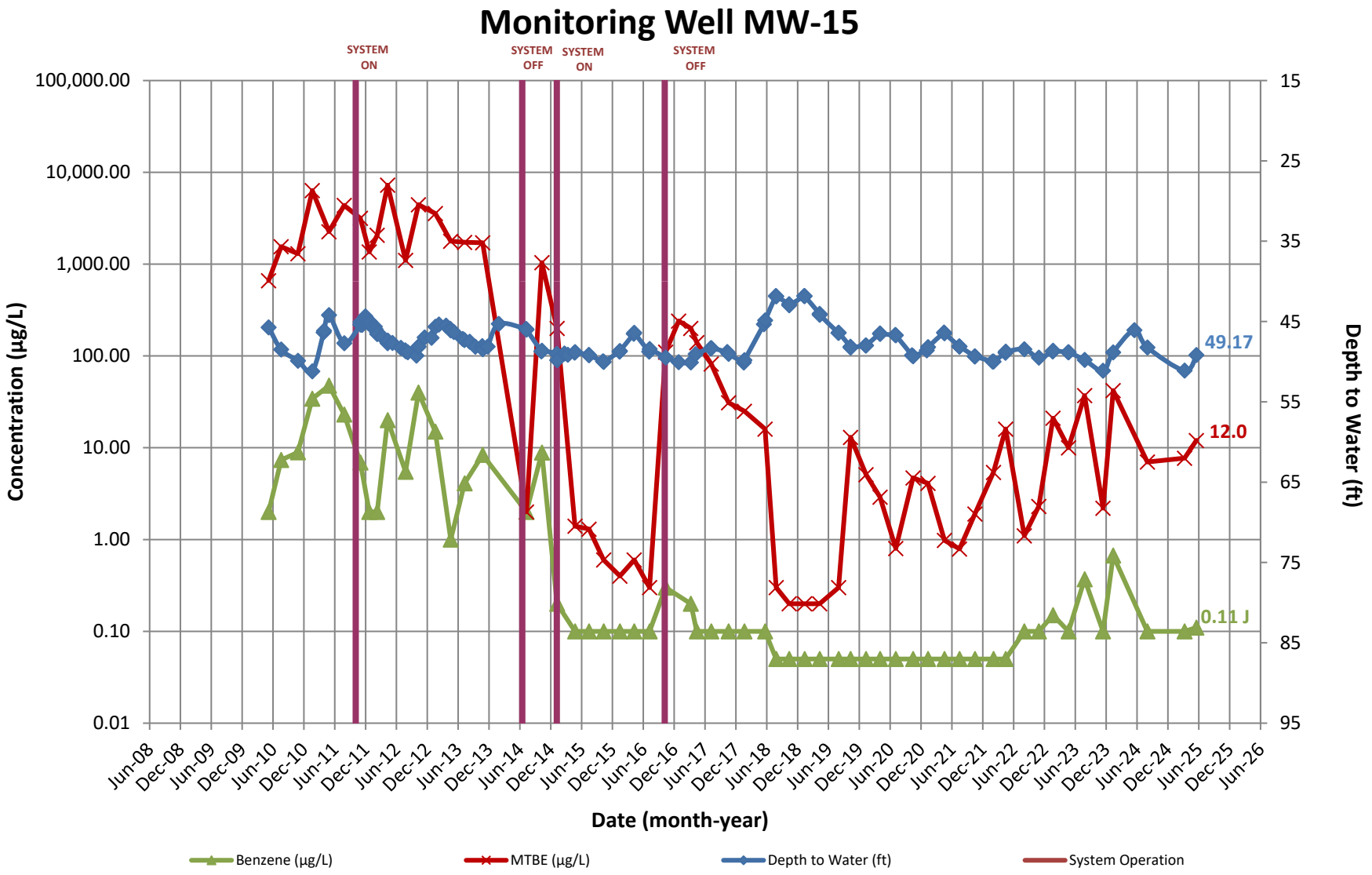

Appendix D

CONCENTRATION HYDROGRAPHS

High's Store #141
19200 Middletown Rd., Parkton, MD

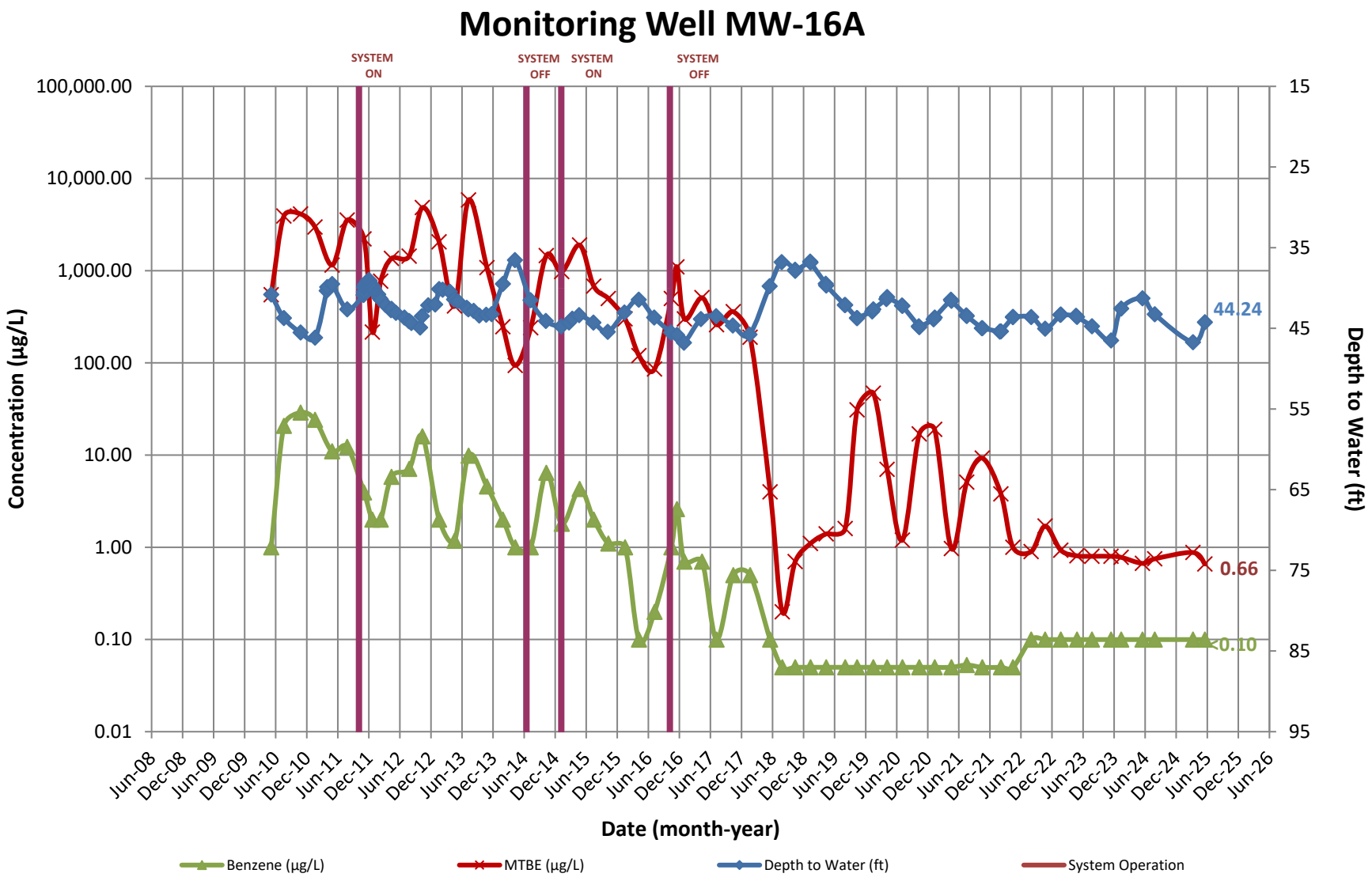

Appendix D

CONCENTRATION HYDROGRAPHS

High's Store #141
19200 Middletown Rd., Parkton, MD

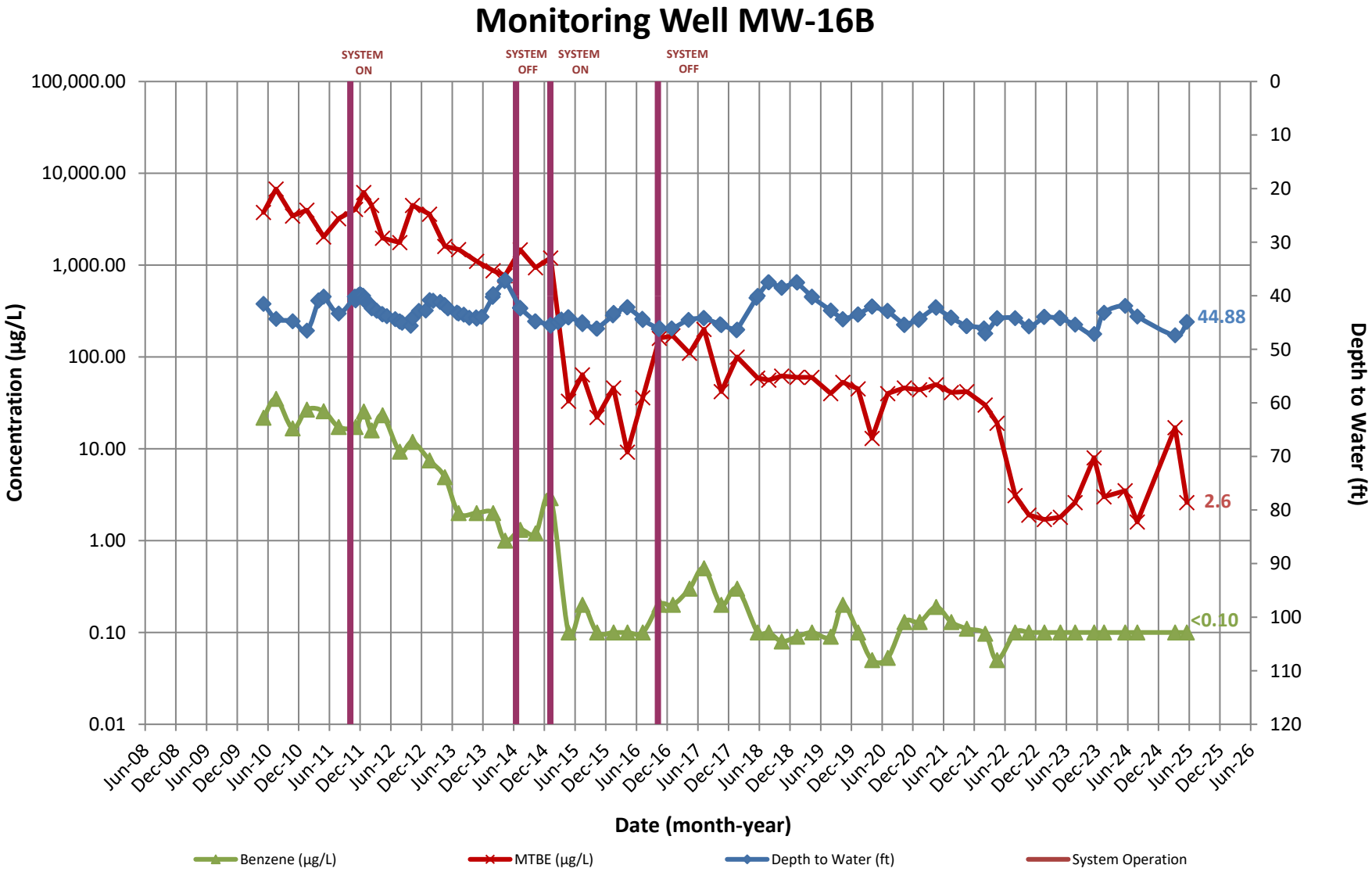

Appendix D

CONCENTRATION HYDROGRAPHS

High's Store #141
19200 Middletown Rd., Parkton, MD

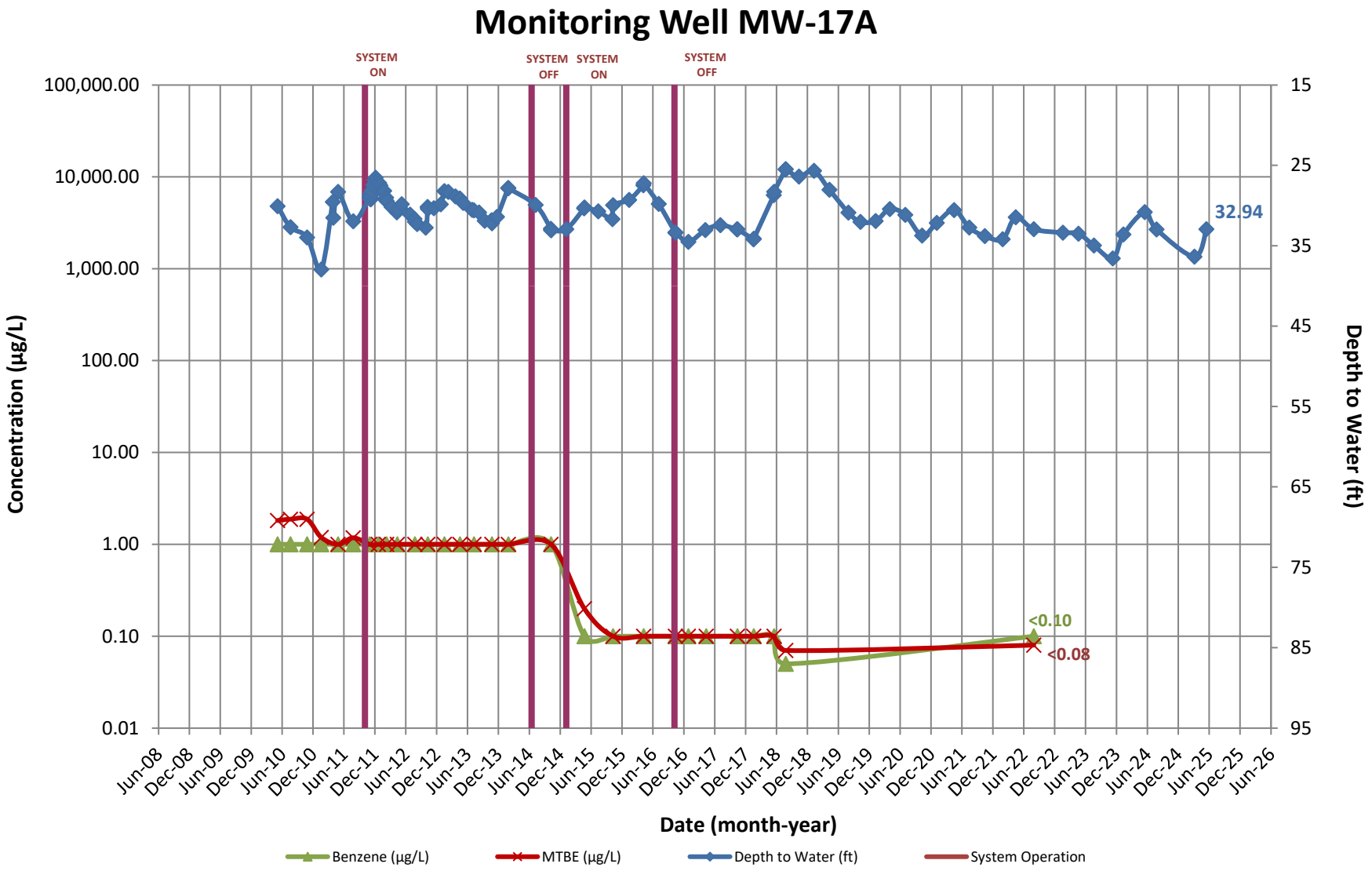

Appendix D

CONCENTRATION HYDROGRAPHS

High's Store #141
19200 Middletown Rd., Parkton, MD

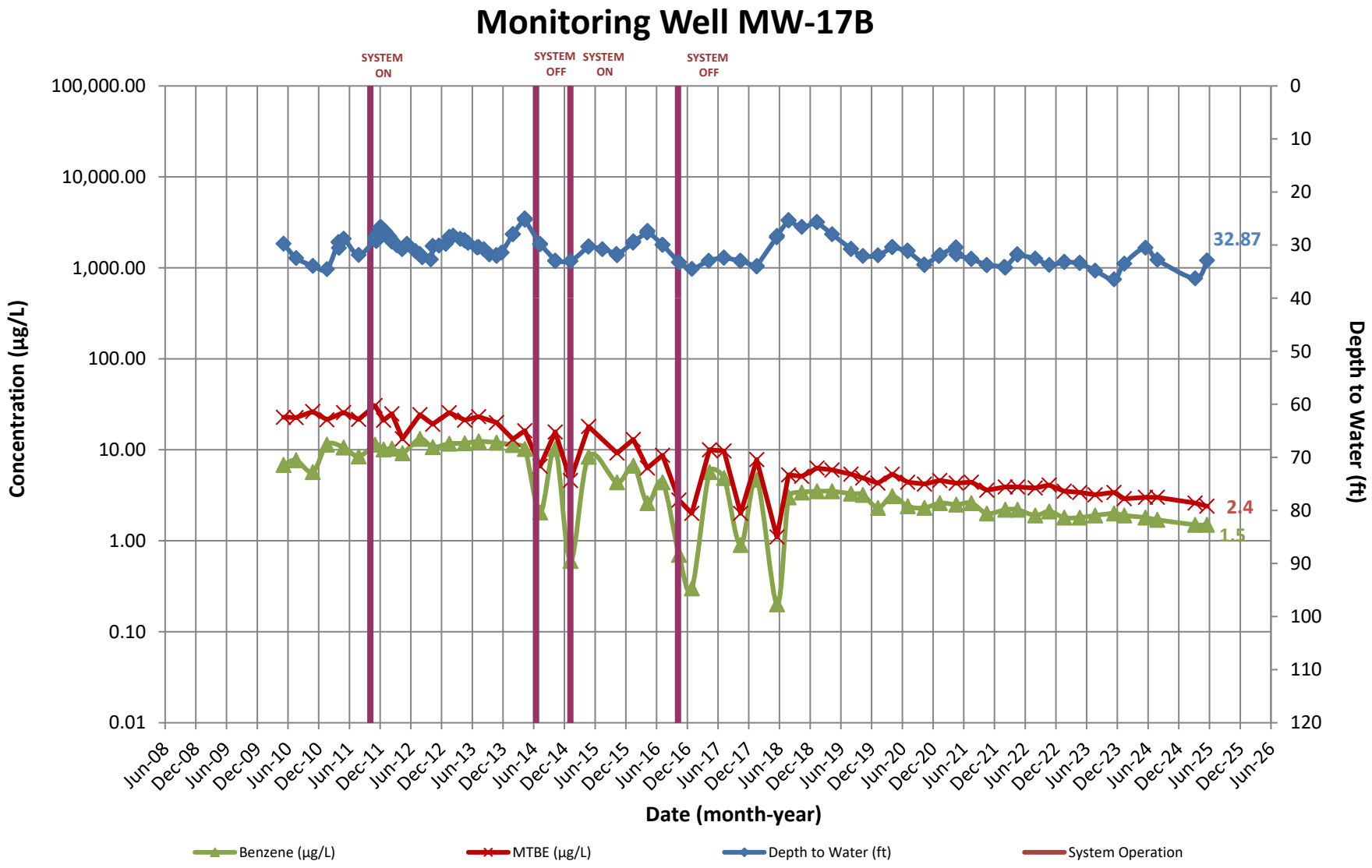

Appendix D

CONCENTRATION HYDROGRAPHS

High's Store #141
19200 Middletown Rd., Parkton, MD

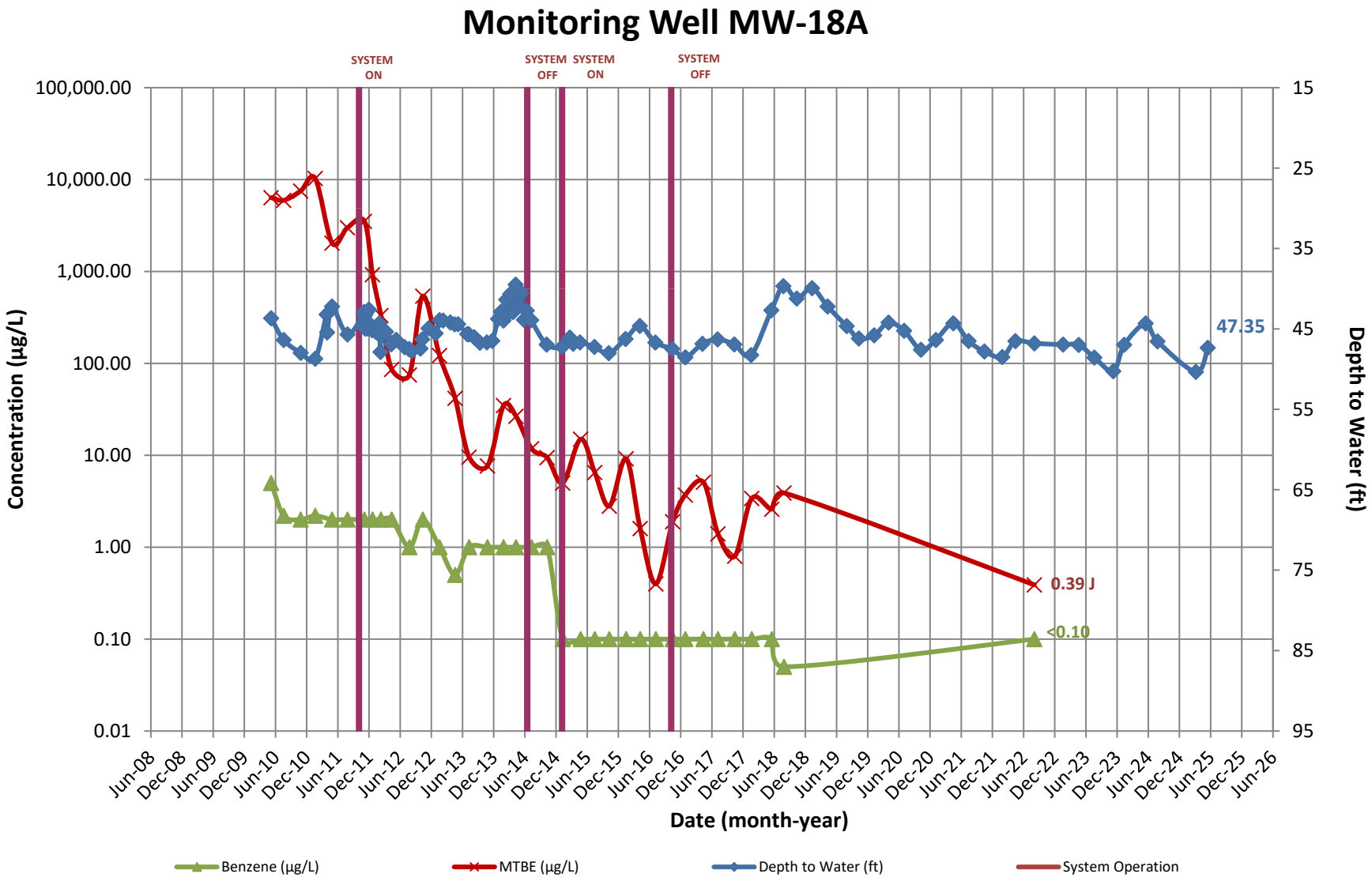

Appendix D

CONCENTRATION HYDROGRAPHS

High's Store #141
19200 Middletown Rd., Parkton, MD

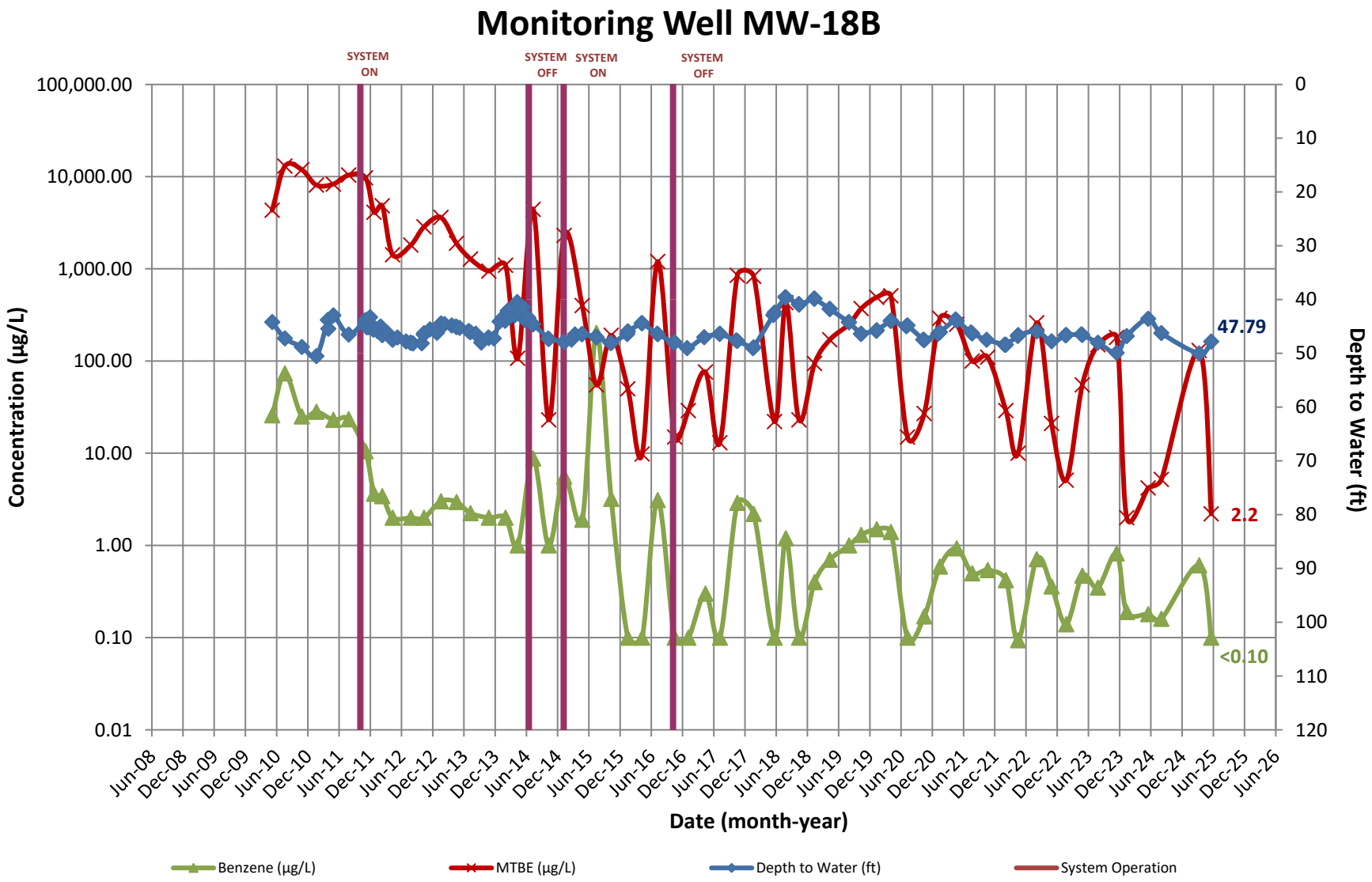

Appendix D

CONCENTRATION HYDROGRAPHS

High's Store #141
19200 Middletown Rd., Parkton, MD

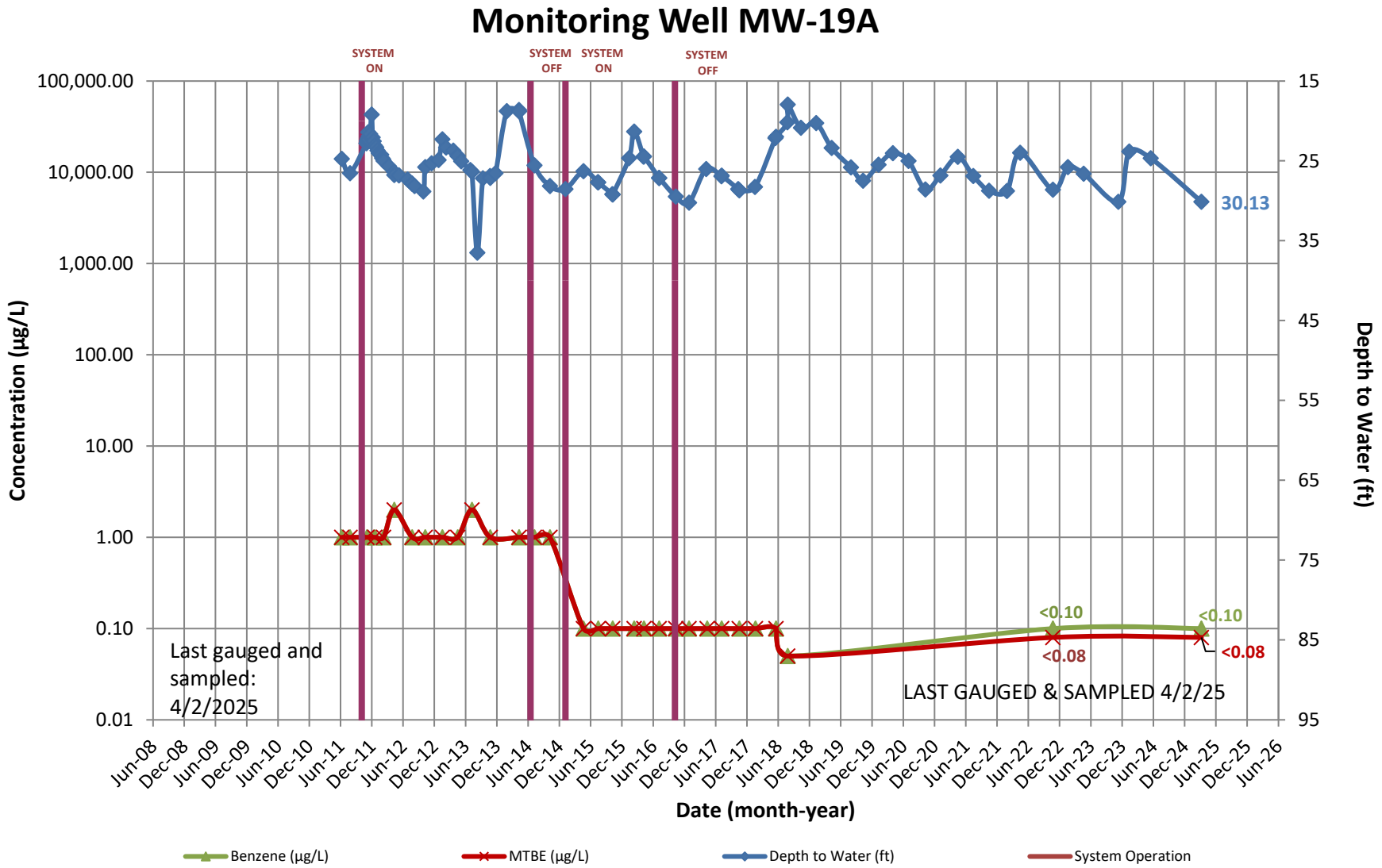

Appendix D

CONCENTRATION HYDROGRAPHS

High's Store #141
19200 Middletown Rd., Parkton, MD

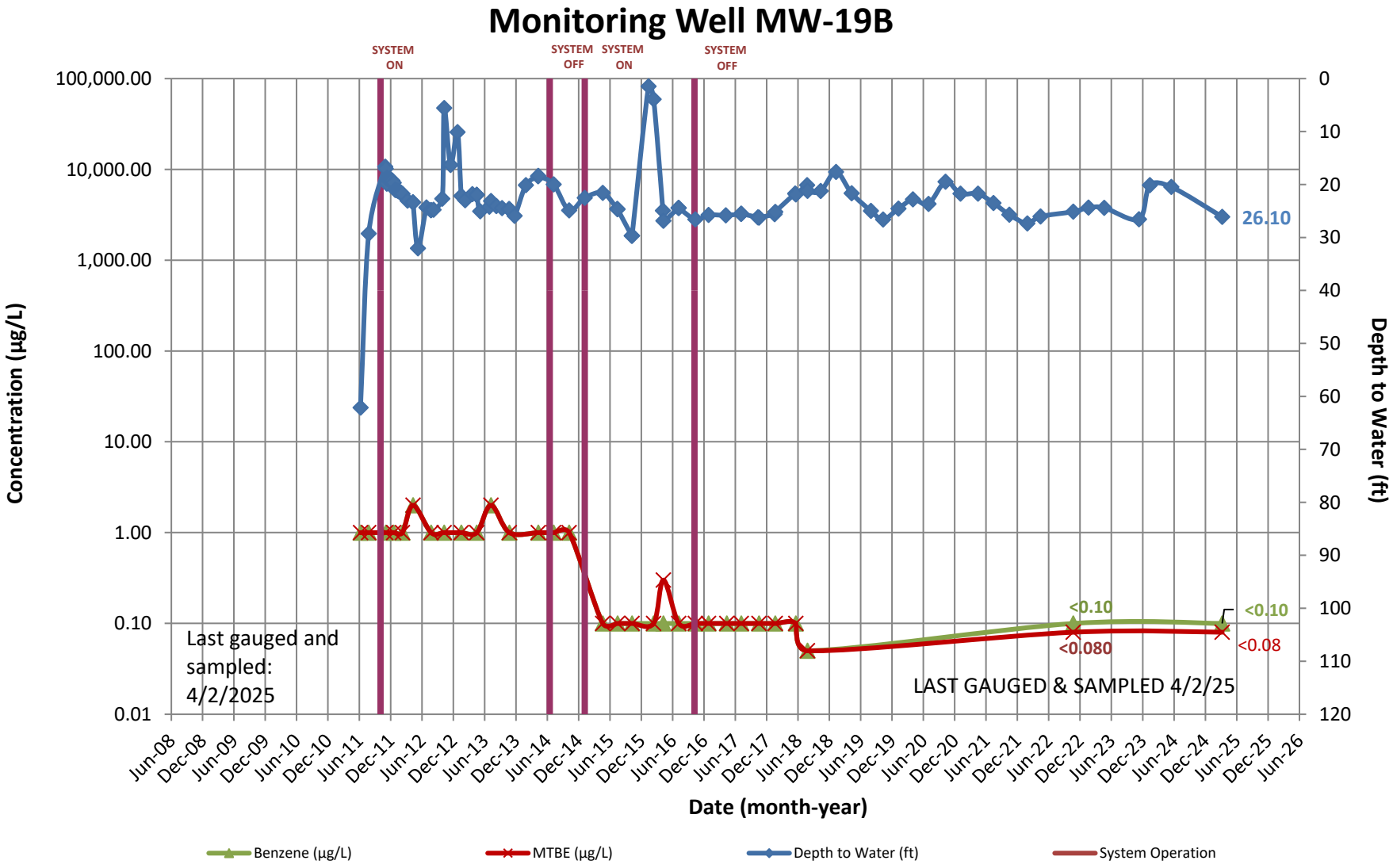

Appendix D

CONCENTRATION HYDROGRAPHS

High's Store #141
19200 Middletown Rd., Parkton, MD

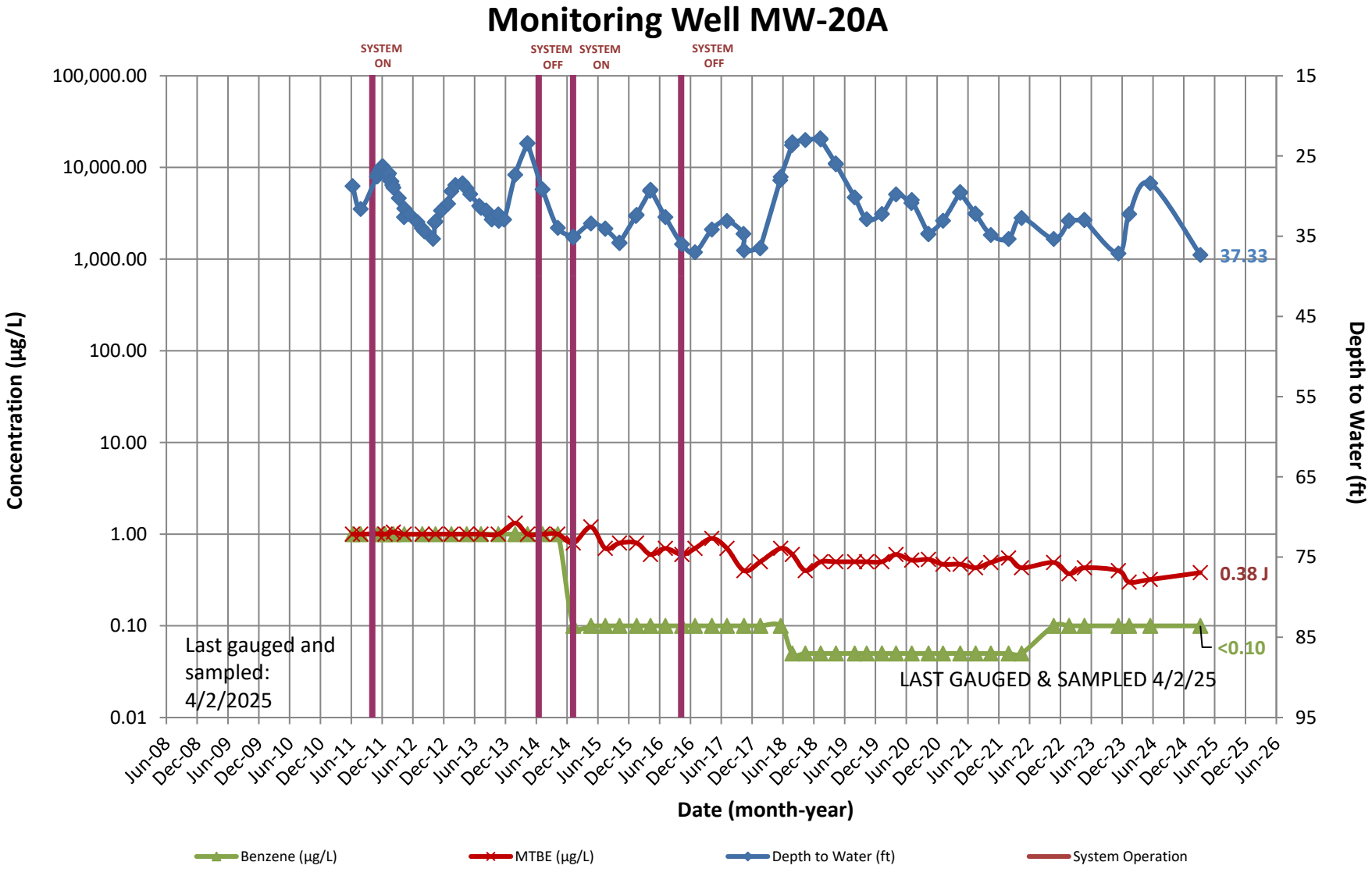

Appendix D

CONCENTRATION HYDROGRAPHS

High's Store #141
19200 Middletown Rd., Parkton, MD

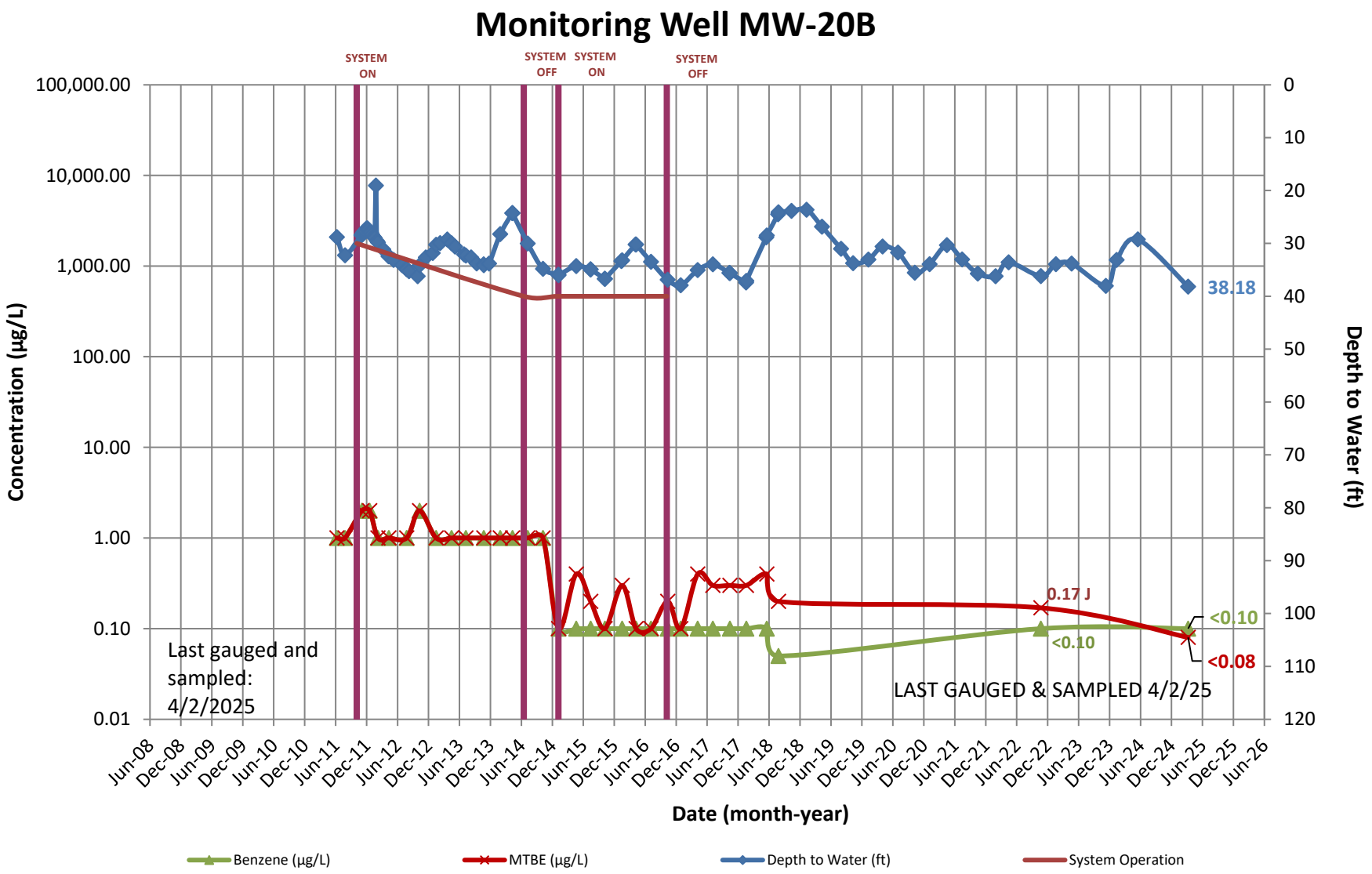

Appendix D

CONCENTRATION HYDROGRAPHS

High's Store #141
19200 Middletown Rd., Parkton, MD

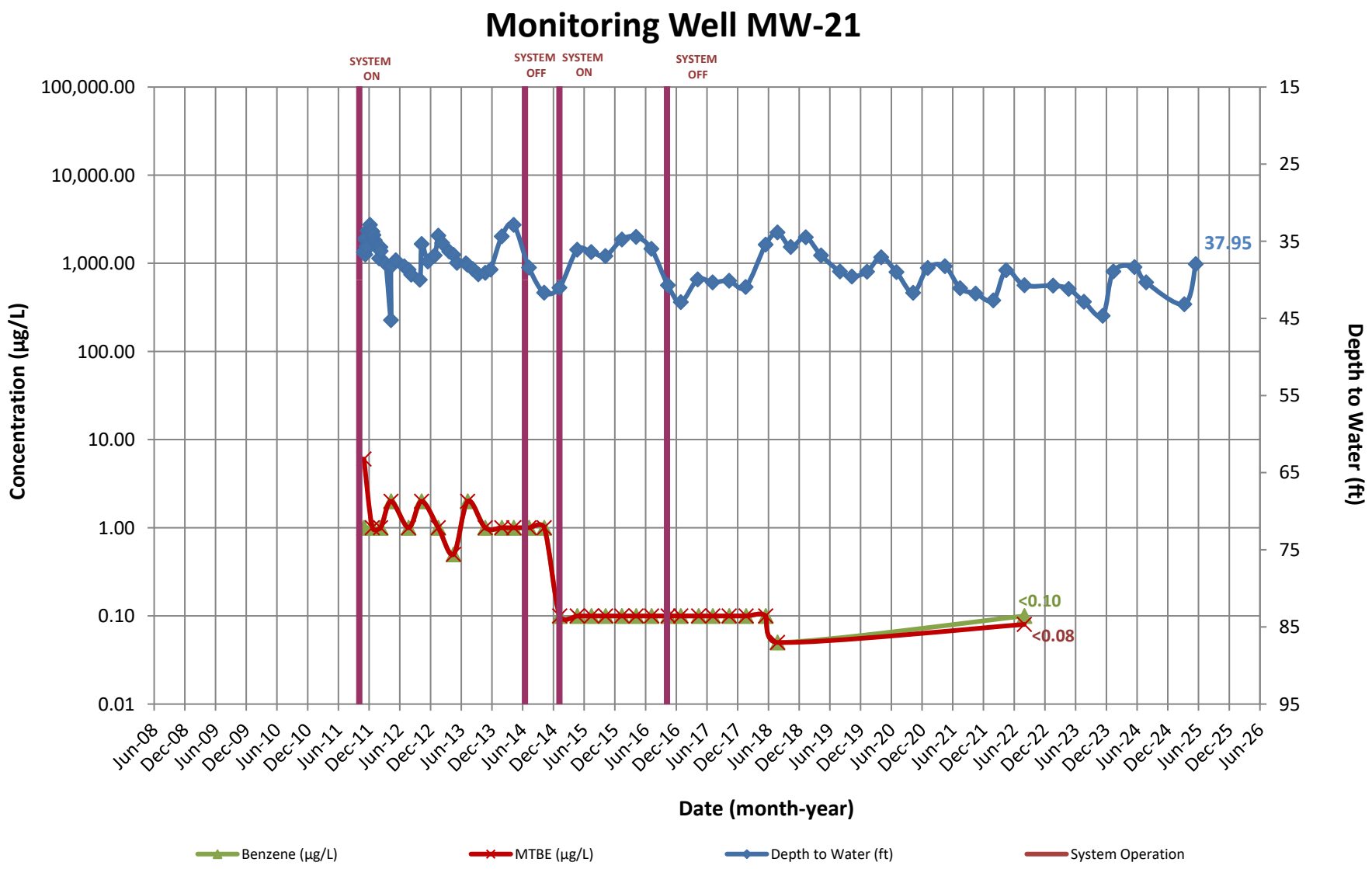

Appendix D

CONCENTRATION HYDROGRAPHS

High's Store #141
19200 Middletown Rd., Parkton, MD

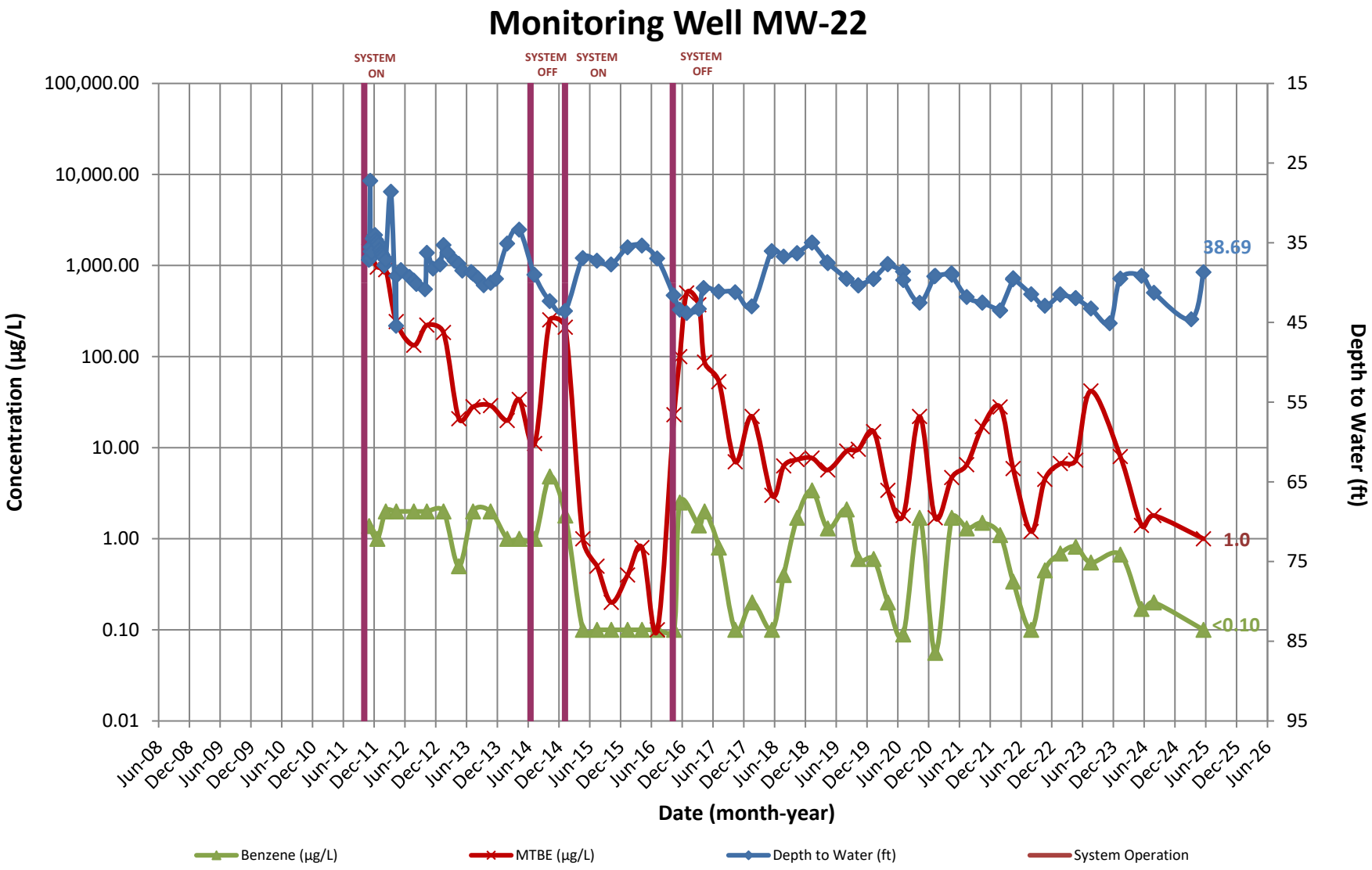

Appendix D

CONCENTRATION HYDROGRAPHS

High's Store #141
19200 Middletown Rd., Parkton, MD

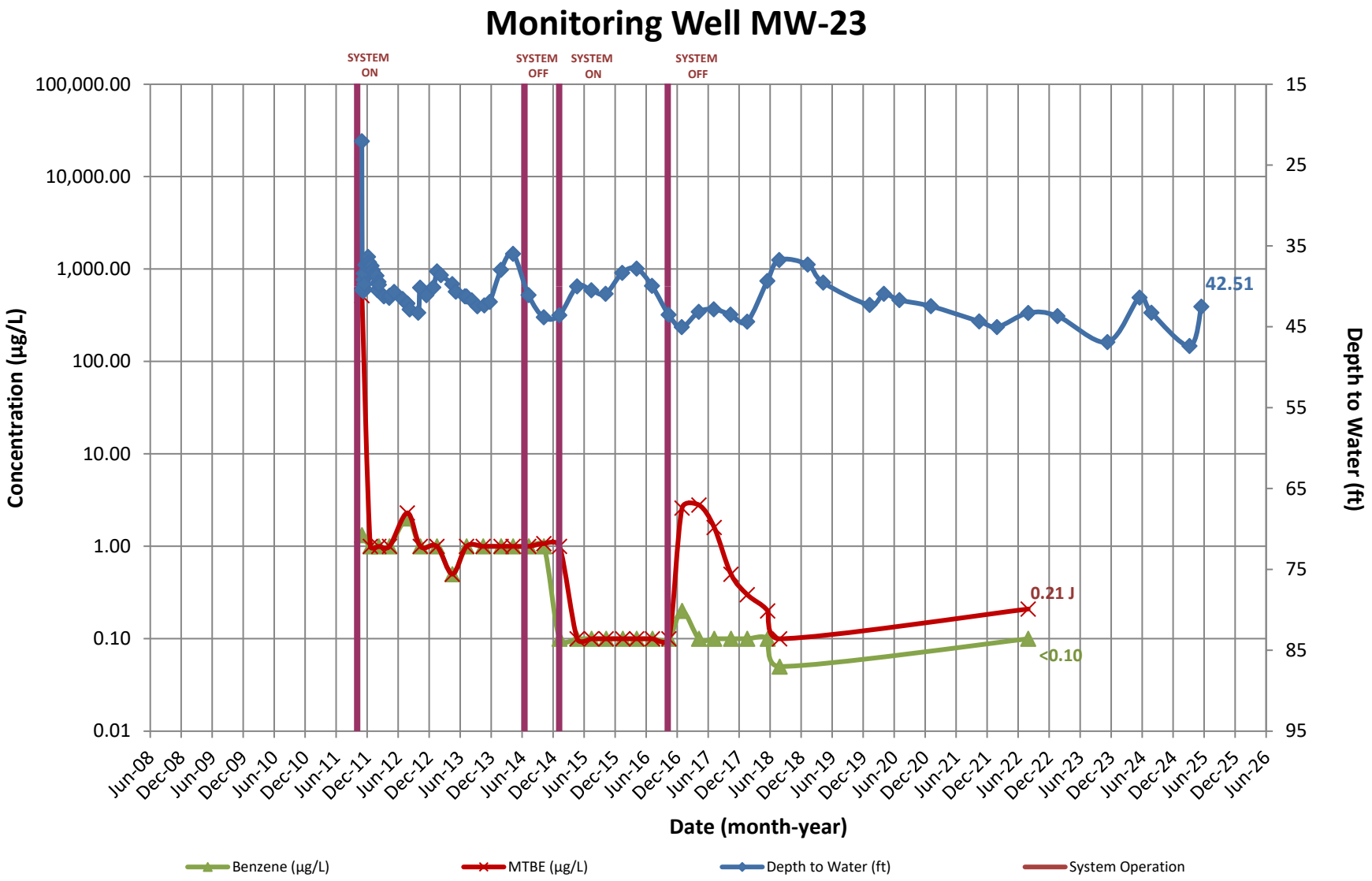

Appendix D

CONCENTRATION HYDROGRAPHS

High's Store #141
19200 Middletown Rd., Parkton, MD

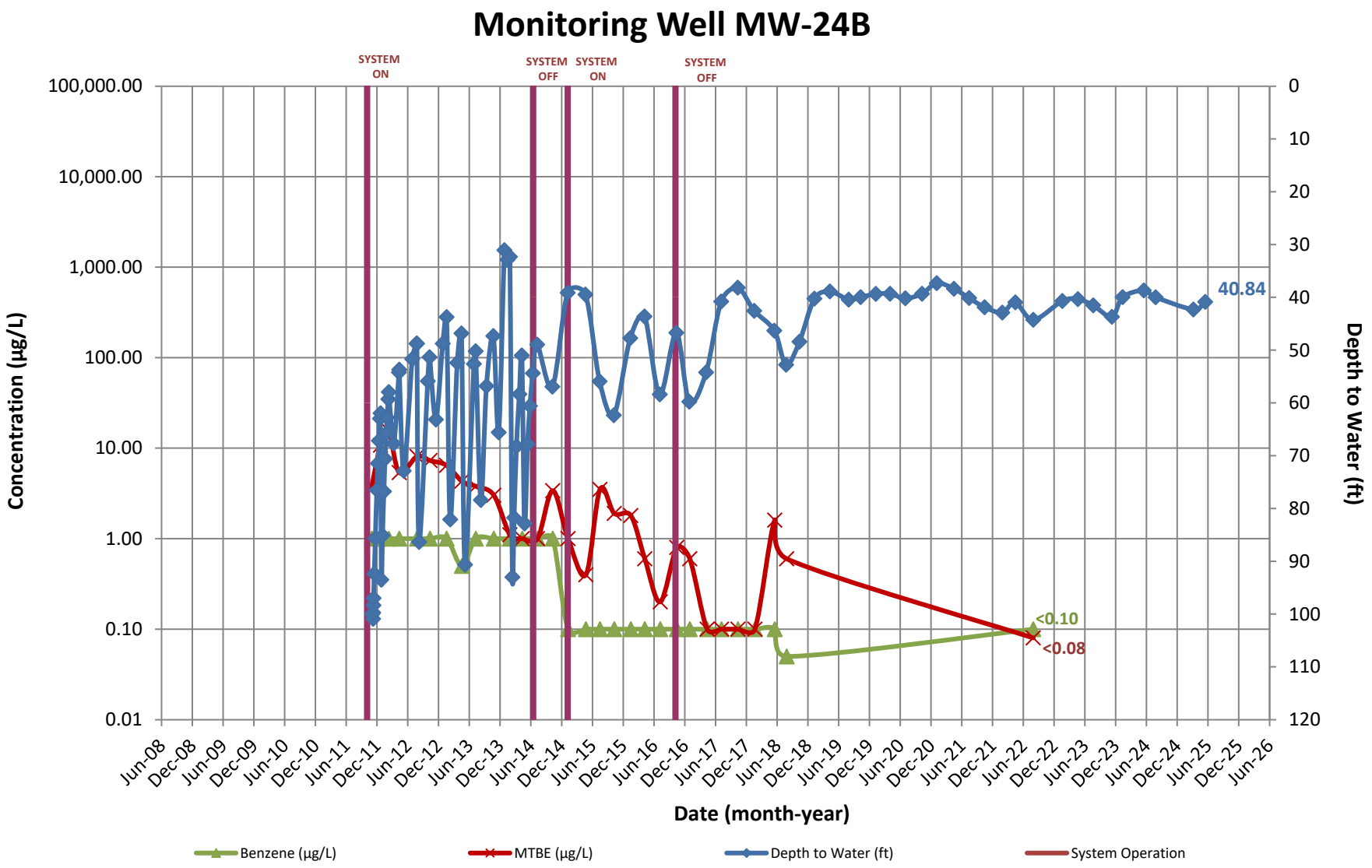

Appendix D

CONCENTRATION HYDROGRAPHS

High's Store #141
19200 Middletown Rd., Parkton, MD

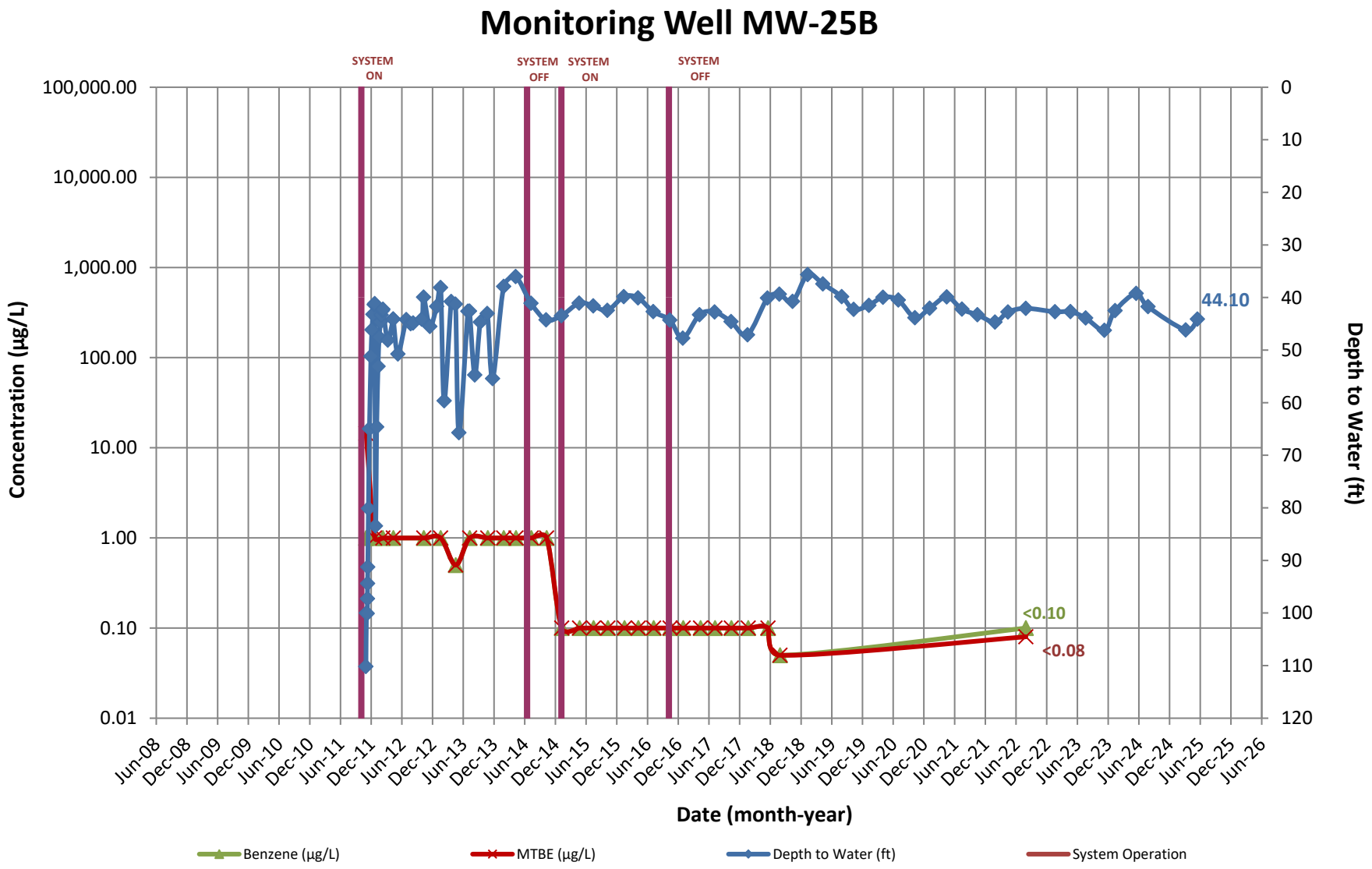

Appendix D

CONCENTRATION HYDROGRAPHS

High's Store #141
19200 Middletown Rd., Parkton, MD

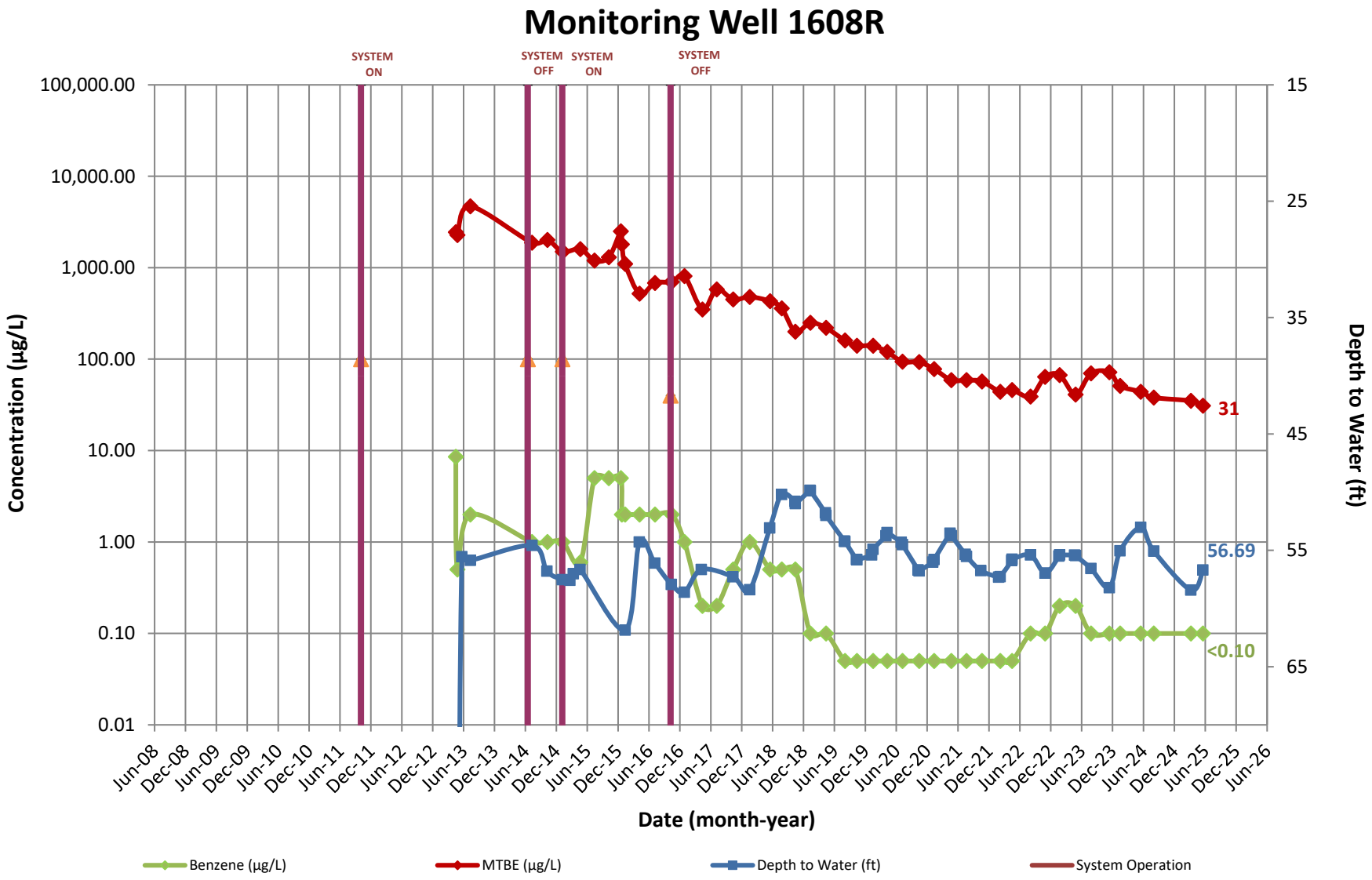

Appendix D

CONCENTRATION HYDROGRAPHS

High's Store #141
19200 Middletown Rd., Parkton, MD

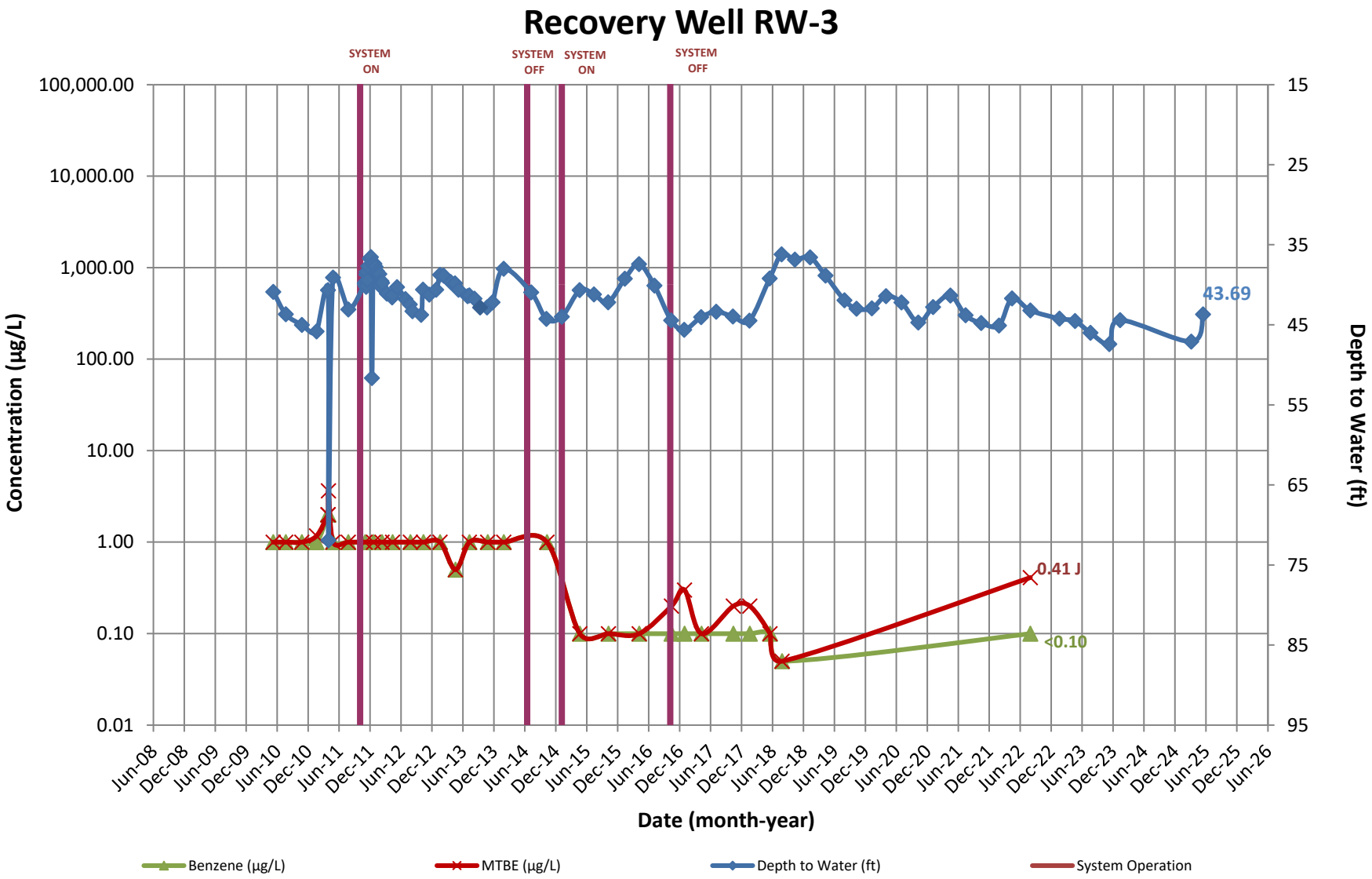

Appendix D

CONCENTRATION HYDROGRAPHS

High's Store #141
19200 Middletown Rd., Parkton, MD

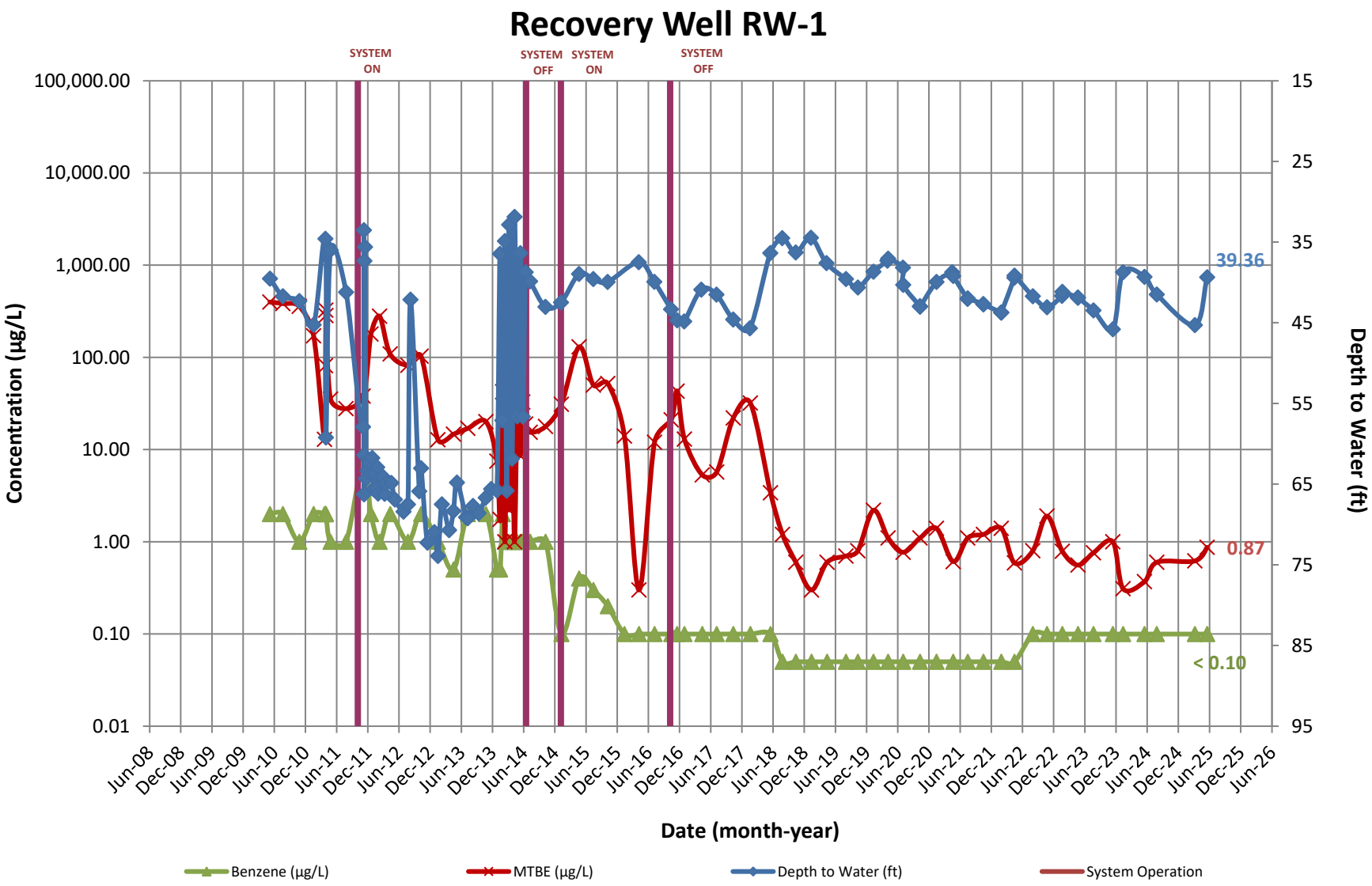

Appendix D

CONCENTRATION HYDROGRAPHS

High's Store #141
19200 Middletown Rd., Parkton, MD

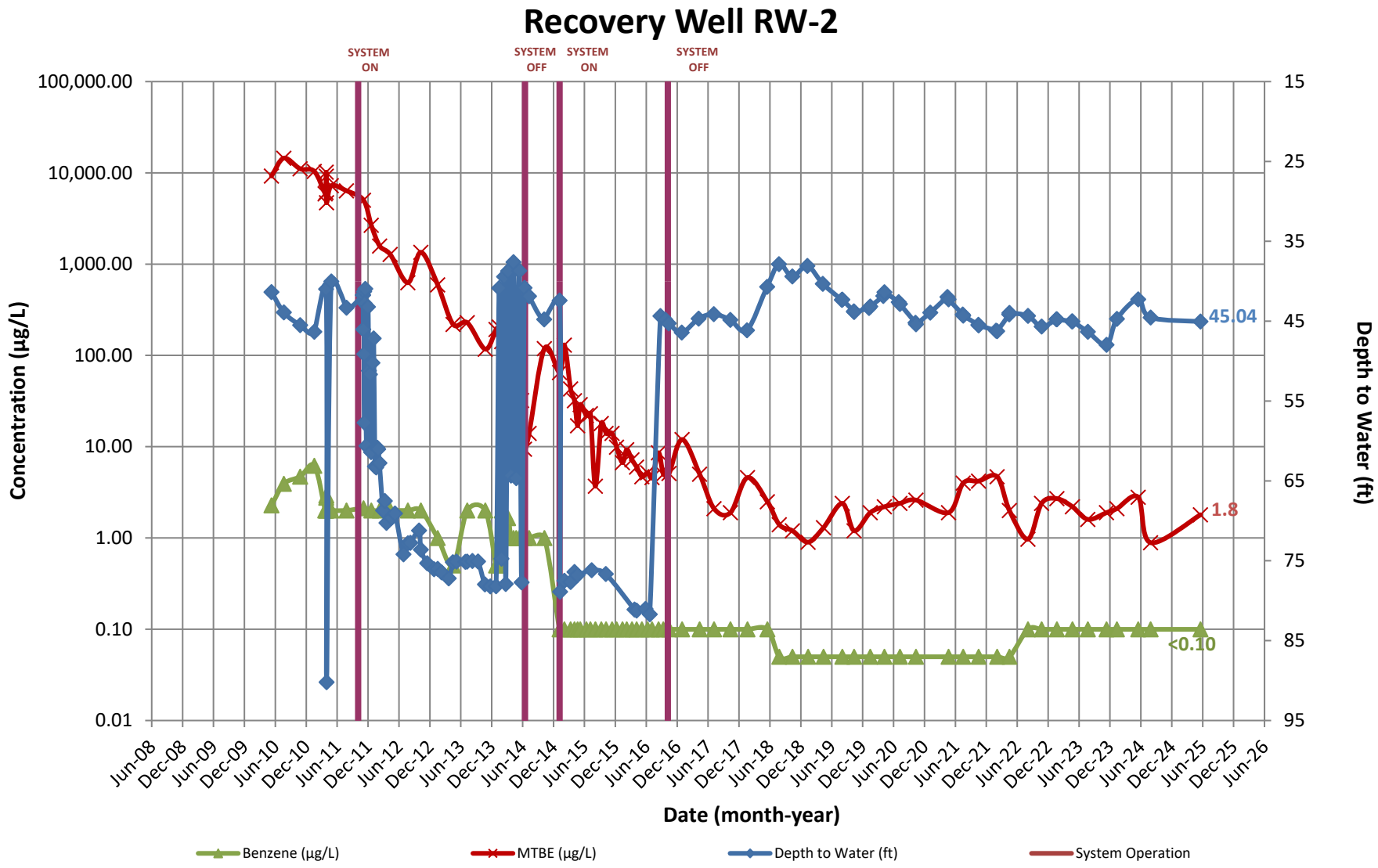

Appendix D

CONCENTRATION HYDROGRAPHS

High's Store #141
19200 Middletown Rd., Parkton, MD

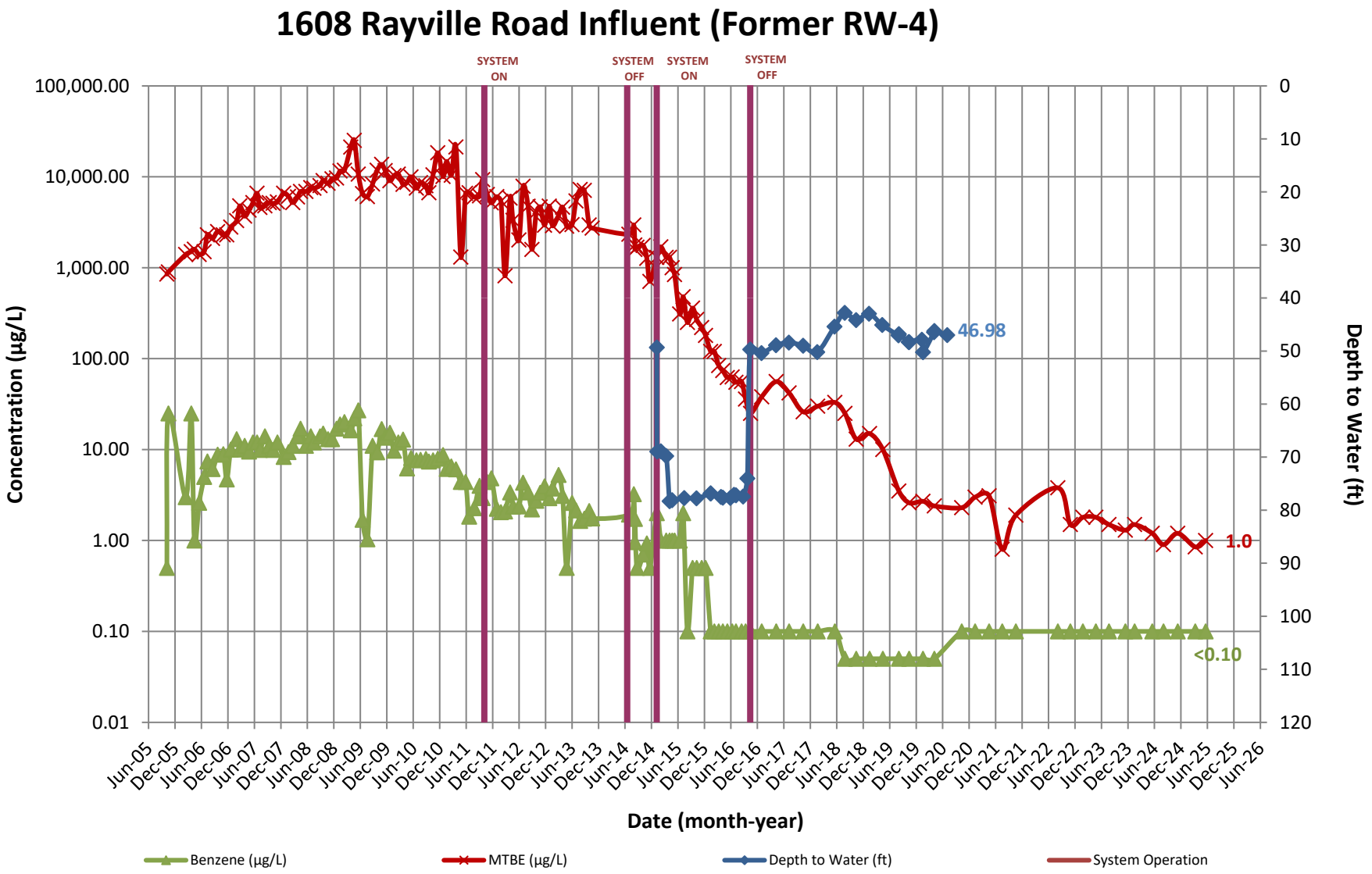

Appendix D

CONCENTRATION HYDROGRAPHS

High's Store #141
19200 Middletown Rd., Parkton, MD

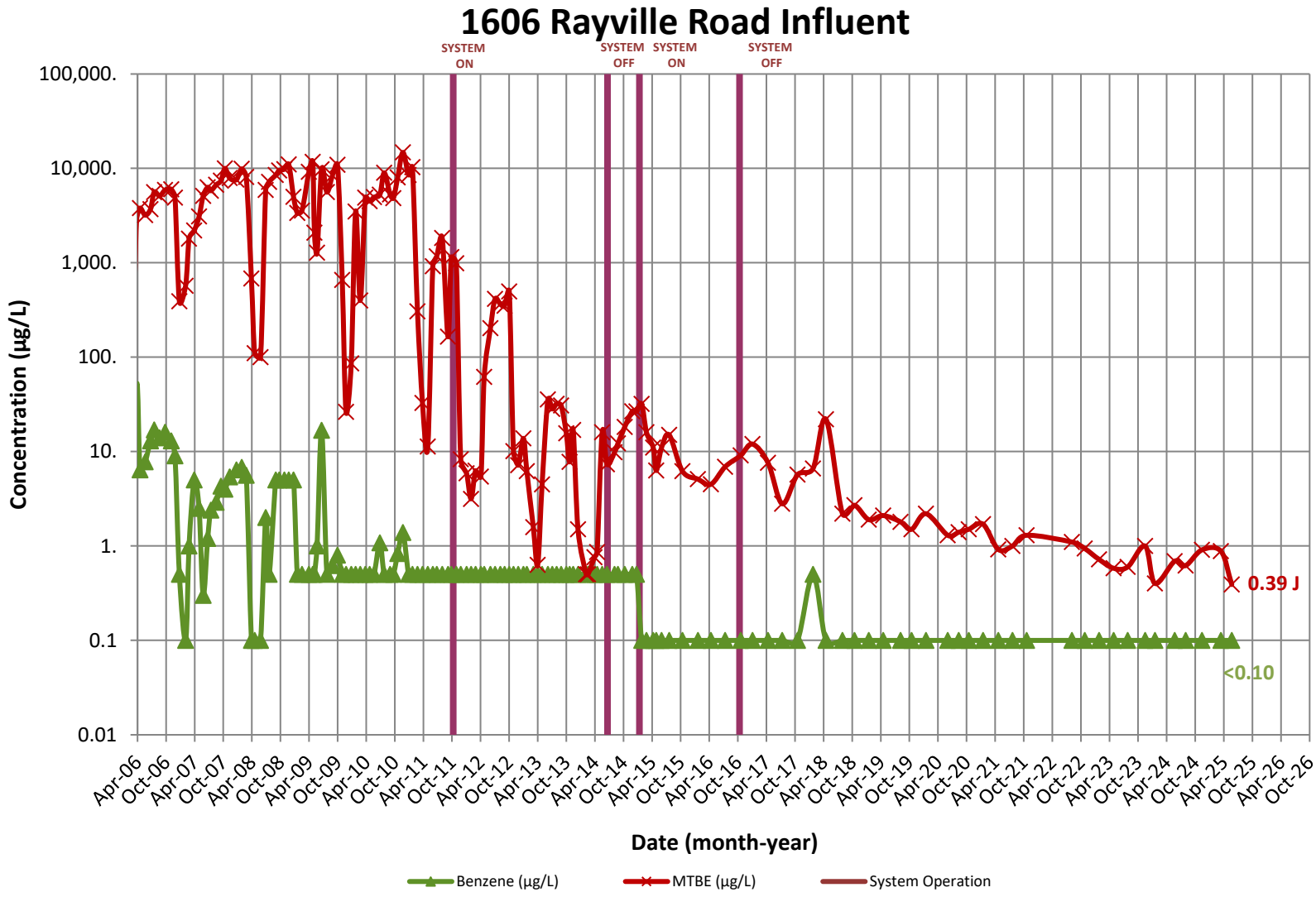

Appendix D

CONCENTRATION HYDROGRAPHS

High's Store #141
19200 Middletown Rd., Parkton, MD

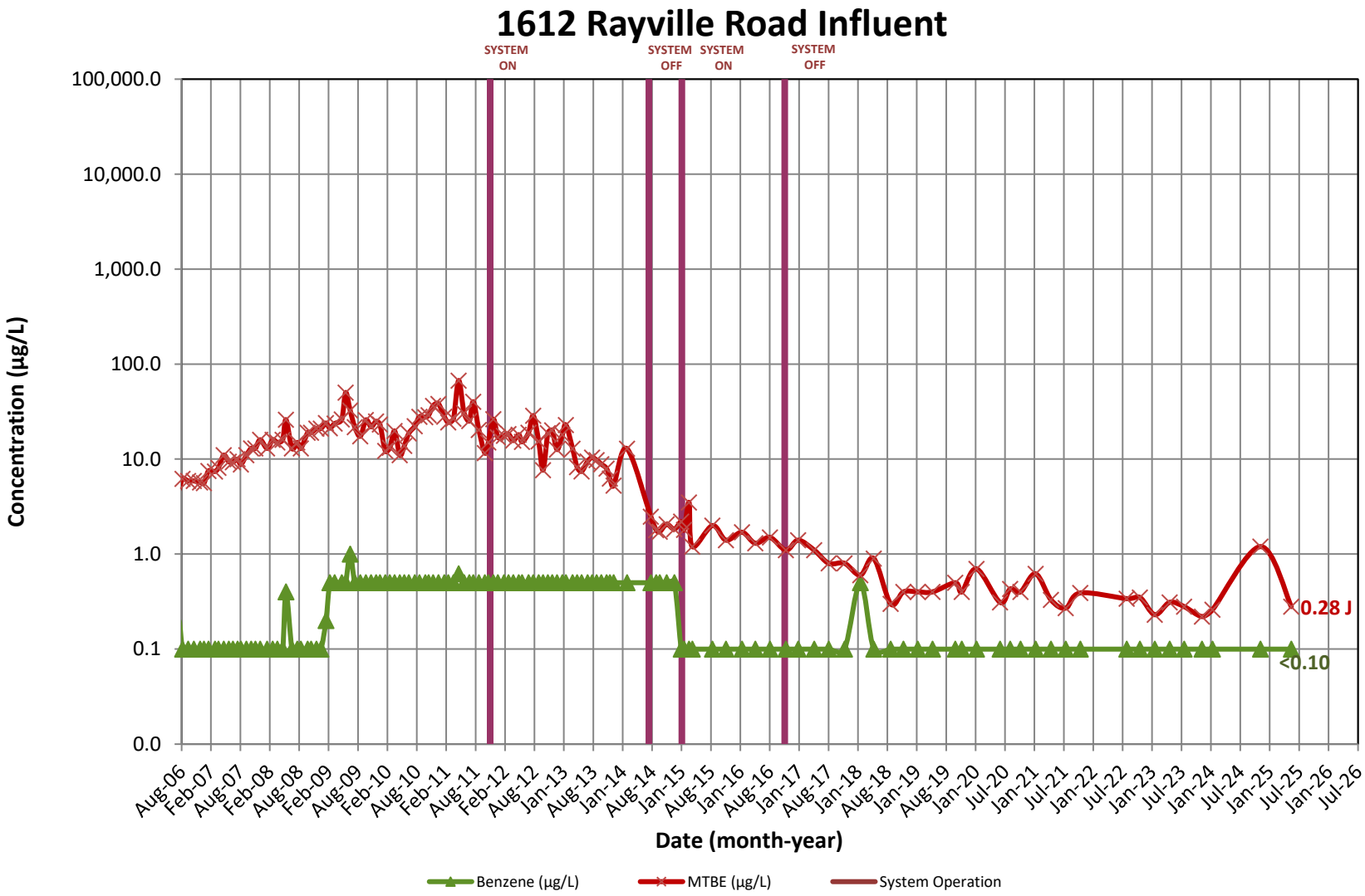

Appendix D

CONCENTRATION HYDROGRAPHS

High's Store #141
19200 Middletown Rd., Parkton, MD

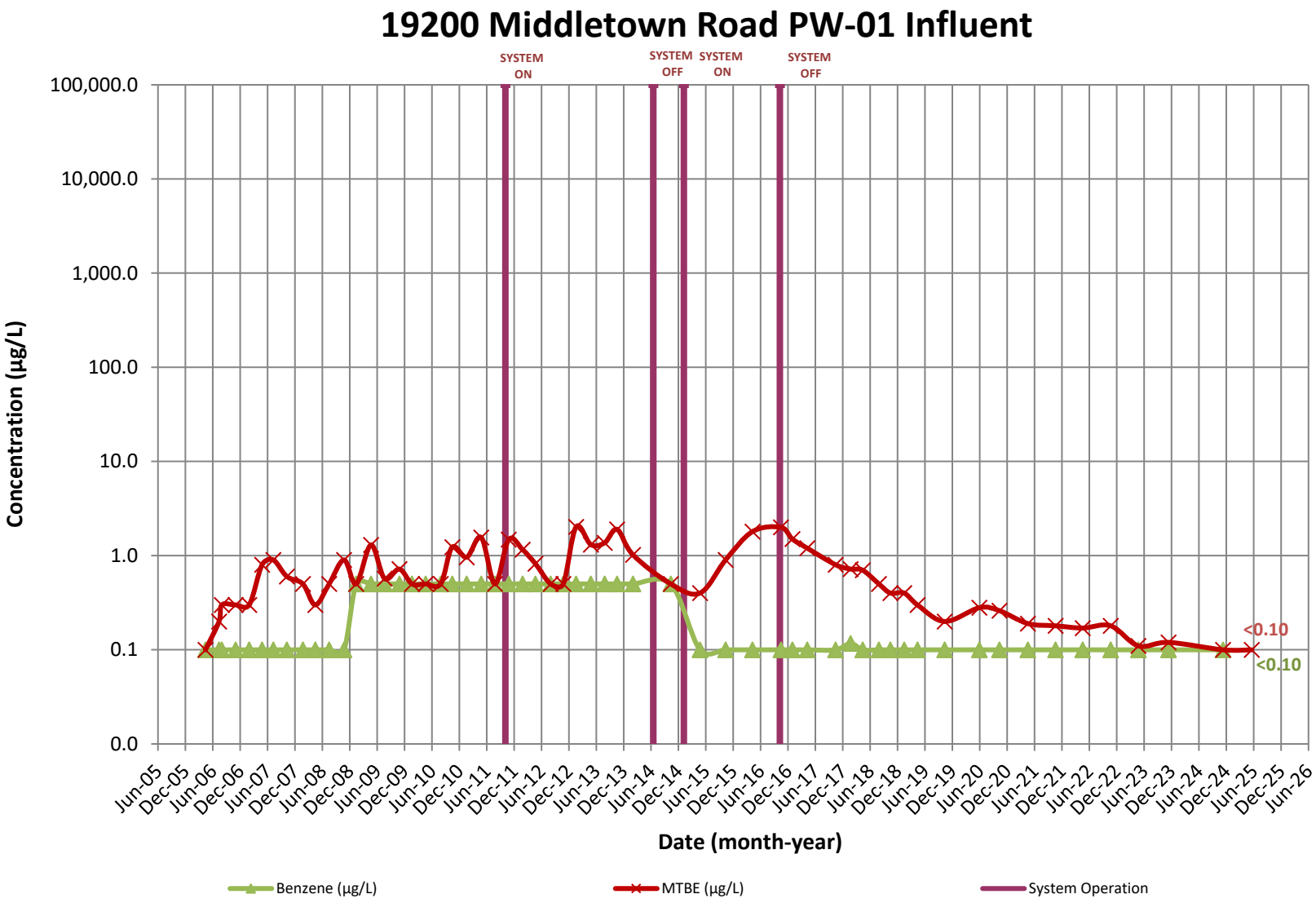

Appendix D

CONCENTRATION HYDROGRAPHS

High's Store #141
19200 Middletown Rd., Parkton, MD

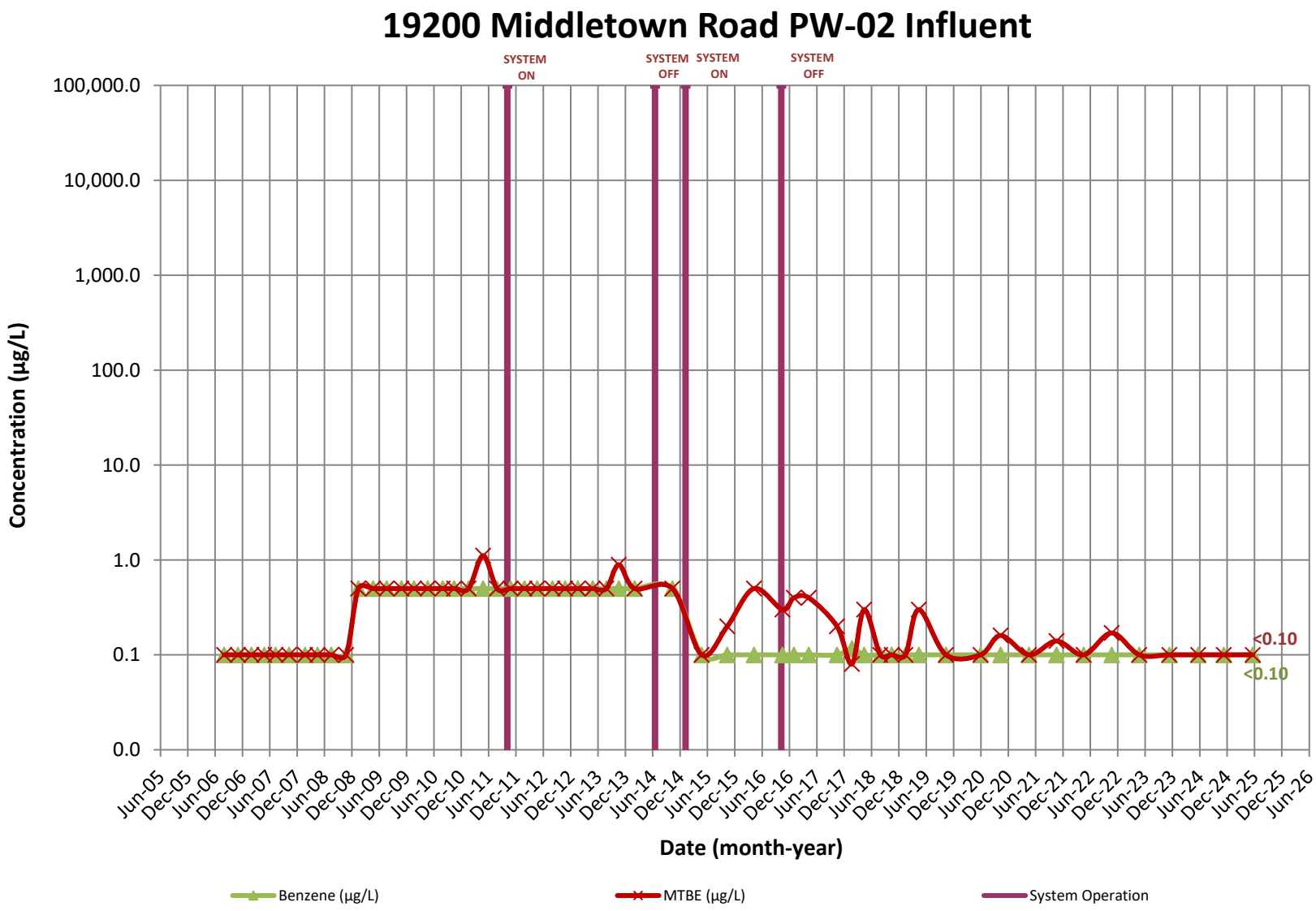

Appendix D

CONCENTRATION HYDROGRAPHS

High's Store #141
19200 Middletown Rd., Parkton, MD

