May 15, 2024

Ms. Ellen Jackson
Oil Control Program
Maryland Department of the Environment
1800 Washington Blvd.
Baltimore, Maryland 21230

RE: **FIRST QUARTER 2024 MONITORING REPORT**
High's #141 – Former Wally's Citgo
19200 Middletown Road
Parkton, Maryland
OCP Case #2006-0319-BA2

Dear Ms. Jackson,

Groundwater & Environmental Services, Inc. (GES), on behalf of High's of Baltimore (High's), is pleased to submit the *First Quarter 2024 Monitoring Report* (QMR) for the abovementioned facility (Site).

In summary, the following activities were conducted for the Site during this monitoring period:

- Quarterly groundwater level gauging of all accessible onsite and offsite monitoring wells was completed on February 5, 2024.
- Quarterly sampling of all accessible monitoring wells was completed February 5, 6, 7, 8 and 9, 2024.
- Quarterly point-of-entry treatment (POET) system sampling at 1606 Rayville Road was completed on February 6, 2024.
- Quarterly potable sampling at 1608 Rayville Road was completed on February 9, 2024 with 1612 Rayville Road completed on February 8, 2024.

For the pending Second Quarter 2024 monitoring event, GES will proceed to sample from a subset of monitoring wells that have been sampled since the First Quarter 2018 period, unless otherwise directed by the MDE-OCP. The list of 22 wells includes: MW-1, MW-2, MW-3, MW-4, MW-5, MW-6, MW-7A, MW-7B, MW-10A, MW-10B, MW-11B, MW-14B, MW-15, MW-16A, MW-16B, MW-17B, MW-18B, MW-20A, MW-22, RW-1, RW-2, and 1608R.

If you have any questions or would like additional information, please contact the undersigned at 800-220-3606, extension 3726 or Herb Meade at 410-261-5450.

Sincerely,

Pete Reichardt
Senior Project Manager

Attachments

c: Ellen Jackson – MDE (3 additional hard copies, CD and e-copy)
Kevin Koepenick – Baltimore County DEPS (CD)
Herb Meade – High's of Baltimore (e-copy)
Jerry Phillips – 19200 Middletown Road (CD)
Gail Fissel – 1612 Rayville Road (CD)
File – GES-MD (PSID #1014274)

MDE Contact: Ms. Ellen Jackson, Maryland Department of the Environment

Consultant Contact: Mr. Peter Reichardt, Groundwater & Environmental Services, Inc. (GES), Odenton, MD

Responsible Party Contact: Mr. Herb Meade, High's of Baltimore (High's)

SITE DESCRIPTION

Site Use: High's Store #141 (Former Wally's Citgo) - Active service station that currently operates three double-walled steel underground storage tanks (USTs), one 12,000-gallon gasoline, one 10,000-gallon diesel, and one 8,000-gallon gasoline, and three 2,000-gallon heating oil aboveground storage tanks (ASTs).

Surrounding Area: Commercial and residential properties.

Sensitive Receptors: Potable Wells – The Site is served by three (3) onsite supply wells.

Surrounding commercial and residential properties are all served by potable wells.

Basements/Underground Receptors – The former Bait and Tackle Shop located adjacent to the Site contains a basement.

Surface Water/Wetlands – A tributary of Frog Hollow Creek is located approximately 1,500 feet to the west. The Pretty Boy Reservoir is located 1.14 miles to the southwest.

Hospitals/Childcare/Schools – None

Date of Most Recent Regulatory Correspondence: June 17, 2022 - MDE Request for Updated PWS Survey and Monitoring Well Sampling

Recent regulatory correspondence is documented in **Appendix A – Historical Activities Summary**.

MONITORING ACTIVITIES

Monitoring Well Sampling

Frequency: Quarterly. Montoring well sampling will remain on a quarterly basis until written approval of sampling plan changes is received per the the MDE correspondence *Second Quarter Monitoring Report - Request to Modify Groundwater Monitoring Response* dated December 12, 2017.

Laboratory Analyses: Full Suite VOCs, including oxygenates and naphthalene, via EPA Method 8260 and TPH-GRO and TPH-DRO via EPA Method 8015. Analytical data for monitoring wells is summarized in **Table 1**.

MONITORING ACTIVITIES (cont.)

Monitoring Well Gauging

Frequency: Routine gauging of select monitoring and former recovery wells is conducted quarterly.

Residential & Commercial Potable Well Sampling

Location:	Sampling Frequency:
1608 Rayville Road (formerly RW-4)	Quarterly
1612 Rayville Road	Quarterly
19200 Middletown Road (PW01, PW02, and PW03)	Semi-annually

Laboratory Analyses: Target VOCs List, including oxygenates and naphthalene, via EPA Method 524.2. Analytical data for potable wells is summarized in **Table 2 and Table 2-A**.

Note: 1614, 1616, 1620, 1624, and 1717 Rayville Road; and 19119, 19124, 19201, and 19222 Middletown Road were removed from the current monitoring program with MDE approval granted June 4, 2019.

Residential Potable Well POET System Sampling

Location:	Well Number(s):	Sampling Frequency:
1606 Rayville Road:	Unknown	Quarterly

Laboratory Analyses: Target VOCs List, including oxygenates and naphthalene, via EPA Method 524.2. Analytical data for POET systems is summarized in **Table 3**.

Note: CIFC was released from POET maintenance at 1612 Rayville Road by the MDE on June 4, 2019. The influent water at this location is now sampled quarterly.

Full laboratory reports and chains-of-custody for all sample locations are included as **Appendix B – Laboratory Reports and Chain of Custody Documentation** (on e-copy)

FIELD ACTIVITIES

Quarterly Groundwater Sampling Data Summary

Groundwater Sampling Dates:	February 5, 6, 7, 8, 9, 2024
# of Monitoring Wells in study area / # Sampled:	40 / 22
Apparent Groundwater Flow Direction:	South and west based on groundwater elevations observed in monitoring wells; actual transport flows in bedrock in preferential pathways predominantly along bedrock strike NE to SW.

FIELD ACTIVITIES (cont.)

Maximum Concentrations:

Benzene:	8.3 µg/L (MW-5) on February 9, 2024
MTBE:	51 µg/L (1608R) on February 9, 2024
TPH-GRO:	7,100 µg/L (MW-5) on February 9, 2024
TPH-DRO:	11,000 µg/L (MW-5) on February 9, 2024

Residential Potable Well & POET System Sampling Summary:

- Quarterly samples were collected from the influent, mid-fluent, and effluent locations of the POET system at 1606 Rayville Road on February 6, 2024 Influent-only samples were collected at 1608 Rayville Road on February 9, 2024 and 1612 Rayville Road on February 8, 2024. Samples were analyzed for a target VOCs list via EPA Method 524.2.

Report Notes:

-Analytical results for monitoring and potable wells for the First Quarter 2024 period are summarized in **Table 2-A**

-Monitoring well construction details are summarized in **Table 4**.

-Monitoring well sampling frequency and methodology for each individual well is summarized in **Table 5**.

-Monitoring well sampling data collection forms are attached in **Appendix C**.

-Groundwater concentration hydrographs for each individual monitoring and potable well are attached in **Appendix D**.

FUTURE ACTIVITIES

Second Quarter 2024:

- GES to continue quarterly sampling for monitoring wells and potable well locations during the Second Quarter 2024 monitoring period, unless otherwise directed by the MDE.

ATTACHMENTS

LIST OF FIGURES

Figure 1	Local Area Map
Figure 2	Site Map
Figure 3	Potable Well Location Map
Figure 4	Groundwater Contour Map – Shallow A Series Wells, Feb. 5, 2024
Figure 5	Groundwater Contour Map – Deep B Series Wells, Feb. 5, 2024
Figure 6	Monitoring Well Concentration Map, First Quarter 2024
Figure 7	Potable Well Concentration Map, First Quarter 2024

LIST OF TABLES

Table 1	Historical Groundwater Data Summary
Table 2	Historical Potable Well Data Summary
Table 2-A	GW and Potable Data Summary - 1Q 2024
Table 3	Historical POET System Data Summary
Table 4	Monitoring Well Construction Details
Table 5	Monitoring Well Sampling Method Summary

APPENDICES

Appendix A	Historical Activity Summary
Appendix B	Laboratory Reports and Chain of Custody Documentation (See Files on e-copy)
Appendix C	Monitoring Well Sampling Data Sheets
Appendix D	Concentration Hydrographs

FIGURES

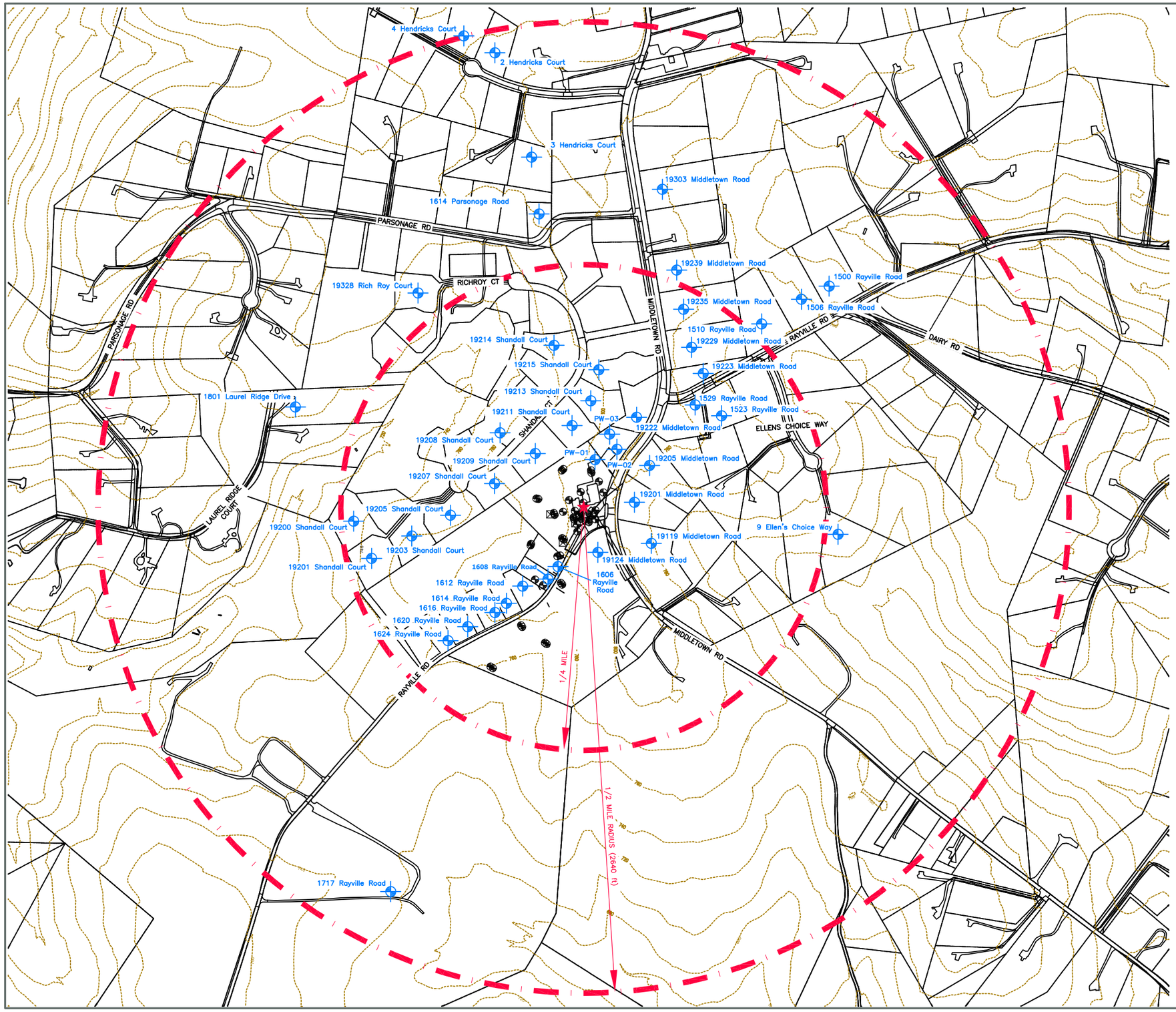

LEGEND

- SITE LOCATION
- PROPERTY BOUNDARY
- TOPOGRAPHIC CONTOUR (20 ft)
- SITE RADIUS
- TANK FIELD WELL
- MONITORING WELL
- RECOVERY WELL
- SOIL VAPOR EXTRACTION WELL
- APPROXIMATE POTABLE WELL LOCATION

SOURCE: BALTIMORE COUNTY GIS DATA, BASED ON MAP PROVIDED BY ENVIRONMENTAL ALLIANCE, INC. TITLED POTABLE WELL LOCATION MAP, DATED 8/19/2010.

Local Area Map

High's #141
19200 Middletown Road
Parkton, Maryland

Drawn **WAW (NJ)**	Date **7-31-15**
Designed **SA**	Figure **1**
Approved **GR**	

Scale In Feet (Approximate)
0 550

Groundwater & Environmental Services, Inc.

M:\Graphics\0400-Crofton\Misc\Carroll Fuels\Carroll Fuels Parkton Wallys\Carroll Fuels Parkton Wallys LAM.dwg, 7/31/2015 12:36:19 PM, wwesterlund

LEGEND

- PROPERTY BOUNDARY
- CATCH BASIN
- TRANSFORMER
- POTABLE WELL
- TANK FIELD WELL
- MONITORING WELL
- RECOVERY WELL
- SOIL VAPOR EXTRACTION WELL
- ABANDONED WELL
- INJECTION POINT
- SS — UNDERGROUND SANITARY SEWER LINE
- ST — UNDERGROUND STORM SEWER LINE
- T — UNDERGROUND TELEPHONE LINE
- UE — UNDERGROUND ELECTRIC LINE
- OHU — OVERHEAD UTILITY LINE
- SYSTEM SHED
- INFILTRATION GALLERY
- JB — REMEDIAL SYSTEM JUNCTION BOX

Site Map

High's #141
19200 Middletown Road
Parkton, Maryland

Drawn
J.D.B.
Designed
S.A.
Approved

Date
08/05/22
Figure
2

Scale In Feet
0 120

Groundwater & Environmental Services, Inc.

M:\Graphics\0400-Crofton\Misc\Carroll Fuels\Carroll Fuels Parkton Wallys\Carroll Fuels Parkton Wallys SM.dwg, B-120 SM, 8/5/2022 10:28:46 AM, jbarnard

L:\Projects\CarrollFuels\ParktonMD\GIS\Maps\CarrollFuels_ParktonMD_Potable_Well_Location_Map.mxd - Scale 1:2,880 - Date: 10-25-23 - Time: [03:44 PM] - DCleland

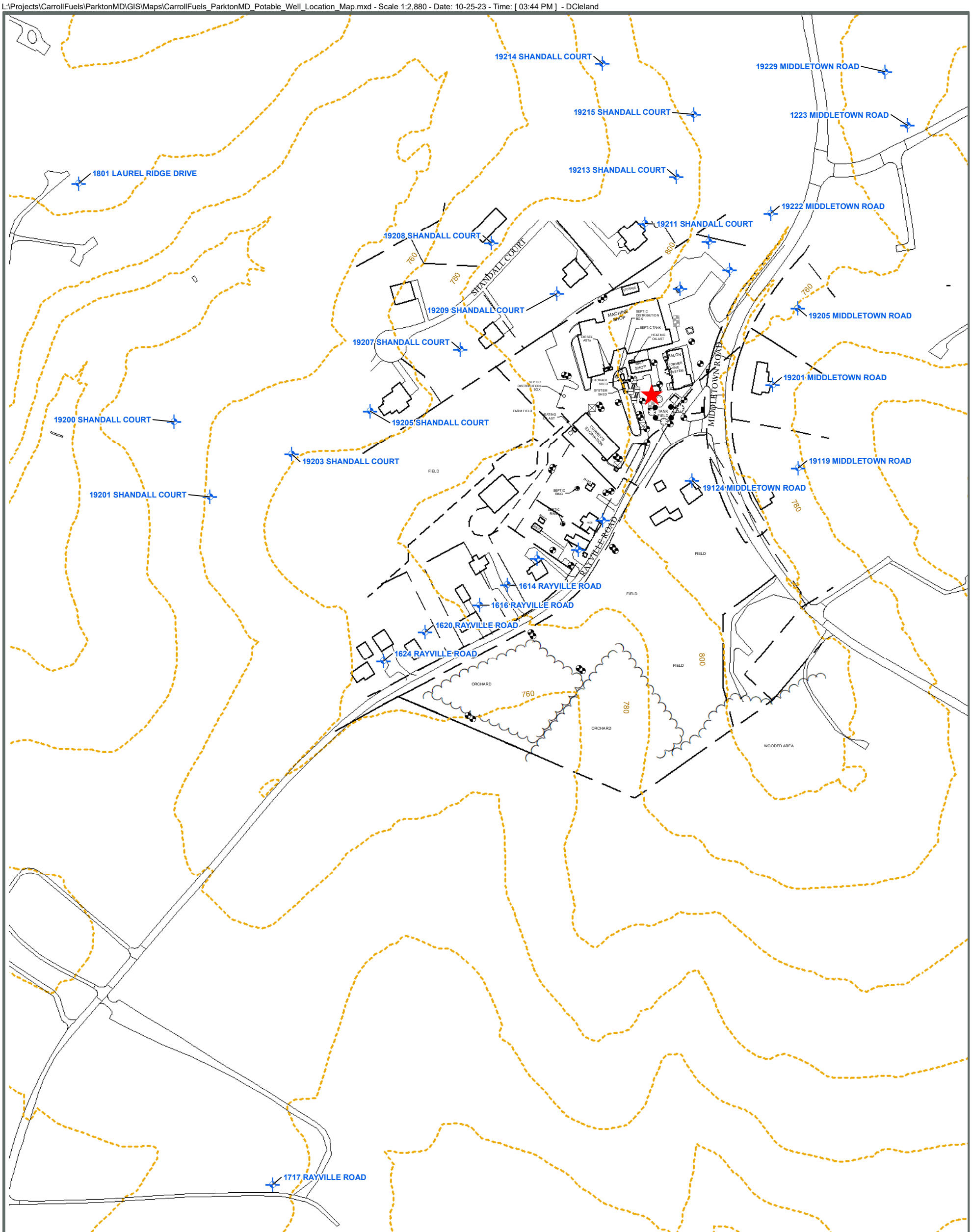

LEGEND

- PROPERTY BOUNDARY
- TOPOGRAPHIC CONTOURS (20 ft)
- POTABLE WELL
- TANK FIELD WELL
- MONITORING WELL
- RECOVERY WELL
- SOIL VAPOR EXTRACTION WELL
- ABANDONED MONITORING WELL
- INJECTION POINT
- SITE

Notes:
ug/L - Micrograms per liter
<# - Result was not detected above the indicated method detection limit
J - Result is between method detection limit and reporting limit
MTBE - Methyl tert-butyl ether

SOURCE: BALTIMORE COUNTY GIS DATA, BASED ON MAP PROVIDED BY ENVIRONMENTAL ALLIANCE, INC. TITLED POTABLE WELL LOCATION MAP, DATED 8/19/2010.

Potable Well Location Map

High's #141
19200 Middletown Road
Parkton, Maryland

Drawn
JDB
Designed
DMC
Approved
-

Date
10/25/23
Figure
3

N

Scale In Feet (Approximate)
0 240

GES
Groundwater & Environmental Services, Inc.

N:\Blacksburg\Projects\CarrollFuels\ParktonMD\GIS\Maps\CarrollFuels_ParktonMD_Groundwater_Contour_Map_Shallow_1Q2024.mxd - Scale 1:1,440 - Date: 04-16-24 - Time: [08:33 AM] - jbarnard

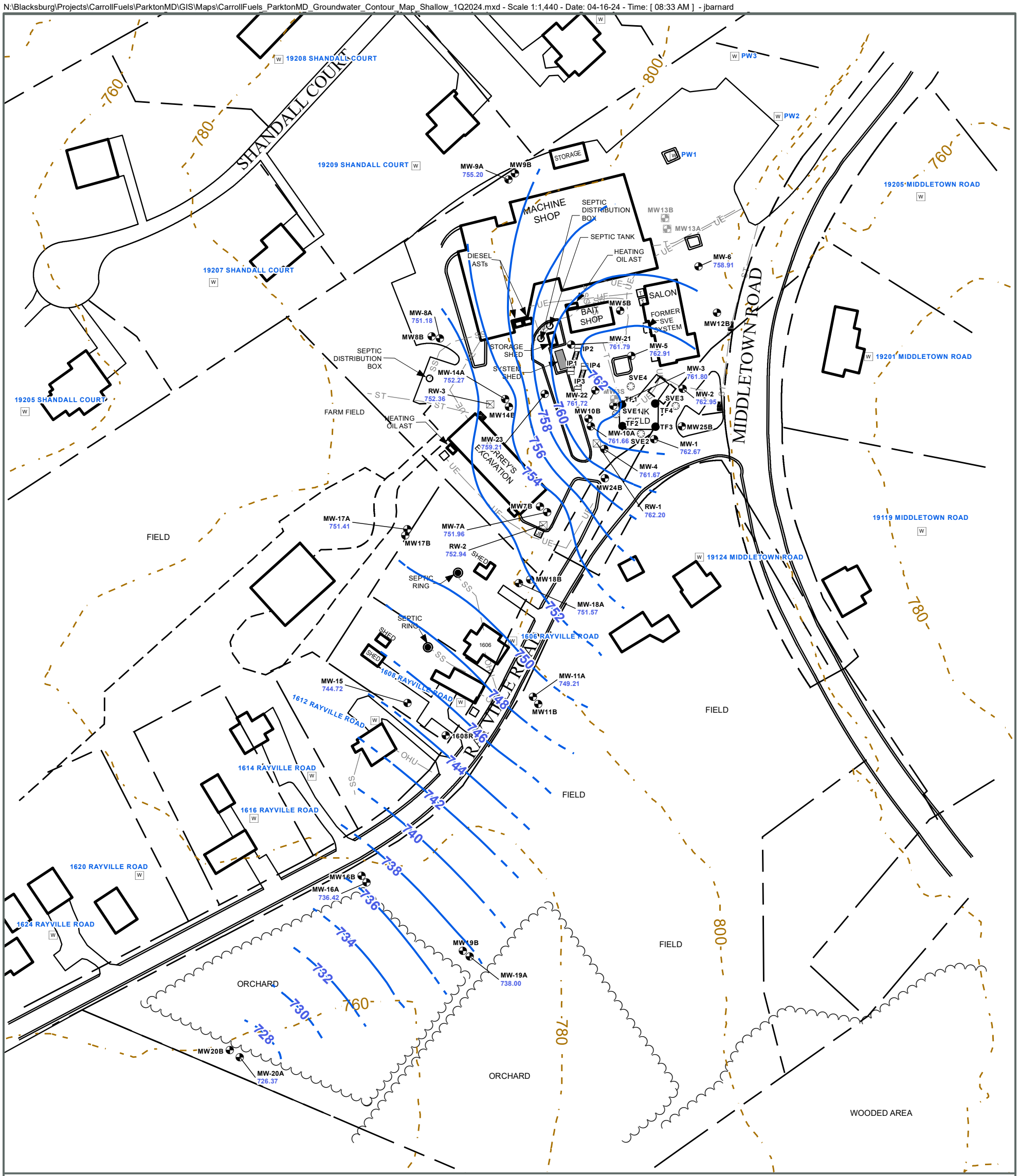

LEGEND

- PROPERTY BOUNDARY
- CATCH BASIN
- TRANSFORMER
- POTABLE WELL
- TANK FIELD WELL
- MONITORING WELL
- RECOVERY WELL
- SOIL VAPOR EXTRACTION WELL
- ABANDONED MONITORING WELL
- INJECTION POINT
- SS — UNDERGROUND SANITARY SEWER LINE
- ST — UNDERGROUND STORM SEWER LINE
- T — UNDERGROUND TELEPHONE LINE
- UE — UNDERGROUND ELECTRIC LINE
- OHU — OVERHEAD UTILITIY LINE
- SYSTEM SHED
- INFILTRATION GALLERY

NOTE:
MW-23 & RW-1 were inaccessible during the February 5 sampling event.
MW-23 gauged on 2/8/24
RW-1 gauged on 2/7/24

- GROUNDWATER CONTOUR INTERVAL (feet)
- INFERRED CONTOUR INTERVAL (feet)
- 762.95 GROUNDWATER ELEVATION

Monitoring Wells Contoured:

MW-1, MW-2, MW-3, MW-4, MW-5, MW-6, MW-7A, MW-8A, MW-9A, MW-10A, MW-11A, MW-14A, MW-15, MW-16A, MW-17A, MW-18A, MW-19A, MW-20A, MW-21, MW-22, MW-23, RW-1, RW-2 AND RW-3

Groundwater Contour Map
Shallow A Series Wells - February 5, 2024

Wally's Citgo Station
19200 Middletown Road
Parkton, Maryland

Drawn **JDB**
Designed **K.B.**
Approved **-**

Date **4/16/24**
Figure **4**

Scale In Feet (Approximate)
0 120

Groundwater & Environmental Services, Inc.

N:\Blacksburg\Projects\CarrollFuels\ParktonMD\GIS\Maps\CarrollFuels_ParktonMD_Groundwater_Contour_Map_Deep_1Q2024.mxd - Scale 1:1,440 - Date: 04-16-24 - Time: [08:28 AM] - jbarnard

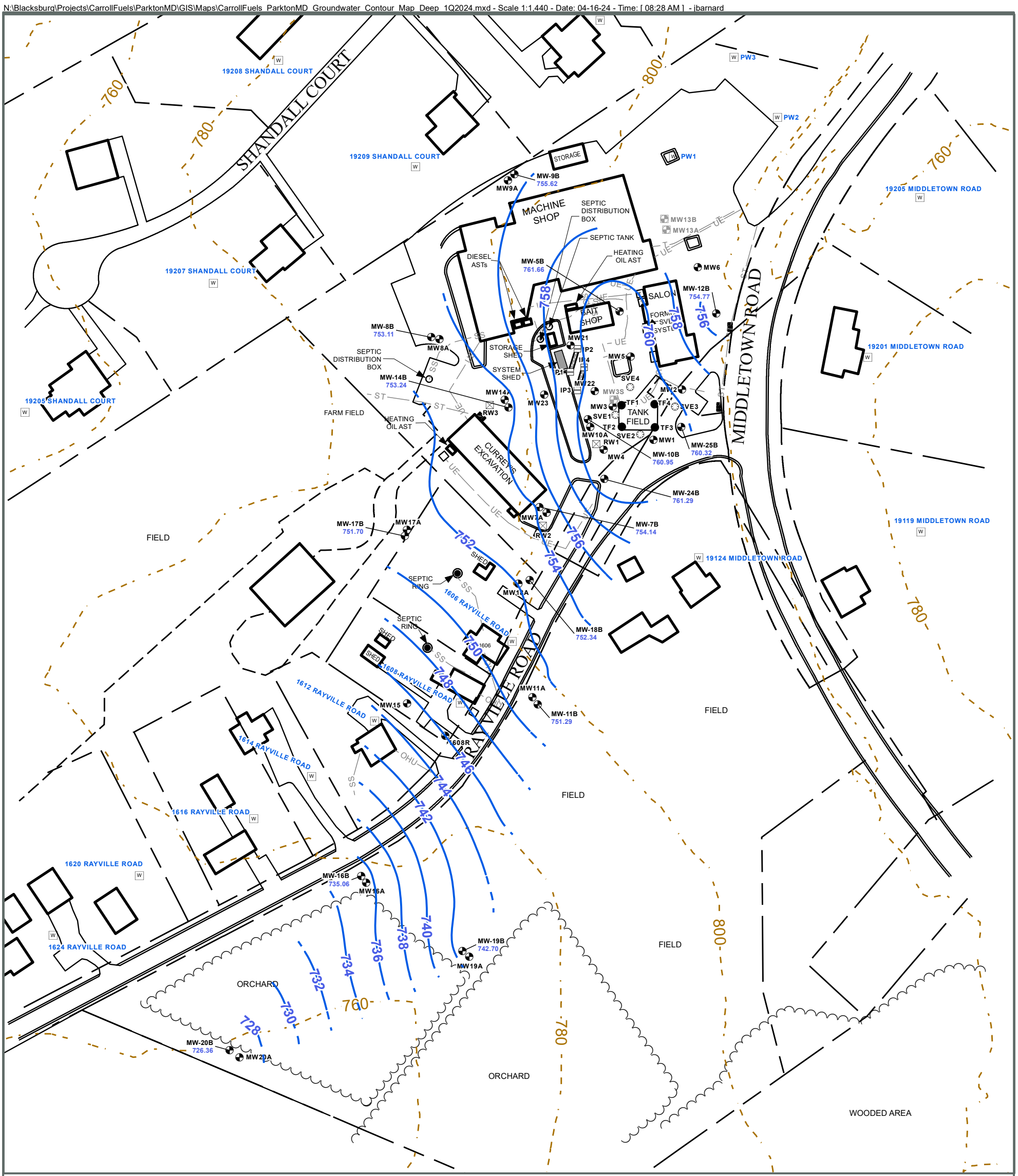

LEGEND

- PROPERTY BOUNDARY
- CATCH BASIN
- TRANSFORMER
- POTABLE WELL
- TANK FIELD WELL
- MONITORING WELL
- RECOVERY WELL
- SOIL VAPOR EXTRACTION WELL
- ABANDONED MONITORING WELL
- INJECTION POINT
- SS — UNDERGROUND SANITARY SEWER LINE
- ST — UNDERGROUND STORM SEWER LINE
- T — UNDERGROUND TELEPHONE LINE
- UE — UNDERGROUND ELECTRIC LINE
- OHU — OVERHEAD UTILITIY LINE
- SYSTEM SHED
- INFILTRATION GALLERY
- GROUNDWATER CONTOUR INTERVAL (feet)
- INFERRED CONTOUR INTERVAL (feet)
- 761.66 GROUNDWATER ELEVATION

Monitoring Wells Contoured:

MW-5B, MW-7B, MW-8B, MW-9B, MW-10B, MW-11B, MW-12B, MW-14B, MW-16B, MW-17B, MW-18B, MW-19B, MW-20B, MW-24B and MW-25B

Groundwater Contour Map
Deep B Series Wells - February 5, 2024

Wally's Citgo Station
19200 Middletown Road
Parkton, Maryland

Drawn **JDB**
Designed **KB**
Approved **-**

Date **4/16/24**
Figure **5**

Scale In Feet (Approximate)
0 120

GES
Groundwater & Environmental Services, Inc.

N:\Blacksburg\Projects\CarrollFuels\ParktonMD\GIS\Maps\CarrollFuels_ParktonMD_MW_Concentration_Map_1Q2024.mxd - Scale 1:1,440 - Date: 04-15-24 - Time: [04:11 PM] - jbarnard

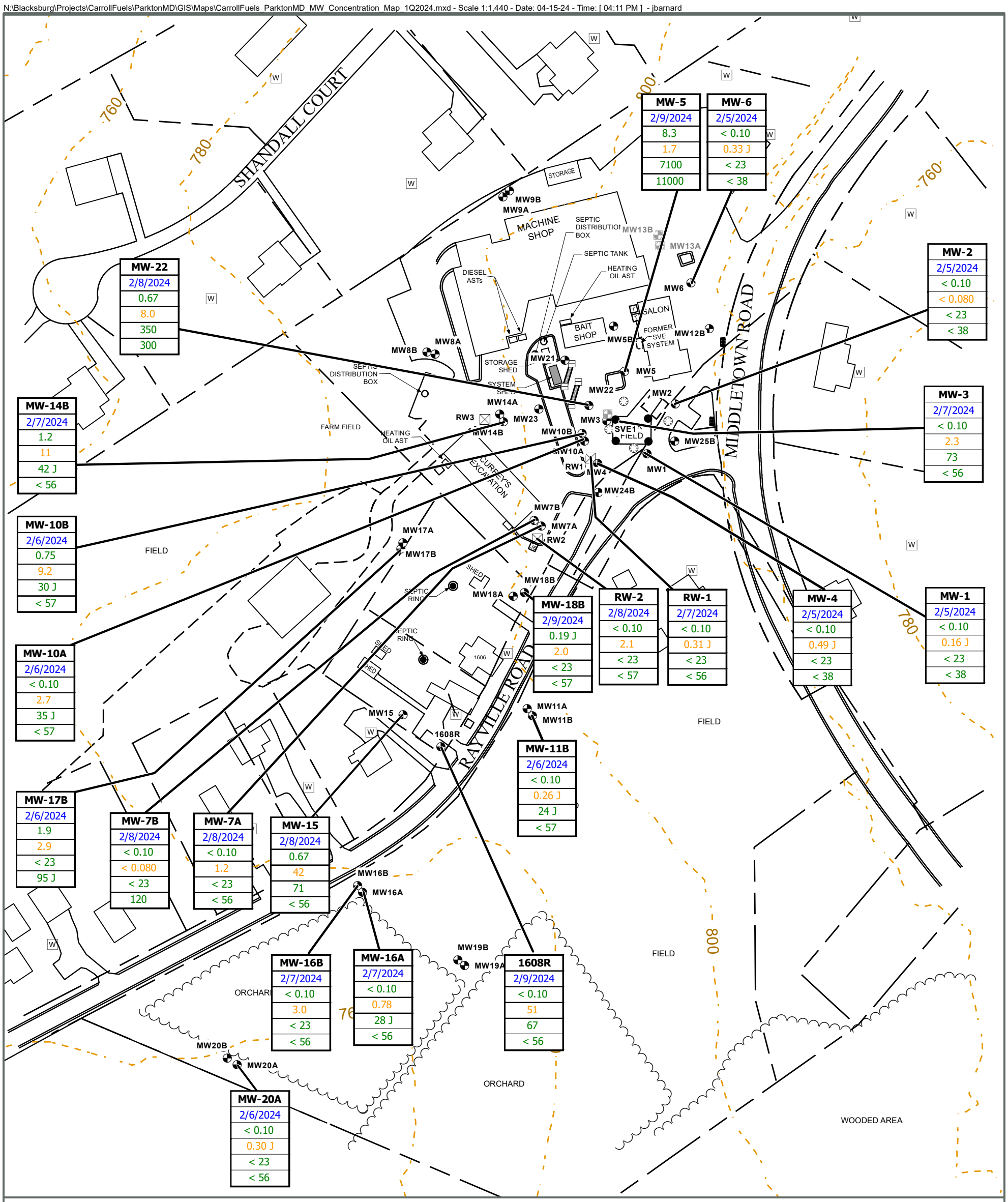

LEGEND

- PROPERTY BOUNDARY
- TOPOGRAPHIC CONTOURS (20 ft)
- CATCH BASIN
- TRANSFORMER
- REMEDIAL SYSTEM JUNCTION BOX
- POTABLE WELL
- TANK FIELD WELL
- MONITORING WELL
- RECOVERY WELL
- SOIL VAPOR EXTRACTION WELL
- ABANDONED MONITORING WELL
- INJECTION POINT
- SYSTEM SHED
- INFILTRATION GALLERY

Analyte abbreviation definitions:
MTBE - Methyl tert-butyl ether
TPH-GRO - Total Petroleum Hydrocarbons - Gas Range Organics
TPH-DRO - Total Petroleum Hydrocarbons - Diesel Range Organics

Well ID
Date
Benzene (ug/L)
MTBE (ug/L)
TPH-GRO (ug/L)
TPH-DRO (ug/L)

Notes:
ug/L - micrograms per liter

J - Detected between the Method Detection Limit (MDL) and the Reporting Limit (RL); therefore, result is an estimated value.

Monitoring Well Concentration Map
First Quarter 2024

Wally's Citgo Station
19200 Middletown Road
Parkton, Maryland

Drawn
JDB
Designed
KB
Approved
-

Date
4/15/24
Figure
6

Scale In Feet (Approximate)
0 120

Groundwater & Environmental Services, Inc.

N:\Blacksburg\Projects\CarrollFuels\ParktonMD\GIS\Maps\CarrollFuels_ParktonMD_Potable_Well_Concentration_Map_1Q2024.mxd - Scale 1:2,880 - Date: 04-15-24 - Time: [03:54 PM] - jbarnard

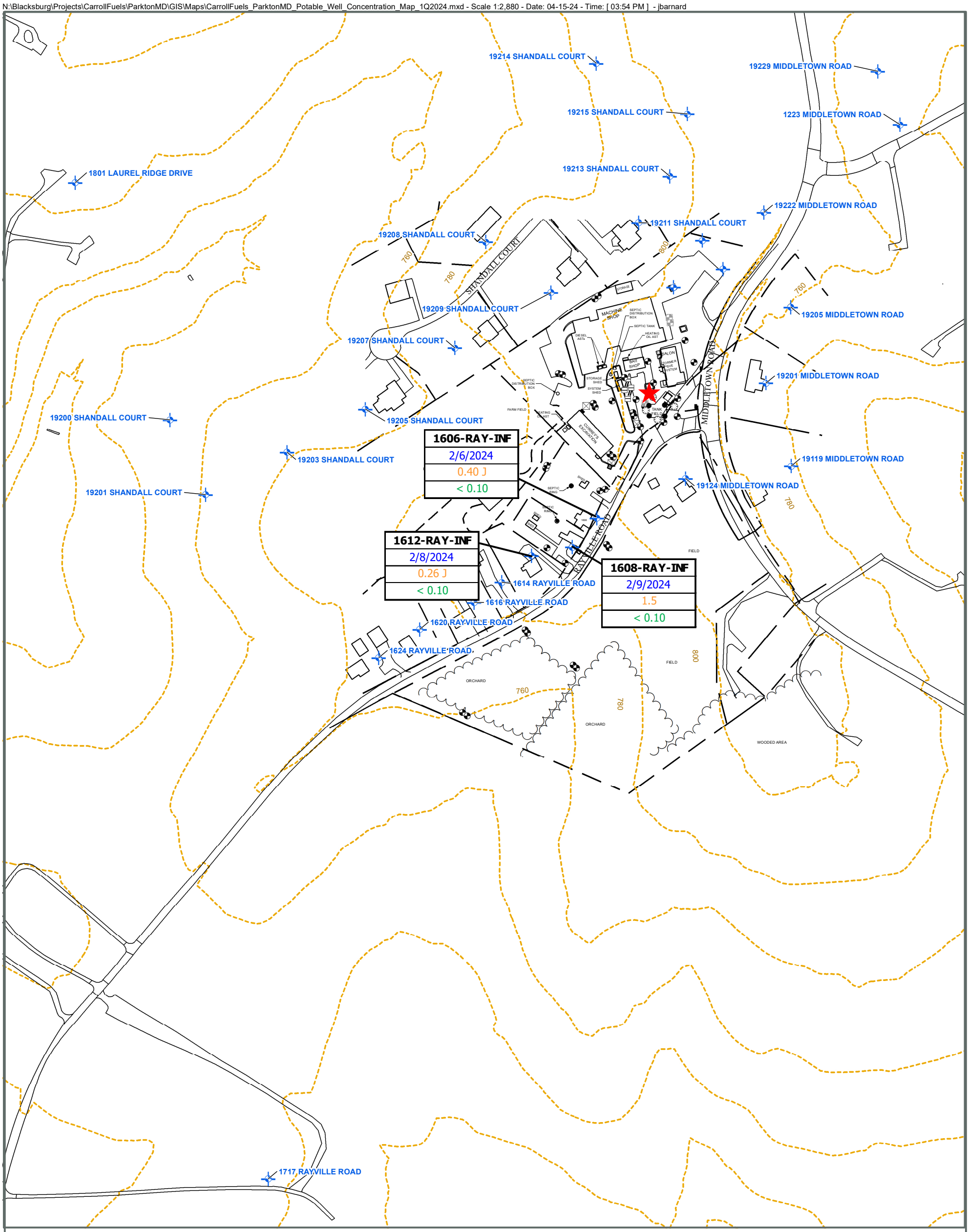

LEGEND

- PROPERTY BOUNDARY
- TOPOGRAPHIC CONTOURS (20 ft)
- POTABLE WELL
- TANK FIELD WELL
- MONITORING WELL
- RECOVERY WELL
- SOIL VAPOR EXTRACTION WELL
- ABANDONED MONITORING WELL
- INJECTION POINT
- SITE

Well ID
Sample Date
MTBE (ug/L)
Benzene (ug/L)

Sample Abbreviations:
RAY - Rayville Road
MDTN - Middletown Road
INF - Influent
PW1, 2, 3 - Potable Wells at 19200 Middletown Road

Notes:
ug/L - Micrograms per liter
<# - Result was not detected above the indicated method detection limit
J - Result is between method detection limit and reporting limit
MTBE - Methyl tert-butyl ether

SOURCE: BALTIMORE COUNTY GIS DATA, BASED ON MAP PROVIDED BY ENVIRONMENTAL ALLIANCE, INC. TITLED POTABLE WELL LOCATION MAP, DATED 8/19/2010.

Potable Well Concentration Map
First Quarter 2024

Wally's Citgo Station
19200 Middletown Road
Parkton, Maryland

Drawn **JDB**
Designed **KB**
Approved **-**
Date **4/15/24**
Figure **7**

Scale In Feet (Approximate)
0 240

Groundwater & Environmental Services, Inc.

TABLES

Table 1

HISTORICAL GROUNDWATER DATA SUMMARY

High's Store #141 - Former Wally's Citgo

19200 Middletown Rd.

Parkton, MD

Well ID	Date	Top of Casing (ft)	Depth to Water (ft)	GW Elevation (ft)	Benzene (µg/L)	Toluene (µg/L)	Ethylbenzene (µg/L)	Total Xylenes (µg/L)	MTBE (µg/L)	Naphthalene (µg/L)	Diisopropyl ether (µg/L)	Tert-amyl methyl ether (µg/L)	Tert-Butyl Alcohol (µg/L)	TPH-GRO (µg/L)	TPH-DRO (µg/L)
GW Clean-up Standards*					**5**	**1,000**	**700**	**10,000**	**20**	**0.17**	**NL**	**NL**	**NL**	**47**	**47**
MW-1	02/22/2022	802.09	44.81	757.28	-	-	-	-	-	-	-	-	-	-	-
MW-1	02/23/2022	802.09	44.81	757.28	<0.050	<0.070	<0.060	<0.15	0.17 J	<0.050	<0.050	<0.20	<1.1	<23	<56
MW-1	05/10/2022	802.09	40.32	761.77	<0.050	<0.070	<0.060	<0.15	0.19 J	<0.050	<0.050	<0.20	<1.1	<23	<57
MW-1	08/22/2022	802.09	40.11	761.98	-	-	-	-	-	-	-	-	-	-	-
MW-1	08/24/2022	802.09	42.66	759.43	<0.10	<0.080	<0.080	<0.070	0.11 J	<0.080	<0.10	<0.20	<3.0	<23	<57
MW-1	11/14/2022	802.09	44.36	757.73	-	-	-	-	-	-	-	-	-	-	-
MW-1	11/15/2022	802.09	44.40	757.69	<0.10	<0.080	<0.080	<0.070	0.16 J	<0.080	<0.10	<0.20	<3.0	<23	<57
MW-1	02/13/2023	802.09	42.11	759.98	<0.10	<0.080	<0.080	<0.070	0.10 J	<0.080	<0.10	<0.20	<3.0	<23	<56
MW-1	05/16/2023	802.09	42.82	759.27	<0.10	<0.080	<0.080	<0.070	<0.080	<0.080	<0.10	<0.20	<3.0	<23	<56
MW-1	08/15/2023	802.09	44.49	757.60	<0.10	2.6	<0.080	<0.070	<0.080	<0.080	<0.10	<0.20	<3.0	<23	<56
MW-1	12/4/2023	802.09	46.83	755.26	<0.10	<0.080	<0.080	<0.070	0.098 J	<0.080	<0.10	<0.20	<3.0	<23	<57
MW-1	02/05/2024	802.09	39.42	762.67	< 0.10	< 0.080	< 0.080	< 0.070	0.16 J	< 0.080	< 0.10	< 0.20	< 3.0	< 23	< 38
MW-2	02/22/2022	801.83	43.28	758.55	-	-	-	-	-	-	-	-	-	-	-
MW-2	02/23/2022	801.83	43.28	758.55	<0.050	<0.070	<0.060	<0.15	<0.050	<0.050	<0.050	<0.20	<1.1	<23	<57
MW-2	05/10/2022	801.83	39.56	762.27	-	-	-	-	-	-	-	-	-	-	-
MW-2	05/11/2022	801.83	39.37	762.46	<0.050	<0.070	<0.060	<0.15	<0.050	<0.050	<0.050	<0.20	<1.1	<23	<56
MW-2	08/22/2022	801.83	39.78	762.05	-	-	-	-	-	-	-	-	-	-	-
MW-2	08/24/2022	801.83	41.55	760.28	<0.10	<0.080	<0.080	<0.070	<0.080	<0.080	<0.10	<0.20	<3.0	<23	<57
MW-2	11/14/2022	801.83	42.98	758.85	-	-	-	-	-	-	-	-	-	-	-
MW-2	11/15/2022	801.83	42.98	758.85	<0.10	0.64	<0.080	<0.070	<0.080	<0.080	<0.10	<0.20	<3.0	28 J	<57
MW-2	02/13/2023	801.83	41.01	760.82	<0.10	<0.080	<0.080	<0.070	<0.080	<0.080	<0.10	<0.20	<3.0	<23	<56
MW-2	05/16/2023	801.83	41.65	760.18	<0.10	<0.080	<0.080	<0.070	<0.080	<0.080	<0.10	<0.20	<3.0	<23	<57
MW-2	08/15/2023	801.83	43.17	758.66	<0.10	1.3	<0.080	<0.070	<0.080	<0.080	<0.10	<0.20	<3.0	<23	<56
MW-2	12/4/2023	801.83	45.15	756.68	<0.10	<0.080	<0.080	<0.070	<0.080	<0.080	<0.10	<0.20	<3.0	<23	<58
MW-2	02/05/2024	801.83	38.88	762.95	< 0.10	< 0.080	< 0.080	< 0.070	< 0.080	< 0.080	< 0.10	< 0.20	< 3.0	< 23	< 38
MW-3	02/22/2022	801.45	43.69	757.76	-	-	-	-	-	-	-	-	-	-	-
MW-3	02/28/2022	801.45	43.57	757.88	0.22 J	<0.070	<0.060	<0.15	1.4	<0.050	<0.050	<0.20	<1.1	120	<57
MW-3	05/10/2022	801.45	39.95	761.50	-	-	-	-	-	-	-	-	-	-	-
MW-3	05/11/2022	801.45	39.75	761.70	1.2	3.5	5	44	14	8.2	0.17 J	<0.20	120	570	730
MW-3	08/22/2022	801.45	-	-	-	-	-	-	-	-	-	-	-	-	-
MW-3	08/25/2022	801.45	41.64	759.81	0.34 J	<0.080	<0.080	0.11 J	2.4	2.3	<0.10	<0.20	40	230	120
MW-3	11/14/2022	801.45	43.11	758.34	-	-	-	-	-	-	-	-	-	-	-
MW-3	11/18/2022	801.45	42.89	758.56	<0.10	<0.080	<0.080	<0.070	1.3	<0.080	<0.10	<0.20	<3.0	250	<57
MW-3	02/13/2023	801.45	41.65	759.80	-	-	-	-	-	-	-	-	-	-	-

Table 1

HISTORICAL GROUNDWATER DATA SUMMARY

High's Store #141 - Former Wally's Citgo

19200 Middletown Rd.

Parkton, MD

Well ID	Date	1,2,4-Trimethylbenzene (µg/L)	1,2-Dibromoethane (ug/L)	1,2-Dichloroethane (ug/L)	1,3,5-Trimethylbenzene (ug/L)	Chloroform (ug/L)	Isopropylbenzene (ug/L)	n-Butylbenzene (ug/L)	n-Propylbenzene (ug/L)	p-Isopropyltoluene (ug/L)	sec-Butylbenzene (ug/L)	Tetrachloroethene (ug/L)
GW Clean-up Standards*		**5.6**	**0.05**	**5**	**6**	**80**	**45**	**NL**	**NL**	**NL**	**NL**	**5**
MW-1	02/22/2022	-	-	-	-	-	-	-	-	-	-	-
MW-1	02/23/2022	<0.060	<0.060	<0.050	<0.060	<0.090	<0.050	<0.050	<0.060	<0.050	<0.060	<0.060
MW-1	05/10/2022	<0.060	<0.060	<0.050	<0.060	<0.090	<0.050	<0.050	<0.060	<0.050	<0.060	<0.060
MW-1	08/22/2022	-	-	-	-	-	-	-	-	-	-	-
MW-1	08/24/2022	<0.080	<0.080	<0.070	<0.080	<0.090	<0.080	<0.080	<0.10	<0.080	<0.10	0.25 J
MW-1	11/14/2022	-	-	-	-	-	-	-	-	-	-	-
MW-1	11/15/2022	<0.080	<0.080	<0.070	<0.080	<0.090	0.22 J	<0.080	<0.10	<0.080	<0.10	<0.20
MW-1	02/13/2023	<0.080	<0.080	<0.070	<0.080	<0.090	<0.080	<0.080	<0.10	<0.080	<0.10	<0.20
MW-1	05/16/2023	<0.080	<0.080	<0.070	<0.080	<0.090	<0.080	<0.080	<0.10	<0.080	<0.10	<0.20
MW-1	08/15/2023	<0.080	<0.080	<0.070	<0.080	<0.090	<0.080	<0.080	<0.10	<0.080	<0.10	<0.20
MW-1	12/4/2023	<0.080	<0.080	<0.070	<0.080	<0.090	<0.080	<0.080	<0.10	<0.080	<0.10	<0.20
MW-1	02/05/2024	< 0.080	< 0.080	< 0.070	< 0.080	< 0.090	< 0.080	< 0.080	< 0.10	< 0.080	< 0.10	< 0.20
MW-2	02/22/2022	-	-	-	-	-	-	-	-	-	-	-
MW-2	02/23/2022	<0.060	<0.060	<0.050	<0.060	<0.090	<0.050	<0.050	<0.060	<0.050	<0.060	<0.060
MW-2	05/10/2022	-	-	-	-	-	-	-	-	-	-	-
MW-2	05/11/2022	<0.060	<0.060	<0.050	<0.060	<0.090	<0.050	<0.050	<0.060	<0.050	<0.060	<0.060
MW-2	08/22/2022	-	-	-	-	-	-	-	-	-	-	-
MW-2	08/24/2022	<0.080	<0.080	<0.070	<0.080	<0.090	<0.080	<0.080	<0.10	<0.080	<0.10	0.27 J
MW-2	11/14/2022	-	-	-	-	-	-	-	-	-	-	-
MW-2	11/15/2022	<0.080	<0.080	<0.070	<0.080	<0.090	7.9	<0.080	<0.10	<0.080	<0.10	<0.20
MW-2	02/13/2023	<0.080	<0.080	<0.070	<0.080	<0.090	<0.080	<0.080	<0.10	<0.080	<0.10	<0.20
MW-2	05/16/2023	<0.080	<0.080	<0.070	<0.080	<0.090	<0.080	<0.080	<0.10	<0.080	<0.10	<0.20
MW-2	08/15/2023	<0.080	<0.080	<0.070	<0.080	<0.090	<0.080	<0.080	<0.10	<0.080	<0.10	<0.20
MW-2	12/4/2023	<0.080	<0.080	<0.070	<0.080	<0.090	<0.080	<0.080	<0.10	<0.080	<0.10	<0.20
MW-2	02/05/2024	< 0.080	< 0.080	< 0.070	< 0.080	< 0.090	< 0.080	< 0.080	< 0.10	< 0.080	< 0.10	< 0.20
MW-3	02/22/2022	-	-	-	-	-	-	-	-	-	-	-
MW-3	02/28/2022	<0.060	<0.060	<0.050	<0.060	<0.090	<0.050	<0.050	<0.060	<0.050	0.68	0.13 J
MW-3	05/10/2022	-	-	-	-	-	-	-	-	-	-	-
MW-3	05/11/2022	38	<0.060	0.16 J	10	<0.090	5.3	1.1	6.2	0.66	2.8	0.30 J
MW-3	08/22/2022	-	-	-	-	-	-	-	-	-	-	-
MW-3	08/25/2022	<0.080	<0.080	<0.070	<0.080	<0.090	2.1	0.54	<0.10	<0.080	2.3	<0.20
MW-3	11/14/2022	-	-	-	-	-	-	-	-	-	-	-
MW-3	11/18/2022	<0.080	<0.080	<0.070	<0.080	<0.090	0.21 J	<0.080	<0.10	<0.080	1.3	<0.20
MW-3	02/13/2023	-	-	-	-	-	-	-	-	-	-	-

Table 1

HISTORICAL GROUNDWATER DATA SUMMARY

High's Store #141 - Former Wally's Citgo

19200 Middletown Rd.

Parkton, MD

Well ID	Date	Top of Casing (ft)	Depth to Water (ft)	GW Elevation (ft)	Benzene (µg/L)	Toluene (µg/L)	Ethylbenzene (µg/L)	Total Xylenes (µg/L)	MTBE (µg/L)	Naphthalene (µg/L)	Diisopropyl ether (µg/L)	Tert-amyl methyl ether (µg/L)	Tert-Butyl Alcohol (µg/L)	TPH-GRO (µg/L)	TPH-DRO (µg/L)
GW Clean-up Standards*					**5**	**1,000**	**700**	**10,000**	**20**	**0.17**	**NL**	**NL**	**NL**	**47**	**47**
MW-3	02/14/2023	801.45	41.65	759.80	0.35 J	<0.080	<0.080	<0.070	2.0	<0.080	<0.10	<0.20	<3.0	75	<56
MW-3	05/16/2023	801.45	42.23	759.22	-	-	-	-	-	-	-	-	-	-	-
MW-3	05/18/2023	801.45	42.23	759.22	<0.10	<0.080	<0.080	<0.070	1.0	<0.080	<0.10	<0.20	<3.0	80	<56
MW-3	08/16/2023	801.45	43.75	757.70	<0.10	0.55	<0.080	<0.070	0.51	<0.080	<0.10	<0.20	<3.0	170	<57
MW-3	12/7/2023	801.45	45.70	755.75	<0.10	<0.080	<0.080	<0.070	0.69	<0.080	<0.10	<0.20	<3.0	220	<56
MW-3	02/07/2024	801.45	39.65	761.8	< 0.10	< 0.080	< 0.080	< 0.070	2.3	< 0.080	< 0.10	< 0.20	< 3.0	73	< 56
MW-4	02/22/2022	801.35	43.93	757.42	-	-	-	-	-	-	-	-	-	-	-
MW-4	02/23/2022	801.35	43.93	757.42	<0.050	<0.070	<0.060	<0.15	0.76	<0.050	<0.050	<0.20	3.7 J	<23	<57
MW-4	05/10/2022	801.35	40.43	760.92	-	-	-	-	-	-	-	-	-	-	-
MW-4	05/11/2022	801.35	40.23	761.12	<0.050	<0.070	<0.060	<0.15	0.96	<0.050	<0.050	<0.20	<1.1	<23	<56
MW-4	08/22/2022	801.35	38.97	762.38	-	-	-	-	-	-	-	-	-	-	-
MW-4	08/25/2022	801.35	41.92	759.43	<0.10	<0.080	<0.080	<0.070	1.9	<0.080	<0.10	<0.20	<3.0	<23	<57
MW-4	11/14/2022	801.35	43.39	757.96	-	-	-	-	-	-	-	-	-	-	-
MW-4	11/18/2022	801.35	43.20	758.15	<0.10	0.081 J	<0.080	<0.070	1.3	<0.080	<0.10	<0.20	<3.0	<23	<57
MW-4	02/13/2023	801.35	41.74	759.61	-	-	-	-	-	-	-	-	-	-	-
MW-4	02/14/2023	801.35	41.74	759.61	<0.10	<0.080	<0.080	<0.070	0.92	<0.080	<0.10	<0.20	<3.0	<23	<57
MW-4	05/16/2023	801.35	42.42	758.93	-	-	-	-	-	-	-	-	-	-	-
MW-4	05/18/2023	801.35	42.42	758.93	<0.10	<0.080	<0.080	<0.070	0.78	<0.080	<0.10	<0.20	<3.0	<23	<55
MW-4	08/16/2023	801.35	43.98	757.37	<0.10	2.0	<0.080	<0.070	0.39 J	<0.080	<0.10	<0.20	<3.0	<23	<57
MW-4	12/4/2023	801.35	45.91	755.44	<0.10	<0.080	<0.080	<0.070	0.40 J	<0.080	<0.10	<0.20	<3.0	<23	<57
MW-4	02/05/2024	801.35	39.68	761.67	< 0.10	< 0.080	< 0.080	< 0.070	0.49 J	< 0.080	< 0.10	< 0.20	< 3.0	< 23	< 38
MW-5B	02/22/2022	802.64	43.96	758.68	-	-	-	-	-	-	-	-	-	-	-
MW-5B	05/10/2022	802.64	41.22	761.42	-	-	-	-	-	-	-	-	-	-	-
MW-5B	08/22/2022	802.64	40.52	762.12	-	-	-	-	-	-	-	-	-	-	-
MW-5B	08/24/2022	802.64	41.95	760.69	0.11 J	0.15 J	<0.080	<0.070	<0.080	<0.080	<0.10	<0.20	<3.0	<23	<57
MW-5B	11/14/2022	802.64	43.33	759.31	-	-	-	-	-	-	-	-	-	-	-
MW-5B	02/13/2023	802.64	42.37	760.27	-	-	-	-	-	-	-	-	-	-	-
MW-5B	05/16/2023	802.64	42.71	759.93	-	-	-	-	-	-	-	-	-	-	-
MW-5B	08/15/2023	802.64	43.90	758.74	-	-	-	-	-	-	-	-	-	-	-
MW-5B	12/4/2023	802.64	45.59	757.05	-	-	-	-	-	-	-	-	-	-	-
MW-5B	02/05/2024	802.64	40.98	761.66	-	-	-	-	-	-	-	-	-	-	-
MW-5	02/22/2022	802.18	43.21	758.97	-	-	-	-	-	-	-	-	-	-	-
MW-5	03/03/2022	802.18	43.13	759.05	1.2	<0.070	1	0.31 J	1.3	4.6	0.055 J	<0.20	45	100	120
MW-5	05/10/2022	802.18	39.92	762.26	-	-	-	-	-	-	-	-	-	-	-

Table 1

HISTORICAL GROUNDWATER DATA SUMMARY

High's Store #141 - Former Wally's Citgo

19200 Middletown Rd.

Parkton, MD

Well ID	Date	1,2,4-Trimethylbenzene (µg/L)	1,2-Dibromoethane (ug/L)	1,2-Dichloroethane (ug/L)	1,3,5-Trimethylbenzene (ug/L)	Chloroform (ug/L)	Isopropylbenzene (ug/L)	n-Butylbenzene (ug/L)	n-Propylbenzene (ug/L)	p-Isopropyltoluene (ug/L)	sec-Butylbenzene (ug/L)	Tetrachloroethene (ug/L)
GW Clean-up Standards*		**5.6**	**0.05**	**5**	**6**	**80**	**45**	**NL**	**NL**	**NL**	**NL**	**5**
MW-3	02/14/2023	<0.080	<0.080	<0.070	<0.080	<0.090	<0.080	<0.080	<0.10	<0.080	0.61	<0.20
MW-3	05/16/2023	-	-	-	-	-	-	-	-	-	-	-
MW-3	05/18/2023	<0.080	<0.080	<0.070	<0.080	<0.090	<0.080	<0.080	<0.10	<0.080	0.36 J	<0.20
MW-3	08/16/2023	<0.080	<0.080	<0.070	<0.080	<0.090	<0.080	<0.080	<0.10	<0.080	0.85	0.24 J
MW-3	12/7/2023	<0.080	<0.080	<0.070	<0.080	<0.090	0.14 J	<0.080	<0.10	<0.080	1.5	<0.20
MW-3	02/07/2024	< 0.080	< 0.080	< 0.070	< 0.080	< 0.090	< 0.080	< 0.080	< 0.10	< 0.080	0.36 J	< 0.20
MW-4	02/22/2022	-	-	-	-	-	-	-	-	-	-	-
MW-4	02/23/2022	<0.060	<0.060	<0.050	<0.060	0.095 J	<0.050	<0.050	<0.060	<0.050	<0.060	0.17 J
MW-4	05/10/2022	-	-	-	-	-	-	-	-	-	-	-
MW-4	05/11/2022	<0.060	<0.060	<0.050	<0.060	<0.090	<0.050	<0.050	<0.060	<0.050	<0.060	0.18 J
MW-4	08/22/2022	-	-	-	-	-	-	-	-	-	-	-
MW-4	08/25/2022	<0.080	<0.080	<0.070	<0.080	<0.090	<0.080	<0.080	<0.10	<0.080	<0.10	0.38 J
MW-4	11/14/2022	-	-	-	-	-	-	-	-	-	-	-
MW-4	11/18/2022	<0.080	<0.080	<0.070	<0.080	<0.090	0.40 J	<0.080	<0.10	<0.080	<0.10	0.32 J
MW-4	02/13/2023	-	-	-	-	-	-	-	-	-	-	-
MW-4	02/14/2023	<0.080	<0.080	<0.070	<0.080	<0.090	<0.080	<0.080	<0.10	<0.080	<0.10	<0.20
MW-4	05/16/2023	-	-	-	-	-	-	-	-	-	-	-
MW-4	05/18/2023	<0.080	<0.080	<0.070	<0.080	<0.090	<0.080	<0.080	<0.10	<0.080	<0.10	<0.20
MW-4	08/16/2023	<0.080	<0.080	<0.070	<0.080	<0.090	<0.080	<0.080	<0.10	<0.080	<0.10	<0.20
MW-4	12/4/2023	<0.080	<0.080	<0.070	<0.080	<0.090	<0.080	<0.080	<0.10	<0.080	<0.10	<0.20
MW-4	02/05/2024	< 0.080	< 0.080	< 0.070	< 0.080	< 0.090	< 0.080	< 0.080	< 0.10	< 0.080	< 0.10	< 0.20
MW-5B	02/22/2022	-	-	-	-	-	-	-	-	-	-	-
MW-5B	05/10/2022	-	-	-	-	-	-	-	-	-	-	-
MW-5B	08/22/2022	-	-	-	-	-	-	-	-	-	-	-
MW-5B	08/24/2022	<0.080	<0.080	<0.070	<0.080	<0.090	<0.080	<0.080	<0.10	<0.080	<0.10	<0.20
MW-5B	11/14/2022	-	-	-	-	-	-	-	-	-	-	-
MW-5B	02/13/2023	-	-	-	-	-	-	-	-	-	-	-
MW-5B	05/16/2023	-	-	-	-	-	-	-	-	-	-	-
MW-5B	08/15/2023	-	-	-	-	-	-	-	-	-	-	-
MW-5B	12/4/2023	-	-	-	-	-	-	-	-	-	-	-
MW-5B	02/05/2024	-	-	-	-	-	-	-	-	-	-	-
MW-5	02/22/2022	-	-	-	-	-	-	-	-	-	-	-
MW-5	03/03/2022	0.31 J	<0.060	0.22 J	<0.060	<0.090	0.95	0.46 J	0.49 J	0.096 J	2.0	<0.060
MW-5	05/10/2022	-	-	-	-	-	-	-	-	-	-	-

Table 1

HISTORICAL GROUNDWATER DATA SUMMARY

High's Store #141 - Former Wally's Citgo
19200 Middletown Rd.
Parkton, MD

Well ID	Date	Top of Casing (ft)	Depth to Water (ft)	GW Elevation (ft)	Benzene (µg/L)	Toluene (µg/L)	Ethylbenzene (µg/L)	Total Xylenes (µg/L)	MTBE (µg/L)	Naphthalene (µg/L)	Diisopropyl ether (µg/L)	Tert-amyl methyl ether (µg/L)	Tert-Butyl Alcohol (µg/L)	TPH-GRO (µg/L)	TPH-DRO (µg/L)
GW Clean-up Standards*					**5**	**1,000**	**700**	**10,000**	**20**	**0.17**	**NL**	**NL**	**NL**	**47**	**47**
MW-5	05/12/2022	802.18	39.62	762.56	2.1	1.1	18	32	0.97	15	0.075 J	<0.20	50	550	840
MW-5	08/22/2022	802.18	39.33	762.85	-	-	-	-	-	-	-	-	-	-	-
MW-5	08/29/2022	802.18	41.83	760.35	8.2	2.0 J	200	240	2.9	100	<0.50	<1.0	280	4100	9000
MW-5	11/14/2022	802.18	42.52	759.66	-	-	-	-	-	-	-	-	-	-	-
MW-5	11/23/2022	802.18	42.43	759.75	2.2	1.3	14	17	0.47 J	11	<0.10	<0.20	7.8 J	240	350
MW-5	02/13/2023	802.18	41.22	760.96	-	-	-	-	-	-	-	-	-	-	-
MW-5	02/17/2023	802.18	41.22	760.96	4.8	14	99	380	0.83	25	0.10 J	< 0.20	44	2,300	1,600
MW-5	05/16/2023	802.18	41.73	760.45	-	-	-	-	-	-	-	-	-	-	-
MW-5	05/22/2023	802.18	41.90	760.28	4.3	7.9	46	80	0.70	29	<0.10	<0.20	28	680	720
MW-5	08/21/2023	802.18	43.14	759.04	2.3	5.2	20	42	0.68	9.2	<0.10	<0.20	12	290	220
MW-5	12/7/2023	802.18	45.10	757.08	5.7	13	180	120	1.3	31	0.13 J	<0.20	46	1000	740
MW-5	02/09/2024	802.18	39.27	762.91	8.3	160	280	1400	1.7	190	0.18 J	< 0.20	350	7,100	11,000
MW-6	02/22/2022	801.08	45.50	755.58	-	-	-	-	-	-	-	-	-	-	-
MW-6	02/23/2022	801.08	45.50	755.58	<0.050	<0.070	<0.060	<0.15	0.45 J	<0.050	<0.050	<0.20	<1.1	<23	<57
MW-6	05/10/2022	801.08	43.13	757.95	-	-	-	-	-	-	-	-	-	-	-
MW-6	05/11/2022	801.08	43.15	757.93	<0.050	<0.070	<0.060	<0.15	0.61	<0.050	<0.050	<0.20	<1.1	<23	<56
MW-6	08/22/2022	801.08	44.22	756.86	-	-	-	-	-	-	-	-	-	-	-
MW-6	08/24/2022	801.08	44.41	756.67	<0.10	<0.080	<0.080	<0.070	0.48 J	<0.080	<0.10	<0.20	<3.0	<23	<57
MW-6	11/14/2022	801.08	45.95	755.13	-	-	-	-	-	-	-	-	-	-	-
MW-6	11/15/2022	801.08	45.95	755.13	<0.10	0.11 J	<0.080	<0.070	0.48 J	<0.080	<0.10	<0.20	<3.0	<23	<56
MW-6	02/13/2023	801.08	43.8	757.28	<0.10	<0.080	<0.080	<0.070	0.49 J	0.17 J	<0.10	<0.20	<3.0	<23	<57
MW-6	05/16/2023	801.08	43.13	757.95	-	-	-	-	-	-	-	-	-	-	-
MW-6	05/17/2023	801.08	43.13	757.95	<0.10	<0.080	<0.080	<0.070	0.39 J	<0.080	<0.10	<0.20	<3.0	<23	<56
MW-6	08/15/2023	801.08	44.88	756.20	<0.10	1.7	<0.080	<0.070	0.31 J	<0.080	<0.10	<0.20	<3.0	<23	<56
MW-6	12/4/2023	801.08	47.17	753.91	<0.10	<0.080	<0.080	<0.070	0.27 J	<0.080	<0.10	<0.20	<3.0	<23	<57
MW-6	02/05/2024	801.08	42.17	758.91	< 0.10	< 0.080	< 0.080	< 0.070	0.33 J	< 0.080	< 0.10	< 0.20	< 3.0	< 23	< 38
MW-7A	02/22/2022	796.66	46.17	750.49	-	-	-	-	-	-	-	-	-	-	-
MW-7A	02/28/2022	796.66	46.21	750.45	<0.050	<0.070	<0.060	<0.15	0.53	<0.050	<0.050	<0.20	<1.1	<23	<58
MW-7A	05/10/2022	796.66	44.12	752.54	-	-	-	-	-	-	-	-	-	-	-
MW-7A	05/12/2022	796.66	43.90	752.76	<0.050	<0.070	<0.060	<0.15	0.99	<0.050	<0.050	<0.20	<1.1	<23	<55
MW-7A	08/22/2022	796.66	43.79	752.87	-	-	-	-	-	-	-	-	-	-	-
MW-7A	08/29/2022	796.66	44.30	752.36	<0.10	<0.080	<0.080	<0.070	0.72	<0.080	<0.10	<0.20	<3.0	<23	<57
MW-7A	11/14/2022	796.66	45.70	750.96	-	-	-	-	-	-	-	-	-	-	-
MW-7A	11/18/2022	796.66	45.60	751.06	<0.10	<0.080	<0.080	<0.070	0.80	<0.080	<0.10	<0.20	<3.0	26 J	<57

Table 1

HISTORICAL GROUNDWATER DATA SUMMARY

High's Store #141 - Former Wally's Citgo

19200 Middletown Rd.

Parkton, MD

Well ID	Date	1,2,4-Trimethylbenzene (µg/L)	1,2-Dibromoethane (ug/L)	1,2-Dichloroethane (ug/L)	1,3,5-Trimethylbenzene (ug/L)	Chloroform (ug/L)	Isopropylbenzene (ug/L)	n-Butylbenzene (ug/L)	n-Propylbenzene (ug/L)	p-Isopropyltoluene (ug/L)	sec-Butylbenzene (ug/L)	Tetrachloroethene (ug/L)
GW Clean-up Standards*		**5.6**	**0.05**	**5**	**6**	**80**	**45**	**NL**	**NL**	**NL**	**NL**	**5**
MW-5	05/12/2022	31	0.5	0.44 J	8.8	<0.090	4.8	1.5	6.1	1.4	2.1	<0.060
MW-5	08/22/2022	-	-	-	-	-	-	-	-	-	-	-
MW-5	08/29/2022	410	0.59 J	1.4 J	76	<0.45	29	8.2	47	11	6.8	<1.0
MW-5	11/14/2022	-	-	-	-	-	-	-	-	-	-	-
MW-5	11/23/2022	10	<0.080	0.21 J	0.99	<0.090	7	1.1	4.1	0.6	1.3	<0.20
MW-5	02/13/2023	-	-	-	-	-	-	-	-	-	-	-
MW-5	02/17/2023	250	< 0.080	0.47 J	46	< 0.090	15	4.2	21	3.8	4.2	< 0.20
MW-5	05/16/2023	-	-	-	-	-	-	-	-	-	-	-
MW-5	05/22/2023	54	<0.080	0.43 J	6.7	<0.090	14	3	15	1.7	3.1	<0.20
MW-5	08/21/2023	9.0	<0.080	0.25 J	2.1	<0.090	5.6	1.2	5.3	0.76	2.3	<0.20
MW-5	12/7/2023	85	<0.080	0.54	14	<0.090	25	4.7	35	3.3	5.6	<0.20
MW-5	02/09/2024	540	1.1	0.66	130	< 0.090	37	7.9	62	8.5	6.6	< 0.20
MW-6	02/22/2022	-	-	-	-	-	-	-	-	-	-	-
MW-6	02/23/2022	<0.060	<0.060	<0.050	<0.060	<0.090	<0.050	<0.050	<0.060	<0.050	<0.060	<0.060
MW-6	05/10/2022	-	-	-	-	-	-	-	-	-	-	-
MW-6	05/11/2022	<0.060	<0.060	<0.050	<0.060	<0.090	<0.050	<0.050	<0.060	<0.050	<0.060	<0.060
MW-6	08/22/2022	-	-	-	-	-	-	-	-	-	-	-
MW-6	08/24/2022	<0.080	<0.080	<0.070	<0.080	<0.090	<0.080	<0.080	<0.10	<0.080	<0.10	0.31 J
MW-6	11/14/2022	-	-	-	-	-	-	-	-	-	-	-
MW-6	11/15/2022	<0.080	<0.080	<0.070	<0.080	<0.090	0.64	<0.080	<0.10	<0.080	<0.10	<0.20
MW-6	02/13/2023	<0.080	<0.080	<0.070	<0.080	<0.090	<0.080	<0.080	<0.10	<0.080	<0.10	<0.20
MW-6	05/16/2023	-	-	-	-	-	-	-	-	-	-	-
MW-6	05/17/2023	<0.080	<0.080	<0.070	<0.080	<0.090	<0.080	<0.080	<0.10	<0.080	<0.10	<0.20
MW-6	08/15/2023	<0.080	<0.080	<0.070	<0.080	<0.090	<0.080	<0.080	<0.10	<0.080	<0.10	<0.20
MW-6	12/4/2023	<0.080	<0.080	<0.070	<0.080	<0.090	<0.080	<0.080	<0.10	<0.080	<0.10	<0.20
MW-6	02/05/2024	< 0.080	< 0.080	< 0.070	< 0.080	< 0.090	< 0.080	< 0.080	< 0.10	< 0.080	< 0.10	< 0.20
MW-7A	02/22/2022	-	-	-	-	-	-	-	-	-	-	-
MW-7A	02/28/2022	<0.060	<0.060	<0.050	<0.060	0.30 J	<0.050	<0.050	<0.060	<0.050	<0.060	<0.060
MW-7A	05/10/2022	-	-	-	-	-	-	-	-	-	-	-
MW-7A	05/12/2022	<0.060	<0.060	<0.050	<0.060	0.44 J	<0.050	<0.050	<0.060	<0.050	<0.060	<0.060
MW-7A	08/22/2022	-	-	-	-	-	-	-	-	-	-	-
MW-7A	08/29/2022	<0.080	<0.080	<0.070	<0.080	0.27 J	<0.080	<0.080	<0.10	<0.080	<0.10	<0.20
MW-7A	11/14/2022	-	-	-	-	-	-	-	-	-	-	-
MW-7A	11/18/2022	<0.080	<0.080	<0.070	<0.080	0.27 J	0.21 J	<0.080	<0.10	<0.080	<0.10	<0.20

Table 1

HISTORICAL GROUNDWATER DATA SUMMARY

High's Store #141 - Former Wally's Citgo
19200 Middletown Rd.
Parkton, MD

Well ID	Date	Top of Casing (ft)	Depth to Water (ft)	GW Elevation (ft)	Benzene (µg/L)	Toluene (µg/L)	Ethylbenzene (µg/L)	Total Xylenes (µg/L)	MTBE (µg/L)	Naphthalene (µg/L)	Diisopropyl ether (µg/L)	Tert-amyl methyl ether (µg/L)	Tert-Butyl Alcohol (µg/L)	TPH-GRO (µg/L)	TPH-DRO (µg/L)
GW Clean-up Standards*					**5**	**1,000**	**700**	**10,000**	**20**	**0.17**	**NL**	**NL**	**NL**	**47**	**47**
MW-7A	02/13/2023	796.66	44.69	751.97	-	-	-	-	-	-	-	-	-	-	-
MW-7A	02/16/2023	796.66	44.69	751.97	<0.10	<0.080	<0.080	<0.070	0.41 J	<0.080	<0.10	<0.20	<3.0	<23	<56
MW-7A	05/16/2023	796.66	44.94	751.72	-	-	-	-	-	-	-	-	-	-	-
MW-7A	05/19/2023	796.66	44.94	751.72	<0.10	<0.080	<0.080	<0.070	0.44 J	<0.080	<0.10	<0.20	<3.0	<23	<57
MW-7A	08/18/2023	796.66	46.25	750.41	<0.10	0.72	<0.080	<0.070	0.35 J	<0.080	<0.10	<0.20	<3.0	<23	<56
MW-7A	12/6/2023	796.66	47.94	748.72	<0.10	<0.080	<0.080	<0.070	1.0	<0.080	<0.10	<0.20	<3.0	<23	<57
MW-7A	02/08/2024	796.66	44.70	751.96	< 0.10	< 0.080	< 0.080	< 0.070	1.2	0.098 J	< 0.10	< 0.20	< 3.0	< 23	< 56
MW-7B	02/22/2022	796.64	-	-	-	-	-	-	-	-	-	-	-	-	-
MW-7B	05/10/2022	796.64	38.14	758.50	-	-	-	-	-	-	-	-	-	-	-
MW-7B	05/12/2022	796.64	38.55	758.09	<0.050	<0.070	<0.060	<0.15	<0.050	<0.050	<0.050	<0.20	<1.1	<23	<56
MW-7B	08/22/2022	796.64	39.22	757.42	-	-	-	-	-	-	-	-	-	-	-
MW-7B	08/29/2022	796.64	42.53	754.11	<0.10	<0.080	<0.080	<0.070	<0.080	<0.080	<0.10	<0.20	<3.0	<23	110
MW-7B	11/14/2022	796.64	42.68	753.96	-	-	-	-	-	-	-	-	-	-	-
MW-7B	11/18/2022	796.64	42.72	753.92	<0.10	0.36 J	<0.080	<0.070	<0.080	<0.080	<0.10	<0.20	<3.0	39 J	150
MW-7B	02/13/2023	796.64	41.80	754.84	-	-	-	-	-	-	-	-	-	-	-
MW-7B	02/16/2023	796.64	41.80	754.84	<0.10	<0.080	<0.080	<0.070	<0.080	<0.080	<0.10	<0.20	<3.0	<23	120
MW-7B	05/16/2023	796.64	41.99	754.65	-	-	-	-	-	-	-	-	-	-	-
MW-7B	05/19/2023	796.64	41.99	754.65	<0.10	<0.080	<0.080	<0.070	<0.080	<0.080	<0.10	<0.20	<3.0	<23	<57
MW-7B	08/18/2023	796.64	43.40	753.24	<0.10	0.18 J	<0.080	<0.070	<0.080	<0.080	<0.10	<0.20	<3.0	<23	170
MW-7B	12/6/2023	796.64	45.68	750.96	<0.10	<0.080	<0.080	<0.070	<0.080	<0.080	<0.10	<0.20	<3.0	<23	<57
MW-7B	02/08/2024	796.64	42.50	754.14	< 0.10	< 0.080	< 0.080	< 0.070	< 0.080	< 0.080	< 0.10	< 0.20	< 3.0	< 23	120
MW-8A	02/22/2022	793.10	42.62	750.48	-	-	-	-	-	-	-	-	-	-	-
MW-8A	05/10/2022	793.10	40.89	752.21	-	-	-	-	-	-	-	-	-	-	-
MW-8A	08/22/2022	793.10	38.39	754.71	-	-	-	-	-	-	-	-	-	-	-
MW-8A	08/24/2022	793.10	40.91	752.19	<0.10	<0.080	<0.080	<0.070	<0.080	<0.080	<0.10	<0.20	<3.0	<23	<57
MW-8A	11/14/2022	793.10	42.28	750.82	-	-	-	-	-	-	-	-	-	-	-
MW-8A	02/13/2023	793.10	41.51	751.59	-	-	-	-	-	-	-	-	-	-	-
MW-8A	05/16/2023	793.10	41.75	751.35	-	-	-	-	-	-	-	-	-	-	-
MW-8A	08/15/2023	793.10	43.15	749.95	-	-	-	-	-	-	-	-	-	-	-
MW-8A	12/4/2023	793.10	44.52	748.58	-	-	-	-	-	-	-	-	-	-	-
MW-8A	02/02/2024	793.10	41.92	751.18	-	-	-	-	-	-	-	-	-	-	-
MW-8B	02/22/2022	792.69	42.02	750.67	-	-	-	-	-	-	-	-	-	-	-
MW-8B	05/10/2022	792.69	41.87	750.82	-	-	-	-	-	-	-	-	-	-	-
MW-8B	08/22/2022	792.69	39.45	753.24	-	-	-	-	-	-	-	-	-	-	-

Table 1

HISTORICAL GROUNDWATER DATA SUMMARY

High's Store #141 - Former Wally's Citgo

19200 Middletown Rd.

Parkton, MD

Well ID	Date	1,2,4-Trimethylbenzene (µg/L)	1,2-Dibromoethane (ug/L)	1,2-Dichloroethane (ug/L)	1,3,5-Trimethylbenzene (ug/L)	Chloroform (ug/L)	Isopropylbenzene (ug/L)	n-Butylbenzene (ug/L)	n-Propylbenzene (ug/L)	p-Isopropyltoluene (ug/L)	sec-Butylbenzene (ug/L)	Tetrachloroethene (ug/L)
GW Clean-up Standards*		**5.6**	**0.05**	**5**	**6**	**80**	**45**	**NL**	**NL**	**NL**	**NL**	**5**
MW-7A	02/13/2023	-	-	-	-	-	-	-	-	-	-	-
MW-7A	02/16/2023	<0.080	<0.080	<0.070	<0.080	0.28 J	<0.080	<0.080	<0.10	<0.080	<0.10	<0.20
MW-7A	05/16/2023	-	-	-	-	-	-	-	-	-	-	-
MW-7A	05/19/2023	<0.080	<0.080	<0.070	<0.080	0.27 J	<0.080	<0.080	<0.10	<0.080	<0.10	<0.20
MW-7A	08/18/2023	<0.080	<0.080	<0.070	<0.080	0.16 J	<0.080	<0.080	<0.10	<0.080	<0.10	<0.20
MW-7A	12/6/2023	<0.080	<0.080	<0.070	<0.080	0.098 J	<0.080	<0.080	<0.10	<0.080	<0.10	<0.20
MW-7A	02/08/2024	< 0.080	< 0.080	< 0.070	< 0.080	0.14 J	< 0.080	< 0.080	< 0.10	< 0.080	< 0.10	< 0.20
MW-7B	02/22/2022	-	-	-	-	-	-	-	-	-	-	-
MW-7B	05/10/2022	-	-	-	-	-	-	-	-	-	-	-
MW-7B	05/12/2022	<0.060	<0.060	<0.050	<0.060	<0.090	<0.050	<0.050	<0.060	<0.050	<0.060	<0.060
MW-7B	08/22/2022	-	-	-	-	-	-	-	-	-	-	-
MW-7B	08/29/2022	<0.080	<0.080	<0.070	<0.080	<0.090	<0.080	<0.080	<0.10	<0.080	<0.10	<0.20
MW-7B	11/14/2022	-	-	-	-	-	-	-	-	-	-	-
MW-7B	11/18/2022	<0.080	<0.080	<0.070	<0.080	<0.090	5.6	<0.080	<0.10	<0.080	<0.10	<0.20
MW-7B	02/13/2023	-	-	-	-	-	-	-	-	-	-	-
MW-7B	02/16/2023	<0.080	<0.080	<0.070	<0.080	<0.090	<0.080	<0.080	<0.10	<0.080	<0.10	<0.20
MW-7B	05/16/2023	-	-	-	-	-	-	-	-	-	-	-
MW-7B	05/19/2023	<0.080	<0.080	<0.070	<0.080	<0.090	<0.080	<0.080	<0.10	<0.080	<0.10	<0.20
MW-7B	08/18/2023	<0.080	<0.080	<0.070	<0.080	<0.090	<0.080	<0.080	<0.10	<0.080	<0.10	<0.20
MW-7B	12/6/2023	<0.080	<0.080	<0.070	<0.080	<0.090	<0.080	<0.080	<0.10	<0.080	<0.10	<0.20
MW-7B	02/08/2024	< 0.080	< 0.080	< 0.070	< 0.080	< 0.090	< 0.080	< 0.080	< 0.10	< 0.080	< 0.10	< 0.20
MW-8A	02/22/2022	-	-	-	-	-	-	-	-	-	-	-
MW-8A	05/10/2022	-	-	-	-	-	-	-	-	-	-	-
MW-8A	08/22/2022	-	-	-	-	-	-	-	-	-	-	-
MW-8A	08/24/2022	<0.080	<0.080	<0.070	<0.080	<0.090	<0.080	<0.080	<0.10	<0.080	<0.10	<0.20
MW-8A	11/14/2022	-	-	-	-	-	-	-	-	-	-	-
MW-8A	02/13/2023	-	-	-	-	-	-	-	-	-	-	-
MW-8A	05/16/2023	-	-	-	-	-	-	-	-	-	-	-
MW-8A	08/15/2023	-	-	-	-	-	-	-	-	-	-	-
MW-8A	12/4/2023	-	-	-	-	-	-	-	-	-	-	-
MW-8A	02/02/2024	-	-	-	-	-	-	-	-	-	-	-
MW-8B	02/22/2022	-	-	-	-	-	-	-	-	-	-	-
MW-8B	05/10/2022	-	-	-	-	-	-	-	-	-	-	-
MW-8B	08/22/2022	-	-	-	-	-	-	-	-	-	-	-

Table 1

HISTORICAL GROUNDWATER DATA SUMMARY

High's Store #141 - Former Wally's Citgo
19200 Middletown Rd.
Parkton, MD

Well ID	Date	Top of Casing (ft)	Depth to Water (ft)	GW Elevation (ft)	Benzene (µg/L)	Toluene (µg/L)	Ethylbenzene (µg/L)	Total Xylenes (µg/L)	MTBE (µg/L)	Naphthalene (µg/L)	Diisopropyl ether (µg/L)	Tert-amyl methyl ether (µg/L)	Tert-Butyl Alcohol (µg/L)	TPH-GRO (µg/L)	TPH-DRO (µg/L)
GW Clean-up Standards*					**5**	**1,000**	**700**	**10,000**	**20**	**0.17**	**NL**	**NL**	**NL**	**47**	**47**
MW-8B	08/24/2022	792.69	41.25	751.44	<0.10	0.11 J	<0.080	<0.070	<0.080	<0.080	<0.10	<0.20	<3.0	<23	<56
MW-8B	11/14/2022	792.69	40.62	752.07	-	-	-	-	-	-	-	-	-	-	-
MW-8B	02/13/2023	792.69	39.58	753.11	-	-	-	-	-	-	-	-	-	-	-
MW-8B	05/16/2023	792.69	39.65	753.04	-	-	-	-	-	-	-	-	-	-	-
MW-8B	08/15/2023	792.69	39.94	752.75	-	-	-	-	-	-	-	-	-	-	-
MW-8B	12/4/2023	792.69	42.04	750.65	-	-	-	-	-	-	-	-	-	-	-
MW-8B	02/05/2024	792.69	39.58	753.11	-	-	-	-	-	-	-	-	-	-	-
MW-9A	02/22/2022	798.18	42.47	755.71	-	-	-	-	-	-	-	-	-	-	-
MW-9A	05/10/2022	798.18	40.72	757.46	-	-	-	-	-	-	-	-	-	-	-
MW-9A	08/22/2022	798.18	40.92	757.26	-	-	-	-	-	-	-	-	-	-	-
MW-9A	08/24/2022	798.18	40.92	757.26	<0.10	<0.080	<0.080	<0.070	<0.080	<0.080	<0.10	<0.20	<3.0	<23	<57
MW-9A	11/14/2022	798.18	42.59	755.59	-	-	-	-	-	-	-	-	-	-	-
MW-9A	02/13/2023	798.18	41.68	756.50	-	-	-	-	-	-	-	-	-	-	-
MW-9A	05/16/2023	798.18	40.72	757.46	-	-	-	-	-	-	-	-	-	-	-
MW-9A	08/15/2023	798.18	42.66	755.52	-	-	-	-	-	-	-	-	-	-	-
MW-9A	12/4/2023	798.18	44.77	753.41	-	-	-	-	-	-	-	-	-	-	-
MW-9A	02/05/2024	798.18	42.98	755.20	-	-	-	-	-	-	-	-	-	-	-
MW-9B	02/22/2022	798.04	41.25	756.79	-	-	-	-	-	-	-	-	-	-	-
MW-9B	05/10/2022	798.04	39.23	758.81	-	-	-	-	-	-	-	-	-	-	-
MW-9B	08/22/2022	798.04	38.99	759.05	-	-	-	-	-	-	-	-	-	-	-
MW-9B	08/24/2022	798.04	39.08	758.96	<0.10	<0.080	<0.080	<0.070	<0.080	0.51	<0.10	<0.20	<3.0	<23	<57
MW-9B	11/14/2022	798.04	41.98	756.06	-	-	-	-	-	-	-	-	-	-	-
MW-9B	02/13/2023	798.04	41.24	756.80	-	-	-	-	-	-	-	-	-	-	-
MW-9B	05/16/2023	798.04	40.42	757.62	-	-	-	-	-	-	-	-	-	-	-
MW-9B	08/15/2023	798.04	42.05	755.99	-	-	-	-	-	-	-	-	-	-	-
MW-9B	12/4/2023	798.04	43.67	754.37	-	-	-	-	-	-	-	-	-	-	-
MW-9B	02/05/2024	798.04	42.42	755.62	-	-	-	-	-	-	-	-	-	-	-
MW-10A	02/22/2022	800.69	NA	NA	-	-	-	-	-	-	-	-	-	-	-
MW-10A	03/01/2022	800.69	42.97	757.72	0.28 J	<0.070	<0.060	<0.15	2.0	<0.050	<0.050	<0.20	<1.1	52	<57
MW-10A	05/10/2022	800.69	39.48	761.21	-	-	-	-	-	-	-	-	-	-	-
MW-10A	05/12/2022	800.69	39.12	761.57	0.48 J	<0.070	<0.060	<0.15	3.5	<0.050	<0.050	<0.20	2.6 J	96	<57
MW-10A	08/22/2022	800.69	40.85	759.84	-	-	-	-	-	-	-	-	-	-	-
MW-10A	08/23/2022	800.69	40.85	759.84	0.64	<0.080	<0.080	<0.070	4.3	0.15 J	<0.10	<0.20	4.4 J	190	69 J
MW-10A	11/14/2022	800.69	42.47	758.22	-	-	-	-	-	-	-	-	-	-	-

Table 1

HISTORICAL GROUNDWATER DATA SUMMARY

High's Store #141 - Former Wally's Citgo

19200 Middletown Rd.

Parkton, MD

Well ID	Date	1,2,4-Trimethylbenzene (µg/L)	1,2-Dibromoethane (ug/L)	1,2-Dichloroethane (ug/L)	1,3,5-Trimethylbenzene (ug/L)	Chloroform (ug/L)	Isopropylbenzene (ug/L)	n-Butylbenzene (ug/L)	n-Propylbenzene (ug/L)	p-Isopropyltoluene (ug/L)	sec-Butylbenzene (ug/L)	Tetrachloroethene (ug/L)
GW Clean-up Standards*		**5.6**	**0.05**	**5**	**6**	**80**	**45**	**NL**	**NL**	**NL**	**NL**	**5**
MW-8B	08/24/2022	<0.080	<0.080	<0.070	<0.080	<0.090	<0.080	<0.080	<0.10	<0.080	<0.10	<0.20
MW-8B	11/14/2022	-	-	-	-	-	-	-	-	-	-	-
MW-8B	02/13/2023	-	-	-	-	-	-	-	-	-	-	-
MW-8B	05/16/2023	-	-	-	-	-	-	-	-	-	-	-
MW-8B	08/15/2023	-	-	-	-	-	-	-	-	-	-	-
MW-8B	12/4/2023	-	-	-	-	-	-	-	-	-	-	-
MW-8B	02/05/2024	-	-	-	-	-	-	-	-	-	-	-
MW-9A	02/22/2022	-	-	-	-	-	-	-	-	-	-	-
MW-9A	05/10/2022	-	-	-	-	-	-	-	-	-	-	-
MW-9A	08/22/2022	-	-	-	-	-	-	-	-	-	-	-
MW-9A	08/24/2022	<0.080	<0.080	<0.070	<0.080	<0.090	<0.080	<0.080	<0.10	<0.080	<0.10	<0.20
MW-9A	11/14/2022	-	-	-	-	-	-	-	-	-	-	-
MW-9A	02/13/2023	-	-	-	-	-	-	-	-	-	-	-
MW-9A	05/16/2023	-	-	-	-	-	-	-	-	-	-	-
MW-9A	08/15/2023	-	-	-	-	-	-	-	-	-	-	-
MW-9A	12/4/2023	-	-	-	-	-	-	-	-	-	-	-
MW-9A	02/05/2024	-	-	-	-	-	-	-	-	-	-	-
MW-9B	02/22/2022	-	-	-	-	-	-	-	-	-	-	-
MW-9B	05/10/2022	-	-	-	-	-	-	-	-	-	-	-
MW-9B	08/22/2022	-	-	-	-	-	-	-	-	-	-	-
MW-9B	08/24/2022	<0.080	<0.080	<0.070	<0.080	<0.090	<0.080	<0.080	<0.10	<0.080	<0.10	<0.20
MW-9B	11/14/2022	-	-	-	-	-	-	-	-	-	-	-
MW-9B	02/13/2023	-	-	-	-	-	-	-	-	-	-	-
MW-9B	05/16/2023	-	-	-	-	-	-	-	-	-	-	-
MW-9B	08/15/2023	-	-	-	-	-	-	-	-	-	-	-
MW-9B	12/4/2023	-	-	-	-	-	-	-	-	-	-	-
MW-9B	02/05/2024	-	-	-	-	-	-	-	-	-	-	-
MW-10A	02/22/2022	-	-	-	-	-	-	-	-	-	-	-
MW-10A	03/01/2022	<0.060	<0.060	<0.050	<0.060	<0.090	<0.050	<0.050	<0.060	<0.050	0.47 J	0.094 J
MW-10A	05/10/2022	-	-	-	-	-	-	-	-	-	-	-
MW-10A	05/12/2022	<0.060	<0.060	0.091 J	<0.060	<0.090	0.070 J	<0.050	<0.060	<0.050	0.92	0.18 J
MW-10A	08/22/2022	-	-	-	-	-	-	-	-	-	-	-
MW-10A	08/23/2022	<0.080	0.11 J	0.099 J	<0.080	<0.090	0.12 J	0.18 J	<0.10	<0.080	2.6	<0.20
MW-10A	11/14/2022	-	-	-	-	-	-	-	-	-	-	-

Table 1

HISTORICAL GROUNDWATER DATA SUMMARY

High's Store #141 - Former Wally's Citgo

19200 Middletown Rd.

Parkton, MD

Well ID	Date	Top of Casing (ft)	Depth to Water (ft)	GW Elevation (ft)	Benzene (µg/L)	Toluene (µg/L)	Ethylbenzene (µg/L)	Total Xylenes (µg/L)	MTBE (µg/L)	Naphthalene (µg/L)	Diisopropyl ether (µg/L)	Tert-amyl methyl ether (µg/L)	Tert-Butyl Alcohol (µg/L)	TPH-GRO (µg/L)	TPH-DRO (µg/L)
GW Clean-up Standards*					**5**	**1,000**	**700**	**10,000**	**20**	**0.17**	**NL**	**NL**	**NL**	**47**	**47**
MW-10A	11/17/2022	800.69	42.32	758.37	0.48 J	0.34 J	<0.080	<0.070	3.6	<0.080	<0.10	<0.20	<3.0	130	<57
MW-10A	02/13/2023	800.69	40.87	759.82	-	-	-	-	-	-	-	-	-	-	-
MW-10A	02/15/2023	800.69	40.87	759.82	0.11 J	<0.080	<0.080	<0.070	2.4	<0.080	<0.10	<0.20	<3.0	49 J	<57
MW-10A	05/16/2023	800.69	41.51	759.18	<0.10	<0.080	<0.080	<0.070	2.2	<0.080	<0.10	<0.20	<3.0	<23	<57
MW-10A	08/15/2023	800.69	43.03	757.66	<0.10	5.0	<0.080	<0.070	1.7	<0.080	<0.10	<0.20	<3.0	<23	<56
MW-10A	12/5/2023	800.69	45.04	755.65	<0.10	<0.080	<0.080	<0.070	1.6	<0.080	<0.10	<0.20	<3.0	<23	<57
MW-10A	02/06/2024	800.69	39.03	761.66	< 0.10	< 0.080	< 0.080	< 0.070	2.7	< 0.080	< 0.10	< 0.20	< 3.0	35 J	<57
MW-10B	02/22/2022	800.75	NA	NA	-	-	-	-	-	-	-	-	-	-	-
MW-10B	03/01/2022	800.75	42.02	758.73	<0.050	<0.070	<0.060	<0.15	<0.050	<0.050	<0.050	<0.20	<1.1	<23	<57
MW-10B	05/10/2022	800.75	NA	NA	-	-	-	-	-	-	-	-	-	-	-
MW-10B	05/12/2022	800.75	39.94	760.81	<0.050	<0.070	<0.060	<0.15	<0.050	<0.050	<0.050	<0.20	<1.1	<23	59 J
MW-10B	08/22/2022	800.75	39.62	761.13	-	-	-	-	-	-	-	-	-	-	-
MW-10B	08/23/2022	800.75	39.62	761.13	<0.10	<0.080	<0.080	<0.070	<0.080	<0.080	<0.10	<0.20	<3.0	<23	<1400
MW-10B	11/14/2022	800.75	41.03	759.72	-	-	-	-	-	-	-	-	-	-	-
MW-10B	11/17/2022	800.75	41.54	759.21	0.24 J	0.098 J	<0.080	<0.070	4.0	<0.080	<0.10	<0.20	<3.0	<23	58 J
MW-10B	02/13/2023	800.75	40.93	759.82	-	-	-	-	-	-	-	-	-	-	-
MW-10B	02/15/2023	800.75	40.93	759.82	<0.10	<0.080	<0.080	<0.070	0.14 J	<0.080	<0.10	<0.20	<3.0	<23	210
MW-10B	05/16/2023	800.75	40.98	759.77	<0.10	<0.080	<0.080	<0.070	0.16 J	<0.080	<0.10	<0.20	<3.0	<23	<58
MW-10B	08/15/2023	800.75	43.06	757.69	<0.10	3.4	<0.080	<0.070	0.11 J	<0.080	<0.10	<0.20	<3.0	<23	<56
MW-10B	12/5/2023	800.75	44.63	756.12	0.14 J	0.33 J	<0.080	<0.070	1.5	<0.080	<0.10	<0.20	<3.0	<23	<57
MW-10B	02/06/2024	800.75	39.80	760.95	0.75	0.21 J	< 0.080	< 0.070	9.2	< 0.080	< 0.10	0.22 J	5.8 J	30 J	<57
MW-11A	02/22/2022	795.52	49.23	746.29	-	-	-	-	-	-	-	-	-	-	-
MW-11A	05/10/2022	795.52	47.41	748.11	-	-	-	-	-	-	-	-	-	-	-
MW-11A	08/22/2022	795.52	43.85	751.67	-	-	-	-	-	-	-	-	-	-	-
MW-11A	08/26/2022	795.52	49.18	746.34	<0.10	<0.080	<0.080	<0.070	0.81	<0.080	<0.10	<0.20	<3.0	<23	<56
MW-11A	11/14/2022	795.52	48.62	746.90	-	-	-	-	-	-	-	-	-	-	-
MW-11A	02/13/2023	795.52	47.13	748.39	-	-	-	-	-	-	-	-	-	-	-
MW-11A	05/16/2023	795.52	47.28	748.24	-	-	-	-	-	-	-	-	-	-	-
MW-11A	08/15/2023	795.52	48.58	746.94	-	-	-	-	-	-	-	-	-	-	-
MW-11A	12/4/2023	795.52	50.11	745.41	-	-	-	-	-	-	-	-	-	-	-
MW-11A	02/06/2024	795.22	46.31	748.91	-	-	-	-	-	-	-	-	-	-	-
MW-11B	02/22/2022	795.22	46.33	748.89	<0.050	<0.070	<0.060	<0.15	3.4	<0.050	<0.050	<0.20	<1.1	<23	<57
MW-11B	05/10/2022	795.22	44.28	750.94	<0.050	<0.070	<0.060	<0.15	2.6	<0.050	<0.050	<0.20	<1.1	<23	<58
MW-11B	08/22/2022	795.22	43.87	751.35	-	-	-	-	-	-	-	-	-	-	-

Table 1

HISTORICAL GROUNDWATER DATA SUMMARY

High's Store #141 - Former Wally's Citgo

19200 Middletown Rd.

Parkton, MD

Well ID	Date	1,2,4-Trimethylbenzene (µg/L)	1,2-Dibromoethane (ug/L)	1,2-Dichloroethane (ug/L)	1,3,5-Trimethylbenzene (ug/L)	Chloroform (ug/L)	Isopropylbenzene (ug/L)	n-Butylbenzene (ug/L)	n-Propylbenzene (ug/L)	p-Isopropyltoluene (ug/L)	sec-Butylbenzene (ug/L)	Tetrachloroethene (ug/L)
GW Clean-up Standards*		**5.6**	**0.05**	**5**	**6**	**80**	**45**	**NL**	**NL**	**NL**	**NL**	**5**
MW-10A	11/17/2022	<0.080	<0.080	0.081 J	<0.080	<0.090	5.2	<0.080	<0.10	<0.080	1.4	<0.20
MW-10A	02/13/2023	-	-	-	-	-	-	-	-	-	-	-
MW-10A	02/15/2023	<0.080	<0.080	<0.070	<0.080	<0.090	<0.080	<0.080	<0.10	<0.080	0.12 J	<0.20
MW-10A	05/16/2023	<0.080	<0.080	<0.070	<0.080	<0.090	<0.080	<0.080	<0.10	<0.080	<0.10	<0.20
MW-10A	08/15/2023	<0.080	<0.080	<0.070	<0.080	<0.090	<0.080	<0.080	<0.10	<0.080	<0.10	<0.20
MW-10A	12/5/2023	<0.080	<0.080	<0.070	<0.080	<0.090	<0.080	<0.080	<0.10	<0.080	<0.10	<0.20
MW-10A	02/06/2024	<0.080	<0.080	<0.070	<0.080	<0.090	<0.080	<0.080	<0.10	<0.080	<0.10	<0.20
MW-10B	02/22/2022	-	-	-	-	-	-	-	-	-	-	-
MW-10B	03/01/2022	<0.060	<0.060	<0.050	<0.060	<0.090	<0.050	<0.050	<0.060	<0.050	<0.060	<0.060
MW-10B	05/10/2022	-	-	-	-	-	-	-	-	-	-	-
MW-10B	05/12/2022	<0.060	<0.060	<0.050	<0.060	<0.090	<0.050	<0.050	<0.060	<0.050	<0.060	<0.060
MW-10B	08/22/2022	-	-	-	-	-	-	-	-	-	-	-
MW-10B	08/23/2022	<0.080	<0.080	<0.070	<0.080	<0.090	<0.080	<0.080	<0.10	<0.080	<0.10	<0.20
MW-10B	11/14/2022	-	-	-	-	-	-	-	-	-	-	-
MW-10B	11/17/2022	<0.080	<0.080	<0.070	<0.080	<0.090	0.17 J	<0.080	<0.10	<0.080	0.12 J	<0.20
MW-10B	02/13/2023	-	-	-	-	-	-	-	-	-	-	-
MW-10B	02/15/2023	<0.080	<0.080	<0.070	<0.080	<0.090	<0.080	<0.080	<0.10	<0.080	<0.10	<0.20
MW-10B	05/16/2023	<0.080	<0.080	<0.070	<0.080	<0.090	<0.080	<0.080	<0.10	<0.080	<0.10	<0.20
MW-10B	08/15/2023	<0.080	<0.080	<0.070	<0.080	<0.090	<0.080	<0.080	<0.10	<0.080	<0.10	<0.20
MW-10B	12/5/2023	<0.080	<0.080	<0.070	<0.080	<0.090	<0.080	<0.080	<0.10	<0.080	<0.10	<0.20
MW-10B	02/06/2024	<0.080	<0.080	<0.070	<0.080	<0.090	<0.080	<0.080	<0.10	<0.080	<0.10	<0.20
MW-11A	02/22/2022	-	-	-	-	-	-	-	-	-	-	-
MW-11A	05/10/2022	-	-	-	-	-	-	-	-	-	-	-
MW-11A	08/22/2022	-	-	-	-	-	-	-	-	-	-	-
MW-11A	08/26/2022	<0.080	<0.080	<0.070	<0.080	<0.090	<0.080	<0.080	<0.10	<0.080	<0.10	<0.20
MW-11A	11/14/2022	-	-	-	-	-	-	-	-	-	-	-
MW-11A	02/13/2023	-	-	-	-	-	-	-	-	-	-	-
MW-11A	05/16/2023	-	-	-	-	-	-	-	-	-	-	-
MW-11A	08/15/2023	-	-	-	-	-	-	-	-	-	-	-
MW-11A	12/4/2023	-	-	-	-	-	-	-	-	-	-	-
MW-11A	02/06/2024	-	-	-	-	-	-	-	-	-	-	-
MW-11B	02/22/2022	<0.060	<0.060	<0.050	<0.060	<0.090	<0.050	<0.050	<0.060	<0.050	<0.060	<0.060
MW-11B	05/10/2022	<0.060	<0.060	<0.050	<0.060	<0.090	<0.050	<0.050	<0.060	<0.050	<0.060	<0.060
MW-11B	08/22/2022	-	-	-	-	-	-	-	-	-	-	-

Table 1

HISTORICAL GROUNDWATER DATA SUMMARY

High's Store #141 - Former Wally's Citgo

19200 Middletown Rd.

Parkton, MD

Well ID	Date	Top of Casing (ft)	Depth to Water (ft)	GW Elevation (ft)	Benzene (µg/L)	Toluene (µg/L)	Ethylbenzene (µg/L)	Total Xylenes (µg/L)	MTBE (µg/L)	Naphthalene (µg/L)	Diisopropyl ether (µg/L)	Tert-amyl methyl ether (µg/L)	Tert-Butyl Alcohol (µg/L)	TPH-GRO (µg/L)	TPH-DRO (µg/L)
GW Clean-up Standards*					**5**	**1,000**	**700**	**10,000**	**20**	**0.17**	**NL**	**NL**	**NL**	**47**	**47**
MW-11B	08/23/2022	795.22	44.12	751.10	<0.10	<0.080	<0.080	<0.070	0.32 J	<0.080	<0.10	<0.20	<3.0	<23	<57
MW-11B	11/14/2022	795.22	45.66	749.56	-	-	-	-	-	-	-	-	-	-	-
MW-11B	11/16/2022	795.22	45.72	749.50	<0.10	0.15 J	<0.080	<0.070	0.36 J	<0.080	<0.10	<0.20	<3.0	<23	<57
MW-11B	02/13/2023	795.22	44.30	750.92	-	-	-	-	-	-	-	-	-	-	-
MW-11B	02/14/2023	795.22	44.30	750.92	<0.10	<0.080	<0.080	<0.070	0.35 J	<0.080	<0.10	<0.20	<3.0	<23	<57
MW-11B	05/16/2023	795.22	44.42	750.80	-	-	-	-	-	-	-	-	-	-	-
MW-11B	05/17/2023	795.22	44.42	750.80	<0.10	<0.080	<0.080	<0.070	0.34 J	<0.080	<0.10	<0.20	<3.0	<23	<58
MW-11B	08/16/2023	795.22	45.95	749.27	<0.10	1.7	<0.080	<0.070	0.30 J	<0.080	<0.10	<0.20	<3.0	<23	<57
MW-11B	12/5/2023	795.22	47.81	747.41	<0.10	<0.080	<0.080	<0.070	0.27 J	<0.080	<0.10	<0.20	<3.0	<23	<57
MW-11B	02/05/2024	795.22	43.93	751.29	< 0.10	< 0.080	< 0.080	< 0.070	0.26 J	< 0.080	< 0.10	< 0.20	< 3.0	24 J	<57
MW-12B	02/22/2022	800.28	45.59	754.69	-	-	-	-	-	-	-	-	-	-	-
MW-12B	05/10/2022	800.28	45.17	755.11	-	-	-	-	-	-	-	-	-	-	-
MW-12B	08/22/2022	800.28	43.79	756.49	-	-	-	-	-	-	-	-	-	-	-
MW-12B	08/24/2022	800.28	43.70	756.58	<0.10	0.098 J	<0.080	<0.070	<0.080	<0.080	<0.10	<0.20	<3.0	<23	<57
MW-12B	11/14/2022	800.28	44.93	755.35	-	-	-	-	-	-	-	-	-	-	-
MW-12B	02/13/2023	800.28	45.12	755.16	-	-	-	-	-	-	-	-	-	-	-
MW-12B	05/16/2023	800.28	44.55	755.73	-	-	-	-	-	-	-	-	-	-	-
MW-12B	08/15/2023	800.28	45.60	754.68	-	-	-	-	-	-	-	-	-	-	-
MW-12B	12/4/2023	800.28	47.64	752.64	-	-	-	-	-	-	-	-	-	-	-
MW-12B	02/05/2024	800.28	45.51	754.77	-	-	-	-	-	-	-	-	-	-	-
MW-14A	02/22/2022	797.53	45.89	751.64	-	-	-	-	-	-	-	-	-	-	-
MW-14A	05/10/2022	797.53	42.51	755.02	-	-	-	-	-	-	-	-	-	-	-
MW-14A	08/22/2022	797.53	44.12	753.41	-	-	-	-	-	-	-	-	-	-	-
MW-14A	08/25/2022	797.53	44.12	753.41	<0.10	<0.080	<0.080	<0.070	<0.080	<0.080	<0.10	<0.20	<3.0	<23	<57
MW-14A	11/14/2022	797.53	45.48	752.05	-	-	-	-	-	-	-	-	-	-	-
MW-14A	02/13/2023	797.53	45.08	752.45	-	-	-	-	-	-	-	-	-	-	-
MW-14A	05/16/2023	797.53	45.35	752.18	-	-	-	-	-	-	-	-	-	-	-
MW-14A	08/15/2023	797.53	46.84	750.69	-	-	-	-	-	-	-	-	-	-	-
MW-14A	12/4/2023	797.53	48.26	749.27	-	-	-	-	-	-	-	-	-	-	-
MW-14A	02/05/2024	797.53	45.26	752.27	-	-	-	-	-	-	-	-	-	-	-
MW-14B	02/22/2022	797.33	44.28	753.05	-	-	-	-	-	-	-	-	-	-	-
MW-14B	02/23/2022	797.33	44.28	753.05	0.56	<0.070	<0.060	<0.15	19	<0.050	0.78	0.91	43	33 J	<57
MW-14B	05/10/2022	797.33	43.36	753.97	-	-	-	-	-	-	-	-	-	-	-
MW-14B	05/11/2022	797.33	43.32	754.01	1.6	<0.070	<0.060	<0.15	11	<0.050	0.63	0.57	38	26 J	<56

Table 1

HISTORICAL GROUNDWATER DATA SUMMARY

High's Store #141 - Former Wally's Citgo

19200 Middletown Rd.

Parkton, MD

Well ID	Date	1,2,4-Trimethylbenzene (µg/L)	1,2-Dibromoethane (ug/L)	1,2-Dichloroethane (ug/L)	1,3,5-Trimethylbenzene (ug/L)	Chloroform (ug/L)	Isopropylbenzene (ug/L)	n-Butylbenzene (ug/L)	n-Propylbenzene (ug/L)	p-Isopropyltoluene (ug/L)	sec-Butylbenzene (ug/L)	Tetrachloroethene (ug/L)
GW Clean-up Standards*		**5.6**	**0.05**	**5**	**6**	**80**	**45**	**NL**	**NL**	**NL**	**NL**	**5**
MW-11B	08/23/2022	<0.080	<0.080	<0.070	<0.080	<0.090	<0.080	<0.080	<0.10	<0.080	<0.10	<0.20
MW-11B	11/14/2022	-	-	-	-	-	-	-	-	-	-	-
MW-11B	11/16/2022	<0.080	<0.080	<0.070	<0.080	<0.090	0.51	<0.080	<0.10	<0.080	<0.10	<0.20
MW-11B	02/13/2023	-	-	-	-	-	-	-	-	-	-	-
MW-11B	02/14/2023	<0.080	<0.080	<0.070	<0.080	<0.090	<0.080	<0.080	<0.10	<0.080	<0.10	<0.20
MW-11B	05/16/2023	-	-	-	-	-	-	-	-	-	-	-
MW-11B	05/17/2023	<0.080	<0.080	<0.070	<0.080	<0.090	<0.080	<0.080	<0.10	<0.080	<0.10	<0.20
MW-11B	08/16/2023	<0.080	<0.080	<0.070	<0.080	<0.090	<0.080	<0.080	<0.10	<0.080	<0.10	<0.20
MW-11B	12/5/2023	<0.080	<0.080	<0.070	<0.080	<0.080	<0.080	<0.080	<0.20	<0.10	<0.080	<0.10
MW-11B	02/05/2024	<0.080	<0.080	<0.070	<0.080	<0.090	<0.080	<0.080	<0.10	<0.080	<0.10	<0.20
MW-12B	02/22/2022	-	-	-	-	-	-	-	-	-	-	-
MW-12B	05/10/2022	-	-	-	-	-	-	-	-	-	-	-
MW-12B	08/22/2022	-	-	-	-	-	-	-	-	-	-	-
MW-12B	08/24/2022	<0.080	<0.080	<0.070	<0.080	<0.090	<0.080	<0.080	<0.10	<0.080	<0.10	0.37 J
MW-12B	11/14/2022	-	-	-	-	-	-	-	-	-	-	-
MW-12B	02/13/2023	-	-	-	-	-	-	-	-	-	-	-
MW-12B	05/16/2023	-	-	-	-	-	-	-	-	-	-	-
MW-12B	08/15/2023	-	-	-	-	-	-	-	-	-	-	-
MW-12B	12/4/2023	-	-	-	-	-	-	-	-	-	-	-
MW-12B	02/05/2024	-	-	-	-	-	-	-	-	-	-	-
MW-14A	02/22/2022	-	-	-	-	-	-	-	-	-	-	-
MW-14A	05/10/2022	-	-	-	-	-	-	-	-	-	-	-
MW-14A	08/22/2022	-	-	-	-	-	-	-	-	-	-	-
MW-14A	08/25/2022	<0.080	<0.080	<0.070	<0.080	<0.090	<0.080	<0.080	<0.10	<0.080	<0.10	<0.20
MW-14A	11/14/2022	-	-	-	-	-	-	-	-	-	-	-
MW-14A	02/13/2023	-	-	-	-	-	-	-	-	-	-	-
MW-14A	05/16/2023	-	-	-	-	-	-	-	-	-	-	-
MW-14A	08/15/2023	-	-	-	-	-	-	-	-	-	-	-
MW-14A	12/4/2023	-	-	-	-	-	-	-	-	-	-	-
MW-14A	02/05/2024	-	-	-	-	-	-	-	-	-	-	-
MW-14B	02/22/2022	-	-	-	-	-	-	-	-	-	-	-
MW-14B	02/23/2022	<0.060	<0.060	0.83	<0.060	<0.090	<0.050	<0.050	<0.060	<0.050	0.34 J	<0.060
MW-14B	05/10/2022	-	-	-	-	-	-	-	-	-	-	-
MW-14B	05/11/2022	<0.060	<0.060	0.79	<0.060	<0.090	<0.050	<0.050	<0.060	<0.050	0.32 J	<0.060

Table 1

HISTORICAL GROUNDWATER DATA SUMMARY

High's Store #141 - Former Wally's Citgo

19200 Middletown Rd.

Parkton, MD

Well ID	Date	Top of Casing (ft)	Depth to Water (ft)	GW Elevation (ft)	Benzene (µg/L)	Toluene (µg/L)	Ethylbenzene (µg/L)	Total Xylenes (µg/L)	MTBE (µg/L)	Naphthalene (µg/L)	Diisopropyl ether (µg/L)	Tert-amyl methyl ether (µg/L)	Tert-Butyl Alcohol (µg/L)	TPH-GRO (µg/L)	TPH-DRO (µg/L)
GW Clean-up Standards*					**5**	**1,000**	**700**	**10,000**	**20**	**0.17**	**NL**	**NL**	**NL**	**47**	**47**
MW-14B	08/22/2022	797.33	42.05	755.28	-	-	-	-	-	-	-	-	-	-	-
MW-14B	08/25/2022	797.33	42.28	755.05	0.10 J	<0.080	<0.080	<0.070	25	<0.080	0.30 J	0.7	13	26 J	<56
MW-14B	11/14/2022	797.33	43.45	753.88	-	-	-	-	-	-	-	-	-	-	-
MW-14B	11/15/2022	797.33	43.43	753.90	1.5	0.18 J	<0.080	<0.070	14	<0.080	0.61	0.65	44	44 J	<57
MW-14B	02/13/2023	797.33	43.27	754.06	-	-	-	-	-	-	-	-	-	-	-
MW-14B	02/14/2023	797.33	43.27	754.06	1.3	<0.080	<0.080	<0.070	14	<0.080	0.66	0.65	46	30 J	<56
MW-14B	05/16/2023	797.33	43.32	754.01	-	-	-	-	-	-	-	-	-	-	-
MW-14B	05/17/2023	797.33	43.32	754.01	0.84	<0.080	<0.080	<0.070	13	<0.080	0.57	0.65	33	25 J	<57
MW-14B	08/16/2023	797.33	44.44	752.89	0.67	2.2	<0.080	<0.070	12	<0.080	0.49 J	0.52	37	37 J	<57
MW-14B	12/6/2023	797.33	46.04	751.29	0.52	<0.080	<0.080	<0.070	9.6	<0.080	0.57	0.53	41	27 J	<57
MW-14B	02/07/2024	797.33	44.09	753.24	1.2	< 0.080	< 0.080	< 0.070	11	< 0.080	0.51	0.48 J	31	42 J	< 56
MW-15	02/22/2022	793.55	49.92	743.63	-	-	-	-	-	-	-	-	-	-	-
MW-15	02/28/2022	793.55	49.98	743.57	<0.050	<0.070	<0.060	<0.15	5.4	<0.050	0.097 J	<0.20	1.4 J	<23	<58
MW-15	05/10/2022	793.55	48.88	744.67	-	-	-	-	-	-	-	-	-	-	-
MW-15	05/11/2022	793.55	48.75	744.80	<0.050	<0.070	<0.060	<0.15	16	<0.050	0.25 J	0.39 J	2.4 J	<23	<56
MW-15	08/22/2022	793.55	48.09	745.46	-	-	-	-	-	-	-	-	-	-	-
MW-15	08/29/2022	793.55	48.45	745.10	<0.10	<0.080	<0.080	<0.070	1.1	<0.080	<0.10	<0.20	<3.0	<23	<57
MW-15	11/14/2022	793.55	49.53	744.02	-	-	-	-	-	-	-	-	-	-	-
MW-15	11/23/2022	793.55	49.50	744.05	<0.10	0.16 J	<0.080	<0.070	2.3	<0.080	<0.10	<0.20	<3.0	<23	<57
MW-15	02/13/2023	793.55	48.72	744.83	-	-	-	-	-	-	-	-	-	-	-
MW-15	02/15/2023	793.55	48.63	744.92	0.15 J	<0.080	<0.080	<0.070	21	<0.080	0.24 J	0.53	4.9 J	34 J	<57
MW-15	05/16/2023	793.55	48.82	744.73	-	-	-	-	-	-	-	-	-	-	-
MW-15	05/18/2023	793.55	48.82	744.73	<0.10	<0.080	<0.080	<0.070	10	<0.080	0.16 J	0.26 J	<3.0	<23	<57
MW-15	08/21/2023	793.55	49.78	743.77	0.37 J	0.24 J	<0.080	0.11 J	37	0.091 J	0.42 J	1.2	11	36 J	<56
MW-15	12/7/2023	793.55	51.12	742.43	<0.10	<0.080	<0.080	<0.070	2.2	0.10 J	<0.10	<0.20	<3.0	<23	<56
MW-15	02/08/2024	793.55	48.83	744.72	0.67	< 0.080	< 0.080	0.17 J	42	0.23 J	0.55	1.4	17	71	<56
MW-16A	02/22/2022	778.96	45.40	733.56	-	-	-	-	-	-	-	-	-	-	-
MW-16A	03/01/2022	778.96	45.37	733.59	<0.050	<0.070	<0.060	<0.15	3.8	<0.050	0.11 J	<0.20	<1.1	<23	<57
MW-16A	05/10/2022	778.96	43.61	735.35	-	-	-	-	-	-	-	-	-	-	-
MW-16A	05/11/2022	778.96	43.57	735.39	<0.050	<0.070	<0.060	<0.15	1.0	<0.050	<0.050	<0.20	<1.1	<23	<56
MW-16A	08/22/2022	778.96	43.26	735.70	-	-	-	-	-	-	-	-	-	-	-
MW-16A	08/26/2022	778.96	43.60	735.36	<0.10	<0.080	<0.080	<0.070	0.9	<0.080	<0.10	<0.20	<3.0	<23	<56
MW-16A	11/14/2022	778.96	45.07	733.89	-	-	-	-	-	-	-	-	-	-	-
MW-16A	11/16/2022	778.96	45.03	733.93	<0.10	0.11 J	<0.080	<0.070	1.7	<0.080	<0.10	<0.20	<3.0	23 J	<57

Table 1

HISTORICAL GROUNDWATER DATA SUMMARY

High's Store #141 - Former Wally's Citgo

19200 Middletown Rd.

Parkton, MD

Well ID	Date	1,2,4-Trimethylbenzene (µg/L)	1,2-Dibromoethane (ug/L)	1,2-Dichloroethane (ug/L)	1,3,5-Trimethylbenzene (ug/L)	Chloroform (ug/L)	Isopropylbenzene (ug/L)	n-Butylbenzene (ug/L)	n-Propylbenzene (ug/L)	p-Isopropyltoluene (ug/L)	sec-Butylbenzene (ug/L)	Tetrachloroethene (ug/L)
GW Clean-up Standards*		**5.6**	**0.05**	**5**	**6**	**80**	**45**	**NL**	**NL**	**NL**	**NL**	**5**
MW-14B	08/22/2022	-	-	-	-	-	-	-	-	-	-	-
MW-14B	08/25/2022	<0.080	<0.080	0.23 J	<0.080	<0.090	<0.080	<0.080	<0.10	<0.080	<0.10	<0.20
MW-14B	11/14/2022	-	-	-	-	-	-	-	-	-	-	-
MW-14B	11/15/2022	<0.080	<0.080	0.82	<0.080	<0.090	0.54	<0.080	<0.10	<0.080	0.35 J	<0.20
MW-14B	02/13/2023	-	-	-	-	-	-	-	-	-	-	-
MW-14B	02/14/2023	<0.080	<0.080	0.9	<0.080	<0.090	<0.080	<0.080	<0.10	<0.080	0.38 J	<0.20
MW-14B	05/16/2023	-	-	-	-	-	-	-	-	-	-	-
MW-14B	05/17/2023	<0.080	<0.080	0.84	<0.080	<0.090	<0.080	<0.080	<0.10	<0.080	0.28 J	<0.20
MW-14B	08/16/2023	<0.080	<0.080	0.77	<0.080	<0.090	<0.080	<0.080	<0.10	<0.080	0.29 J	<0.20
MW-14B	12/6/2023	<0.080	<0.080	0.72	<0.080	<0.080	<0.080	<0.080	<0.20	<0.10	<0.080	<0.10
MW-14B	02/07/2024	< 0.080	< 0.080	0.58	< 0.080	<0.090	<0.080	<0.080	<0.10	<0.080	0.33 J	<0.20
MW-15	02/22/2022	-	-	-	-	-	-	-	-	-	-	-
MW-15	02/28/2022	<0.060	<0.060	<0.050	<0.060	<0.090	<0.050	<0.050	<0.060	<0.050	<0.060	<0.060
MW-15	05/10/2022	-	-	-	-	-	-	-	-	-	-	-
MW-15	05/11/2022	<0.060	<0.060	0.068 J	<0.060	<0.090	<0.050	<0.050	<0.060	<0.050	<0.060	0.14 J
MW-15	08/22/2022	-	-	-	-	-	-	-	-	-	-	-
MW-15	08/29/2022	<0.080	<0.080	<0.070	<0.080	<0.090	<0.080	<0.080	<0.10	<0.080	<0.10	<0.20
MW-15	11/14/2022	-	-	-	-	-	-	-	-	-	-	-
MW-15	11/23/2022	<0.080	<0.080	<0.070	<0.080	<0.090	0.32 J	<0.080	<0.10	<0.080	<0.10	<0.20
MW-15	02/13/2023	-	-	-	-	-	-	-	-	-	-	-
MW-15	02/15/2023	<0.080	<0.080	0.075 J	<0.080	<0.090	<0.080	<0.080	<0.10	<0.080	<0.10	<0.20
MW-15	05/16/2023	-	-	-	-	-	-	-	-	-	-	-
MW-15	05/18/2023	<0.080	<0.080	<0.070	<0.080	<0.090	<0.080	<0.080	<0.10	<0.080	<0.10	<0.20
MW-15	08/21/2023	<0.080	<0.080	0.12 J	<0.080	<0.090	<0.080	<0.080	<0.10	<0.080	<0.10	<0.20
MW-15	12/7/2023	<0.080	<0.080	<0.070	<0.080	<0.080	<0.080	<0.080	<0.20	<0.10	<0.080	<0.10
MW-15	02/08/2024	<0.080	<0.080	<0.070	<0.080	<0.090	<0.080	< 0.080	< 0.10	< 0.080	< 0.10	<0.20
MW-16A	02/22/2022	-	-	-	-	-	-	-	-	-	-	-
MW-16A	03/01/2022	<0.060	<0.060	<0.050	<0.060	<0.090	<0.050	<0.050	<0.060	<0.050	<0.060	<0.060
MW-16A	05/10/2022	-	-	-	-	-	-	-	-	-	-	-
MW-16A	05/11/2022	<0.060	<0.060	0.068 J	<0.060	<0.090	<0.050	<0.050	<0.060	<0.050	<0.060	0.099 J
MW-16A	08/22/2022	-	-	-	-	-	-	-	-	-	-	-
MW-16A	08/26/2022	<0.080	<0.080	<0.070	<0.080	<0.090	<0.080	<0.080	<0.10	<0.080	<0.10	<0.20
MW-16A	11/14/2022	-	-	-	-	-	-	-	-	-	-	-
MW-16A	11/16/2022	<0.080	<0.080	0.081 J	<0.080	<0.090	1.4	<0.080	<0.10	<0.080	<0.10	<0.20

Table 1

HISTORICAL GROUNDWATER DATA SUMMARY

High's Store #141 - Former Wally's Citgo
19200 Middletown Rd.
Parkton, MD

Well ID	Date	Top of Casing (ft)	Depth to Water (ft)	GW Elevation (ft)	Benzene (µg/L)	Toluene (µg/L)	Ethylbenzene (µg/L)	Total Xylenes (µg/L)	MTBE (µg/L)	Naphthalene (µg/L)	Diisopropyl ether (µg/L)	Tert-amyl methyl ether (µg/L)	Tert-Butyl Alcohol (µg/L)	TPH-GRO (µg/L)	TPH-DRO (µg/L)
GW Clean-up Standards*					**5**	**1,000**	**700**	**10,000**	**20**	**0.17**	**NL**	**NL**	**NL**	**47**	**47**
MW-16A	02/13/2023	778.96	43.32	735.64	-	-	-	-	-	-	-	-	-	-	-
MW-16A	02/16/2023	778.96	43.28	735.68	<0.10	<0.080	<0.080	<0.070	0.93	<0.080	<0.10	<0.20	<3.0	<23	<57
MW-16A	05/16/2023	778.96	43.43	735.53	-	-	-	-	-	-	-	-	-	-	-
MW-16A	05/22/2023	778.96	43.58	735.38	<0.10	<0.080	<0.080	<0.070	0.81	0.17 J	<0.10	<0.20	<3.0	<23	88 J
MW-16A	08/18/2023	778.96	44.73	734.23	<0.10	0.87	<0.080	<0.070	0.8	<0.080	<0.10	<0.20	<3.0	<23	<56
MW-16A	12/8/2023	778.96	46.49	732.47	<0.10	<0.080	<0.080	<0.070	0.8	<0.080	<0.10	<0.20	<3.0	30 J	<56
MW-16A	02/07/2024	778.96	42.54	736.42	< 0.10	< 0.080	< 0.080	< 0.070	0.78	< 0.080	< 0.10	< 0.20	< 3.0	28 J	<56
MW-16B	02/22/2022	778.24	46.08	732.16	-	-	-	-	-	-	-	-	-	-	-
MW-16B	03/01/2022	778.24	47.05	731.19	0.097 J	<0.070	<0.060	<0.15	30	<0.050	0.88	0.62	28	40 J	<57
MW-16B	05/10/2022	778.24	44.25	733.99	-	-	-	-	-	-	-	-	-	-	-
MW-16B	05/11/2022	778.24	44.17	734.07	<0.050	<0.070	<0.060	<0.15	19	0.21 J	0.8	0.38 J	12	26 J	<56
MW-16B	08/22/2022	778.24	43.99	734.25	-	-	-	-	-	-	-	-	-	-	-
MW-16B	08/26/2022	778.24	44.18	734.06	<0.10	<0.080	<0.080	<0.070	3.1	<0.080	<0.10	<0.20	5.5 J	<23	<56
MW-16B	11/14/2022	778.24	45.69	732.55	-	-	-	-	-	-	-	-	-	-	-
MW-16B	11/16/2022	778.24	45.71	732.53	<0.10	0.29 J	<0.080	<0.070	1.9	<0.080	0.5	<0.20	11	27 J	<57
MW-16B	02/13/2023	778.24	43.97	734.27	-	-	-	-	-	-	-	-	-	-	-
MW-16B	02/16/2023	778.24	43.92	734.32	<0.10	<0.080	<0.080	<0.070	1.7	<0.080	0.48 J	<0.20	4.1 J	<23	<58
MW-16B	05/16/2023	778.24	44.12	734.12	-	-	-	-	-	-	-	-	-	-	-
MW-16B	05/22/2023	778.24	44.20	734.04	<0.10	<0.080	<0.080	<0.070	1.8	<0.080	0.47 J	<0.20	<3.0	<23	<57
MW-16B	08/18/2023	778.24	45.38	732.86	<0.10	1.1	<0.080	<0.070	2.6	<0.080	0.77	<0.20	<3.0	<23	<56
MW-16B	12/8/2023	778.24	47.15	731.09	<0.10	0.12 J	<0.080	<0.070	8.0	<0.080	0.13 J	<0.20	5.7 J	<23	<57
MW-16B	02/07/2024	778.24	43.18	735.06	< 0.10	< 0.080	< 0.080	< 0.070	3.0	< 0.080	0.75	< 0.20	< 3.0	< 23	< 56
MW-17A	02/22/2022	785.01	34.19	750.82	-	-	-	-	-	-	-	-	-	-	-
MW-17A	05/10/2022	785.01	31.45	753.56	-	-	-	-	-	-	-	-	-	-	-
MW-17A	08/22/2022	785.01	32.34	752.67	-	-	-	-	-	-	-	-	-	-	-
MW-17A	08/25/2022	785.01	32.94	752.07	<0.10	<0.080	<0.080	<0.070	<0.080	<0.080	<0.10	<0.20	<3.0	<23	<56
MW-17A	11/14/2022	785.01	33.91	751.10	-	-	-	-	-	-	-	-	-	-	-
MW-17A	02/13/2023	785.01	33.38	751.63	-	-	-	-	-	-	-	-	-	-	-
MW-17A	05/16/2023	785.01	33.50	751.51	-	-	-	-	-	-	-	-	-	-	-
MW-17A	08/15/2023	785.01	34.97	750.04	-	-	-	-	-	-	-	-	-	-	-
MW-17A	12/4/2023	785.01	36.57	748.44	-	-	-	-	-	-	-	-	-	-	-
MW-17A	02/05/2024	785.01	33.60	751.41	-	-	-	-	-	-	-	-	-	-	-
MW-17B	02/22/2022	785.17	34.08	751.09	-	-	-	-	-	-	-	-	-	-	-
MW-17B	02/28/2022	785.17	34.23	750.94	2.2	<0.070	<0.060	<0.15	3.9	<0.050	0.19 J	<0.20	4.6 J	<23	<57

Table 1

HISTORICAL GROUNDWATER DATA SUMMARY

High's Store #141 - Former Wally's Citgo

19200 Middletown Rd.

Parkton, MD

Well ID	Date	1,2,4-Trimethylbenzene (µg/L)	1,2-Dibromoethane (ug/L)	1,2-Dichloroethane (ug/L)	1,3,5-Trimethylbenzene (ug/L)	Chloroform (ug/L)	Isopropylbenzene (ug/L)	n-Butylbenzene (ug/L)	n-Propylbenzene (ug/L)	p-Isopropyltoluene (ug/L)	sec-Butylbenzene (ug/L)	Tetrachloroethene (ug/L)
GW Clean-up Standards*		**5.6**	**0.05**	**5**	**6**	**80**	**45**	**NL**	**NL**	**NL**	**NL**	**5**
MW-16A	02/13/2023	-	-	-	-	-	-	-	-	-	-	-
MW-16A	02/16/2023	<0.080	<0.080	<0.070	<0.080	<0.090	<0.080	<0.080	<0.10	<0.080	<0.10	<0.20
MW-16A	05/16/2023	-	-	-	-	-	-	-	-	-	-	-
MW-16A	05/22/2023	<0.080	<0.080	<0.070	<0.080	<0.090	<0.080	<0.080	<0.10	<0.080	<0.10	<0.20
MW-16A	08/18/2023	<0.080	<0.080	<0.070	<0.080	<0.090	<0.080	<0.080	<0.10	<0.080	<0.10	<0.20
MW-16A	12/8/2023	<0.080	<0.080	<0.070	<0.080	<0.080	<0.080	<0.080	<0.20	<0.10	<0.080	<0.10
MW-16A	02/07/2024	<0.080	<0.080	<0.070	<0.080	<0.090	<0.080	< 0.080	< 0.10	< 0.080	< 0.10	<0.20
MW-16B	02/22/2022	-	-	-	-	-	-	-	-	-	-	-
MW-16B	03/01/2022	<0.060	<0.060	<0.050	<0.060	<0.090	<0.050	<0.050	<0.060	<0.050	<0.060	<0.060
MW-16B	05/10/2022	-	-	-	-	-	-	-	-	-	-	-
MW-16B	05/11/2022	0.20 J	<0.060	0.070 J	0.062 J	<0.090	<0.050	<0.050	<0.060	<0.050	<0.060	<0.060
MW-16B	08/22/2022	-	-	-	-	-	-	-	-	-	-	-
MW-16B	08/26/2022	<0.080	<0.080	<0.070	<0.080	<0.090	<0.080	<0.080	<0.10	<0.080	<0.10	<0.20
MW-16B	11/14/2022	-	-	-	-	-	-	-	-	-	-	-
MW-16B	11/16/2022	<0.080	<0.080	0.11 J	<0.080	<0.090	4.3	<0.080	<0.10	<0.080	<0.10	<0.20
MW-16B	02/13/2023	-	-	-	-	-	-	-	-	-	-	-
MW-16B	02/16/2023	<0.080	<0.080	0.088 J	<0.080	<0.090	0.13 J	<0.080	<0.10	<0.080	<0.10	<0.20
MW-16B	05/16/2023	-	-	-	-	-	-	-	-	-	-	-
MW-16B	05/22/2023	<0.080	<0.080	0.071 J	<0.080	<0.090	<0.080	<0.080	<0.10	<0.080	<0.10	<0.20
MW-16B	08/18/2023	<0.080	<0.080	0.073 J	<0.080	<0.090	<0.080	<0.080	<0.10	<0.080	<0.10	<0.20
MW-16B	12/8/2023	<0.080	<0.080	<0.070	<0.080	<0.090	<0.080	<0.080	<0.10	<0.080	<0.10	<0.20
MW-16B	02/07/2024	< 0.080	< 0.080	< 0.070	<0.080	<0.090	<0.080	< 0.080	< 0.10	< 0.080	< 0.10	<0.20
MW-17A	02/22/2022	-	-	-	-	-	-	-	-	-	-	-
MW-17A	05/10/2022	-	-	-	-	-	-	-	-	-	-	-
MW-17A	08/22/2022	-	-	-	-	-	-	-	-	-	-	-
MW-17A	08/25/2022	<0.080	<0.080	<0.070	<0.080	<0.090	<0.080	<0.080	<0.10	<0.080	<0.10	<0.20
MW-17A	11/14/2022	-	-	-	-	-	-	-	-	-	-	-
MW-17A	02/13/2023	-	-	-	-	-	-	-	-	-	-	-
MW-17A	05/16/2023	-	-	-	-	-	-	-	-	-	-	-
MW-17A	08/15/2023	-	-	-	-	-	-	-	-	-	-	-
MW-17A	12/4/2023	-	-	-	-	-	-	-	-	-	-	-
MW-17A	02/05/2024	-	-	-	-	-	-	-	-	-	-	-
MW-17B	02/22/2022	-	-	-	-	-	-	-	-	-	-	-
MW-17B	02/28/2022	<0.060	<0.060	0.23 J	<0.060	<0.090	0.11 J	<0.050	<0.060	<0.050	<0.060	<0.060

Table 1

HISTORICAL GROUNDWATER DATA SUMMARY

High's Store #141 - Former Wally's Citgo
19200 Middletown Rd.
Parkton, MD

Well ID	Date	Top of Casing (ft)	Depth to Water (ft)	GW Elevation (ft)	Benzene (µg/L)	Toluene (µg/L)	Ethylbenzene (µg/L)	Total Xylenes (µg/L)	MTBE (µg/L)	Naphthalene (µg/L)	Diisopropyl ether (µg/L)	Tert-amyl methyl ether (µg/L)	Tert-Butyl Alcohol (µg/L)	TPH-GRO (µg/L)	TPH-DRO (µg/L)
GW Clean-up Standards*					**5**	**1,000**	**700**	**10,000**	**20**	**0.17**	**NL**	**NL**	**NL**	**47**	**47**
MW-17B	05/10/2022	785.17	31.70	753.47	-	-	-	-	-	-	-	-	-	-	-
MW-17B	05/12/2022	785.17	31.81	753.36	2.2	<0.070	<0.060	<0.15	3.9	<0.050	0.18 J	<0.20	2.3 J	<23	<56
MW-17B	08/22/2022	785.17	33.11	752.06	-	-	-	-	-	-	-	-	-	-	-
MW-17B	08/25/2022	785.17	32.52	752.65	1.9	<0.080	<0.080	<0.070	3.8	<0.080	0.16 J	<0.20	<3.0	<23	<57
MW-17B	11/14/2022	785.17	33.70	751.47	-	-	-	-	-	-	-	-	-	-	-
MW-17B	11/16/2022	785.17	33.71	751.46	2.1	0.13 J	<0.080	<0.070	4.1	<0.080	0.18 J	<0.20	<3.0	30 J	<57
MW-17B	02/13/2023	785.17	33.14	752.03	-	-	-	-	-	-	-	-	-	-	-
MW-17B	02/14/2023	785.17	33.14	752.03	1.8	<0.080	<0.080	<0.070	3.5	<0.080	0.17 J	<0.20	3.1 J	<23	<57
MW-17B	05/16/2023	785.17	33.33	751.84	-	-	-	-	-	-	-	-	-	-	-
MW-17B	05/17/2023	785.17	33.33	751.84	1.8	<0.080	<0.080	<0.070	3.4	<0.080	0.14 J	<0.20	<3.0	<23	<57
MW-17B	08/16/2023	785.17	34.80	750.37	1.9	2.5	<0.080	<0.070	3.2	<0.080	0.13 J	<0.20	<3.0	25 J	91 J
MW-17B	12/6/2023	785.17	36.44	748.73	2.0	0.086 J	<0.080	<0.070	3.4	<0.080	0.16 J	<0.20	<3.0	<23	<57
MW-17B	02/06/2024	785.17	33.47	751.7	1.9	0.14 J	< 0.080	< 0.070	2.9	< 0.080	0.14 J	< 0.20	< 3.0	< 23	95 J
MW-18A	02/22/2022	798.54	48.50	750.04	-	-	-	-	-	-	-	-	-	-	-
MW-18A	05/10/2022	798.54	46.52	752.02	-	-	-	-	-	-	-	-	-	-	-
MW-18A	08/22/2022	798.54	46.29	752.25	-	-	-	-	-	-	-	-	-	-	-
MW-18A	08/29/2022	798.54	46.79	751.75	<0.10	<0.080	<0.080	<0.070	0.39 J	<0.080	<0.10	<0.20	<3.0	<23	<57
MW-18A	11/14/2022	798.54	48.02	750.52	-	-	-	-	-	-	-	-	-	-	-
MW-18A	02/13/2023	798.54	46.94	751.60	-	-	-	-	-	-	-	-	-	-	-
MW-18A	05/16/2023	798.54	46.99	751.55	-	-	-	-	-	-	-	-	-	-	-
MW-18A	08/15/2023	798.54	48.55	749.99	-	-	-	-	-	-	-	-	-	-	-
MW-18A	12/4/2023	798.54	50.25	748.29	-	-	-	-	-	-	-	-	-	-	-
MW-18A	02/05/2024	798.54	46.97	751.57	-	-	-	-	-	-	-	-	-	-	-
MW-18B	02/22/2022	799.12	48.38	750.74	-	-	-	-	-	-	-	-	-	-	-
MW-18B	03/01/2022	799.12	48.38	750.74	0.42 J	<0.070	<0.060	<0.15	29	<0.050	0.84	0.79	220	48 J	<57
MW-18B	05/10/2022	799.12	46.76	752.36	-	-	-	-	-	-	-	-	-	-	-
MW-18B	05/12/2022	799.12	46.59	752.53	0.094 J	<0.070	<0.060	<0.15	10	<0.050	0.16 J	0.23 J	18	<23	<56
MW-18B	08/22/2022	799.12	45.89	753.23	-	-	-	-	-	-	-	-	-	-	-
MW-18B	08/29/2022	799.12	45.91	753.21	0.71	0.15 J	<0.080	0.16 J	260	<0.080	1.8	5.3	210	140	<58
MW-18B	11/14/2022	799.12	47.65	751.47	-	-	-	-	-	-	-	-	-	-	-
MW-18B	11/23/2022	799.12	47.76	751.36	0.36 J	0.13 J	<0.080	<0.070	21	<0.080	0.57	0.5	79	35 J	<57
MW-18B	02/13/2023	799.12	46.65	752.47	-	-	-	-	-	-	-	-	-	-	-
MW-18B	02/17/2023	799.12	46.57	752.55	0.14 J	< 0.080	< 0.080	< 0.070	5.1	< 0.080	0.23 J	< 0.20	35	< 23	< 57
MW-18B	05/16/2023	799.12	46.46	752.66	-	-	-	-	-	-	-	-	-	-	-

Table 1

HISTORICAL GROUNDWATER DATA SUMMARY

High's Store #141 - Former Wally's Citgo

19200 Middletown Rd.

Parkton, MD

Well ID	Date	1,2,4-Trimethylbenzene (µg/L)	1,2-Dibromoethane (ug/L)	1,2-Dichloroethane (ug/L)	1,3,5-Trimethylbenzene (ug/L)	Chloroform (ug/L)	Isopropylbenzene (ug/L)	n-Butylbenzene (ug/L)	n-Propylbenzene (ug/L)	p-Isopropyltoluene (ug/L)	sec-Butylbenzene (ug/L)	Tetrachloroethene (ug/L)
GW Clean-up Standards*		**5.6**	**0.05**	**5**	**6**	**80**	**45**	**NL**	**NL**	**NL**	**NL**	**5**
MW-17B	05/10/2022	-	-	-	-	-	-	-	-	-	-	-
MW-17B	05/12/2022	<0.060	<0.060	0.25 J	<0.060	<0.090	0.091 J	<0.050	<0.060	<0.050	<0.060	<0.060
MW-17B	08/22/2022	-	-	-	-	-	-	-	-	-	-	-
MW-17B	08/25/2022	<0.080	<0.080	0.28 J	<0.080	<0.090	0.096 J	<0.080	<0.10	<0.080	<0.10	<0.20
MW-17B	11/14/2022	-	-	-	-	-	-	-	-	-	-	-
MW-17B	11/16/2022	<0.080	<0.080	0.28 J	<0.080	<0.090	0.97	<0.080	<0.10	<0.080	<0.10	<0.20
MW-17B	02/13/2023	-	-	-	-	-	-	-	-	-	-	-
MW-17B	02/14/2023	<0.080	<0.080	0.24 J	<0.080	<0.090	<0.080	<0.080	<0.10	<0.080	<0.10	<0.20
MW-17B	05/16/2023	-	-	-	-	-	-	-	-	-	-	-
MW-17B	05/17/2023	<0.080	<0.080	0.22 J	<0.080	<0.090	<0.080	<0.080	<0.10	<0.080	<0.10	<0.20
MW-17B	08/16/2023	<0.080	<0.080	0.25 J	<0.080	<0.090	0.13 J	<0.080	<0.10	<0.080	<0.10	<0.20
MW-17B	12/6/2023	<0.080	<0.080	0.25 J	<0.080	<0.090	0.13 J	<0.080	<0.10	<0.080	<0.10	<0.20
MW-17B	02/06/2024	< 0.080	< 0.080	0.19 J	< 0.080	< 0.090	0.084 J	< 0.080	< 0.10	< 0.080	< 0.10	< 0.20
MW-18A	02/22/2022	-	-	-	-	-	-	-	-	-	-	-
MW-18A	05/10/2022	-	-	-	-	-	-	-	-	-	-	-
MW-18A	08/22/2022	-	-	-	-	-	-	-	-	-	-	-
MW-18A	08/29/2022	<0.080	<0.080	<0.070	<0.080	0.19 J	<0.080	<0.080	<0.10	<0.080	<0.10	<0.20
MW-18A	11/14/2022	-	-	-	-	-	-	-	-	-	-	-
MW-18A	02/13/2023	-	-	-	-	-	-	-	-	-	-	-
MW-18A	05/16/2023	-	-	-	-	-	-	-	-	-	-	-
MW-18A	08/15/2023	-	-	-	-	-	-	-	-	-	-	-
MW-18A	12/4/2023	-	-	-	-	-	-	-	-	-	-	-
MW-18A	02/05/2024	-	-	-	-	-	-	-	-	-	-	-
MW-18B	02/22/2022	-	-	-	-	-	-	-	-	-	-	-
MW-18B	03/01/2022	<0.060	<0.060	<0.050	<0.060	<0.090	<0.050	<0.050	<0.060	<0.050	<0.060	<0.060
MW-18B	05/10/2022	-	-	-	-	-	-	-	-	-	-	-
MW-18B	05/12/2022	<0.060	<0.060	<0.050	<0.060	<0.090	<0.050	<0.050	<0.060	<0.050	<0.060	<0.060
MW-18B	08/22/2022	-	-	-	-	-	-	-	-	-	-	-
MW-18B	08/29/2022	<0.080	<0.080	0.14 J	<0.080	<0.090	<0.080	<0.080	<0.10	<0.080	<0.10	<0.20
MW-18B	11/14/2022	-	-	-	-	-	-	-	-	-	-	-
MW-18B	11/23/2022	<0.080	<0.080	<0.070	<0.080	<0.090	0.39 J	<0.080	<0.10	<0.080	<0.10	<0.20
MW-18B	02/13/2023	-	-	-	-	-	-	-	-	-	-	-
MW-18B	02/17/2023	< 0.080	< 0.080	< 0.070	< 0.080	< 0.090	< 0.080	< 0.080	< 0.10	< 0.080	< 0.10	< 0.20
MW-18B	05/16/2023	-	-	-	-	-	-	-	-	-	-	-

Table 1

HISTORICAL GROUNDWATER DATA SUMMARY

High's Store #141 - Former Wally's Citgo

19200 Middletown Rd.

Parkton, MD

Well ID	Date	Top of Casing (ft)	Depth to Water (ft)	GW Elevation (ft)	Benzene (µg/L)	Toluene (µg/L)	Ethylbenzene (µg/L)	Total Xylenes (µg/L)	MTBE (µg/L)	Naphthalene (µg/L)	Diisopropyl ether (µg/L)	Tert-amyl methyl ether (µg/L)	Tert-Butyl Alcohol (µg/L)	TPH-GRO (µg/L)	TPH-DRO (µg/L)
GW Clean-up Standards*					**5**	**1,000**	**700**	**10,000**	**20**	**0.17**	**NL**	**NL**	**NL**	**47**	**47**
MW-18B	05/22/2023	799.12	46.58	752.54	0.47 J	<0.080	<0.080	<0.070	55	<0.080	0.63	1.2	97	67	<56
MW-18B	08/21/2023	799.12	48.02	751.10	0.35 J	1.3	<0.080	<0.070	150	<0.080	0.75	1.8	94	69	<57
MW-18B	12/8/2023	799.12	49.89	749.23	0.82	0.16 J	<0.080	0.13 J	180	<0.080	1.5	4.0	180	200	<57
MW-18B	02/09/2024	799.12	46.78	752.34	0.19 J	< 0.080	< 0.080	< 0.070	2.0	< 0.080	0.22 J	< 0.20	34	< 23	< 57
MW-19A	02/22/2022	761.83	28.78	733.05	-	-	-	-	-	-	-	-	-	-	-
MW-19A	05/10/2022	761.83	23.99	737.84	-	-	-	-	-	-	-	-	-	-	-
MW-19A	08/22/2022	761.83	-	-	-	-	-	-	-	-	-	-	-	-	-
MW-19A	11/14/2022	761.83	28.78	733.05	-	-	-	-	-	-	-	-	-	-	-
MW-19A	11/17/2022	761.83	28.62	733.21	<0.10	0.088 J	<0.080	<0.070	<0.080	<0.080	<0.10	<0.20	<3.0	<23	<57
MW-19A	02/13/2023	761.83	25.78	736.05	-	-	-	-	-	-	-	-	-	-	-
MW-19A	05/16/2023	761.83	26.61	735.22	-	-	-	-	-	-	-	-	-	-	-
MW-19A	08/15/2023	761.83	-	-	-	-	-	-	-	-	-	-	-	-	-
MW-19A	12/4/2023	761.83	30.13	731.70	-	-	-	-	-	-	-	-	-	-	-
MW-19A	02/05/2024	761.83	23.83	738.00	-	-	-	-	-	-	-	-	-	-	-
MW-19B	02/22/2022	762.80	27.33	735.47	-	-	-	-	-	-	-	-	-	-	-
MW-19B	05/10/2022	762.80	26.02	736.78	-	-	-	-	-	-	-	-	-	-	-
MW-19B	08/22/2022	762.80	-	-	-	-	-	-	-	-	-	-	-	-	-
MW-19B	11/14/2022	762.80	25.08	737.72	-	-	-	-	-	-	-	-	-	-	-
MW-19B	11/17/2022	762.80	25.12	737.68	<0.10	<0.080	<0.080	<0.070	<0.080	<0.080	<0.10	<0.20	<3.0	<23	<57
MW-19B	02/13/2023	762.80	24.35	738.45	-	-	-	-	-	-	-	-	-	-	-
MW-19B	05/16/2023	762.80	24.38	738.42	-	-	-	-	-	-	-	-	-	-	-
MW-19B	08/15/2023	762.80	-	-	-	-	-	-	-	-	-	-	-	-	-
MW-19B	12/4/2023	762.80	26.55	736.25	-	-	-	-	-	-	-	-	-	-	-
MW-19B	02/05/2024	762.80	20.10	742.70	-	-	-	-	-	-	-	-	-	-	-
MW-20A	02/22/2022	758.61	35.34	723.27	<0.050	<0.070	<0.060	<0.15	0.55	<0.050	<0.050	<0.20	<1.1	<23	<57
MW-20A	05/10/2022	758.61	32.73	725.88	<0.050	<0.070	<0.060	<0.15	0.43 J	<0.050	<0.050	<0.20	<1.1	<23	<57
MW-20A	08/22/2022	758.61	-	-	-	-	-	-	-	-	-	-	-	-	-
MW-20A	11/14/2022	758.61	35.33	723.28	-	-	-	-	-	-	-	-	-	-	-
MW-20A	11/16/2022	758.61	35.34	723.27	<0.10	0.099 J	<0.080	<0.070	0.49 J	<0.080	<0.10	<0.20	<3.0	<23	<57
MW-20A	02/13/2023	758.61	33.08	725.53	-	-	-	-	-	-	-	-	-	-	-
MW-20A	02/15/2023	758.61	33.03	725.58	<0.10	<0.080	<0.080	<0.070	0.37 J	0.12 J	<0.10	<0.20	<3.0	<23	<58
MW-20A	05/16/2023	758.61	32.97	725.64	-	-	-	-	-	-	-	-	-	-	-
MW-20A	05/17/2023	758.61	32.97	725.64	<0.10	<0.080	<0.080	<0.070	0.43 J	0.16 J	<0.10	<0.20	<3.0	<23	<57
MW-20A	08/15/2023	758.61	-	-	-	-	-	-	-	-	-	-	-	-	-

Table 1

HISTORICAL GROUNDWATER DATA SUMMARY

High's Store #141 - Former Wally's Citgo

19200 Middletown Rd.

Parkton, MD

Well ID	Date	1,2,4-Trimethylbenzene (µg/L)	1,2-Dibromoethane (ug/L)	1,2-Dichloroethane (ug/L)	1,3,5-Trimethylbenzene (ug/L)	Chloroform (ug/L)	Isopropylbenzene (ug/L)	n-Butylbenzene (ug/L)	n-Propylbenzene (ug/L)	p-Isopropyltoluene (ug/L)	sec-Butylbenzene (ug/L)	Tetrachloroethene (ug/L)
GW Clean-up Standards*		**5.6**	**0.05**	**5**	**6**	**80**	**45**	**NL**	**NL**	**NL**	**NL**	**5**
MW-18B	05/22/2023	<0.080	<0.080	<0.070	<0.080	<0.090	<0.080	<0.080	<0.10	<0.080	<0.10	<0.20
MW-18B	08/21/2023	<0.080	<0.080	<0.070	<0.080	<0.090	<0.080	<0.080	<0.10	<0.080	<0.10	<0.20
MW-18B	12/8/2023	<0.080	<0.080	0.099 J	<0.080	<0.090	<0.080	<0.080	<0.10	<0.080	<0.10	<0.20
MW-18B	02/09/2024	< 0.080	< 0.080	< 0.070	< 0.080	< 0.090	< 0.080	< 0.080	< 0.10	< 0.080	< 0.10	< 0.20
MW-19A	02/22/2022	-	-	-	-	-	-	-	-	-	-	-
MW-19A	05/10/2022	-	-	-	-	-	-	-	-	-	-	-
MW-19A	08/22/2022	-	-	-	-	-	-	-	-	-	-	-
MW-19A	11/14/2022	-	-	-	-	-	-	-	-	-	-	-
MW-19A	11/17/2022	<0.080	<0.080	<0.070	<0.080	<0.090	0.23 J	<0.080	<0.10	<0.080	<0.10	<0.20
MW-19A	02/13/2023	-	-	-	-	-	-	-	-	-	-	-
MW-19A	05/16/2023	-	-	-	-	-	-	-	-	-	-	-
MW-19A	08/15/2023	-	-	-	-	-	-	-	-	-	-	-
MW-19A	12/4/2023	-	-	-	-	-	-	-	-	-	-	-
MW-19A	02/05/2024	-	-	-	-	-	-	-	-	-	-	-
MW-19B	02/22/2022	-	-	-	-	-	-	-	-	-	-	-
MW-19B	05/10/2022	-	-	-	-	-	-	-	-	-	-	-
MW-19B	08/22/2022	-	-	-	-	-	-	-	-	-	-	-
MW-19B	11/14/2022	-	-	-	-	-	-	-	-	-	-	-
MW-19B	11/17/2022	<0.080	<0.080	<0.070	<0.080	<0.090	<0.080	<0.080	<0.10	<0.080	<0.10	<0.20
MW-19B	02/13/2023	-	-	-	-	-	-	-	-	-	-	-
MW-19B	05/16/2023	-	-	-	-	-	-	-	-	-	-	-
MW-19B	08/15/2023	-	-	-	-	-	-	-	-	-	-	-
MW-19B	12/4/2023	-	-	-	-	-	-	-	-	-	-	-
MW-19B	02/05/2024	-	-	-	-	-	-	-	-	-	-	-
MW-20A	02/22/2022	<0.060	<0.060	<0.050	<0.060	<0.090	<0.050	<0.050	<0.060	<0.050	<0.060	<0.060
MW-20A	05/10/2022	<0.060	<0.060	<0.050	<0.060	<0.090	<0.050	<0.050	<0.060	<0.050	<0.060	<0.060
MW-20A	08/22/2022	-	-	-	-	-	-	-	-	-	-	-
MW-20A	11/14/2022	-	-	-	-	-	-	-	-	-	-	-
MW-20A	11/16/2022	<0.080	<0.080	<0.070	<0.080	<0.090	0.61	<0.080	<0.10	<0.080	<0.10	<0.20
MW-20A	02/13/2023	-	-	-	-	-	-	-	-	-	-	-
MW-20A	02/15/2023	<0.080	<0.080	<0.070	<0.080	<0.090	<0.080	<0.080	<0.10	<0.080	<0.10	<0.20
MW-20A	05/16/2023	-	-	-	-	-	-	-	-	-	-	-
MW-20A	05/17/2023	<0.080	<0.080	<0.070	<0.080	<0.090	<0.080	<0.080	<0.10	<0.080	<0.10	<0.20
MW-20A	08/15/2023	-	-	-	-	-	-	-	-	-	-	-

Table 1

HISTORICAL GROUNDWATER DATA SUMMARY

High's Store #141 - Former Wally's Citgo
19200 Middletown Rd.
Parkton, MD

Well ID	Date	Top of Casing (ft)	Depth to Water (ft)	GW Elevation (ft)	Benzene (µg/L)	Toluene (µg/L)	Ethylbenzene (µg/L)	Total Xylenes (µg/L)	MTBE (µg/L)	Naphthalene (µg/L)	Diisopropyl ether (µg/L)	Tert-amyl methyl ether (µg/L)	Tert-Butyl Alcohol (µg/L)	TPH-GRO (µg/L)	TPH-DRO (µg/L)
GW Clean-up Standards*					**5**	**1,000**	**700**	**10,000**	**20**	**0.17**	**NL**	**NL**	**NL**	**47**	**47**
MW-20A	12/5/2023	758.61	37.15	721.46	<0.10	<0.080	<0.080	<0.070	0.40 J	<0.080	<0.10	<0.20	<3.0	<23	<56
MW-20A	02/06/2024	758.61	32.24	726.37	< 0.10	< 0.080	< 0.080	< 0.070	0.30 J	< 0.080	< 0.10	< 0.20	< 3.0	< 23	<56
MW-20B	02/22/2022	759.47	36.20	723.27	-	-	-	-	-	-	-	-	-	-	-
MW-20B	05/10/2022	759.47	33.58	725.89	-	-	-	-	-	-	-	-	-	-	-
MW-20B	08/22/2022	-	-	-	-	-	-	-	-	-	-	-	-	-	-
MW-20B	11/14/2022	759.47	36.21	723.26	-	-	-	-	-	-	-	-	-	-	-
MW-20B	11/16/2022	759.47	36.18	723.29	<0.10	0.30 J	<0.080	<0.070	0.17 J	<0.080	<0.10	<0.20	<3.0	28 J	<58
MW-20B	02/13/2023	759.47	33.92	725.55	-	-	-	-	-	-	-	-	-	-	-
MW-20B	05/16/2023	759.47	33.80	725.67	-	-	-	-	-	-	-	-	-	-	-
MW-20B	08/15/2023	759.47	-	-	-	-	-	-	-	-	-	-	-	-	-
MW-20B	12/4/2023	759.47	38.02	721.45	-	-	-	-	-	-	-	-	-	-	-
MW-20B	02/05/2024	759.47	33.11	726.36	-	-	-	-	-	-	-	-	-	-	-
MW-21	02/22/2022	800.69	42.66	758.03	-	-	-	-	-	-	-	-	-	-	-
MW-21	05/10/2022	800.69	38.75	761.94	-	-	-	-	-	-	-	-	-	-	-
MW-21	08/22/2022	800.69	39.31	761.38	-	-	-	-	-	-	-	-	-	-	-
MW-21	08/26/2022	800.69	40.70	759.99	<0.10	<0.080	<0.080	<0.070	<0.080	<0.080	<0.10	<0.20	<3.0	<23	<56
MW-21	11/14/2022	800.69	42.02	758.67	-	-	-	-	-	-	-	-	-	-	-
MW-21	02/13/2023	800.69	40.74	759.95	-	-	-	-	-	-	-	-	-	-	-
MW-21	05/16/2023	800.69	41.17	759.52	-	-	-	-	-	-	-	-	-	-	-
MW-21	08/15/2023	800.69	42.83	757.86	-	-	-	-	-	-	-	-	-	-	-
MW-21	12/4/2023	800.69	44.66	756.03	-	-	-	-	-	-	-	-	-	-	-
MW-21	02/05/2024	800.69	38.90	761.79	-	-	-	-	-	-	-	-	-	-	-
MW-22	02/22/2022	801.21	43.50	757.71	-	-	-	-	-	-	-	-	-	-	-
MW-22	02/23/2022	801.21	43.50	757.71	1.1	0.38 J	2.6	1.8	28	2.2	0.44 J	1.3	160	360	840
MW-22	05/10/2022	801.21	39.58	761.63	-	-	-	-	-	-	-	-	-	-	-
MW-22	05/11/2022	801.21	39.44	761.77	0.34 J	<0.070	0.87	1.6	5.9	0.67	0.10 J	<0.20	42	180	170
MW-22	08/22/2022	801.21	41.22	759.99	-	-	-	-	-	-	-	-	-	-	-
MW-22	08/26/2022	801.21	41.45	759.76	<0.10	<0.080	<0.080	<0.070	1.2	<0.080	<0.10	<0.20	<3.0	<23	<56
MW-22	11/14/2022	801.21	42.86	758.35	-	-	-	-	-	-	-	-	-	-	-
MW-22	11/15/2022	801.21	42.90	758.31	0.45 J	<0.080	<0.080	0.57 J	4.5	0.24 J	<0.10	<0.20	60	97	130
MW-22	02/13/2023	801.21	41.48	759.73	-	-	-	-	-	-	-	-	-	-	-
MW-22	02/15/2023	801.21	41.48	759.73	0.69	<0.080	0.090 J	0.61 J	6.7	0.41 J	0.15 J	<0.20	44	250	210
MW-22	05/16/2023	801.21	41.94	759.27	-	-	-	-	-	-	-	-	-	-	-
MW-22	05/17/2023	801.21	41.94	759.27	0.82	<0.080	<0.080	0.39 J	7.3	0.31 J	0.14 J	<0.20	53	320	220

Table 1

HISTORICAL GROUNDWATER DATA SUMMARY

High's Store #141 - Former Wally's Citgo

19200 Middletown Rd.

Parkton, MD

Well ID	Date	1,2,4-Trimethylbenzene (µg/L)	1,2-Dibromoethane (ug/L)	1,2-Dichloroethane (ug/L)	1,3,5-Trimethylbenzene (ug/L)	Chloroform (ug/L)	Isopropylbenzene (ug/L)	n-Butylbenzene (ug/L)	n-Propylbenzene (ug/L)	p-Isopropyltoluene (ug/L)	sec-Butylbenzene (ug/L)	Tetrachloroethene (ug/L)
GW Clean-up Standards*		**5.6**	**0.05**	**5**	**6**	**80**	**45**	**NL**	**NL**	**NL**	**NL**	**5**
MW-20A	12/5/2023	<0.080	<0.080	<0.070	<0.080	<0.090	<0.080	<0.080	<0.10	<0.080	<0.10	<0.20
MW-20A	02/06/2024	<0.080	<0.080	<0.070	<0.080	<0.090	<0.080	<0.080	<0.10	<0.080	<0.10	<0.20
MW-20B	02/22/2022	-	-	-	-	-	-	-	-	-	-	-
MW-20B	05/10/2022	-	-	-	-	-	-	-	-	-	-	-
MW-20B	08/22/2022	-	-	-	-	-	-	-	-	-	-	-
MW-20B	11/14/2022	-	-	-	-	-	-	-	-	-	-	-
MW-20B	11/16/2022	<0.080	<0.080	<0.070	<0.080	<0.090	5.9	<0.080	<0.10	<0.080	<0.10	<0.20
MW-20B	02/13/2023	-	-	-	-	-	-	-	-	-	-	-
MW-20B	05/16/2023	-	-	-	-	-	-	-	-	-	-	-
MW-20B	08/15/2023	-	-	-	-	-	-	-	-	-	-	-
MW-20B	12/4/2023	-	-	-	-	-	-	-	-	-	-	-
MW-20B	02/05/2024	-	-	-	-	-	-	-	-	-	-	-
MW-21	02/22/2022	-	-	-	-	-	-	-	-	-	-	-
MW-21	05/10/2022	-	-	-	-	-	-	-	-	-	-	-
MW-21	08/22/2022	-	-	-	-	-	-	-	-	-	-	-
MW-21	08/26/2022	<0.080	<0.080	<0.070	<0.080	<0.090	<0.080	<0.080	<0.10	<0.080	<0.10	<0.20
MW-21	11/14/2022	-	-	-	-	-	-	-	-	-	-	-
MW-21	02/13/2023	-	-	-	-	-	-	-	-	-	-	-
MW-21	05/16/2023	-	-	-	-	-	-	-	-	-	-	-
MW-21	08/15/2023	-	-	-	-	-	-	-	-	-	-	-
MW-21	12/4/2023	-	-	-	-	-	-	-	-	-	-	-
MW-21	02/05/2024	-	-	-	-	-	-	-	-	-	-	-
MW-22	02/22/2022	-	-	-	-	-	-	-	-	-	-	-
MW-22	02/23/2022	8.1	<0.060	0.15 J	0.23 J	<0.090	3.4	0.83	2.6	0.22 J	3.5	0.12 J
MW-22	05/10/2022	-	-	-	-	-	-	-	-	-	-	-
MW-22	05/11/2022	0.54	<0.060	0.053 J	<0.060	<0.090	2	0.34 J	0.87	0.14 J	1.9	<0.060
MW-22	08/22/2022	-	-	-	-	-	-	-	-	-	-	-
MW-22	08/26/2022	<0.080	<0.080	<0.070	<0.080	<0.090	<0.080	<0.080	<0.10	<0.080	0.16 J	<0.20
MW-22	11/14/2022	-	-	-	-	-	-	-	-	-	-	-
MW-22	11/15/2022	0.21 J	<0.080	0.080 J	<0.080	<0.090	1.2	0.23 J	<0.10	<0.080	1.6	<0.20
MW-22	02/13/2023	-	-	-	-	-	-	-	-	-	-	-
MW-22	02/15/2023	<0.080	<0.080	<0.070	<0.080	<0.090	2.3	0.57	<0.10	0.084 J	3.9	<0.20
MW-22	05/16/2023	-	-	-	-	-	-	-	-	-	-	-
MW-22	05/17/2023	0.19 J	<0.080	<0.070	<0.080	<0.090	1.5	0.27 J	<0.10	<0.080	3.7	<0.20

Table 1

HISTORICAL GROUNDWATER DATA SUMMARY

High's Store #141 - Former Wally's Citgo
19200 Middletown Rd.
Parkton, MD

Well ID	Date	Top of Casing (ft)	Depth to Water (ft)	GW Elevation (ft)	Benzene (µg/L)	Toluene (µg/L)	Ethylbenzene (µg/L)	Total Xylenes (µg/L)	MTBE (µg/L)	Naphthalene (µg/L)	Diisopropyl ether (µg/L)	Tert-amyl methyl ether (µg/L)	Tert-Butyl Alcohol (µg/L)	TPH-GRO (µg/L)	TPH-DRO (µg/L)
GW Clean-up Standards*					**5**	**1,000**	**700**	**10,000**	**20**	**0.17**	**NL**	**NL**	**NL**	**47**	**47**
MW-22	08/15/2023	801.21	43.25	757.96	0.55	<0.080	0.44 J	0.087 J	42	<0.080	0.48 J	1.9	51	320	190
MW-22	12/4/2023	801.21	45.10	756.11	-	-	-	-	-	-	-	-	-	-	-
MW-22	02/08/2024	801.21	39.49	761.72	0.67	< 0.080	< 0.080	1.2	8.0	2.7	0.11 J	< 0.20	48	350	300
MW-23	02/22/2022	798.70	45.03	753.67	-	-	-	-	-	-	-	-	-	-	-
MW-23	05/10/2022	798.70	NA	NA	NA	NA	NA	NA	NA	NA	NA	NA	NA	NA	NA
MW-23	08/22/2022	798.70	43.15	755.55	-	-	-	-	-	-	-	-	-	-	-
MW-23	08/25/2022	798.70	43.29	755.41	<0.10	<0.080	<0.080	<0.070	0.21 J	<0.080	<0.10	<0.20	<3.0	<23	<57
MW-23	11/14/2022	798.70	-	-	-	-	-	-	-	-	-	-	-	-	-
MW-23	02/13/2023	798.70	43.67	755.03	-	-	-	-	-	-	-	-	-	-	-
MW-23	05/16/2023	798.70	-	-	-	-	-	-	-	-	-	-	-	-	-
MW-23	08/15/2023	798.70	-	-	-	-	-	-	-	-	-	-	-	-	-
MW-23	12/4/2023	798.70	46.88	751.82	-	-	-	-	-	-	-	-	-	-	-
MW-23	02/05/2024	798.70	NA	-	-	-	-	-	-	-	-	-	-	-	-
MW-24B	02/22/2022	801.25	42.88	758.37	-	-	-	-	-	-	-	-	-	-	-
MW-24B	05/10/2022	801.25	40.95	760.30	-	-	-	-	-	-	-	-	-	-	-
MW-24B	08/22/2022	801.25	39.89	761.36	-	-	-	-	-	-	-	-	-	-	-
MW-24B	08/25/2022	801.25	44.25	757.00	<0.10	0.17 J	<0.080	<0.070	<0.080	<0.080	<0.10	<0.20	<3.0	35 J	210
MW-24B	11/14/2022	801.25	41.95	759.30	-	-	-	-	-	-	-	-	-	-	-
MW-24B	02/13/2023	801.25	40.68	760.57	-	-	-	-	-	-	-	-	-	-	-
MW-24B	05/16/2023	801.25	40.34	760.91	-	-	-	-	-	-	-	-	-	-	-
MW-24B	08/15/2023	801.25	41.52	759.73	-	-	-	-	-	-	-	-	-	-	-
MW-24B	12/4/2023	801.25	43.68	757.57	-	-	-	-	-	-	-	-	-	-	-
MW-24B	02/05/2024	801.25	39.96	761.29	-	-	-	-	-	-	-	-	-	-	-
MW-25B	02/22/2022	802.80	44.65	758.15	-	-	-	-	-	-	-	-	-	-	-
MW-25B	05/10/2022	802.80	42.75	760.05	-	-	-	-	-	-	-	-	-	-	-
MW-25B	08/22/2022	802.80	42.69	760.11	-	-	-	-	-	-	-	-	-	-	-
MW-25B	08/24/2022	802.80	42.05	760.75	<0.10	<0.080	<0.080	<0.070	<0.080	<0.080	<0.10	<0.20	<3.0	<23	<57
MW-25B	11/14/2022	802.80	44.12	758.68	-	-	-	-	-	-	-	-	-	-	-
MW-25B	02/13/2023	802.80	42.70	760.10	-	-	-	-	-	-	-	-	-	-	-
MW-25B	05/16/2023	802.80	42.68	760.12	-	-	-	-	-	-	-	-	-	-	-
MW-25B	08/15/2023	802.80	43.89	758.91	-	-	-	-	-	-	-	-	-	-	-
MW-25B	12/4/2023	802.80	46.22	756.58	-	-	-	-	-	-	-	-	-	-	-
MW-25B	02/05/2024	802.80	42.48	760.32	-	-	-	-	-	-	-	-	-	-	-

Table 1

HISTORICAL GROUNDWATER DATA SUMMARY

High's Store #141 - Former Wally's Citgo

19200 Middletown Rd.

Parkton, MD

Well ID	Date	1,2,4-Trimethylbenzene (µg/L)	1,2-Dibromoethane (ug/L)	1,2-Dichloroethane (ug/L)	1,3,5-Trimethylbenzene (ug/L)	Chloroform (ug/L)	Isopropylbenzene (ug/L)	n-Butylbenzene (ug/L)	n-Propylbenzene (ug/L)	p-Isopropyltoluene (ug/L)	sec-Butylbenzene (ug/L)	Tetrachloroethene (ug/L)
GW Clean-up Standards*		**5.6**	**0.05**	**5**	**6**	**80**	**45**	**NL**	**NL**	**NL**	**NL**	**5**
MW-22	08/15/2023	0.92	<0.080	0.17 J	0.087 J	<0.090	0.97	0.21 J	0.38 J	<0.080	3.5	<0.20
MW-22	12/4/2023	-	-	-	-	-	-	-	-	-	-	-
MW-22	02/08/2024	1.4	< 0.080	< 0.070	< 0.080	< 0.090	3.8	0.36 J	< 0.10	< 0.080	4.7	0.21 J
MW-23	02/22/2022	-	-	-	-	-	-	-	-	-	-	-
MW-23	05/10/2022	NA	NA	NA	NA	NA	NA	NA	NA	NA	NA	NA
MW-23	08/22/2022	-	-	-	-	-	-	-	-	-	-	-
MW-23	08/25/2022	<0.080	<0.080	<0.070	<0.080	<0.090	<0.080	<0.080	<0.10	<0.080	<0.10	<0.20
MW-23	11/14/2022	-	-	-	-	-	-	-	-	-	-	-
MW-23	02/13/2023	-	-	-	-	-	-	-	-	-	-	-
MW-23	05/16/2023	-	-	-	-	-	-	-	-	-	-	-
MW-23	08/15/2023	-	-	-	-	-	-	-	-	-	-	-
MW-23	12/4/2023	-	-	-	-	-	-	-	-	-	-	-
MW-23	02/05/2024	-	-	-	-	-	-	-	-	-	-	-
MW-24B	02/22/2022	-	-	-	-	-	-	-	-	-	-	-
MW-24B	05/10/2022	-	-	-	-	-	-	-	-	-	-	-
MW-24B	08/22/2022	-	-	-	-	-	-	-	-	-	-	-
MW-24B	08/25/2022	<0.080	<0.080	<0.070	<0.080	<0.090	<0.080	<0.080	<0.10	<0.080	<0.10	<0.20
MW-24B	11/14/2022	-	-	-	-	-	-	-	-	-	-	-
MW-24B	02/13/2023	-	-	-	-	-	-	-	-	-	-	-
MW-24B	05/16/2023	-	-	-	-	-	-	-	-	-	-	-
MW-24B	08/15/2023	-	-	-	-	-	-	-	-	-	-	-
MW-24B	12/4/2023	-	-	-	-	-	-	-	-	-	-	-
MW-24B	02/05/2024	-	-	-	-	-	-	-	-	-	-	-
MW-25B	02/22/2022	-	-	-	-	-	-	-	-	-	-	-
MW-25B	05/10/2022	-	-	-	-	-	-	-	-	-	-	-
MW-25B	08/22/2022	-	-	-	-	-	-	-	-	-	-	-
MW-25B	08/24/2022	<0.080	<0.080	<0.070	<0.080	<0.090	<0.080	<0.080	<0.10	<0.080	<0.10	0.46 J
MW-25B	11/14/2022	-	-	-	-	-	-	-	-	-	-	-
MW-25B	02/13/2023	-	-	-	-	-	-	-	-	-	-	-
MW-25B	05/16/2023	-	-	-	-	-	-	-	-	-	-	-
MW-25B	08/15/2023	-	-	-	-	-	-	-	-	-	-	-
MW-25B	12/4/2023	-	-	-	-	-	-	-	-	-	-	-
MW-25B	02/05/2024	-	-	-	-	-	-	-	-	-	-	-

Table 1

HISTORICAL GROUNDWATER DATA SUMMARY

High's Store #141 - Former Wally's Citgo

19200 Middletown Rd.

Parkton, MD

Well ID	Date	Top of Casing (ft)	Depth to Water (ft)	GW Elevation (ft)	Benzene (µg/L)	Toluene (µg/L)	Ethylbenzene (µg/L)	Total Xylenes (µg/L)	MTBE (µg/L)	Naphthalene (µg/L)	Diisopropyl ether (µg/L)	Tert-amyl methyl ether (µg/L)	Tert-Butyl Alcohol (µg/L)	TPH-GRO (µg/L)	TPH-DRO (µg/L)
GW Clean-up Standards*					**5**	**1,000**	**700**	**10,000**	**20**	**0.17**	**NL**	**NL**	**NL**	**47**	**47**
RW-1	02/22/2022	800.93	43.73	757.20	-	-	-	-	-	-	-	-	-	-	-
RW-1	02/23/2022	800.93	43.73	757.20	<0.050	<0.070	<0.060	<0.15	1.4	<0.050	<0.050	<0.20	<1.1	<23	<57
RW-1	05/10/2022	800.93	39.42	761.51	-	-	-	-	-	-	-	-	-	-	-
RW-1	05/11/2022	800.93	39.15	761.78	<0.050	<0.070	<0.060	<0.15	0.59	<0.050	<0.050	<0.20	<1.1	<23	<56
RW-1	08/22/2022	800.93	41.72	759.21	-	-	-	-	-	-	-	-	-	-	-
RW-1	08/26/2022	800.93	41.70	759.23	<0.10	<0.080	<0.080	<0.070	0.8	<0.080	<0.10	<0.20	<3.0	<23	<56
RW-1	11/14/2022	800.93	43.30	757.63	-	-	-	-	-	-	-	-	-	-	-
RW-1	11/17/2022	800.93	43.07	757.86	<0.10	0.11 J	<0.080	<0.070	1.9	<0.080	<0.10	<0.20	<3.0	<23	<57
RW-1	02/13/2023	800.93	41.66	759.27	-	-	-	-	-	-	-	-	-	-	-
RW-1	02/15/2023	800.93	41.16	759.77	<0.10	<0.080	<0.080	<0.070	0.79	0.083 J	<0.10	<0.20	<3.0	<23	<57
RW-1	05/16/2023	800.93	41.88	759.05	-	-	-	-	-	-	-	-	-	-	-
RW-1	05/18/2023	800.93	41.88	759.05	<0.10	<0.080	<0.080	<0.070	0.56	<0.080	<0.10	<0.20	<3.0	<23	<56
RW-1	08/16/2023	800.93	43.46	757.47	<0.10	0.97	<0.080	<0.070	0.76	<0.080	<0.10	<0.20	<3.0	<23	<57
RW-1	12/7/2023	800.93	45.80	755.13	<0.10	<0.080	<0.080	<0.070	1.0	<0.080	<0.10	<0.20	<3.0	<23	<56
RW-1	02/07/2024	800.93	38.73	762.2	< 0.10	< 0.080	< 0.080	< 0.070	0.31 J	< 0.080	< 0.10	< 0.20	< 3.0	< 23	<56
RW-2	02/22/2022	797.65	46.18	751.47	-	-	-	-	-	-	-	-	-	-	-
RW-2	02/28/2022	797.65	46.25	751.40	<0.050	<0.070	<0.060	<0.15	4.7	<0.050	<0.050	<0.20	<1.1	<23	<57
RW-2	05/10/2022	797.65	44.14	753.51	-	-	-	-	-	-	-	-	-	-	-
RW-2	05/12/2022	797.65	43.95	753.70	<0.050	<0.070	<0.060	<0.15	2.0	<0.050	<0.050	<0.20	<1.1	<23	<56
RW-2	08/22/2022	797.65	45.89	751.76	-	-	-	-	-	-	-	-	-	-	-
RW-2	08/29/2022	797.65	44.34	753.31	<0.10	<0.080	<0.080	<0.070	0.97	<0.080	<0.10	<0.20	<3.0	<23	<57
RW-2	11/14/2022	797.65	45.72	751.93	-	-	-	-	-	-	-	-	-	-	-
RW-2	11/18/2022	797.65	45.67	751.98	<0.10	<0.080	<0.080	<0.070	2.4	<0.080	<0.10	<0.20	<3.0	<23	<57
RW-2	02/13/2023	797.65	44.75	752.90	-	-	-	-	-	-	-	-	-	-	-
RW-2	02/16/2023	797.65	44.75	752.90	<0.10	<0.080	<0.080	<0.070	2.7	<0.080	<0.10	<0.20	<3.0	<23	<57
RW-2	05/16/2023	797.65	45.03	752.62	-	-	-	-	-	-	-	-	-	-	-
RW-2	05/19/2023	797.65	45.03	752.62	<0.10	<0.080	<0.080	<0.070	2.2	<0.080	<0.10	<0.20	<3.0	<23	<57
RW-2	08/18/2023	797.65	46.33	751.32	<0.10	0.76	<0.080	<0.070	1.6	<0.080	<0.10	<0.20	<3.0	<23	<56
RW-2	12/6/2023	797.65	47.95	749.70	<0.10	<0.080	<0.080	<0.070	1.9	<0.080	<0.10	<0.20	<3.0	<23	<57
RW-2	02/08/2024	797.65	44.71	752.94	< 0.10	< 0.080	< 0.080	< 0.070	2.1	< 0.080	< 0.10	< 0.20	< 3.0	< 23	<57
RW-3	02/22/2022	796.77	45.08	751.69	-	-	-	-	-	-	-	-	-	-	-
RW-3	05/10/2022	796.77	41.70	755.07	-	-	-	-	-	-	-	-	-	-	-
RW-3	08/22/2022	796.77	42.21	754.56	-	-	-	-	-	-	-	-	-	-	-
RW-3	08/26/2022	796.77	43.20	753.57	<0.10	<0.080	<0.080	<0.070	0.41 J	<0.080	<0.10	<0.20	<3.0	<23	<56

Table 1

HISTORICAL GROUNDWATER DATA SUMMARY

High's Store #141 - Former Wally's Citgo

19200 Middletown Rd.

Parkton, MD

Well ID	Date	1,2,4-Trimethylbenzene (µg/L)	1,2-Dibromoethane (ug/L)	1,2-Dichloroethane (ug/L)	1,3,5-Trimethylbenzene (ug/L)	Chloroform (ug/L)	Isopropylbenzene (ug/L)	n-Butylbenzene (ug/L)	n-Propylbenzene (ug/L)	p-Isopropyltoluene (ug/L)	sec-Butylbenzene (ug/L)	Tetrachloroethene (ug/L)
GW Clean-up Standards*		**5.6**	**0.05**	**5**	**6**	**80**	**45**	**NL**	**NL**	**NL**	**NL**	**5**
RW-1	02/22/2022	-	-	-	-	-	-	-	-	-	-	-
RW-1	02/23/2022	<0.060	<0.060	<0.050	<0.060	<0.090	<0.050	<0.050	<0.060	<0.050	<0.060	<0.060
RW-1	05/10/2022	-	-	-	-	-	-	-	-	-	-	-
RW-1	05/11/2022	<0.060	<0.060	<0.050	<0.060	<0.090	<0.050	<0.050	<0.060	<0.050	<0.060	<0.060
RW-1	08/22/2022	-	-	-	-	-	-	-	-	-	-	-
RW-1	08/26/2022	<0.080	<0.080	<0.070	<0.080	<0.090	<0.080	<0.080	<0.10	<0.080	<0.10	<0.20
RW-1	11/14/2022	-	-	-	-	-	-	-	-	-	-	-
RW-1	11/17/2022	<0.080	<0.080	<0.070	<0.080	<0.090	0.67	<0.080	<0.10	<0.080	<0.10	<0.20
RW-1	02/13/2023	-	-	-	-	-	-	-	-	-	-	-
RW-1	02/15/2023	<0.080	<0.080	<0.070	<0.080	<0.090	<0.080	<0.080	<0.10	<0.080	<0.10	<0.20
RW-1	05/16/2023	-	-	-	-	-	-	-	-	-	-	-
RW-1	05/18/2023	<0.080	<0.080	<0.070	<0.080	<0.090	<0.080	<0.080	<0.10	<0.080	<0.10	<0.20
RW-1	08/16/2023	<0.080	<0.080	<0.070	<0.080	<0.090	<0.080	<0.080	<0.10	<0.080	<0.10	<0.20
RW-1	12/7/2023	<0.080	<0.080	<0.070	<0.080	<0.090	<0.080	<0.080	<0.10	<0.080	<0.10	<0.20
RW-1	02/07/2024	<0.080	<0.080	<0.070	<0.080	<0.090	<0.080	<0.080	<0.10	<0.080	<0.10	<0.20
RW-2	02/22/2022	-	-	-	-	-	-	-	-	-	-	-
RW-2	02/28/2022	<0.060	<0.060	<0.050	<0.060	0.13 J	<0.050	<0.050	<0.060	<0.050	<0.060	0.16 J
RW-2	05/10/2022	-	-	-	-	-	-	-	-	-	-	-
RW-2	05/12/2022	<0.060	<0.060	<0.050	<0.060	0.20 J	<0.050	<0.050	<0.060	<0.050	<0.060	<0.060
RW-2	08/22/2022	-	-	-	-	-	-	-	-	-	-	-
RW-2	08/29/2022	<0.080	<0.080	<0.070	<0.080	0.12 J	<0.080	<0.080	<0.10	<0.080	<0.10	<0.20
RW-2	11/14/2022	-	-	-	-	-	-	-	-	-	-	-
RW-2	11/18/2022	<0.080	<0.080	<0.070	<0.080	0.11 J	0.13 J	<0.080	<0.10	<0.080	<0.10	<0.20
RW-2	02/13/2023	-	-	-	-	-	-	-	-	-	-	-
RW-2	02/16/2023	<0.080	<0.080	<0.070	<0.080	0.11 J	<0.080	<0.080	<0.10	<0.080	<0.10	<0.20
RW-2	05/16/2023	-	-	-	-	-	-	-	-	-	-	-
RW-2	05/19/2023	<0.080	<0.080	<0.070	<0.080	0.11 J	<0.080	<0.080	<0.10	<0.080	<0.10	<0.20
RW-2	08/18/2023	<0.080	<0.080	<0.070	<0.080	0.10 J	<0.080	<0.080	<0.10	<0.080	<0.10	<0.20
RW-2	12/6/2023	<0.080	<0.080	<0.070	<0.080	0.095 J	<0.080	<0.080	<0.10	<0.080	<0.10	<0.20
RW-2	02/08/2024	<0.080	<0.080	<0.070	<0.080	0.095 J	<0.080	<0.080	<0.10	<0.080	<0.10	<0.20
RW-3	02/22/2022	-	-	-	-	-	-	-	-	-	-	-
RW-3	05/10/2022	-	-	-	-	-	-	-	-	-	-	-
RW-3	08/22/2022	-	-	-	-	-	-	-	-	-	-	-
RW-3	08/26/2022	<0.080	<0.080	<0.070	<0.080	<0.090	<0.080	<0.080	<0.10	<0.080	<0.10	<0.20

Table 1

HISTORICAL GROUNDWATER DATA SUMMARY

High's Store #141 - Former Wally's Citgo
19200 Middletown Rd.
Parkton, MD

Well ID	Date	Top of Casing (ft)	Depth to Water (ft)	GW Elevation (ft)	Benzene (µg/L)	Toluene (µg/L)	Ethylbenzene (µg/L)	Total Xylenes (µg/L)	MTBE (µg/L)	Naphthalene (µg/L)	Diisopropyl ether (µg/L)	Tert-amyl methyl ether (µg/L)	Tert-Butyl Alcohol (µg/L)	TPH-GRO (µg/L)	TPH-DRO (µg/L)
GW Clean-up Standards*					**5**	**1,000**	**700**	**10,000**	**20**	**0.17**	**NL**	**NL**	**NL**	**47**	**47**
RW-3	11/14/2022	796.77	44.63	752.14	-	-	-	-	-	-	-	-	-	-	-
RW-3	02/13/2023	796.77	44.22	752.55	-	-	-	-	-	-	-	-	-	-	-
RW-3	05/16/2023	796.77	44.52	752.25	-	-	-	-	-	-	-	-	-	-	-
RW-3	08/15/2023	796.77	45.99	750.78	-	-	-	-	-	-	-	-	-	-	-
RW-3	12/4/2023	796.77	47.41	749.36	-	-	-	-	-	-	-	-	-	-	-
RW-3	02/05/2024	796.77	44.41	752.36	-	-	-	-	-	-	-	-	-	-	-
1608R	02/22/2022	-	57.31	-	-	-	-	-	-	-	-	-	-	-	-
1608R	03/03/2022	-	57.27	-	<0.050	<0.070	<0.060	<0.15	44	<0.050	0.30 J	0.97	<1.1	55	<56
1608R	05/10/2022	-	55.89	-	-	-	-	-	-	-	-	-	-	-	-
1608R	05/12/2022	-	55.77	-	<0.050	<0.070	<0.060	<0.15	46	<0.050	0.32 J	1	<1.1	55	<57
1608R	08/02/2022	-	54.58	-	-	-	-	-	-	-	-	-	-	-	-
1608R	08/29/2022	-	55.40	-	<0.10	<0.080	<0.080	<0.070	39	<0.080	0.26 J	0.89	<3.0	27 J	<57
1608R	11/14/2022	-	56.85	-	-	-	-	-	-	-	-	-	-	-	-
1608R	11/23/2022	-	56.95	-	<0.10	0.27 J	<0.080	<0.070	64	<0.080	0.44 J	1.5	3.1 J	70	<57
1608R	02/13/2023	-	55.50	-	-	-	-	-	-	-	-	-	-	-	-
1608R	02/17/2023	-	55.40	-	< 0.20	< 0.16	< 0.16	< 0.14	67	0.37 J	0.36 J	1.5	9.7 J	79	< 57
1608R	05/16/2023	-	55.41	-	-	-	-	-	-	-	-	-	-	-	-
1608R	05/22/2023	-	55.45	-	<0.20	<0.16	<0.16	<0.14	41	<0.16	0.22 J	0.87 J	<6.0	43 J	<57
1608R	08/21/2023	-	56.57	-	<0.10	0.19 J	<0.080	<0.070	70	<0.080	0.33 J	1.5	8.1 J	87	<56
1608R	12/7/2023		58.22	-	<0.10	0.083 J	<0.080	<0.070	72	<0.080	0.31 J	1.4	6.6 J	78	<57
1608R	02/09/2024	-	55.05	-	< 0.10	0.10 J	< 0.080	< 0.070	51	< 0.080	0.31 J	1.1	7.4 J	67	< 56

Table 1

HISTORICAL GROUNDWATER DATA SUMMARY

High's Store #141 - Former Wally's Citgo

19200 Middletown Rd.

Parkton, MD

Well ID	Date	1,2,4-Trimethylbenzene (µg/L)	1,2-Dibromoethane (ug/L)	1,2-Dichloroethane (ug/L)	1,3,5-Trimethylbenzene (ug/L)	Chloroform (ug/L)	Isopropylbenzene (ug/L)	n-Butylbenzene (ug/L)	n-Propylbenzene (ug/L)	p-Isopropyltoluene (ug/L)	sec-Butylbenzene (ug/L)	Tetrachloroethene (ug/L)
GW Clean-up Standards*		**5.6**	**0.05**	**5**	**6**	**80**	**45**	**NL**	**NL**	**NL**	**NL**	**5**
RW-3	11/14/2022	-	-	-	-	-	-	-	-	-	-	-
RW-3	02/13/2023	-	-	-	-	-	-	-	-	-	-	-
RW-3	05/16/2023	-	-	-	-	-	-	-	-	-	-	-
RW-3	08/15/2023	-	-	-	-	-	-	-	-	-	-	-
RW-3	12/4/2023	-	-	-	-	-	-	-	-	-	-	-
RW-3	02/05/2024	-	-	-	-	-	-	-	-	-	-	-
1608R	02/22/2022	-	-	-	-	-	-	-	-	-	-	-
1608R	03/03/2022	<0.060	<0.060	<0.050	<0.060	<0.090	<0.050	<0.050	<0.060	<0.050	<0.060	<0.060
1608R	05/10/2022	-	-	-	-	-	-	-	-	-	-	-
1608R	05/12/2022	<0.060	<0.060	<0.050	<0.060	<0.090	<0.050	<0.050	<0.060	<0.050	<0.060	<0.060
1608R	08/02/2022	-	-	-	-	-	-	-	-	-	-	-
1608R	08/29/2022	<0.080	<0.080	<0.070	<0.080	<0.090	<0.080	<0.080	<0.10	<0.080	<0.10	<0.20
1608R	11/14/2022	-	-	-	-	-	-	-	-	-	-	-
1608R	11/23/2022	<0.080	<0.080	<0.070	<0.080	<0.090	0.99	<0.080	<0.10	<0.080	<0.10	<0.20
1608R	02/13/2023	-	-	-	-	-	-	-	-	-	-	-
1608R	02/17/2023	< 0.16	< 0.16	< 0.14	< 0.16	< 0.18	< 0.16	< 0.16	< 0.20	< 0.16	< 0.20	< 0.40
1608R	05/16/2023	-	-	-	-	-	-	-	-	-	-	-
1608R	05/22/2023	<0.16	<0.16	<0.14	<0.16	<0.18	<0.16	<0.16	<0.20	<0.16	<0.20	<0.40
1608R	08/21/2023	<0.080	<0.080	<0.070	<0.080	<0.090	<0.080	<0.080	<0.10	<0.080	<0.10	<0.20
1608R	12/7/2023	<0.080	<0.080	<0.070	<0.080	<0.090	<0.080	<0.080	<0.10	<0.080	<0.10	<0.20
1608R	02/09/2024	< 0.080	< 0.080	< 0.070	< 0.080	< 0.090	< 0.080	< 0.080	< 0.10	< 0.080	< 0.10	< 0.20

Table 1

HISTORICAL GROUNDWATER DATA SUMMARY

High's Store #141 - Former Wally's Citgo
19200 Middletown Rd.
Parkton, MD

Well ID	Date	Top of Casing (ft)	Depth to Water (ft)	GW Elevation (ft)	Benzene (µg/L)	Toluene (µg/L)	Ethylbenzene (µg/L)	Total Xylenes (µg/L)	MTBE (µg/L)	Naphthalene (µg/L)	Diisopropyl ether (µg/L)	Tert-amyl methyl ether (µg/L)	Tert-Butyl Alcohol (µg/L)	TPH-GRO (µg/L)	TPH-DRO (µg/L)
GW Clean-up Standards*					**5**	**1,000**	**700**	**10,000**	**20**	**0.17**	**NL**	**NL**	**NL**	**47**	**47**

Notes:
* GW Cleanup Standards are the Maryland Department of the Environment (MDE) Groundwater Clean-up Standards for Type I and II Aquifers (2018)
(-) = No data available.
<# = result less than the method detection limit
µg/L = Micrograms per liter
BTEX= Benzene, Toluene, Ethylbenzene, and Total Xylene. Total BTEX is a sum of detected concentrations, including estimated concentrations (identified with a "J").
DRY = No water for sampling
MTBE = Methyl Tertiary Butyl Ether
TPH-DRO = Total-petroleum hydrocarbons-diesel range organics
TPH-GRO = Total-petroleum hydrocarbons-gasoline range organics
NL = No Limit (screening)
J = Detected between the Method Detection Limit (MDL) and the Reporting Limit (RL); therefore, result is an estimated value.
B = Compound detected in the laboratory blank and sample.
NA = Not Analyzed / Not Accessible

Table 1

HISTORICAL GROUNDWATER DATA SUMMARY

High's Store #141 - Former Wally's Citgo
19200 Middletown Rd.
Parkton, MD

Well ID	Date	1,2,4-Trimethylbenzene (µg/L)	1,2-Dibromoethane (ug/L)	1,2-Dichloroethane (ug/L)	1,3,5-Trimethylbenzene (ug/L)	Chloroform (ug/L)	Isopropylbenzene (ug/L)	n-Butylbenzene (ug/L)	n-Propylbenzene (ug/L)	p-Isopropyltoluene (ug/L)	sec-Butylbenzene (ug/L)	Tetrachloroethene (ug/L)
GW Clean-up Standards*		**5.6**	**0.05**	**5**	**6**	**80**	**45**	**NL**	**NL**	**NL**	**NL**	**5**

Notes:

* GW Cleanup Standards are the Maryland Department of the Environment (MDE) Groundwater Clean-up Standards for Type I and II Aquifers (2018)
(-) = No data available.
<# = result less than the method detection limit
µg/L = Micrograms per liter
BTEX= Benzene, Toluene, Ethylbenzene, and Total Xylene. Total BTEX is a sum of detected concentrations, including estimated concentrations (identified with a "J").
DRY = No water for sampling
MTBE = Methyl Tertiary Butyl Ether
TPH-DRO = Total-petroleum hydrocarbons-diesel range organics
TPH-GRO = Total-petroleum hydrocarbons-gasoline range organics
NL = No Limit (screening)
J = Detected between the Method Detection Limit (MDL) and the Reporting Limit (RL); therefore, result is an estimated value.
B = Compound detected in the laboratory blank and sample.
NA = Not Analyzed / Not Accessible

Table 2

HISTORICAL POTABLE WELL DATA SUMMARY

High's Store #141 - Former Wally's Citgo
19200 Middletown Rd
Parkton, MD

Well ID	Date	Benzene (µg/L)	Toluene (µg/L)	Ethylbenzene (µg/L)	Total Xylenes (µg/L)	MTBE (µg/L)	Tert-Butyl Alcohol (µg/L)	Tert-amyl methyl ether (µg/L)	Ethyl tert-butyl ether (µg/L)	Diisopropyl ether (µg/L)	Naphthalene (µg/L)	Tetrachloroethene (µg/L)
GW Clean-up Standards*		**5**	**1,000**	**700**	**10,000**	**20**	**NL**	**NL**	**NL**	**NL**	**0.17**	**5**
1606-RAY-INF	02/22/2022	<0.10	<0.10	<0.10	<0.10	1.4	<2.5	<0.10	<0.10	<0.10	<0.20	0.13 J
1606-RAY-INF	05/10/2022	<0.10	<0.10	<0.10	<0.10	0.83	<2.5	<0.10	<0.10	<0.10	<0.20	<0.10
1606-RAY-INF	08/25/2022	<0.10	<0.10	<0.10	<0.10	1.1	<2.5	<0.10	<0.10	<0.10	<0.20	0.11 J
1606-RAY-INF	11/15/2022	<0.10	<0.10	<0.10	<0.10	0.94	<2.5	<0.10	<0.10	<0.10	<0.20	0.12 J
1606-RAY-INF	2/14/2023	<0.10	<0.10	<0.10	<0.10	0.72	<2.5	<0.10	<0.10	<0.10	<0.20	<0.10
1606-RAY-INF	5/18/2023	<0.10	<0.10	<0.10	<0.10	0.58	<2.5	<0.10	<0.10	<0.10	<0.20	<0.10
1606-RAY-INF	8/18/2023	<0.10	<0.10	<0.10	<0.10	0.60	<2.5	<0.10	<0.10	<0.10	<0.20	<0.10
1606-RAY-INF	12/5/2023	<0.10	<0.10	<0.10	<0.10	1.0	<2.5	<0.10	<0.10	<0.10	<0.20	0.14 J
1606-RAY-INF	2/6/2024	< 0.10	< 0.10	< 0.10	< 0.10	0.40 J	< 2.5	< 0.10	<0.10	< 0.10	< 0.20	0.14 J
1608-RAY-INF	02/23/2022	<0.10	<0.10	<0.10	<0.10	1.5	<2.5	<0.10	<0.10	<0.10	<0.20	<0.10
1608-RAY-INF	05/12/2022	<0.10	<0.10	<0.10	<0.10	1.7	<2.5	<0.10	<0.10	<0.10	<0.20	<0.10
1608-RAY-INF	08/29/2022	<0.10	<0.10	<0.10	<0.10	3.8	<2.5	<0.10	<0.10	<0.10	<0.20	<0.10
1608-RAY-INF	11/23/2022	<0.10	<0.10	<0.10	<0.10	1.5	<2.5	<0.10	<0.10	<0.10	<0.20	<0.10
1608-RAY-INF	2/17/2023	<0.10	<0.10	<0.10	<0.10	1.8	<2.5	<0.10	<0.10	<0.10	<0.20	<0.10
1608-RAY-INF	5/22/2023	<0.10	0.83	0.12 J	0.48 J	1.8	<2.5	<0.10	<0.10	<0.10	<0.20	<0.10
1608-RAY-INF	8/18/2023	<0.10	<0.10	<0.10	<0.10	1.5	<2.5	<0.10	<0.10	<0.10	<0.20	<0.10
1608-RAY-INF	12/7/2023	<0.10	<0.10	<0.10	<0.10	1.3	<2.5	<0.10	<0.10	<0.10	<0.20	<0.10
1608-RAY-INF	2/9/2024	< 0.10	< 0.10	< 0.10	< 0.10	1.5	< 2.5	< 0.10	<0.10	< 0.10	< 0.20	<0.10
1612-RAY-INF	02/23/2022	<0.10	<0.10	<0.10	<0.10	0.30 J	<2.5	<0.10	<0.10	<0.10	<0.20	<0.10
1612-RAY-INF	05/10/2022	<0.10	<0.10	<0.10	<0.10	0.31 J	<2.5	<0.10	<0.10	<0.10	<0.20	<0.10
1612-RAY-INF	08/25/2022	<0.10	<0.10	<0.10	<0.10	0.34 J	<2.5	<0.10	<0.10	<0.10	<0.20	<0.10
1612-RAY-INF	11/15/2022	<0.10	<0.10	<0.10	<0.10	0.35 J	<2.5	<0.10	<0.10	<0.10	<0.20	<0.10
1612-RAY-INF	2/15/2023	<0.10	<0.10	<0.10	<0.10	0.23 J	<2.5	<0.10	<0.10	<0.10	<0.20	<0.10
1612-RAY-INF	5/18/2023	<0.10	<0.10	<0.10	<0.10	0.31 J	<2.5	<0.10	<0.10	<0.10	<0.20	<0.10
1612-RAY-INF	8/18/2023	<0.10	<0.10	<0.10	<0.10	0.28 J	<2.5	<0.10	<0.10	<0.10	<0.20	<0.10
1612-RAY-INF	12/5/2023	<0.10	<0.10	<0.10	<0.10	0.22 J	<2.5	<0.10	<0.10	<0.10	<0.20	<0.10
1612-RAY-INF	2/8/2024	< 0.10	< 0.10	< 0.10	< 0.10	0.26 J	< 2.5	< 0.10	< 0.10	< 0.10	< 0.20	<0.10
PW01-INF	05/12/2022	<0.10	<0.10	<0.10	<0.10	0.17 J	<2.5	<0.10	<0.10	<0.10	<0.20	<0.10
PW01-INF	11/15/2022	<0.10	<0.10	<0.10	<0.10	0.18 J	<2.5	<0.10	<0.10	<0.10	<0.20	<0.10
PW01-INF	5/18/2023	<0.10	<0.10	<0.10	<0.10	0.11 J	<2.5	<0.10	<0.10	<0.10	<0.20	<0.10
PW01-INF	12/4/2023	<0.10	<0.10	<0.10	<0.10	0.12 J	<2.5	<0.10	<0.10	<0.10	<0.20	<0.10
PW02-INF	05/12/2022	<0.10	<0.10	<0.10	<0.10	<0.10	<2.5	<0.10	<0.10	<0.10	<0.20	<0.10
PW02-INF	11/15/2022	<0.10	<0.10	<0.10	<0.10	0.17 J	<2.5	<0.10	<0.10	<0.10	<0.20	<0.10
PW02-INF	5/18/2023	<0.10	<0.10	<0.10	<0.10	<0.10	<2.5	<0.10	<0.10	<0.10	<0.20	<0.10
PW02-INF	12/5/2023	<0.10	<0.10	<0.10	<0.10	<0.10	<2.5	<0.10	<0.10	<0.10	<0.20	<0.10
PW03-INF	05/12/2022	<0.10	<0.10	<0.10	<0.10	<0.10	<2.5	<0.10	<0.10	<0.10	<0.20	<0.10
PW03-INF	11/15/2022	<0.10	<0.10	<0.10	<0.10	<0.10	<2.5	<0.10	<0.10	<0.10	<0.20	<0.10
PW03-INF	5/18/2023	<0.10	<0.10	<0.10	<0.10	<0.10	<2.5	<0.10	<0.10	<0.10	<0.20	<0.10
PW03-INF	12/5/2023	<0.10	<0.10	<0.10	<0.10	<0.10	<2.5	<0.10	<0.10	<0.10	<0.20	<0.10

Table 2

HISTORICAL POTABLE WELL DATA SUMMARY

High's Store #141 - Former Wally's Citgo
19200 Middletown Rd
Parkton, MD

Notes:

* GW Cleanup Standards are the Maryland Department of the Environment (MDE) Groundwater Clean-up Standards for Type I and II Aquifers (2018)

(-) = No data available.
<# = result less than the method detection limit
µg/L = Micrograms per liter
BTEX = Benzene, Toluene, Ethylbenzene, and Total Xylene. Total BTEX is a sum of detected concentrations, including estimated concentrations (identified with a "J").
DRY = No water for sampling
MTBE = Methyl Tertiary Butyl Ether
TPH-DRO = Total-petroleum hydrocarbons-diesel range organics
TPH-GRO = Total-petroleum hydrocarbons-gasoline range organics
NL = No Limit (screening)
J = Detected between the Method Detection Limit (MDL) and the Reporting Limit (RL); therefore, result is an estimated value.
B = Compound detected in the laboratory blank and sample.
NA = Not Analyzed / Not Accessible

Table 2-A

QUARTERLY GROUNDWATER ANALYTICAL DATA SUMMARY

High's Store #141 - Former Wally's Citgo

19200 Middletown Rd.

Parkton, MD

Well ID	Date	Top of Casing (ft)	Depth to Water (ft)	GW Elevation (ft)	Benzene (µg/L)	Toluene (µg/L)	Ethylbenzene (µg/L)	Total Xylenes (µg/L)	MTBE (µg/L)	Naphthalene (µg/L)	Diisopropyl ether (µg/L)	Tert-amyl methyl ether (µg/L)	Tert-Butyl Alcohol (µg/L)	TPH-GRO (µg/L)	TPH-DRO (µg/L)
GW Clean-up Standards*					**5**	**1,000**	**700**	**10,000**	**20**	**0.17**	**NL**	**NL**	**NL**	**47**	**47**
MW-1	02/05/2024	802.09	39.42	762.67	< 0.10	< 0.080	< 0.080	< 0.070	0.16 J	< 0.080	< 0.10	< 0.20	< 3.0	< 23	< 38
MW-2	02/05/2024	801.83	38.88	762.95	< 0.10	< 0.080	< 0.080	< 0.070	< 0.080	< 0.080	< 0.10	< 0.20	< 3.0	< 23	< 38
MW-3	02/07/2024	801.45	39.65	761.8	< 0.10	< 0.080	< 0.080	< 0.070	2.3	< 0.080	< 0.10	< 0.20	< 3.0	73	< 56
MW-4	02/05/2024	801.35	39.68	761.67	< 0.10	< 0.080	< 0.080	< 0.070	0.49 J	< 0.080	< 0.10	< 0.20	< 3.0	< 23	< 38
MW-5B	02/05/2024	802.64	40.98	761.66	-	-	-	-	-	-	-	-	-	-	-
MW-5	02/09/2024	802.18	39.27	762.91	8.3	160	280	1400	1.7	190	0.18 J	< 0.20	350	7,100	11,000
MW-6	02/05/2024	801.08	42.17	758.91	< 0.10	< 0.080	< 0.080	< 0.070	0.33 J	< 0.080	< 0.10	< 0.20	< 3.0	< 23	< 38
MW-7A	02/08/2024	796.66	44.70	751.96	< 0.10	< 0.080	< 0.080	< 0.070	1.2	0.098 J	< 0.10	< 0.20	< 3.0	< 23	< 56
MW-7B	02/08/2024	796.64	42.50	754.14	< 0.10	< 0.080	< 0.080	< 0.070	< 0.080	< 0.080	< 0.10	< 0.20	< 3.0	< 23	120
MW-8A	02/02/2024	793.10	41.92	751.18	-	-	-	-	-	-	-	-	-	-	-
MW-8B	02/05/2024	792.69	39.58	753.11	-	-	-	-	-	-	-	-	-	-	-
MW-9A	02/05/2024	798.18	42.98	755.20	-	-	-	-	-	-	-	-	-	-	-
MW-9B	02/05/2024	798.04	42.42	755.62	-	-	-	-	-	-	-	-	-	-	-
MW-10A	02/06/2024	800.69	39.03	761.66	< 0.10	< 0.080	< 0.080	< 0.070	2.7	< 0.080	< 0.10	< 0.20	< 3.0	35 J	<57
MW-10B	02/06/2024	800.75	39.80	760.95	0.75	0.21 J	< 0.080	< 0.070	9.2	< 0.080	< 0.10	0.22 J	5.8 J	30 J	<57
MW-11A	02/06/2024	795.22	46.31	748.91	-	-	-	-	-	-	-	-	-	-	-
MW-11B	02/05/2024	795.22	43.93	751.29	< 0.10	< 0.080	< 0.080	< 0.070	0.26 J	< 0.080	< 0.10	< 0.20	< 3.0	24 J	<57
MW-12B	02/05/2024	800.28	45.51	754.77	-	-	-	-	-	-	-	-	-	-	-
MW-14A	02/05/2024	797.53	45.26	752.27	-	-	-	-	-	-	-	-	-	-	-
MW-14B	02/07/2024	797.33	44.09	753.24	1.2	< 0.080	< 0.080	< 0.070	11	< 0.080	0.51	0.48 J	31	42 J	< 56
MW-15	02/08/2024	793.55	48.83	744.72	0.67	< 0.080	< 0.080	0.17 J	42	0.23 J	0.55	1.4	17	71	<56
MW-16A	02/07/2024	778.96	42.54	736.42	< 0.10	< 0.080	< 0.080	< 0.070	0.78	< 0.080	< 0.10	< 0.20	< 3.0	28 J	<56
MW-16B	02/07/2024	778.24	43.18	735.06	< 0.10	< 0.080	< 0.080	< 0.070	3.0	< 0.080	0.75	< 0.20	< 3.0	< 23	< 56
MW-17A	02/05/2024	785.01	33.60	751.41	-	-	-	-	-	-	-	-	-	-	-
MW-17B	02/06/2024	785.17	33.47	751.7	1.9	0.14 J	< 0.080	< 0.070	2.9	< 0.080	0.14 J	< 0.20	< 3.0	< 23	95 J
MW-18A	02/05/2024	798.54	46.97	751.57	-	-	-	-	-	-	-	-	-	-	-
MW-18B	02/09/2024	799.12	46.78	752.34	0.19 J	< 0.080	< 0.080	< 0.070	2.0	< 0.080	0.22 J	< 0.20	34	< 23	< 57
MW-19A	02/05/2024	761.83	23.83	738.00	-	-	-	-	-	-	-	-	-	-	-
MW-19B	02/05/2024	762.80	20.10	742.70	-	-	-	-	-	-	-	-	-	-	-
MW-20A	02/06/2024	758.61	32.24	726.37	< 0.10	< 0.080	< 0.080	< 0.070	0.30 J	< 0.080	< 0.10	< 0.20	< 3.0	< 23	<56
MW-20B	02/05/2024	759.47	33.11	726.36	-	-	-	-	-	-	-	-	-	-	-
MW-21	02/05/2024	800.69	38.90	761.79	-	-	-	-	-	-	-	-	-	-	-
MW-22	02/08/2024	801.21	39.49	761.72	0.67	< 0.080	< 0.080	1.2	8.0	2.7	0.11 J	< 0.20	48	350	300
MW-23	02/05/2024	798.70	NA	-	-	-	-	-	-	-	-	-	-	-	-

Table 2-A

QUARTERLY GROUNDWATER ANALYTICAL DATA SUMMARY

High's Store #141 - Former Wally's Citgo

19200 Middletown Rd.

Parkton, MD

Well ID	Date	1,2,4-Trimethylbenzene (µg/L)	1,2-Dibromoethane (ug/L)	1,2-Dichloroethane (ug/L)	1,3,5-Trimethylbenzene (ug/L)	Chloroform (ug/L)	Isopropylbenzene (ug/L)	n-Butylbenzene (ug/L)	n-Propylbenzene (ug/L)	p-Isopropyltoluene (ug/L)	sec-Butylbenzene (ug/L)	Tetrachloroethene (ug/L)
GW Clean-up Standards*		**5.6**	**0.05**	**5**	**6**	**80**	**45**	**NL**	**NL**	**NL**	**NL**	**5**
MW-1	02/05/2024	< 0.080	< 0.080	< 0.070	< 0.080	< 0.090	< 0.080	< 0.080	< 0.10	< 0.080	< 0.10	< 0.20
MW-2	02/05/2024	< 0.080	< 0.080	< 0.070	< 0.080	< 0.090	< 0.080	< 0.080	< 0.10	< 0.080	< 0.10	< 0.20
MW-3	02/07/2024	< 0.080	< 0.080	< 0.070	< 0.080	< 0.090	< 0.080	< 0.080	< 0.10	< 0.080	0.36 J	< 0.20
MW-4	02/05/2024	< 0.080	< 0.080	< 0.070	< 0.080	< 0.090	< 0.080	< 0.080	< 0.10	< 0.080	< 0.10	< 0.20
MW-5B	02/05/2024	-	-	-	-	-	-	-	-	-	-	-
MW-5	02/09/2024	540	1.1	0.66	130	< 0.090	37	7.9	62	8.5	6.6	< 0.20
MW-6	02/05/2024	< 0.080	< 0.080	< 0.070	< 0.080	< 0.090	< 0.080	< 0.080	< 0.10	< 0.080	< 0.10	< 0.20
MW-7A	02/08/2024	< 0.080	< 0.080	< 0.070	< 0.080	0.14 J	< 0.080	< 0.080	< 0.10	< 0.080	< 0.10	< 0.20
MW-7B	02/08/2024	< 0.080	< 0.080	< 0.070	< 0.080	< 0.090	< 0.080	< 0.080	< 0.10	< 0.080	< 0.10	< 0.20
MW-8A	02/02/2024	-	-	-	-	-	-	-	-	-	-	-
MW-8B	02/05/2024	-	-	-	-	-	-	-	-	-	-	-
MW-9A	02/05/2024	-	-	-	-	-	-	-	-	-	-	-
MW-9B	02/05/2024	-	-	-	-	-	-	-	-	-	-	-
MW-10A	02/06/2024	<0.080	<0.080	<0.070	<0.080	<0.090	<0.080	<0.080	<0.10	<0.080	<0.10	<0.20
MW-10B	02/06/2024	<0.080	<0.080	<0.070	<0.080	<0.090	<0.080	<0.080	<0.10	<0.080	<0.10	<0.20
MW-11A	02/06/2024	-	-	-	-	-	-	-	-	-	-	-
MW-11B	02/05/2024	<0.080	<0.080	<0.070	<0.080	<0.090	<0.080	<0.080	<0.10	<0.080	<0.10	<0.20
MW-12B	02/05/2024	-	-	-	-	-	-	-	-	-	-	-
MW-14A	02/05/2024	-	-	-	-	-	-	-	-	-	-	-
MW-14B	02/07/2024	< 0.080	< 0.080	0.58	< 0.080	<0.090	<0.080	<0.080	<0.10	<0.080	0.33 J	<0.20
MW-15	02/08/2024	<0.080	<0.080	<0.070	<0.080	<0.090	<0.080	< 0.080	< 0.10	< 0.080	< 0.10	<0.20
MW-16A	02/07/2024	<0.080	<0.080	<0.070	<0.080	<0.090	<0.080	< 0.080	< 0.10	< 0.080	< 0.10	<0.20
MW-16B	02/07/2024	< 0.080	< 0.080	< 0.070	<0.080	<0.090	<0.080	< 0.080	< 0.10	< 0.080	< 0.10	<0.20
MW-17A	02/05/2024	-	-	-	-	-	-	-	-	-	-	-
MW-17B	02/06/2024	< 0.080	< 0.080	0.19 J	< 0.080	< 0.090	0.084 J	< 0.080	< 0.10	< 0.080	< 0.10	< 0.20
MW-18A	02/05/2024	-	-	-	-	-	-	-	-	-	-	-
MW-18B	02/09/2024	< 0.080	< 0.080	< 0.070	< 0.080	< 0.090	< 0.080	< 0.080	< 0.10	< 0.080	< 0.10	< 0.20
MW-19A	02/05/2024	-	-	-	-	-	-	-	-	-	-	-
MW-19B	02/05/2024	-	-	-	-	-	-	-	-	-	-	-
MW-20A	02/06/2024	<0.080	<0.080	<0.070	<0.080	<0.090	<0.080	<0.080	<0.10	<0.080	<0.10	<0.20
MW-20B	02/05/2024	-	-	-	-	-	-	-	-	-	-	-
MW-21	02/05/2024	-	-	-	-	-	-	-	-	-	-	-
MW-22	02/08/2024	1.4	< 0.080	< 0.070	< 0.080	< 0.090	3.8	0.36 J	< 0.10	< 0.080	4.7	0.21 J
MW-23	02/05/2024	-	-	-	-	-	-	-	-	-	-	-

Table 2-A

QUARTERLY GROUNDWATER ANALYTICAL DATA SUMMARY

High's Store #141 - Former Wally's Citgo

19200 Middletown Rd.

Parkton, MD

Well ID	Date	Top of Casing (ft)	Depth to Water (ft)	GW Elevation (ft)	Benzene (µg/L)	Toluene (µg/L)	Ethylbenzene (µg/L)	Total Xylenes (µg/L)	MTBE (µg/L)	Naphthalene (µg/L)	Diisopropyl ether (µg/L)	Tert-amyl methyl ether (µg/L)	Tert-Butyl Alcohol (µg/L)	TPH-GRO (µg/L)	TPH-DRO (µg/L)
GW Clean-up Standards*					**5**	**1,000**	**700**	**10,000**	**20**	**0.17**	**NL**	**NL**	**NL**	**47**	**47**
MW-24B	02/05/2024	801.25	39.96	761.29	-	-	-	-	-	-	-	-	-	-	-
MW-25B	02/05/2024	802.80	42.48	760.32	-	-	-	-	-	-	-	-	-	-	-
RW-1	02/07/2024	800.93	38.73	762.2	< 0.10	< 0.080	< 0.080	< 0.070	0.31 J	< 0.080	< 0.10	< 0.20	< 3.0	< 23	<56
RW-2	02/08/2024	797.65	44.71	752.94	< 0.10	< 0.080	< 0.080	< 0.070	2.1	< 0.080	< 0.10	< 0.20	< 3.0	< 23	<57
RW-3	02/05/2024	796.77	44.41	752.36	-	-	-	-	-	-	-	-	-	-	-
1608R	02/09/2024	-	55.05	-	< 0.10	0.10 J	< 0.080	< 0.070	51	< 0.080	0.31 J	1.1	7.4 J	67	< 56
1606 Rayville[A]	02/06/2024	-	-	-	< 0.10	< 0.10	< 0.10	< 0.10	0.40 J	< 0.20	< 0.10	< 0.10	< 2.5	NA	NA
1608 Rayville[A]	02/09/2024	-	-	-	< 0.10	< 0.10	< 0.10	< 0.10	1.5	< 0.20	< 0.10	< 0.10	< 2.5	NA	NA
1612 Rayville[A]	02/08/2024	-	-	-	< 0.10	< 0.10	< 0.10	< 0.10	0.26 J	< 0.20	< 0.10	< 0.10	< 2.5	NA	NA

Table 2-A

QUARTERLY GROUNDWATER ANALYTICAL DATA SUMMARY

High's Store #141 - Former Wally's Citgo
19200 Middletown Rd.
Parkton, MD

Well ID	Date	1,2,4-Trimethylbenzene (µg/L)	1,2-Dibromoethane (ug/L)	1,2-Dichloroethane (ug/L)	1,3,5-Trimethylbenzene (ug/L)	Chloroform (ug/L)	Isopropylbenzene (ug/L)	n-Butylbenzene (ug/L)	n-Propylbenzene (ug/L)	p-Isopropyltoluene (ug/L)	sec-Butylbenzene (ug/L)	Tetrachloroethene (ug/L)
GW Clean-up Standards*		**5.6**	**0.05**	**5**	**6**	**80**	**45**	**NL**	**NL**	**NL**	**NL**	**5**
MW-24B	02/05/2024	-	-	-	-	-	-	-	-	-	-	-
MW-25B	02/05/2024	-	-	-	-	-	-	-	-	-	-	-
RW-1	02/07/2024	<0.080	<0.080	<0.070	<0.080	<0.090	<0.080	<0.080	<0.10	<0.080	<0.10	<0.20
RW-2	02/08/2024	<0.080	<0.080	<0.070	<0.080	0.095 J	<0.080	<0.080	<0.10	<0.080	<0.10	<0.20
RW-3	02/05/2024	-	-	-	-	-	-	-	-	-	-	-
1608R	02/09/2024	< 0.080	< 0.080	< 0.070	< 0.080	< 0.090	< 0.080	< 0.080	< 0.10	< 0.080	< 0.10	< 0.20
1606 Rayville[A]	02/06/2024	NA	NA	<0.10	NA	NA	NA	NA	NA	NA	NA	0.14 J
1608 Rayville[A]	02/09/2024	NA	NA	<0.10	NA	NA	NA	NA	NA	NA	NA	<0.10
1612 Rayville[A]	02/08/2024	NA	NA	< 0.10	NA	NA	NA	NA	NA	NA	NA	<0.10

Notes:

* GW Cleanup Standards are the Maryland Department of the Environment (MDE) Groundwater Clean-up Standards for Type I and II Aquifers (2018)

[A] = Potable wells analysed via EPA Method 524.2 (Mon. wells analyzed via EPA Method 8260)

(-) = No data available.

<# = result less than the method detection limit

µg/L = Micrograms per liter

DRY = No water for sampling

MTBE = Methyl Tertiary Butyl Ether

TPH-DRO = Total-petroleum hydrocarbons-diesel range organics

TPH-GRO = Total-petroleum hydrocarbons-gasoline range organics

NL = No Limit (screening)

J = Detected between the Method Detection Limit (MDL) and the Reporting Limit (RL); therefore, result is an estimated value.

B = Compound detected in the laboratory blank and sample.

NA = Not Analyzed / Not Accessible

Table 3

HISTORICAL POET SYSTEM DATA SUMMARY

High's Store #141- Former Wally's Citgo

19200 Middletown Rd

Parkton, MD

Well ID	Date	Carbon Change	POET Totalizer (gal)	Benzene (µg/L)	Toluene (µg/L)	Ethylbenzene (µg/L)	Total Xylenes (µg/L)	MTBE (µg/L)	Tert-Butyl Alcohol (µg/L)	Tert-amyl methyl ether (µg/L)	Ethyl tert-butyl ether (µg/L)	Diisopropyl ether (µg/L)	Naphthalene (µg/L)	Tetrachloroethene (µg/L)
GW Clean-up Standards*				**5**	**1,000**	**700**	**10,000**	**20**	**NL**	**NL**	**NL**	**NL**	**0.17**	**5**
1606-RAY-INF	02/22/2022	-	-	<0.10	<0.10	<0.10	<0.10	1.4	<2.5	<0.10	<0.10	<0.10	<0.20	0.13 J
1606-RAY-INF	05/10/2022	-	-	<0.10	<0.10	<0.10	<0.10	0.83	<2.5	<0.10	<0.10	<0.10	<0.20	<0.10
1606-RAY-INF	08/25/2022	-	-	<0.10	<0.10	<0.10	<0.10	1.1	<2.5	<0.10	<0.10	<0.10	<0.20	0.11 J
1606-RAY-INF	11/15/2022	-	-	<0.10	<0.10	<0.10	<0.10	0.94	<2.5	<0.10	<0.10	<0.10	<0.20	0.12 J
1606-RAY-INF	2/14/2023	-	-	<0.10	<0.10	<0.10	<0.10	0.72	<2.5	<0.10	<0.10	<0.10	<0.20	<0.10
1606-RAY-INF	5/18/2023	-	-	<0.10	<0.10	<0.10	<0.10	0.58	<2.5	<0.10	<0.10	<0.10	<0.20	<0.10
1606-RAY-INF	8/18/2023	-	-	<0.10	<0.10	<0.10	<0.10	0.60	<2.5	<0.10	<0.10	<0.10	<0.20	<0.10
1606-RAY-INF	12/5/2023	-	-	<0.10	<0.10	<0.10	<0.10	1.0	<2.5	<0.10	<0.10	<0.10	<0.20	0.14 J
1606-RAY-INF	2/6/2024			< 0.10	< 0.10	< 0.10	< 0.10	0.40 J	< 2.5	< 0.10	< 0.10	< 0.10	< 0.20	< 0.10
1606-RAY-MID2	2/22/2022	-	-	<0.10	<0.10	<0.10	<0.10	<0.10	<2.5	<0.10	<0.10	<0.10	<0.20	<0.10
1606-RAY-MID2	05/10/2022	-	-	<0.10	<0.10	<0.10	<0.10	<0.10	<2.5	<0.10	<0.10	<0.10	<0.20	<0.10
1606-RAY-MID2	08/25/2022	-	-	<0.10	<0.10	<0.10	<0.10	<0.10	<2.5	<0.10	<0.10	<0.10	<0.20	<0.10
1606-RAY-MID2	11/15/2022	-	-	<0.10	<0.10	<0.10	<0.10	<0.10	<2.5	<0.10	<0.10	<0.10	<0.20	<0.10
1606-RAY-MID2	2/14/2023	-	-	<0.10	<0.10	<0.10	<0.10	<0.10	<2.5	<0.10	<0.10	<0.10	<0.20	<0.10
1606-RAY-MID2	5/18/2023	-	-	<0.10	<0.10	<0.10	<0.10	<0.10	<2.5	<0.10	<0.10	<0.10	<0.20	<0.10
1606-RAY-MID2	08/18/2023	-	-	<0.10	<0.10	<0.10	<0.10	<0.10	<2.5	<0.10	<0.10	<0.10	<0.20	<0.10
1606-RAY-MID2	12/5/2023			<0.10	<0.10	<0.10	<0.10	<0.10	<2.5	<0.10	<0.10	<0.10	<0.20	<0.10
1606-RAY-MID2	2/6/2024			< 0.10	< 0.10	< 0.10	< 0.10	< 0.10	< 2.5	< 0.10	< 0.10	< 0.10	< 0.20	< 0.10
1606-RAY-EFF	02/22/2022	-	190,245	<0.10	<0.10	<0.10	<0.10	<0.10	<2.5	<0.10	<0.10	<0.10	<0.20	<0.10
1606-RAY-EFF	05/10/2022	-	192,776	<0.10	<0.10	<0.10	<0.10	<0.10	<2.5	<0.10	<0.10	<0.10	<0.20	<0.10
1606-RAY-EFF	08/25/2022	-	195,505	<0.10	<0.10	<0.10	<0.10	<0.10	<2.5	<0.10	<0.10	<0.10	<0.20	<0.10
1606-RAY-EFF	11/15/2022	-	197,994	<0.10	<0.10	<0.10	<0.10	<0.10	<2.5	<0.10	<0.10	<0.10	<0.20	<0.10
1606-RAY-EFF	2/14/2023	-	200,662	<0.10	<0.10	<0.10	<0.10	<0.10	<2.5	<0.10	<0.10	<0.10	<0.20	<0.10
1606-RAY-EFF	5/18/2023	-	203,350	<0.10	<0.10	<0.10	<0.10	<0.10	<2.5	<0.10	<0.10	<0.10	<0.20	<0.10
1606-RAY-EFF	8/18/2023	-	205,760	<0.10	<0.10	<0.10	<0.10	<0.10	<2.5	<0.10	<0.10	<0.10	<0.20	<0.10
1606-RAY-EFF	12/5/2023		230,882	<0.10	<0.10	<0.10	<0.10	<0.10	<2.5	<0.10	<0.10	<0.10	<0.20	<0.10
1606-RAY-EFF	2/6/2024		210,655	< 0.10	< 0.10	< 0.10	< 0.10	< 0.10	< 2.5	< 0.10	< 0.10	< 0.10	< 0.20	< 0.10
1608-RAY-INF	02/23/2022	-	-	<0.10	<0.10	<0.10	<0.10	1.5	<2.5	<0.10	<0.10	<0.10	<0.20	<0.10
1608-RAY-INF	05/12/2022	-	-	<0.10	<0.10	<0.10	<0.10	1.7	<2.5	<0.10	<0.10	<0.10	<0.20	<0.10
1608-RAY-INF	08/29/2022	-	-	<0.10	<0.10	<0.10	<0.10	3.8	<2.5	<0.10	<0.10	<0.10	<0.20	<0.10
1608-RAY-INF	11/23/2022	-	-	<0.10	<0.10	<0.10	<0.10	1.5	<2.5	<0.10	<0.10	<0.10	<0.20	<0.10
1608-RAY-INF	2/17/2023	-	-	<0.10	<0.10	<0.10	<0.10	1.8	<2.5	<0.10	<0.10	<0.10	<0.20	<0.10
1608-RAY-INF	5/22/2023	-	-	<0.10	0.83	0.12	0.48	1.8	<2.5	<0.10	<0.10	<0.10	<0.20	<0.10
1608-RAY-INF	8/18/2023	-	-	<0.10	<0.10	<0.10	<0.10	1.5	<2.5	<0.10	<0.10	<0.10	<0.20	<0.10
1608-RAY-INF	12/7/2023	-	-	<0.10	<0.10	<0.10	<0.10	1.3	<2.5	<0.10	<0.10	<0.10	<0.20	<0.10
1608-RAY-INF	2/9/2024	-	-	< 0.10	< 0.10	< 0.10	< 0.10	1.5	< 2.5	< 0.10	< 0.10	< 0.10	< 0.20	< 0.10

Table 3

HISTORICAL POET SYSTEM DATA SUMMARY

High's Store #141- Former Wally's Citgo
19200 Middletown Rd
Parkton, MD

Well ID	Date	Carbon Change	POET Totalizer (gal)	Benzene (µg/L)	Toluene (µg/L)	Ethylbenzene (µg/L)	Total Xylenes (µg/L)	MTBE (µg/L)	Tert-Butyl Alcohol (µg/L)	Tert-amyl methyl ether (µg/L)	Ethyl tert-butyl ether (µg/L)	Diisopropyl ether (µg/L)	Naphthalene (µg/L)	Tetrachloroethene (µg/L)
GW Clean-up Standards*				**5**	**1,000**	**700**	**10,000**	**20**	**NL**	**NL**	**NL**	**NL**	**0.17**	**5**
1612-RAY-INF	02/23/2022	-	-	<0.10	<0.10	<0.10	<0.10	0.30 J	<2.5	<0.10	<0.10	<0.10	<0.20	<0.10
1612-RAY-INF	05/10/2022	-	-	<0.10	<0.10	<0.10	<0.10	0.31 J	<2.5	<0.10	<0.10	<0.10	<0.20	<0.10
1612-RAY-INF	08/25/2022	-	-	<0.10	<0.10	<0.10	<0.10	0.34 J	<2.5	<0.10	<0.10	<0.10	<0.20	<0.10
1612-RAY-INF	11/15/2022	-	-	<0.10	<0.10	<0.10	<0.10	0.35 J	<2.5	<0.10	<0.10	<0.10	<0.20	<0.10
1612-RAY-INF	2/15/2023	-	-	<0.10	<0.10	<0.10	<0.10	0.23 J	<2.5	<0.10	<0.10	<0.10	<0.20	<0.10
1612-RAY-INF	5/18/2023	-	-	<0.10	<0.10	<0.10	<0.10	0.31 J	<2.5	<0.10	<0.10	<0.10	<0.20	<0.10
1612-RAY-INF	8/18/2023	-	-	<0.10	<0.10	<0.10	<0.10	0.28 J	<2.5	<0.10	<0.10	<0.10	<0.20	<0.10
1612-RAY-INF	12/5/2023	-	-	<0.10	<0.10	<0.10	<0.10	0.22 J	<2.5	<0.10	<0.10	<0.10	<0.20	<0.10
1612-RAY-INF	2/8/2024	-	-	< 0.10	< 0.10	< 0.10	< 0.10	0.26 J	< 2.5	< 0.10	< 0.10	< 0.10	< 0.20	< 0.10

Notes:

- In December 2014, 1608 Rayville Road was converted to recovery well RW-4 and the POET system was disconnected from use
- In Third Quarter 2020, recovery well RW-4 was converted back to a potable well for the 1608 Rayville Rd. residence.
- Analytical results dated from November 3, 2005 to August 23, 2011 (except May 2, 2011) are tabulated from prior consultant's, Environmental Alliance, *Table 1: POET System and Site Potable Well Analytical Data Summary* attached in the *Monthly Domestic Well POET Sampling Report,* dated September 26, 2011.

* GW Cleanup Standards are the Maryland Department of the Environment (MDE) Groundwater Clean-up Standards for Type I and II Aquifers (2018)

<# = Less than the method detection limit of #
<#[1] = Less than the method reporting limit of #
µg/L = Micrograms per liter
NR = Not Reported
NL = No Limit (Screening)
NT = Not Tabulated, historical laboratory analytical report available for specified date.
J = Detected between the Method Detection Limit (MDL) and the Reporting Limit (RL); therefore, result is an estimated value
MTBE = Methyl-tertiary butyl-ether
INF = Influent sample location
MID = Midfluent sample location
MID1 = First midfluent sample location of a POET system with three carbon vessels.
MID2 = Second midfluent sample location of a POET system with three carbon vessels.
EFF = Effluent sample location
RAY = Rayville Road

Table 4

MONITORING WELL CONSTRUCTION DETAILS

High's Store #141 - Former Wally's Citgo
19200 Middletown Rd
Parkton, MD

Well ID	Well Install Date	Well Diameter/ Material (Inches-PVC/Open)	Total Depth Of Well from Ground Surface (ft)	Depth to T.O.S. from Ground Surface (ft)	Depth to B.O.S. from Ground Surface (ft)	Drilling method	Depth to Bedrock (ft)	Depth of Potential Water-Bearing Zones (ft)[1]	Initial Water Depth (ft)*	Geophysics (Y/N)	Packer Testing (Y/N)	Comments
MW-1	08/09/05	2-PVC	62	37	62	Air Rotary	33	47, 52-54	41.25	N	N	
MW-2	08/10/05	2-PVC	62	40	60	Air Rotary	34	43, 47-49, 54	42.66	N	N	
MW-3	08/09/05	2-PVC	62	42	62	Air Rotary	32	52, 57	41.35	N	N	
MW-3S	08/30/06	2-PVC	30	5	30	Air Rotary	28	NE****	Dry	N	N	Abandoned 01/23/08
MW-4	11/09/05	2-PVC	61	40	60	Air Rotary	36	42-44, 46-47	40.79	N	N	
MW-5	11/09/05	2-PVC	51	30.5	50.5	Air Rotary	18	33.5, 36-37,39	40.75	N	N	
MW-5B	07/02/08	6- OPEN **	100	70	100	Air Rotary	20	51, 64, 80, 89, 92, 95	Dry	N	N	
MW-6	11/10/05	2-PVC	62	40.5	60.5	Air Rotary	24	50-52, 54	43.74	N	N	
MW-7A	08/29/06	6-OPEN**	65	40	65	Air Rotary	37	46-51, 55-56, 60-62	44.47	Y	Y	Geophysics 46, 51
MW-7B	08/31/06	6-OPEN**	120^	70	120	Air Rotary	38	101, 216	>200	Y	Y	Reconstructed July-08
MW-8A	08/29/06	6-OPEN**	65	40	65	Air Rotary	48	48-53, 60-62	41.94	Y	Y	Geophysics 48, 53, 62
MW-8B	08/29/06	6-OPEN**	100	73.5	100	Air Rotary	48	85, 94	95.78	Y	Y	Geophysics 85, 94
MW-9A	08/30/06	6-OPEN**	62	40	65	Air Rotary	33	40-51, 56-58	41.04	Y	Y	Geophysics 51, 56
MW-9B	08/30/06	6-OPEN**	120^	72	120	Air Rotary	33	99, 141, 186-190, 220	>200	Y	Y	Geophysics 99, 141, 186, 220
MW-10A	05/08/07	6-OPEN**	62	40	62	Air Rotary	36	60-61	35.77	N	N	
MW-10B	05/08/07	6-OPEN**	100	70	100	Air Rotary	38	NE****	89	N	N	
MW-11A	06/26/08	6-OPEN**	60	40	60	Air Rotary	30	NE****	44.53	N	N	
MW-11B	06/26/08	6-OPEN**	100	70	100	Air Rotary	30	80, 85, 90	41.6	N	N	
MW-12B	07/02/08	6-OPEN**	100	70	100	Air Rotary	31	64	>75	N	N	
MW-13A	07/01/08	6-OPEN**	60	40	60	Air Rotary	38	50, 53	41.5	N	N	Abandoned 05/11/21
MW-13B	07/01/08	6-OPEN**	100	70	100	Air Rotary	38	50, 53, 72, 80, 90	>75	N	N	Abandoned 05/11/21
MW-14A	06/27/08	6-OPEN**	60	40	60	Air Rotary	38	54, 57, 60	41.18	N	N	
MW-14B	06/27/08	6-OPEN**	100	70	100	Air Rotary	38	54, 57, 60, 78, 81, 89	>75	N	N	
MW-15	05/12/10	6-OPEN**	120	40.5	120	Air Rotary	28	54, 57, 77, 85	54	Y	N	Geophysics 55-60
MW-16A	05/17/10	6-OPEN**	65	40.5	65	Air Rotary	34	49-50, 55, 58-59	49	N	N	
MW-16B	05/18/10	6-OPEN**	120	70.5	120	Air Rotary	32	54.5, 56, 75, 112-113	75	N	N	
MW-17A	05/14/10	6-OPEN**	65	40.5	65	Air Rotary	27	55, 57, 63.5	55	N	N	
MW-17B	05/17/10	6-OPEN**	120	70.5	120	Air Rotary	26	55, 62, 64.5, 69.5, 87	87	N	N	
MW-18A	05/13/10	6-OPEN**	65	40.5	65	Air Rotary	25	51-52, 54-55, 63.5	51	N	N	
MW-18B	05/14/10	6-OPEN**	120	70.5	120	Air Rotary	25.5	48, 50.5, 53, 57.5, 66-69, 85, 103, 109, 112	90	N	N	
MW-19A	06/13/11	6-OPEN**	55	31	55	Air Rotary	17.5	31, 41, 45, 48, 51	NA	N	N	
MW-19B	06/10/11	6-OPEN**	120	70	120	Air Rotary	19	87, 91, 95	NA	N	N	
MW-20A	06/10/11	6-OPEN**	55	31	55	Air Rotary	25	45, 48	NA	N	N	
MW-20B	06/09/11	6-OPEN**	120	70	120	Air Rotary	22	74, 76, 114	NA	N	N	
RW-1	05/20/10	6-OPEN**	120	40.5	120	Air Rotary	23	44-47, 106	NO	N	N	

Table 4

MONITORING WELL CONSTRUCTION DETAILS

High's Store #141 - Former Wally's Citgo
19200 Middletown Rd
Parkton, MD

Well ID	Well Install Date	Well Diameter/ Material (Inches-PVC/Open)	Total Depth Of Well from Ground Surface (ft)	Depth to T.O.S. from Ground Surface (ft)	Depth to B.O.S. from Ground Surface (ft)	Drilling method	Depth to Bedrock (ft)	Depth of Potential Water-Bearing Zones (ft)[1]	Initial Water Depth (ft)*	Geophysics (Y/N)	Packer Testing (Y/N)	Comments
RW-2	05/19/10	6-OPEN**	120	40.5	120	Air Rotary	29	43-47, 86-87, 100.5-101.5	NO	N	N	
RW-3	05/20/10	6-OPEN**	120	40.5	120	Air Rotary	25	46-48, 61-62.5, 72.5, 91	47	N	N	
RW-4***	NA	6-OPEN**	84.7	44	84.7	NA	NA	45, 60, 66	NA	Y	N	Geophysics 45, 60, 66
MW-21	11/9/11	2	45	20	45	Air Rotary	15	NE****	33	N	N	
MW-22	11/9/11	2	45	20	45	Air Rotary	15	NE****	37	N	N	
MW-23	1/10/11	4	60	20	60	Air Rotary	20	NE****	41	N	N	
MW-24B	11/9/11	6-OPEN**	120	60	120	Air Rotary	20	60	96	N	N	
MW-25B	1/10/11	6-OPEN**	120	60	120	Air Rotary	20	60	>100	N	N	
1608R	5/7/13	8-OPEN**	402	82.26	402	Air Rotary	79.26	NE****	NO	N	N	
1606 Rayville	NA	6-OPEN**	135.7	27	135.7	NA	NA	43, 59, 62, 74, 98, 113	NA	Y	N	Geophysics 43, 59, 62, 74, 98, 113
1612 Rayville	NA	6-OPEN**	114	23	114	NA	NA	63, 70, 83, 96, 101	NA	Y	N	Geophysics 63, 70, 83, 96, 101

* = Depth to water measured during first sampling event
** = Steel casing grouted to open hole depth
*** = The well at 1608 Rayville Road is a former potable well location and will be now referred to as RW-4
^ = Well reconstruction completed on 07/03/08
1 = Water-bearing zones determined by field observations during well installation and/or down-hole geophysics (see comments column for depths by geophysics)
B.O.S. = Bottom of Screen (or open borehole)
ft = Feet
N = No
NA = Not Available
NE **** = None Encountered
NO = Not Observed
NAVD 88 = Maryland State Coordinate System, National Aerial Vertical Data 1988.
T.O.S. = Top of Screen (or open borehole)
Y = Yes

Table 5

MONITORING WELL SAMPLING METHODS

High's Store #141 - Former Wally's Citgo
19200 Middletown Rd
Parkton, MD

Well ID	Well Diameter (in)	Top of Screen Interval (fbg)	Depth of Well Drilled (fbg)	Sample Method & Target Sample Interval
MW-1	2	37	62	LF Interval (47-52')
MW-2	2	40	60	LF Interval (47-52')
MW-3	2	42	62	LF Interval (50-55')
MW-4	2	40	60	LF Interval (47-52')
MW-5	4	30.5	50.5	LF Interval (37-42')
MW-6	2	40.5	60.5	LF Interval (47-52')
MW-7A	6	40	65	LF Interval (50-55')
MW-7B	6	70	120	LF Interval (95-100')
MW-10A	6	40	62	LF Interval (48-53')
MW-10B	6	70	100	LF Interval (90-95')
MW-11B	6	70	100	LF Interval (85-90')
MW-14B	6	70	100	LF Interval (85-90')
MW-15	6	40.5	120	LF Interval (80-85')
MW-16A	6	40.5	65	LF Interval (50-55')
MW-16B	6	70.5	120	LF Interval (110-115')
MW-17B	6	70.5	120	LF Interval (85-90')
MW-18B	6	70.5	120	LF Interval (100-110')
MW-20A	6	31	55	LF Interval (40-50')
MW-22	2	20	45	LF Interval (30-35')
MW-1608R	8	82.26	402	LF Interval (95-105')
RW-1	6	40.5	120	LF Interval (78-83')
RW-2	6	40.5	120	LF Interval (78-83')

Notes:

' = feet
fbg = feet below grade
in = inches
LF = Low Flow
NA = Not Applicable

APPENDIX A

Historical Activities Summary

HISTORICAL ACTIVITY SUMMARY (*key / relevant dates*):

1990:	Three underground storage tanks (UST) were installed.
August 9, 2005:	Three monitoring wells installed.
September 12, 2005:	Groundwater sampling event. MW1 benzene at 3 ppb and MTBE at 7 ppb, MW2 benzene at 4 ppb and MTBE at 7 ppb, MW3 benzene at 110 ppb and MTBE at 17,000 ppb, Station's supply well: MTBE at 0.5 ppb.
October 18, 2005:	MDE issued directive letter to Carroll Independent Fuel (Carroll) requiring the following: Perform a helium UST test to check for vapor leak of the gasoline USTs; test all spill catchment basins and containment sumps; conduct self audit of UST system; conduct semi-annual sampling of all monitoring wells and tank field monitoring pipes; conduct semi-annual sampling of the transient/non-transient drinking water supply well onsite; perform a half-mile well survey.
October 31, 2005:	Notification letters mailed to residents within half-mile radius of the station by BADPERM.
November 3, 2005:	17 private drinking wells sampled. Two homes were found to be above regulatory levels: 1606 Rayville Road with a concentration of MTBE at 2,670 ppb and 1608 Rayville Road at a concentration of MTBE at 851 ppb.
November 8, 2005:	MDE received faxed results of Carroll's testing results and drinking water sampling results from BADPERM for residences sampled in the immediate vicinity of the station. UST line testing was completed, all lines passed.
November 18, 2005:	MDE site visit to observe the installation of granular activated carbon (GAC) point of entry treatment (POET) systems 1606 Rayville Road and 1608 Rayville Road.
July 31, 2006:	Geophysical investigation conducted onsite. MDE requested a *Revised Work Plan* for the installation of monitoring wells based on geophysical data.
August 8, 2006:	The MDE site visit. SVE system began operation in the tank field area. Monitoring of the system including airflow measurements, photo-ionization readings, and vacuum measurements will be collected monthly.
August 10, 2006:	A *Revised Work Plan - June 1, 2006 was submitted to the MDE*. Report included the following: Results of the geophysical survey; a new proposal to install seven additional monitoring wells; three shallow, three deep and an overburden well; Additional down-hole geophysics proposed for each of these monitoring wells.
August 17, 2006:	MDE approved the June 1, 2006 *Revised Work Plan.*
January 31, 2007:	A *January 2007 Update Letter Report* was submitted to the MDE An offsite private well sampling program implemented for select drinking water wells in the area.
February 6, 2007:	A *Hydrogeologic Investigation Update Report and Work Plan* was submitted to the MDE. Seven additional monitoring wells installed on 08/30/06 onsite and offsite (MW3S, MW7A, MW7B, MW8A, MW8B, MW9A, MW9B). Downhole geophysical studies were performed on MW7A, MW7B, MW8A, MW8B, MW9A, MW9B. A *Proposed Work Plan* was submitted for supplemental investigation for abandonment of MW7B due to limited water yield, modification of monitoring well MW-9B well construction to increase well yield, installation of three additional monitoring wells (MW7C, MW10A and MW10B), aquifer testing via 48-hour pump test on two of the proposed wells, and down-hole geophysical study of the proposed wells.

HISTORICAL ACTIVITY SUMMARY (Continued):

March 21, 2007: MDE issued *Notice of Violation NV-2007-067* to Carroll. This *Notice* required Carroll to complete the following activities: Groundwater samples must be collected from all wells including deep wells 7B, 8B and 9B. Samples must be analyzed using EPA Methods 8260 and 8015B. Groundwater samples must be collected from the fracture zones identified in the hydrogeologic report. Submit a *Work Plan* to delineate the vertical extent of contamination. Extend the soil vapor extraction (SVE) system to include MW-3, MW-4 and MW-5. MDE approves the installation of MW-10A and MW-10B and performance of an aquifer test on MW-10A only.

March 26, 2007: A *Groundwater Sampling Work Plan* was submitted to the MDE. A groundwater sampling event was scheduled for April 3 and 4, 2007 in compliance with MDE's request of March 21, 2007.

June 15, 2007: A *Hydrogeologic Investigation Update Report, Groundwater Delineation Work Plan and Soil Alternative Corrective Action Plan* was submitted to the MDE which included the following; Installation of upper and lower bedrock monitoring wells 10A and 10B, with analytical sampling results. Results of 72-hour aquifer pumping test. Proposed the installation of seven additional monitoring wells, three in the upper bedrock, and four in the lower bedrock. Soil Alternative Corrective Action Plan proposed a soil boring investigation and SVE Pilot Study.

July 30, 2007: A *Pump Testing Report* was submitted to the MDE summarizing the May 23 through June 4, 2007 pump test on the upper bedrock aquifer, a step-drawdown test, a 72-hour constant rate pump test, and a recovery test.

November 2, 2007: MDE issued a *RE: Notice of Violation NV-2007-067* to Carroll. MDE reviewed the *Hydrogeologic Investigation Update Report and Work Plan* - June 15, 2007 and the *Pump Testing Report* - July 30, 2007 and approved the work outline based on the following modifications: Of the seven monitoring wells to be installed, a cluster of wells is to be located behind the bait shop. The "B" Series wells may have to extend to 120 feet (ft). Monitoring wells MW-7B and MW-9B may have to be reduced in depth from 242 to 120 ft. Sampling of the wells should occur at least two hours after well purging to allow for recharge. Soil bores may be taken continuously or in 5-foot intervals. Implementation of SVE pilot testing will be re-evaluated after soil boring. Potable well sampling must be conducted.

December 31, 2007: A *Soil Boring Investigation Results* Report was submitted to the MDE. Soil borings SB-12 through SB-22 were installed to further determine the extent of the contamination.

February 11, 2008: A site meeting with the MDE was held to discuss the locations of future offsite monitoring wells.

July 28, 2008: Two additional offsite monitoring wells (MW-11A and MW-11B) were installed in June 2008.

November 12, 2008: Three monitoring wells (MW-11A, MW-13A, and MW-14A) were installed in the upper bedrock with depths of 60 ft below ground surface (bgs). Five monitoring wells (MW-5B, MW-11B, MW-12B, MW-13B, MW-14B) were installed into the lower bedrock, with total depths of 100 ft bgs. Two deep bedrock monitoring wells (MW-7B and MW-9B) were reconstructed and the depths are now 120 ft bgs.

HISTORICAL ACTIVITY SUMMARY (Continued):

February 26, 2009:	A *Corrective Action Plan (CAP)* was submitted to the MDE which provided a conceptual remedial design with proposed pilot test work to support a remedial design for the Site.
May 28, 2009:	The MDE issued a directive to Carroll requesting a CAP Addendum and Potable Well Investigation Work Plan.
August 21, 2009:	A *CAP Addendum* was submitted to the MDE. The *CAP Addendum* outlined a borehole geophysical investigation at 1606, 1608 & 1612 Rayville Road, SVE point installation, conceptual design of a groundwater pump and treat remedial system and SVE remedial system to address residual hydrocarbon impacts at the Site.
October 14, 2009:	The MDE approved the *CAP Addendum*, but required some modification which included the installation of clustered monitoring wells southwest of monitoring wells MW-16A/B.
May 10-20, 2010:	Monitoring wells MW-15, MW-16A/B, MW-17A/B and MW-18A/B, recovery wells RW-1, RW-2 and RW-3, and soil vapor extraction well SVE-5 were installed.
August 10, 2010:	A meeting was held with the MDE, Carroll and Environmental Alliance (Alliance) to discuss the case and the *CAP Addendum*.
August 16, 2010:	Groundwater & Environmental Services, Inc. (GES) is added as a second consultant to the case.
August 27, 2010:	Alliance submitted an *Additional Monitoring Well Installation Work Plan* to the MDE which plans to install one monitoring well cluster 150 ft southeast of MW-16A/B and another cluster 330 ft south-southwest of MW-16A/B.
October 14, 2010:	GES submits an *Infiltration Pilot Test Work Plan* to the MDE.
December 17, 2010:	The MDE approves the installation of the two cluster wells proposed by Alliance down gradient of MW-16A/B. The MDE requires that a pumping test be conducted on all three recovery wells to test water depletion at the Site.
January 11, 2011:	GES submits a *Pumping Test Work Plan* to the MDE which will be conducted on RW-1, RW-2 and RW-3.
January 14, 2011:	GES submits a *Pumping Test Work Plan Addendum* to the MDE which outlines the infiltration of groundwater which will be pumped from the subsurface during the Pump Test. Prior to discharge, all groundwater will be treated with granular activated carbon units and will comply with the General Discharge Permit 2010-OGR-5093/NPDES Permit MDG915093.
March 8, 2011:	The MDE issues a *Work Plan Approval* to Carroll to commence Pump Test Activities.
March 18, 2011:	Carroll and the State of Maryland, Department of the Environment sign a Consent Agreement which addresses the investigation and remediation at the Site. New quarterly deadlines are agreed up which require Quarterly monitoring Reports be submitted to the Department by the 15th of February, May, August and November.
April 18, 2011:	GES, Alliance, and MDE meet onsite to approve locations for offsite monitoring wells to be installed down-gradient of monitoring wells MW-16A/B.
April 25-28, 2011:	Pumping Test activities, under the direction of GES commenced at the Site. On the last day of the pump test, an infiltration test was conducted on monitoring well MW-8A/B.

HISTORICAL ACTIVITY SUMMARY (Continued):

June 29, 2011:	GES submitted a *Pumping Test Summary and Corrective Action Plan Addendum* to the MDE outlining the findings from the Pump test conducted in April 2011. The Report recommends that a groundwater pump and treat (P&T) remediation system be installed at the Site to remove subsurface hydrocarbon impacts.
July 7, 2011:	GES submitted a *Borehole Infiltration Test Work Plan* to the MDE which proposed procedures regarding the infiltration of treated groundwater discharge from the P&T system.
August 12, 2011:	A meeting was held with GES, MDE and Carroll to provide supplemental information concerning the submitted *Pumping Test Summary and Corrective Action Plan Addendum*.
August 18, 2011:	GES installed five infiltration boreholes ranging in depths from 5-16 ft below ground surface in the area of the proposed infiltration gallery.
August 19, 2011:	Borehole testing was conducted by GES using constant head falling head test and a referenced high falling head tests.
August 24, 2011:	GES submitted a *Preliminary Infiltration Gallery & Remedial System Design* to the MDE.
August 29, 2011:	The MDE approved the CAP Addendum submitted on June 29, 2011 with some modifications. The MDE required that a *CAP Implementation Plan* be submitted to the Department by September 30, 2011.
September 15, 2011:	GES submitted a *Corrective Action Plan Implementation Plan* to the MDE. The plan outlines a schedule for the installation of a P&T system at the Site.
October 10, 2011:	Commencement of construction activities associated with the installation of the P&T system.
October 17, 2011:	The MDE approved the *CAP Implementation Plan* submitted by GES on September 15, 2011. The approval included a schedule for system startup and required activities during initial P&T system operation.
October 17-18, 2011:	Two infiltration gallery trenches (each 35 ft long, 5 ft wide, 8 ft deep) were installed.
November 9-11, 2011:	Monitoring wells MW-21, MW-22, MW-23, MW-24B and MW-25B were installed.
November 18, 2011:	A *Interim Contingency Discharge Plan* was submitted to the MDE.
November 15, 2011:	Monitoring wells 7A/B and 8A/B were repaired by replacing the manway and well pads.
November 30, 2011:	The P&T groundwater system was turned on with groundwater recovery from RW-1 and RW-2. Treated groundwater was stored in a fractionation tank pending laboratory results.
December 6, 2011:	The P&T groundwater system began discharging to the infiltration gallery trenches. Increase monitoring well gauging and monitoring of the P&T system began as per the approved *CAP Implementation Plan*.
December 13, 2011:	Well gauging frequency was reduced to once per week.
December 27-28, 2011:	Downtime occurred due to a bag filter fouling.
January 3, 2012:	O&M frequency was reduced to once per week.
January 16, 2012:	GES submitted a *System Operation Summary Report* to the MDE. This report summarizes the 30 days of system operation.
January 18-20, 2012:	GES conducted quarterly/45-day groundwater sampling event.
January 25-26, 2012:	A phone call and email exchange between the MDE and Carroll provided a memorandum of requirements. The MDE required submittal of an *Update Report* documenting required repairs to MW-7B and MW-8B. Based on elevated water levels in MW-7B and MW-8B, the MDE believes this is a result of surface water infiltration into the wells.

HISTORICAL ACTIVITY SUMMARY (Continued):

January 31, 2012:	GES conducted a monitoring well integrity test regarding surface water infiltration problem in monitoring wells MW-7B and MW-8B.
February 8, 2012:	GES added new wells seals to MW-7B and MW-8B and conducted another monitoring well integrity test to confirm surface water infiltration problem was solved.
February 15-22, 2012:	GES added new cast iron sanitary seals to MW-7B and MW-8B as a backup, for surface water infiltration, to the new wells seals installed on February 8, 2012. GES technician noticed MW-7B had a water level to the seal again and made note that the water was entering from the bottom of the manhole. Hydraulic cement was used to seal the space between the well casing and the manhole skirt to fix this issue.
February 16, 2012:	GES submitted a *System Operation Summary Report* to the MDE. This report summarizes the first 60 days of system operation.
February 23, 2012:	GES submitted *Update Report on Monitoring Wells MW-7B & MW-8B* to the MDE.
February 25-27, 2012:	The P&T groundwater system shut down due to a suspected power outage.
March 1, 2012:	O&M visits and system sampling was reduced to twice per month and well gauging to once per month.
March 5-9, 2012:	GES conducted 90-day groundwater sampling event.
March 6, 2012:	GES submitted a *Potable Well Replacement: 1606 and 1608 Rayville Road* letter to Baltimore County Department of Environmental Protection and Sustainability (DEPS) and the MDE discussing the plan to connect the P&T system to potable wells.
March 15, 2012:	GES submitted a *System Operation Summary Report* to the MDE. This report summarizes the first 90 days of system operation.
March 26, 2012:	Onsite meeting with MDE and Baltimore County DEPS regarding alternate potable well and septic reserve locations for the 1608 Rayville Road property.
November 29, 2012:	The vault for recovery well RW-1 was replaced.
December 19, 2012:	GES obtained the access agreement for the 1608 Rayville Road property to conduct the replacement of the existing potable and to connect it to the P&T system.
January 9, 2013:	The manholes for MW-1 and MW-4 were replaced.
January 31, 2013:	The manhole for MW-2 was replaced.
March 3, 2013:	The manholes for MW-6, MW-10A, and MW-10B were replaced.
March 19, 2013:	Onsite meeting with MDE, Baltimore County DEPS, a representative from B.L. Myers, and the property owner regarding the replacement well location and drilling schedule for the 1608 Rayville Road property.
May 2-8, 2013:	An open-hole bedrock well was installed at the Rayville Road property to 402 ft bgs with 75 ft of six-inch steel casing.
May 17 & 20, 2013:	A yield test was carried out over two days at the newly installed bedrock well at 1608 Rayville Road.
July 10, 2013:	GES submitted a *Replacement Potable Well Installation Report* to the MDE.
September 10, 2013:	GES submitted an *Off-site Remedial Activities Work Plan* and a *Request to Revise the Monitoring and Potable Well Sampling and Monitoring Program* to the MDE.
October 1, 2013:	GES begins conducting residential potable well sampling activities at the site, formerly completed by Environmental Alliance.
November 2013:	The property owner of 1608 Rayville Road vacates the property limiting the potable water usage and accessibility to collect monthly POET system influent samples at this location.

HISTORICAL ACTIVITY SUMMARY (Continued):

November 5, 2013: The MDE responded to the September 10, 2013 *Off-site Remedial Activities Work Plan* and a *Request to Revise the Monitoring and Potable Well Sampling and Monitoring Program* denying the modifications to the monitoring program as request by GES. The Department allowed the reduction of sample frequency from quarterly to semi-annually for 1620 and 1624 Rayville Road and from semi-annually to annually for 19201, 192013, and 19215 Shandall Court. They also requested a project review meeting.

December 3, 2013: A project review meeting was conducted at MDE headquarters in Baltimore with Carroll, MDE and GES. Reductions to the monitoring program and offsite remediation activities were discussed.

December 23, 2013: GES submits an *On-Site Remedial Activities Work Plan* to the MDE which proposes to pulse the groundwater remediation system.

January 7, 2014: The MDE issued a *Response to Meeting* letter. The Department approved the reduction of monitoring well gauging frequency from monthly to quarterly Infiltration gallery wells will continue to be gauged on a monthly basis. The Department also allowed the reduction of POET system sample frequency from monthly to quarterly for 1606 and 1612 Rayville Road. In regards to offsite remediation, the department required monthly updates regarding offsite access to 1608 Rayville Road and the submittal of step test discharge treatment plan be submitted to the MDE by January 15, 2014.

January 15, 2014: GES submitted the *1608 Rayville Road Step-test Water Treatment Plan* to the MDE

January 17, 2014: The MDE approved the *On-Site Remedial Activities Work Plan* via email requiring increase monitoring frequency of select monitoring and potable wells during system pulsing activities. The department requires:

- All four infiltration gallery wells, Recovery wells RW-1 and RW-2, and monitoring wells MW-4, MW-10A, MW-10B, MW-24B, MW-7A, MW-7B, MW-18A and MW-18B must be gauged twice per month.
- Groundwater samples must be collected from recovery wells RW-1 and RW-2 twice per month during system deactivated and re-activation.
- 1606 Rayville Road influent sampling must be conducted monthly.
- A laboratory data summary of the system influent, recovery wells RW-1 and RW-2, and potable well 1608 Rayville road must be submitted to the MDE in within 5 days of the laboratory results receipt.

January 23, 2014: Onsite remediation system pulsing activities begin.

February 3, 2014: Carroll submitted a *Notice of Dispute* to the MDE in response to a stakeholder meeting held on December 3, 2013 and an MDE *Response to Meeting* letter dated January 7, 2014.

February 7, 2014: During weekly O&M procedures, the groundwater P&T system was observed to be off on arrival. It was determined that pipes had frozen causing the system to shut down.

February 11, 2014: The groundwater P&T system was repaired and re-started.

February 18, 2014: The MDE issued a *Work Plan Approval* Letter in response to *On-Site Remedial Activities Work Plan.*

February 24, 2014: GES submitted the first System Data Pulsing Report to the MDE as required by the *On-Site Remedial Activities Work Plan* in email correspondence on January 17, 2014 and continued data transmittal letters as required.

HISTORICAL ACTIVITY SUMMARY (Continued):

March 6, 2014: The MDE issued a *Notice of Dispute Response.* The department required the following changes to the groundwater, POET and potable sampling program:

- Monitoring wells MW-5B, MW-6, MW-8A, MW-8B, MW-9A, MW-9B, MW-12B, MW-13A, MW-13B, MW-17A and RW-3 has been changed from quarterly to semi-annually.
- Potable well sampling frequency has been changed from quarterly to semi-annually at 19200 Middletown Rd (all 3 wells), quarterly to semi-annually at 1614 Rayville Rd, and quarterly to semi-annually at 1616 Rayville Rd.
- The following potable wells are no longer required to be sampled: 19201, 19203, 19205, 19207, 19209, 19211, 19213, 19214 and 19215 Shandall Ct.
- The department suspends the requirement for additional delineation of the groundwater in the vicinity of monitoring wells MW-16A/B.

June 3, 2014: GES submitted an *On-site Remedial Activities Work Plan – Trial Shutdown*. This work plan discuses recent, ongoing and future activities related to the operation of the groundwater pumps in recovery wells RW-1 and RW-2.

July 10, 2014: The MDE approved a request to discontinue bi-monthly reporting regarding system pulsing activities with the understanding that the data will be presented in quarterly monitoring reports.

July 15, 2014: The MDE issued an *Approval of Trial Shutdown* for the onsite P&T system. The system will remain off until January 2015. Sampling frequency of potable wells at 1606, 1608 and 1612 Rayville Road is increased to monthly during the trial shutdown period.

July 23, 2014: Carroll completed the purchase of 1608 Rayville Road property.

September 3-5, 2014: GES conducted a step test on 1608 Rayville Road potable well as outlined in the September 10, 2013 *Off-site Remedial Activities Work Plan* and January 15, 2014 *1608 Rayville Road Step-test Water Treatment Plan.*

September 30, 2014: GES submitted an *On-Site and Off-Site Remedial Activities Summary* to the MDE which summarized most recent groundwater concentrations and a pumping test which occurred on the well at 1608 Rayville Road. GES recommended that the well at 1608 Rayville Road be connected to the onsite groundwater pump and treat system.

November 18, 2014: The MDE issued an *Approval of System Modification* approving the continuation of the system trial shutdown period and the connection of the well at 1608 Rayville Road to the onsite groundwater pump and treat system.

December 3, 2014: GES submitted an *On-Site and Off-Site Remedial Activities Summary* to the MDE which summarized the most recent groundwater concentrations and outlined a scheduled for the well at 1608 Rayville to be connected to the onsite groundwater pump and treat system.

December 17, 2014: GES connected the potable well at 1608 Rayville Road to the onsite groundwater pump and treat system and converted the potable well to recovery well RW-4

January 7, 2015: GES submitted an *On-Site and Off-Site Remedial Activities Summary* to MDE which summarized the monitoring conducted since the trial shutdown of the P&T system began, outlined a schedule for connecting 1608 Rayville Road potable well to the pump and treat system, and provided a schedule for maintenance and discharge sampling and potable and monitoring well sampling.

January 12, 2015: GES installed a pump in RW-4.

January 13, 2015: The MDE approved GES' continued shutdown of the remediation system beyond the 6-month trial period.

January 14, 2015: GES installed a transducer and electrically connected RW-4 to the remediation system.

HISTORICAL ACTIVITY SUMMARY (Continued):

January 23, 2015:	GES received the MDE's *Second Approval of the System's Modifications – January 20, 2015*.
January 28, 2015:	GES notified the MDE of the re-start of the P&T system scheduled for February 2, 2015.
February 2, 2015:	GES reactivates the P&T system, turning on pumps in RW-2 and RW-4.
February 6, 2015:	GES submitted *2014 Semi-Annual Withdrawal Report – January 28, 2015* to the MDE.
March 2, 2015:	GES submitted *Report of Results,* summarizing the P&T system trial shutdown to the MDE.
April 13, 2015:	GES received a letter from the MDE gave continuing approval of GES' recommendation to operate the remediation system using recovery wells RW-2 and RW-4 after review of *Report of Results – March 2, 2015*.
May 12, 2015:	GES submitted *First Quarter 2015 Monitoring Report – May 15, 2015* to the MDE.
June 22, 2015:	GES submitted *2015 Semi-Annual Withdrawal Report – June 16, 2015* to the MDE.
August 14, 2015:	GES submitted the *Second Quarter 2015 Monitoring Report – August 14, 2015* to the MDE.
January 13-19, 2016:	GES pumped down monitoring well 1608R's water column and recycled purged groundwater into the Site's system.
February 11, 2016:	GES submitted the *Fourth Quarter 2015 Monitoring Report – February 15, 2016* to the MDE.
March 18, 2016:	GES notified the MDE of an onsite system shutdown due to a small leak from a corroded pipe fitting, noting that GES expected to perform the repair before March 23, 2016.
May 13, 2016:	GES submits the *First Quarter 2016 Monitoring Report – May 13, 2016* to the MDE. GES also submits *Off-Site Remedial Activities Work Plan- System Trial Shutdown* to the MDE (under separate cover).
June 30, 2016:	GES notified the MDE of an onsite system shutdown that occurred from June 23-29th, 2016 due to a power interruption. The system's notification system (via landline phone telemetry system) was also not properly working at this time but was subsequently fixed.
July 8, 2016:	GES received the MDE's *Trial Shutdown Response - July 7, 2016.* The MDE requested additional clarification on system restart criteria.
July 25, 2016:	GES submitted the *System Restart Criteria and Response Plan* in response to the MDE July 8, 2016 correspondence.
July 27, 2016:	GES submitted *2016 Semi-Annual Withdrawal Report – June 13, 2016* to the MDE.
August 9, 2016:	GES and Carroll met with the MDE at the MDE headquarters and discussed a request for expanded EPA Method 524.2 analysis on all potable and POET samples collected for the case.
August 12, 2016:	GES submitted the *Second Quarter 2016 Monitoring Report – August 12, 2016* to the MDE
August 27-30, 2016:	A GES technician was onsite August 29, 2016 to assess the cause of a system shutdown (which occurred August 27, 2016), but was unable to restart the system. GES notified the MDE of the system shutdown on August 30, 2016.
August 31, 2016:	GES resumes system operation by modifying the inline treatment train to now pass through the air stripper and a single LGAC vessel. MDE was initially notified of the system modification on August 31, 2016 via email correspondence.

HISTORICAL ACTIVITY SUMMARY (Continued):

October 5, 2016:	GES submitted the *Wally's Monitoring & Remedial Activities Work Plan* to the MDE in response to requests made in a phone conversation on August 31, 2016.
October 26, 2016:	GES submitted a *Revised Table 2 – Monitoring and Remedial Activities Work Plan* to address an MDE email request for additional information.
November 1, 2016:	The MDE issued *Monitoring and Remedial Activities Work Plan Approval* correspondence, thereby permitting initiation of trial system shutdown procedures.
November 2, 2016:	The Wally's groundwater remediation system goes offline.
November 11, 2016:	GES submitted the *Third Quarter 2016 Monitoring Report – November 11, 2016* to the MDE.
December 8, 2016:	Carroll and the MDE met to conduct a 5-year Consent Order Review and review site remediation progress. GES received the meeting's notes from Carroll.
December 8, 2016:	GES notifies the MDE of supplemental groundwater sampling to occur in December of select monitoring wells (due to increased concentrations during 4th quarter sampling, after a week of system shutdown).
January 9, 2017:	GES sends the MDE analytical results from the supplemental groundwater sampling event in December 2016 and proposes to advance the schedule of 1st quarter 2017 groundwater sampling.
January 13, 2017:	The MDE requests GES' onsite schedule during the 1st quarter 2017 groundwater sampling event and GES responds with dates and times.
January 20, 2017:	GES submitted *2016 Semi-Annual Withdrawal Report – December 12, 2016* to the MDE.
January 30, 2017:	GES submitted two separate letters to the MDE: 1) *Expanded EPA Method 524.2 Constituent Analysis Summary – January 30, 2017* requesting the MDE allow GES to analyze potable wells with a reduced compound list via EPA Method 524.2 and 2) *System Restart Criteria Resampling Summary – January 30, 2017* addressing the results of the supplemental groundwater sampling event in December 2016.
March 31, 2017:	GES receives the MDE's directive letter, *Re-sampling of Select Monitoring Wells and Target Parameter List Approval – March 29, 2017*, requesting resampling of specific wells and approval to analyze resident and POET system samples via the Target VOCs List with EPA Method 524.2. GES notifies the MDE of plans to resample on April 5th.
April 13, 2017:	GES submits sampling analytical results and an updated System Restart Criteria data table from the April 5, 2017 supplemental monitoring event to the MDE.
May 3-10, 2017:	GES completes the Second Quarter 2017 groundwater monitoring event for all monitoring and potable wells within the Wally's study area. Preliminary analytical results from the event and an updated System Restart Criteria table were submitted to the MDE on May 24, 2017.
July 25, 2017:	GES submits the *2017 Semi-Annual Water Withdrawal Report* for the period January 1, 2017 - June 30, 2017 to the MDE.
July 31- August 3, 2017:	GES completes the Third Quarter 2017 groundwater monitoring event for all monitoring and potable wells within the Wally's study area. Preliminary analytical results from the event and an updated System Restart Criteria table were submitted to the MDE on August 23, 2017.

HISTORICAL ACTIVITY SUMMARY (Continued):

August 11, 2017:	GES submitted the *Second Quarter 2017 Monitoring Report* to the MDE. This report provided summary of current groundwater and potable well conditions following two (2) quarters of complete network monitoring performed during 1st and 2nd Quarters of 2017 per the the October 5, 2016 *Wally's Monitoring and Remedial Activities Work Plan*. The report requested reductions to the monitoring well sampling program.
November 6 – November 14, 2017:	GES completes the Fourth Quarter 2017 groundwater monitoring event for all monitoring and potable wells within the Wally's study area. Preliminary analytical results from the event and an updated System Restart Criteria table were submitted to the MDE on December 12, 2017.
November 15, 2017:	GES submits the *Third Quarter 2017 Monitoring Report – November 15, 2017* to the MDE.
December 12, 2017:	GES received the MDE's *Request to Modify Groundwater Monitoring Response – December 12, 2017.* The MDE requested continued quarterly sampling of all monitoring wells.
December 29, 2017	GES submits the *2018 Semi-Annual Water Withdrawal Report* for the period July1, 2017 – December 31, 2017 to the MDE.
February 12 - March 23, 2018:	GES completes the First Quarter 2018 groundwater monitoring event for all monitoring and potable wells within the Wally's study area. Preliminary analytical results from the event and an updated System Restart Criteria table were submitted to the MDE on April 4, 2018.
February 15, 2018:	GES submitted the *Fourth Quarter 2017 Monitoring Report – February 15, 2018* to the MDE.
May 8 – June 18, 2018:	GES completes the Second Quarter 2018 groundwater monitoring event for all monitoring and potable wells within the Wally's study area. Preliminary analytical results from the event and a System Restart Criteria Report were submitted to the MDE on July 24, 2018
May 15, 2018:	GES submitted the *First Quarter 2018 Monitoring Report – May 15, 2018* to the MDE.
July 18, 2018	GES submits the *2018 Semi-Annual Water Withdrawal Report* for the period January 1, 2018 - June 30, 2018 to the MDE.
August 15, 2018:	GES submitted the *Second Quarter 2018 Monitoring Report – August 15, 2018* to the MDE.
August 20-24, 2018:	GES completes the Third Quarter 2018 groundwater monitoring event for all monitoring and potable wells within the Wally's study area. Preliminary analytical results from the event and a System Restart Criteria Report were submitted to the MDE on October 1, 2018
October 1, 2018	GES submitted the *Post-Remedial Evaluation Report* evaluating post-remedial water quality conditions at the site and requesting monitoring program modifications, reductions and eliminations as well as decommission and removal of the onsite groundwater P&T system.
October 30, 2018	GES submits the *Third Quarter 2018 Monitoring Report – October 30, 2018*to the MDE.
November 2, 2018	Carroll receives MDE email correspondence in response to GES's Oct. 1, 2018 *Post-Remediation Evaluation Report*. MDE approves reduced sampling for the pending Fourth Quarter 2018 monitoring event noting that the Department's final response to the Oct. 1, 2018 *Post-Remediation Evaluation Report* is still under review.

HISTORICAL ACTIVITY SUMMARY (Continued):

November 6-9, 2018	GES completes the Fourth Quarter 2018 groundwater monitoring event for select monitoring and potable wells within the Wally's study area per November 2, 2018 email from MDE.
December 5, 2018	System Restart Criteria table(s) summarizing preliminary analytical results from the Fourth Quarter 2018 monitoring event were submitted to the MDE.
January 4, 2019	GES submits the *Fourth Quarter 2018 Monitoring Report – January 4, 2019* to the MDE.
January 21, 2019	Carroll receives MDE *Site Status and Modifications to Residential Sampling Program – January 16, 2019* approving decommission of the system and requesting one final sampling from nine potable locations.
January 25, 2019	GES submits the *2018 Semi-Annual Water Withdrawal Report* for the period July 1, 2018 – December 31, 2018 to the MDE.
February 1, 2019	GES receives MDE email correspondence approving reduced sampling for the pending First Quarter 2019 monitoring event.
February 4-8, 2019	GES completes the First Quarter 2019 groundwater monitoring event for select monitoring wells and potable wells within the Wally's study area per January 16 and February 1, 2019 correspondence from MDE.
April 25, 2019	GES submits the *First Quarter 2019 Monitoring Report – April 25, 2019* to the MDE.
May 6-10, 2019	GES completes the Second Quarter 2019 groundwater monitoring event for select monitoring and potable wells within the Wally's study area.
May 28, 2019	GES submits preliminary MTBE and benzene monitoring well analytical results from the Second Quarter 2019 event to the MDE.
June 6, 2019	Carroll receives MDE *Modifications to Residential Sampling Program and POET System Discontinuation Approval*, dated June 4, 2019, approving removal of nine (9) previously semi-annual potable sampling locations from the monitoring program and releasing Carroll from responsibility for the POET system at 1612 Rayville Road.
June 28, 2019	GES receives permit renewal notification from MDE regarding *Water Appropriation and Use Permit Number – BA2010G001*.
July 3, 2019	GES submits *Notification of Non-Renewal – Water Appropriation and Use Permit No. BA2010G001* to the MDE.
July 3, 2019	GES receives an email from the MDE confirming inactivation of the Water Appropriation and Use Permit No. BA2010G001.
July 30, 2019	GES submits the *2019 Semi-Annual Water Withdrawal Report* for the period January 1, 2019 – June 30, 2019 to the MDE.
August 5, 2019	GES submits the *Second Quarter 2019 Monitoring Report – August 5, 2019* to the MDE.
August 26 – 29, 2019	GES completes the Third Quarter 2019 groundwater monitoring event for select monitoring and potable wells within the Wally's study area.
October 25, 2019	GES submits the *Third Quarter 2019 Monitoring Report – October 25, 2019* to the MDE.
November 5 – 8, 2019	GES completes the Fourth Quarter 2019 groundwater monitoring event for select monitoring and potable wells within the Wally's study area.
November 11–14, 2019	GES completes system demolition.
February 6, 2020	GES submits the *Fourth Quarter 2019 Monitoring Report – February 6, 2020* to the MDE.
February 3-11, 2020	GES completes the First Quarter 2020 groundwater monitoring event for select monitoring and potable wells within the Wally's study area.

HISTORICAL ACTIVITY SUMMARY (Continued):

April 23, 2020	GES submits the *First Quarter 2020 Monitoring Report – April 23, 2020* to the MDE.
April 27 – June 30, 2020	GES completes the Second Quarter 2020 groundwater monitoring event for select monitoring and potable wells within the Wally's study area.
May 21, 2020	Carroll receives MDE sampling directive, requesting the re-sampling of six (6) on-site monitoring wells.
May 27-28, 2020	GES completes monitoring at six monitoring and four tank field wells per May 21, 2020 directive.
August 14, 2020	GES submits the *Second Quarter 2020 Monitoring Report – August 14, 2020* to the MDE.
July 27 – September 1, 2020	GES completes the Third Quarter 2020 groundwater monitoring event for select monitoring and potable wells within the Wally's study area.
Third Quarter 2020	Former recovery well RW-4 was converted back to a potable well for the 1608 Rayville Rd. residence by the new property owner.
November 3 – November 11, 2020	GES completes the Fourth Quarter 2020 groundwater monitoring event for select monitoring and potable wells within the Wally's study area.
November 13, 2020	GES submits the *Third Quarter 2020 Monitoring Report – November 13, 2020* to the MDE.
January 29, 2021 – February 8, 2021	GES completes the First Quarter 2021 groundwater monitoring event for select monitoring and potable wells within the Wally's study area.
February 12, 2021	GES submits the *Fourth Quarter 2020 Monitoring Report – February 12, 2021* to the MDE.
April 27, 2021	GES submits the *Notification of Intent to Abandon Monitoring Wells MW-13A, MW-13B* to the MDE.
May 3, 2021	GES receives a letter from the MDE approving the abandonment of monitoring wells MW-13A and MW-13B.
May 11, 2021	GES completes MW-13A and MW-13B well abandonment activities.
May 11 – May 18, 2021	GES completes the Second Quarter 2021 groundwater monitoring event for select monitoring and potable wells within the Wally's study area.
May 14, 2021	GES submits well abandonment forms to the MDE. GES submits the *First Quarter 2021 Monitoring Report – May 14, 2021* to the MDE.
August 13, 2021	GES submits the *Second Quarter 2021 Monitoring Report – August 13, 2021* to the MDE.
November 10, 2021	GES submits the *Third Quarter 2021 Monitoring Report – November 10, 2021* to the MDE.
February 15, 2022	GES submits the *Fourth Quarter 2021 Monitoring Report – February 15, 2022* to the MDE.
May 15, 2022	GES submits the *First Quarter 2022 Monitoring Report – May 15, 2022* to the MDE.
June 17, 2022	MDE issues *Request for Updated PWS Survey and Monitoring Well Sampling.*
August 1, 2022	MDE approves of 60 day extension of Sensitive Receptor Survey (SRS) report by GES, new deadline is October 14, 2022.
August 5, 2022	GES submits the *Second Quarter 2022 Monitoring Report – August 5, 2022* to the MDE.
August 29, 2022	GES completes the Third Quarter 2022 groundwater monitoring event for the monitoring and potable wells within the Wally's/High's 141 study area.
October 18, 2022	GES is granted an extension for submission of the Sensitive Receptor Survey (SRS) report by October 20, 2022
October 20, 2022	GES submits the SRS report to the MDE.

HISTORICAL ACTIVITY SUMMARY (Continued):

November 15, 2022	GES is granted an extension for submission of Third Quarter 2022 Monitoring Report by November 29, 2022.
November 23, 2022	GES completes the Fourth Quarter 2022 groundwater monitoring event for the monitoring and potable wells within the High's 141 study area.
November 29, 2022	GES submits the *Third Quarter 2022 Monitoring Report – November 29, 2022* to the MDE.
February 15, 2023	GES submits the *Fourth Quarter 2022 Monitoring Report* to the MDE.
February 17, 2023	GES completes the First Quarter 2023 groundwater monitoring event for the monitoring and potable wells within the High's 141 study area.
May 15, 2023	GES submits the *First Quarter 2023 Monitoring Report* to the MDE.
May 22, 2023	GES completes the Second Quarter 2023 groundwater monitoring event for monitoring and potable wells within the High's 141 study area.
August 15, 2023	GES submits the *Second Quarter 2023 Monitoring Report* to the MDE.
August 21, 2023	GES completes the Third Quarter 2023 groundwater monitoring event for monitoring and potable wells within the High's 141 study area.
December 4-8, 2023	GES completes the Fourth Quarter 2023 groundwater monitoring event.
February 9, 2024	GES completes the First Quarter 2024 groundwater monitoring event for the monitoring and potable wells within the High's 141 study area.
February 5-9, 2024	GES completes the First Quarter 2024 groundwater monitoring event.
February 15, 2024	GES submits the *Fourth Quarter 2023 Monitoring Report* to the MDE.

APPENDIX B

Laboratory Reports and Chain of Custody Documentation
(See Files on eFile)

Eurofins Lancaster
Laboratories ID Numbers:
410-160059-1
410-160061-1
410-160418-1
410-160420-1
410-160421-1
410-160422-1

eurofins | Environment Testing

ANALYTICAL REPORT

PREPARED FOR

Attn: Peter Reichardt
Groundwater & Environmental Services Inc
1350 Blair Drive
Suite H-2
Odenton, Maryland 21113

Generated 2/12/2024 1:33:26 PM

JOB DESCRIPTION

High's Store No 141

JOB NUMBER

410-160061-1

Eurofins Lancaster Laboratories Environment Testing, LLC
2425 New Holland Pike
Lancaster PA 17601

See page two for job notes and contact information.

my EOL

Eurofins Lancaster Laboratories Environment Testing, LLC

Job Notes

This report may not be reproduced except in full, and with written approval from the laboratory. The results relate only to the samples tested. For questions please contact the Project Manager at the e-mail address or telephone number listed on this page.

Analytical test results meet all requirements of the associated regulatory program (i.e., NELAC (TNI), DoD, and ISO 17025) unless otherwise noted under the individual analysis.

Authorization

Generated
2/12/2024 1:33:26 PM

Authorized for release by
Amek Carter, Project Manager
Loran.Carter@et.eurofinsus.com
(717)556-7252

Compliance Statement

Analytical test results meet all requirements of the associated regulatory program (e.g., NELAC (TNI), DoD, and ISO 17025) unless otherwise noted under the individual analysis. Data qualifiers are applied to note exceptions. Noncompliant quality control (QC) is further explained in narrative comments.
· QC results that exceed the upper limits and are associated with non-detect samples are qualified but further narration is not required since the bias is high and does not change a non-detect result. Further narration is also not required with QC blank detection when the associated sample concentration is non-detect or more than ten times the level in the blank.
· Matrix QC may not be reported if insufficient sample or site-specific QC samples were not submitted. In these situations, to demonstrate precision and accuracy at a batch level, a LCS/LCSD is performed, unless otherwise specified in the method.
· Surrogate and/or isotope dilution analyte recoveries (if applicable) which are outside of the QC window are confirmed unless attributed to a dilution or otherwise noted in the narrative.
Regulated compliance samples (e.g. SDWA, NPDES) must comply with the associated agency requirements/permits.

Measurement uncertainty values, as applicable, are available upon request.

Test results relate only to the sample tested. Clients should be aware that a critical step in a chemical or microbiological analysis is the collection of the sample. Unless the sample analyzed is truly representative of the bulk of material involved, the test results will be meaningless. If you have questions regarding the proper techniques of collecting samples, please contact us. We cannot be held responsible for sample integrity, however, unless sampling has been performed by a member of our staff. Times are local to the area of activity. Parameters listed in the 40 CFR Part 136 Table II as "analyze immediately" and tested in the laboratory are not performed within 15 minutes of collection.

This report shall not be reproduced except in full, without the written approval of the laboratory.

WARRANTY AND LIMITS OF LIABILITY - In accepting analytical work, we warrant the accuracy of test results for the sample as submitted. The foregoing express warranty is exclusive and is given in lieu of all other warranties, expressed or implied, except as otherwise agreed. We disclaim any other warranties, expressed or implied, including a warranty of fitness for particular purpose and warranty of merchantability. In no event shall Eurofins Lancaster Laboratories Environmental, LLC be liable for indirect, special, consequential, or incidental damages including, but not limited to, damages for loss of profit or goodwill regardless of (A) the negligence (either sole or concurrent) of Eurofins Lancaster Laboratories Environmental and (B) whether Eurofins Lancaster Laboratories Environmental has been informed of the possibility of such damages. We accept no legal responsibility for the purposes for which the client uses the test results. Except as otherwise agreed, no purchase order or other order for work shall be accepted by Eurofins Lancaster Laboratories Environmental which includes any conditions that vary from the Standard Terms and Conditions, and Eurofins Lancaster Laboratories Environmental hereby objects to any conflicting terms contained in any acceptance or order submitted by client.

Table of Contents

Cover Page 1
Table of Contents 4
Definitions/Glossary 5
Case Narrative 6
Detection Summary 7
Client Sample Results 8
Surrogate Summary 11
QC Sample Results 12
QC Association Summary 14
Lab Chronicle 15
Certification Summary 16
Method Summary 17
Sample Summary 18
Chain of Custody 19
Receipt Checklists 20

Definitions/Glossary

Client: Groundwater & Environmental Services Inc
Job ID: 410-160061-1
Project/Site: High's Store No 141

Qualifiers

GC/MS VOA

Qualifier	Qualifier Description
J	Result is less than the RL but greater than or equal to the MDL and the concentration is an approximate value.

Glossary

Abbreviation	These commonly used abbreviations may or may not be present in this report.
¤	Listed under the "D" column to designate that the result is reported on a dry weight basis
%R	Percent Recovery
CFL	Contains Free Liquid
CFU	Colony Forming Unit
CNF	Contains No Free Liquid
DER	Duplicate Error Ratio (normalized absolute difference)
Dil Fac	Dilution Factor
DL	Detection Limit (DoD/DOE)
DL, RA, RE, IN	Indicates a Dilution, Re-analysis, Re-extraction, or additional Initial metals/anion analysis of the sample
DLC	Decision Level Concentration (Radiochemistry)
EDL	Estimated Detection Limit (Dioxin)
LOD	Limit of Detection (DoD/DOE)
LOQ	Limit of Quantitation (DoD/DOE)
MCL	EPA recommended "Maximum Contaminant Level"
MDA	Minimum Detectable Activity (Radiochemistry)
MDC	Minimum Detectable Concentration (Radiochemistry)
MDL	Method Detection Limit
ML	Minimum Level (Dioxin)
MPN	Most Probable Number
MQL	Method Quantitation Limit
NC	Not Calculated
ND	Not Detected at the reporting limit (or MDL or EDL if shown)
NEG	Negative / Absent
POS	Positive / Present
PQL	Practical Quantitation Limit
PRES	Presumptive
QC	Quality Control
RER	Relative Error Ratio (Radiochemistry)
RL	Reporting Limit or Requested Limit (Radiochemistry)
RPD	Relative Percent Difference, a measure of the relative difference between two points
TEF	Toxicity Equivalent Factor (Dioxin)
TEQ	Toxicity Equivalent Quotient (Dioxin)
TNTC	Too Numerous To Count

Job Narrative
410-160061-1

Analytical test results meet all requirements of the associated regulatory program listed on the Accreditation/Certification Summary Page unless otherwise noted under the individual analysis. Data qualifiers are applied to indicate exceptions. Noncompliant quality control (QC) is further explained in narrative comments.

- Matrix QC may not be reported if insufficient sample or site-specific QC samples were not submitted. In these situations, to demonstrate precision and accuracy at a batch level, a LCS/LCSD may be performed, unless otherwise specified in the method.
- Surrogate and/or isotope dilution analyte recoveries (if applicable) which are outside of the QC window are confirmed unless attributed to a dilution or otherwise noted in the narrative.

Regulated compliance samples (e.g. SDWA, NPDES) must comply with the associated agency requirements/permits.

Receipt
The samples were received on 2/7/2024 5:24 PM. Unless otherwise noted below, the samples arrived in good condition, and, where required, properly preserved and on ice. The temperature of the cooler at receipt time was 2.1°C

GC/MS VOA
No additional analytical or quality issues were noted, other than those described above or in the Definitions/ Glossary page.

Detection Summary

Client: Groundwater & Environmental Services Inc
Project/Site: High's Store No 141

Job ID: 410-160061-1

Client Sample ID: 1606-RAY-EFF — Lab Sample ID: 410-160061-1

No Detections.

Client Sample ID: 1606-RAY-MID2 — Lab Sample ID: 410-160061-2

No Detections.

Client Sample ID: 1606-RAY-INF — Lab Sample ID: 410-160061-3

Analyte	Result	Qualifier	RL	MDL	Unit	Dil Fac	D	Method	Prep Type
Methyl tertiary butyl ether	0.40	J	0.50	0.10	ug/L	1		524.2	Total/NA

This Detection Summary does not include radiochemical test results.

Client Sample Results

Client: Groundwater & Environmental Services Inc
Project/Site: High's Store No 141

Job ID: 410-160061-1

Client Sample ID: 1606-RAY-EFF

Lab Sample ID: 410-160061-1

Date Collected: 02/06/24 09:10

Matrix: Water

Date Received: 02/07/24 17:24

Method: EPA-DW 524.2 - Volatile Organic Compounds (GC/MS)

Analyte	Result	Qualifier	RL	MDL	Unit	D	Prepared	Analyzed	Dil Fac
t-Amyl methyl ether	ND		0.50	0.10	ug/L			02/09/24 18:52	1
Benzene	ND		0.50	0.10	ug/L			02/09/24 18:52	1
t-Butyl alcohol	ND		25	2.5	ug/L			02/09/24 18:52	1
Carbon tetrachloride	ND		0.50	0.10	ug/L			02/09/24 18:52	1
Chlorobenzene	ND		0.50	0.10	ug/L			02/09/24 18:52	1
1,2-Dichlorobenzene	ND		0.50	0.20	ug/L			02/09/24 18:52	1
1,3-Dichlorobenzene	ND		0.50	0.10	ug/L			02/09/24 18:52	1
1,2-Dichloroethane	ND		0.50	0.10	ug/L			02/09/24 18:52	1
1,1-Dichloroethene	ND		0.50	0.10	ug/L			02/09/24 18:52	1
cis-1,2-Dichloroethene	ND		0.50	0.10	ug/L			02/09/24 18:52	1
trans-1,2-Dichloroethene	ND		0.50	0.10	ug/L			02/09/24 18:52	1
1,2-Dichloropropane	ND		0.50	0.10	ug/L			02/09/24 18:52	1
Ethyl t-butyl ether	ND		0.50	0.10	ug/L			02/09/24 18:52	1
Ethylbenzene	ND		0.50	0.10	ug/L			02/09/24 18:52	1
di-Isopropyl ether	ND		0.50	0.10	ug/L			02/09/24 18:52	1
Methyl tertiary butyl ether	ND		0.50	0.10	ug/L			02/09/24 18:52	1
Methylene Chloride	ND		0.50	0.20	ug/L			02/09/24 18:52	1
Naphthalene	ND		0.50	0.20	ug/L			02/09/24 18:52	1
Styrene	ND		0.50	0.10	ug/L			02/09/24 18:52	1
Tetrachloroethene	ND		0.50	0.10	ug/L			02/09/24 18:52	1
Toluene	ND		0.50	0.10	ug/L			02/09/24 18:52	1
1,2,4-Trichlorobenzene	ND		0.50	0.20	ug/L			02/09/24 18:52	1
1,1,1-Trichloroethane	ND		0.50	0.10	ug/L			02/09/24 18:52	1
1,1,2-Trichloroethane	ND		0.50	0.10	ug/L			02/09/24 18:52	1
Trichloroethene	ND		0.50	0.10	ug/L			02/09/24 18:52	1
Vinyl chloride	ND		0.50	0.10	ug/L			02/09/24 18:52	1
Xylenes, Total	ND		0.50	0.10	ug/L			02/09/24 18:52	1

Surrogate	*%Recovery*	*Qualifier*	*Limits*	*Prepared*	*Analyzed*	*Dil Fac*
4-Bromofluorobenzene (Surr)	*103*		*80 - 120*		*02/09/24 18:52*	*1*
1,2-Dichlorobenzene-d4 (Surr)	*108*		*80 - 120*		*02/09/24 18:52*	*1*

Client Sample Results

Client: Groundwater & Environmental Services Inc
Project/Site: High's Store No 141

Job ID: 410-160061-1

Client Sample ID: 1606-RAY-MID2

Lab Sample ID: 410-160061-2

Date Collected: 02/06/24 09:15

Matrix: Water

Date Received: 02/07/24 17:24

Method: EPA-DW 524.2 - Volatile Organic Compounds (GC/MS)

Analyte	Result	Qualifier	RL	MDL	Unit	D	Prepared	Analyzed	Dil Fac
t-Amyl methyl ether	ND		0.50	0.10	ug/L			02/09/24 18:30	1
Benzene	ND		0.50	0.10	ug/L			02/09/24 18:30	1
t-Butyl alcohol	ND		25	2.5	ug/L			02/09/24 18:30	1
Carbon tetrachloride	ND		0.50	0.10	ug/L			02/09/24 18:30	1
Chlorobenzene	ND		0.50	0.10	ug/L			02/09/24 18:30	1
1,2-Dichlorobenzene	ND		0.50	0.20	ug/L			02/09/24 18:30	1
1,3-Dichlorobenzene	ND		0.50	0.10	ug/L			02/09/24 18:30	1
1,2-Dichloroethane	ND		0.50	0.10	ug/L			02/09/24 18:30	1
1,1-Dichloroethene	ND		0.50	0.10	ug/L			02/09/24 18:30	1
cis-1,2-Dichloroethene	ND		0.50	0.10	ug/L			02/09/24 18:30	1
trans-1,2-Dichloroethene	ND		0.50	0.10	ug/L			02/09/24 18:30	1
1,2-Dichloropropane	ND		0.50	0.10	ug/L			02/09/24 18:30	1
Ethyl t-butyl ether	ND		0.50	0.10	ug/L			02/09/24 18:30	1
Ethylbenzene	ND		0.50	0.10	ug/L			02/09/24 18:30	1
di-Isopropyl ether	ND		0.50	0.10	ug/L			02/09/24 18:30	1
Methyl tertiary butyl ether	ND		0.50	0.10	ug/L			02/09/24 18:30	1
Methylene Chloride	ND		0.50	0.20	ug/L			02/09/24 18:30	1
Naphthalene	ND		0.50	0.20	ug/L			02/09/24 18:30	1
Styrene	ND		0.50	0.10	ug/L			02/09/24 18:30	1
Tetrachloroethene	ND		0.50	0.10	ug/L			02/09/24 18:30	1
Toluene	ND		0.50	0.10	ug/L			02/09/24 18:30	1
1,2,4-Trichlorobenzene	ND		0.50	0.20	ug/L			02/09/24 18:30	1
1,1,1-Trichloroethane	ND		0.50	0.10	ug/L			02/09/24 18:30	1
1,1,2-Trichloroethane	ND		0.50	0.10	ug/L			02/09/24 18:30	1
Trichloroethene	ND		0.50	0.10	ug/L			02/09/24 18:30	1
Vinyl chloride	ND		0.50	0.10	ug/L			02/09/24 18:30	1
Xylenes, Total	ND		0.50	0.10	ug/L			02/09/24 18:30	1

Surrogate	*%Recovery*	*Qualifier*	*Limits*	*Prepared*	*Analyzed*	*Dil Fac*
4-Bromofluorobenzene (Surr)	*103*		*80 - 120*		*02/09/24 18:30*	*1*
1,2-Dichlorobenzene-d4 (Surr)	*108*		*80 - 120*		*02/09/24 18:30*	*1*

Client Sample Results

Client: Groundwater & Environmental Services Inc
Project/Site: High's Store No 141

Job ID: 410-160061-1

Client Sample ID: 1606-RAY-INF

Lab Sample ID: 410-160061-3

Date Collected: 02/06/24 09:20
Matrix: Water
Date Received: 02/07/24 17:24

Method: EPA-DW 524.2 - Volatile Organic Compounds (GC/MS)

Analyte	Result	Qualifier	RL	MDL	Unit	D	Prepared	Analyzed	Dil Fac
t-Amyl methyl ether	ND		0.50	0.10	ug/L			02/09/24 18:08	1
Benzene	ND		0.50	0.10	ug/L			02/09/24 18:08	1
t-Butyl alcohol	ND		25	2.5	ug/L			02/09/24 18:08	1
Carbon tetrachloride	ND		0.50	0.10	ug/L			02/09/24 18:08	1
Chlorobenzene	ND		0.50	0.10	ug/L			02/09/24 18:08	1
1,2-Dichlorobenzene	ND		0.50	0.20	ug/L			02/09/24 18:08	1
1,3-Dichlorobenzene	ND		0.50	0.10	ug/L			02/09/24 18:08	1
1,2-Dichloroethane	ND		0.50	0.10	ug/L			02/09/24 18:08	1
1,1-Dichloroethene	ND		0.50	0.10	ug/L			02/09/24 18:08	1
cis-1,2-Dichloroethene	ND		0.50	0.10	ug/L			02/09/24 18:08	1
trans-1,2-Dichloroethene	ND		0.50	0.10	ug/L			02/09/24 18:08	1
1,2-Dichloropropane	ND		0.50	0.10	ug/L			02/09/24 18:08	1
Ethyl t-butyl ether	ND		0.50	0.10	ug/L			02/09/24 18:08	1
Ethylbenzene	ND		0.50	0.10	ug/L			02/09/24 18:08	1
di-Isopropyl ether	ND		0.50	0.10	ug/L			02/09/24 18:08	1
Methyl tertiary butyl ether	**0.40**	**J**	0.50	0.10	ug/L			02/09/24 18:08	1
Methylene Chloride	ND		0.50	0.20	ug/L			02/09/24 18:08	1
Naphthalene	ND		0.50	0.20	ug/L			02/09/24 18:08	1
Styrene	ND		0.50	0.10	ug/L			02/09/24 18:08	1
Tetrachloroethene	ND		0.50	0.10	ug/L			02/09/24 18:08	1
Toluene	ND		0.50	0.10	ug/L			02/09/24 18:08	1
1,2,4-Trichlorobenzene	ND		0.50	0.20	ug/L			02/09/24 18:08	1
1,1,1-Trichloroethane	ND		0.50	0.10	ug/L			02/09/24 18:08	1
1,1,2-Trichloroethane	ND		0.50	0.10	ug/L			02/09/24 18:08	1
Trichloroethene	ND		0.50	0.10	ug/L			02/09/24 18:08	1
Vinyl chloride	ND		0.50	0.10	ug/L			02/09/24 18:08	1
Xylenes, Total	ND		0.50	0.10	ug/L			02/09/24 18:08	1

Surrogate	*%Recovery*	*Qualifier*	*Limits*	*Prepared*	*Analyzed*	*Dil Fac*
4-Bromofluorobenzene (Surr)	*102*		*80 - 120*		*02/09/24 18:08*	*1*
1,2-Dichlorobenzene-d4 (Surr)	*108*		*80 - 120*		*02/09/24 18:08*	*1*

Surrogate Summary

Client: Groundwater & Environmental Services Inc
Project/Site: High's Store No 141

Job ID: 410-160061-1

Method: 524.2 - Volatile Organic Compounds (GC/MS)

Matrix: Water **Prep Type: Total/NA**

		Percent Surrogate Recovery (Acceptance Limits)									
		BFB	DCZ								
Lab Sample ID	Client Sample ID	(80-120)	(80-120)								
410-160061-1	1606-RAY-EFF	103	108								
410-160061-2	1606-RAY-MID2	103	108								
410-160061-3	1606-RAY-INF	102	108								
LCS 410-471985/4	Lab Control Sample	104	106								
MB 410-471985/6	Method Blank	102	106								

Surrogate Legend

BFB = 4-Bromofluorobenzene (Surr)

DCZ = 1,2-Dichlorobenzene-d4 (Surr)

Method: 524.2 - Volatile Organic Compounds (GC/MS)

Lab Sample ID: MB 410-471985/6
Matrix: Water
Analysis Batch: 471985

Client Sample ID: Method Blank
Prep Type: Total/NA

Analyte	MB Result	MB Qualifier	RL	MDL	Unit	D	Prepared	Analyzed	Dil Fac
t-Amyl methyl ether	ND		0.50	0.10	ug/L			02/09/24 16:38	1
Benzene	ND		0.50	0.10	ug/L			02/09/24 16:38	1
t-Butyl alcohol	ND		25	2.5	ug/L			02/09/24 16:38	1
Carbon tetrachloride	ND		0.50	0.10	ug/L			02/09/24 16:38	1
Chlorobenzene	ND		0.50	0.10	ug/L			02/09/24 16:38	1
1,2-Dichlorobenzene	ND		0.50	0.20	ug/L			02/09/24 16:38	1
1,3-Dichlorobenzene	ND		0.50	0.10	ug/L			02/09/24 16:38	1
1,2-Dichloroethane	ND		0.50	0.10	ug/L			02/09/24 16:38	1
1,1-Dichloroethene	ND		0.50	0.10	ug/L			02/09/24 16:38	1
cis-1,2-Dichloroethene	ND		0.50	0.10	ug/L			02/09/24 16:38	1
trans-1,2-Dichloroethene	ND		0.50	0.10	ug/L			02/09/24 16:38	1
1,2-Dichloropropane	ND		0.50	0.10	ug/L			02/09/24 16:38	1
Ethyl t-butyl ether	ND		0.50	0.10	ug/L			02/09/24 16:38	1
Ethylbenzene	ND		0.50	0.10	ug/L			02/09/24 16:38	1
di-Isopropyl ether	ND		0.50	0.10	ug/L			02/09/24 16:38	1
Methyl tertiary butyl ether	ND		0.50	0.10	ug/L			02/09/24 16:38	1
Methylene Chloride	ND		0.50	0.20	ug/L			02/09/24 16:38	1
Naphthalene	ND		0.50	0.20	ug/L			02/09/24 16:38	1
Styrene	ND		0.50	0.10	ug/L			02/09/24 16:38	1
Tetrachloroethene	ND		0.50	0.10	ug/L			02/09/24 16:38	1
Toluene	ND		0.50	0.10	ug/L			02/09/24 16:38	1
1,2,4-Trichlorobenzene	ND		0.50	0.20	ug/L			02/09/24 16:38	1
1,1,1-Trichloroethane	ND		0.50	0.10	ug/L			02/09/24 16:38	1
1,1,2-Trichloroethane	ND		0.50	0.10	ug/L			02/09/24 16:38	1
Trichloroethene	ND		0.50	0.10	ug/L			02/09/24 16:38	1
Vinyl chloride	ND		0.50	0.10	ug/L			02/09/24 16:38	1
Xylenes, Total	ND		0.50	0.10	ug/L			02/09/24 16:38	1

Surrogate	*MB %Recovery*	*MB Qualifier*	*Limits*	*Prepared*	*Analyzed*	*Dil Fac*
4-Bromofluorobenzene (Surr)	*102*		*80 - 120*		*02/09/24 16:38*	*1*
1,2-Dichlorobenzene-d4 (Surr)	*106*		*80 - 120*		*02/09/24 16:38*	*1*

Lab Sample ID: LCS 410-471985/4
Matrix: Water
Analysis Batch: 471985

Client Sample ID: Lab Control Sample
Prep Type: Total/NA

Analyte	Spike Added	LCS Result	LCS Qualifier	Unit	D	%Rec	%Rec Limits
t-Amyl methyl ether	5.00	4.75		ug/L		95	70 - 130
Benzene	5.00	4.97		ug/L		99	70 - 130
t-Butyl alcohol	50.0	51.8		ug/L		104	70 - 130
Carbon tetrachloride	5.00	3.93		ug/L		79	70 - 130
Chlorobenzene	5.00	5.10		ug/L		102	70 - 130
1,2-Dichlorobenzene	5.00	5.14		ug/L		103	70 - 130
1,3-Dichlorobenzene	5.00	5.12		ug/L		102	70 - 130
1,2-Dichloroethane	5.00	5.25		ug/L		105	70 - 130
1,1-Dichloroethene	5.00	5.13		ug/L		103	70 - 130
cis-1,2-Dichloroethene	5.00	5.05		ug/L		101	70 - 130
trans-1,2-Dichloroethene	5.00	4.97		ug/L		99	70 - 130

Method: 524.2 - Volatile Organic Compounds (GC/MS) (Continued)

Lab Sample ID: LCS 410-471985/4
Matrix: Water
Analysis Batch: 471985

Client Sample ID: Lab Control Sample
Prep Type: Total/NA

Analyte	Spike Added	LCS Result	LCS Qualifier	Unit	D	%Rec	%Rec Limits
1,2-Dichloropropane	5.00	5.00		ug/L		100	70 - 130
Ethyl t-butyl ether	5.00	4.95		ug/L		99	70 - 130
Ethylbenzene	5.00	5.01		ug/L		100	70 - 130
di-Isopropyl ether	5.00	4.89		ug/L		98	70 - 130
Methyl tertiary butyl ether	5.00	4.87		ug/L		97	70 - 130
Methylene Chloride	5.00	4.74		ug/L		95	70 - 130
Naphthalene	5.00	5.06		ug/L		101	70 - 130
Styrene	5.00	5.07		ug/L		101	70 - 130
Tetrachloroethene	5.00	5.08		ug/L		102	70 - 130
Toluene	5.00	5.00		ug/L		100	70 - 130
1,2,4-Trichlorobenzene	5.00	5.08		ug/L		102	70 - 130
1,1,1-Trichloroethane	5.00	4.66		ug/L		93	70 - 130
1,1,2-Trichloroethane	5.00	5.21		ug/L		104	70 - 130
Trichloroethene	5.00	4.98		ug/L		100	70 - 130
Vinyl chloride	2.00	2.00		ug/L		100	70 - 130
Xylenes, Total	15.0	14.9		ug/L		100	70 - 130

Surrogate	*LCS %Recovery*	*LCS Qualifier*	*Limits*
4-Bromofluorobenzene (Surr)	*104*		*80 - 120*
1,2-Dichlorobenzene-d4 (Surr)	*106*		*80 - 120*

QC Association Summary

Client: Groundwater & Environmental Services Inc
Project/Site: High's Store No 141

Job ID: 410-160061-1

GC/MS VOA

Analysis Batch: 471985

Lab Sample ID	Client Sample ID	Prep Type	Matrix	Method	Prep Batch
410-160061-1	1606-RAY-EFF	Total/NA	Water	524.2	
410-160061-2	1606-RAY-MID2	Total/NA	Water	524.2	
410-160061-3	1606-RAY-INF	Total/NA	Water	524.2	
MB 410-471985/6	Method Blank	Total/NA	Water	524.2	
LCS 410-471985/4	Lab Control Sample	Total/NA	Water	524.2	

Lab Chronicle

Client: Groundwater & Environmental Services Inc
Project/Site: High's Store No 141

Job ID: 410-160061-1

Client Sample ID: 1606-RAY-EFF

Lab Sample ID: 410-160061-1

Date Collected: 02/06/24 09:10

Matrix: Water

Date Received: 02/07/24 17:24

Prep Type	Batch Type	Batch Method	Run	Dilution Factor	Batch Number	Analyst	Lab	Prepared or Analyzed
Total/NA	Analysis	524.2		1	471985	UJML	ELLE	02/09/24 18:52

Client Sample ID: 1606-RAY-MID2

Lab Sample ID: 410-160061-2

Date Collected: 02/06/24 09:15

Matrix: Water

Date Received: 02/07/24 17:24

Prep Type	Batch Type	Batch Method	Run	Dilution Factor	Batch Number	Analyst	Lab	Prepared or Analyzed
Total/NA	Analysis	524.2		1	471985	UJML	ELLE	02/09/24 18:30

Client Sample ID: 1606-RAY-INF

Lab Sample ID: 410-160061-3

Date Collected: 02/06/24 09:20

Matrix: Water

Date Received: 02/07/24 17:24

Prep Type	Batch Type	Batch Method	Run	Dilution Factor	Batch Number	Analyst	Lab	Prepared or Analyzed
Total/NA	Analysis	524.2		1	471985	UJML	ELLE	02/09/24 18:08

Laboratory References:

ELLE = Eurofins Lancaster Laboratories Environment Testing, LLC, 2425 New Holland Pike, Lancaster, PA 17601, TEL (717)656-2300

Accreditation/Certification Summary

Client: Groundwater & Environmental Services Inc
Job ID: 410-160061-1
Project/Site: High's Store No 141

Laboratory: Eurofins Lancaster Laboratories Environment Testing, LLC

Unless otherwise noted, all analytes for this laboratory were covered under each accreditation/certification below.

Authority	Program	Identification Number	Expiration Date
Maryland	State	100	06-30-24

The following analytes are included in this report, but the laboratory is not certified by the governing authority. This list may include analytes for which the agency does not offer certification.

Analysis Method	Prep Method	Matrix	Analyte
524.2		Water	1,3-Dichlorobenzene
524.2		Water	di-Isopropyl ether
524.2		Water	Ethyl t-butyl ether
524.2		Water	Methyl tertiary butyl ether
524.2		Water	Naphthalene
524.2		Water	t-Amyl methyl ether
524.2		Water	t-Butyl alcohol

Method Summary

Client: Groundwater & Environmental Services Inc
Project/Site: High's Store No 141

Job ID: 410-160061-1

Method	Method Description	Protocol	Laboratory
524.2	Volatile Organic Compounds (GC/MS)	EPA-DW	ELLE

Protocol References:

EPA-DW = "Methods For The Determination Of Organic Compounds In Drinking Water", EPA/600/4-88/039, December 1988 And Its Supplements.

Laboratory References:

ELLE = Eurofins Lancaster Laboratories Environment Testing, LLC, 2425 New Holland Pike, Lancaster, PA 17601, TEL (717)656-2300

Sample Summary

Client: Groundwater & Environmental Services Inc
Project/Site: High's Store No 141

Job ID: 410-160061-1

Lab Sample ID	Client Sample ID	Matrix	Collected	Received
410-160061-1	1606-RAY-EFF	Water	02/06/24 09:10	02/07/24 17:24
410-160061-2	1606-RAY-MID2	Water	02/06/24 09:15	02/07/24 17:24
410-160061-3	1606-RAY-INF	Water	02/06/24 09:20	02/07/24 17:24

Environmental Analysis Request/Chain of Custody

eurofins | Lancaster Environmental

410-160061 Chain of Custody

Acct. # _____ Group # _____ Sample # _____

Client:	Groundwater & Env. Services, Inc.
Project Name/#:	High's Store No. 141
Site ID #:	
Project Manager:	Peter Reichardt
P.O. #:	0403465/06/209
Sampler:	Jeff Plummer
PWSID #:	
Phone #:	800-220-3606 x 3726
Quote #:	

State where sample(s) were collected: 19200 Middletown Rd, Parkton, MD

Sample Identification	Collection Date	Collection Time	Grab	Composite	Sediment	Soil	Potable	Ground	Surface	NPDES	Water	Other:	Total # of Containers	Target VOCs List plus oxygenates and Napthalene (524.2)
1606-RAY-EFF	2.6.24	0910	X								X		3	X
1606-RAY-MID2	2.6.24	0915	X								X		3	X
1606-RAY-INF	2.6.24	0920	X								X		3	X

Matrix: Sediment ☐ Soil ☐ Potable ☐ Ground ☑ Surface ☐ NPDES ☐ Water Other:

Analyses Requested / Preservation Codes: H

For Lab Use Only
SF #: _____
SCR #: _____

Preservation Codes
H = HCl, T = Thiosulfate, N = HNO_3, B = NaOH, S = H_2SO_4, P = H_3PO_4, O = Other

Remarks
EQEDD file name: High's Store No 141-lab report #.17962.EQEDD.zip
Send invoice to: ges-invoices@gesonline.com & gesonline.com & include PO #

Turnaround Time Requested (TAT) (please check): Standard ☑ Rush ☐
(Rush TAT is subject to laboratory approval and surcharges.)

Date results are needed:

Rush results requested by (please check): E-Mail ☑ Phone ☐

E-mail Address: midatlantic@gesonline.com & ges@equisonline.com

Phone:

Data Package Options (please check if required)

Type I (Validation/non-CLP) ☐ MA MCP ☐
Type III (Reduced non-CLP) ☐ CT RCP ☐
Type VI (Raw Data Only) ☐ TX TRRP-13 ☐
NYSDEC Category ☐ A or ☐ B

EDD Required? Yes ☑ No ☐ If yes, format: GES EQEDD

EQEDD Name: High's Store No 141-lab report #.17962.EQEDD.zip

Relinquished by:	Date	Time	Received by:	Date	Time
J. Plummer	2-7-24	0800	Denise Woodring	2-7-24	0800
Denise Woodring	2-7-24	1418	[illegible]	2/7/24	14:18
[illegible]	2/7/24	17:34			
			[illegible]	2/7/24	1724

Relinquished by Commercial Carrier:

UPS _____ FedEx _____ Other _____

Temperature upon receipt Raw 2.1 Corr 2.1 °C

Login Sample Receipt Checklist

Client: Groundwater & Environmental Services Inc

Job Number: 410-160061-1

Login Number: 160061

List Source: Eurofins Lancaster Laboratories Environment Testing, LLC

List Number: 1

Creator: Kanagy, Nicholas

Question	Answer	Comment
The cooler's custody seal is intact.	N/A	
The cooler or samples do not appear to have been compromised or tampered with.	True	
Samples were received on ice.	True	
Cooler Temperature acceptable,where thermal pres is required(</=6C, not frozen).	True	
Cooler Temperature is recorded.	True	
WV:Container Temp acceptable,where thermal pres is required (</=6C, not frozen).	N/A	
WV: Container Temperature is recorded.	N/A	
COC is present.	True	
COC is filled out in ink and legible.	True	
COC is filled out with all pertinent information.	True	
There are no discrepancies between the containers received and the COC.	True	
Sample containers have legible labels.	True	
Containers are not broken or leaking.	True	
Sample collection date/times are provided.	True	
Appropriate sample containers are used.	True	
Sample bottles are completely filled.	True	
There is sufficient vol. for all requested analyses.	True	
Is the Field Sampler's name present on COC?	True	
Sample custody seals are intact.	N/A	
VOA sample vials do not have headspace >6mm in diameter (none, if from WV)?	True	

eurofins | Environment Testing

ANALYTICAL REPORT

PREPARED FOR

Attn: Peter Reichardt
Groundwater & Environmental Services Inc
1350 Blair Drive
Suite H-2
Odenton, Maryland 21113

Generated 2/21/2024 12:09:01 PM

JOB DESCRIPTION

High's Store No 141

JOB NUMBER

410-160418-1

Eurofins Lancaster Laboratories Environment Testing, LLC
2425 New Holland Pike
Lancaster PA 17601

See page two for job notes and contact information.

my EOL

Eurofins Lancaster Laboratories Environment Testing, LLC

Job Notes

This report may not be reproduced except in full, and with written approval from the laboratory. The results relate only to the samples tested. For questions please contact the Project Manager at the e-mail address or telephone number listed on this page.

Analytical test results meet all requirements of the associated regulatory program (i.e., NELAC (TNI), DoD, and ISO 17025) unless otherwise noted under the individual analysis.

Authorization

Generated
2/21/2024 12:09:01 PM

Authorized for release by
Amek Carter, Project Manager
Loran.Carter@et.eurofinsus.com
(717)556-7252

Compliance Statement

Analytical test results meet all requirements of the associated regulatory program (e.g., NELAC (TNI), DoD, and ISO 17025) unless otherwise noted under the individual analysis. Data qualifiers are applied to note exceptions. Noncompliant quality control (QC) is further explained in narrative comments.
· QC results that exceed the upper limits and are associated with non-detect samples are qualified but further narration is not required since the bias is high and does not change a non-detect result. Further narration is also not required with QC blank detection when the associated sample concentration is non-detect or more than ten times the level in the blank.
· Matrix QC may not be reported if insufficient sample or site-specific QC samples were not submitted. In these situations, to demonstrate precision and accuracy at a batch level, a LCS/LCSD is performed, unless otherwise specified in the method.
· Surrogate and/or isotope dilution analyte recoveries (if applicable) which are outside of the QC window are confirmed unless attributed to a dilution or otherwise noted in the narrative.
Regulated compliance samples (e.g. SDWA, NPDES) must comply with the associated agency requirements/permits.

Measurement uncertainty values, as applicable, are available upon request.

Test results relate only to the sample tested. Clients should be aware that a critical step in a chemical or microbiological analysis is the collection of the sample. Unless the sample analyzed is truly representative of the bulk of material involved, the test results will be meaningless. If you have questions regarding the proper techniques of collecting samples, please contact us. We cannot be held responsible for sample integrity, however, unless sampling has been performed by a member of our staff. Times are local to the area of activity. Parameters listed in the 40 CFR Part 136 Table II as "analyze immediately" and tested in the laboratory are not performed within 15 minutes of collection.

This report shall not be reproduced except in full, without the written approval of the laboratory.

WARRANTY AND LIMITS OF LIABILITY - In accepting analytical work, we warrant the accuracy of test results for the sample as submitted. The foregoing express warranty is exclusive and is given in lieu of all other warranties, expressed or implied, except as otherwise agreed. We disclaim any other warranties, expressed or implied, including a warranty of fitness for particular purpose and warranty of merchantability. In no event shall Eurofins Lancaster Laboratories Environmental, LLC be liable for indirect, special, consequential, or incidental damages including, but not limited to, damages for loss of profit or goodwill regardless of (A) the negligence (either sole or concurrent) of Eurofins Lancaster Laboratories Environmental and (B) whether Eurofins Lancaster Laboratories Environmental has been informed of the possibility of such damages. We accept no legal responsibility for the purposes for which the client uses the test results. Except as otherwise agreed, no purchase order or other order for work shall be accepted by Eurofins Lancaster Laboratories Environmental which includes any conditions that vary from the Standard Terms and Conditions, and Eurofins Lancaster Laboratories Environmental hereby objects to any conflicting terms contained in any acceptance or order submitted by client.

Table of Contents

Cover Page 1
Table of Contents 4
Definitions/Glossary 5
Case Narrative 6
Detection Summary 8
Client Sample Results 10
Surrogate Summary 30
QC Sample Results 32
QC Association Summary 45
Lab Chronicle 47
Certification Summary 50
Method Summary 52
Sample Summary 53
Chain of Custody 54
Receipt Checklists 55

Qualifiers

GC/MS VOA

Qualifier	Qualifier Description
*+	LCS and/or LCSD is outside acceptance limits, high biased.
cn	Refer to Case Narrative for further detail
J	Result is less than the RL but greater than or equal to the MDL and the concentration is an approximate value.

GC VOA

Qualifier	Qualifier Description
J	Result is less than the RL but greater than or equal to the MDL and the concentration is an approximate value.

Glossary

Abbreviation	These commonly used abbreviations may or may not be present in this report.
¤	Listed under the "D" column to designate that the result is reported on a dry weight basis
%R	Percent Recovery
CFL	Contains Free Liquid
CFU	Colony Forming Unit
CNF	Contains No Free Liquid
DER	Duplicate Error Ratio (normalized absolute difference)
Dil Fac	Dilution Factor
DL	Detection Limit (DoD/DOE)
DL, RA, RE, IN	Indicates a Dilution, Re-analysis, Re-extraction, or additional Initial metals/anion analysis of the sample
DLC	Decision Level Concentration (Radiochemistry)
EDL	Estimated Detection Limit (Dioxin)
LOD	Limit of Detection (DoD/DOE)
LOQ	Limit of Quantitation (DoD/DOE)
MCL	EPA recommended "Maximum Contaminant Level"
MDA	Minimum Detectable Activity (Radiochemistry)
MDC	Minimum Detectable Concentration (Radiochemistry)
MDL	Method Detection Limit
ML	Minimum Level (Dioxin)
MPN	Most Probable Number
MQL	Method Quantitation Limit
NC	Not Calculated
ND	Not Detected at the reporting limit (or MDL or EDL if shown)
NEG	Negative / Absent
POS	Positive / Present
PQL	Practical Quantitation Limit
PRES	Presumptive
QC	Quality Control
RER	Relative Error Ratio (Radiochemistry)
RL	Reporting Limit or Requested Limit (Radiochemistry)
RPD	Relative Percent Difference, a measure of the relative difference between two points
TEF	Toxicity Equivalent Factor (Dioxin)
TEQ	Toxicity Equivalent Quotient (Dioxin)
TNTC	Too Numerous To Count

Job Narrative
410-160418-1

Analytical test results meet all requirements of the associated regulatory program listed on the Accreditation/Certification Summary Page unless otherwise noted under the individual analysis. Data qualifiers are applied to indicate exceptions. Noncompliant quality control (QC) is further explained in narrative comments.

- Matrix QC may not be reported if insufficient sample or site-specific QC samples were not submitted. In these situations, to demonstrate precision and accuracy at a batch level, a LCS/LCSD may be performed, unless otherwise specified in the method.
- Surrogate and/or isotope dilution analyte recoveries (if applicable) which are outside of the QC window are confirmed unless attributed to a dilution or otherwise noted in the narrative.

Regulated compliance samples (e.g. SDWA, NPDES) must comply with the associated agency requirements/permits.

Receipt
The samples were received on 2/9/2024 4:56 PM. Unless otherwise noted below, the samples arrived in good condition, and, where required, properly preserved and on ice. The temperature of the cooler at receipt time was 3.5°C.

Receipt Exceptions
A trip blank was submitted for analysis with these samples; however, it was not listed on the Chain of Custody (COC).

GC/MS VOA
Method 8260C_LL: The continuing calibration verification (CCV) analyzed on 410-472970 is compliant under 8260C/D method criteria for Vinyl chloride . The software does not display the % Drift data to the whole number as is listed in the method (i.e. limit of 20%). When applying the evaluation to a whole number, the check passes the criteria with a value of 20% Drift.

Method 8260C_LL: The continuing calibration verification (CCV) associated with batch 410-472970 recovered outside acceptance criteria, low biased, for Bromomethane, Chloroethane and Trichlorofluoromethane. A reporting limit (RL) standard was analyzed, and the target analyte was detected. Non-detections of the affected analytes are reported. Any detections are considered estimated.

Method 8260C_LL: The continuing calibration verification (CCV) associated with batch 410-472970 recovered above the upper control limit for Acrylonitrile. Non-detections of the affected analytes are reported. Any detections are considered estimated.

Method 8260C_LL: The preservative used in the sample containers provided is not compatible with one of the Method 8260 analytes requested. The following samples were received preserved with hydrochloric acid: MW-14B (410-160418-1), RW-1 (410-160418-2), MW-3 (410-160418-3), MW-16A (410-160418-4), MW-16B (410-160418-5) and MW-22 (410-160418-6). The requested target analyte list includes Acrylonitrile , an acid-labile compound that degrades in an acidic medium.

Method 8260C_LL: The continuing calibration verification (CCV) associated with batch 410-473406 recovered above the upper control limit for 1,1,1,2-Tetrachloroethane, Acrylonitrile and di-Isopropyl ether. Non-detections of the affected analytes are reported. Any detections are considered estimated.

Method 8260C_LL: The continuing calibration verification (CCV) associated with batch 410-473406 recovered outside acceptance criteria, low biased, for t-Butyl alcohol. A reporting limit (RL) standard was analyzed, and the target analyte was detected. Non-detections of the affected analytes are reported. Any detections are considered estimated.

Method 8260C_LL: The preservative used in the sample containers provided is not compatible with one of the Method 8260 analytes requested. The following samples were received preserved with hydrochloric acid: MW-15 (410-160418-7), MW-7A (410-160418-8), RW-2 (410-160418-9) and MW-7B (410-160418-10). The requested target analyte list includes Acrylonitrile , an acid-labile compound that degrades in an acidic medium.

No additional analytical or quality issues were noted, other than those described above or in the Definitions/ Glossary page.

Gasoline Range Organics
No additional analytical or quality issues were noted, other than those described above or in the Definitions/ Glossary page.

Diesel Range Organics
No additional analytical or quality issues were noted, other than those described above or in the Definitions/ Glossary page.

Detection Summary

Client: Groundwater & Environmental Services Inc
Project/Site: High's Store No 141

Job ID: 410-160418-1

Client Sample ID: MW-14B — Lab Sample ID: 410-160418-1

Analyte	Result	Qualifier	RL	MDL	Unit	Dil Fac	D	Method	Prep Type
1,2-Dichloroethane	0.58		0.50	0.070	ug/L	1		8260C LL	Total/NA
Methyl tertiary butyl ether	11		0.50	0.080	ug/L	1		8260C LL	Total/NA
Benzene	1.2		0.50	0.10	ug/L	1		8260C LL	Total/NA
di-Isopropyl ether	0.51		0.50	0.10	ug/L	1		8260C LL	Total/NA
sec-Butylbenzene	0.33	J	0.50	0.10	ug/L	1		8260C LL	Total/NA
t-Amyl methyl ether	0.48	J	0.50	0.20	ug/L	1		8260C LL	Total/NA
t-Butyl alcohol	31		10	3.0	ug/L	1		8260C LL	Total/NA
GRO (1C)	0.042	J	0.050	0.023	mg/L	1		8015D	Total/NA

Client Sample ID: RW-1 — Lab Sample ID: 410-160418-2

Analyte	Result	Qualifier	RL	MDL	Unit	Dil Fac	D	Method	Prep Type
Methyl tertiary butyl ether	0.31	J	0.50	0.080	ug/L	1		8260C LL	Total/NA

Client Sample ID: MW-3 — Lab Sample ID: 410-160418-3

Analyte	Result	Qualifier	RL	MDL	Unit	Dil Fac	D	Method	Prep Type
Methyl tertiary butyl ether	2.3		0.50	0.080	ug/L	1		8260C LL	Total/NA
sec-Butylbenzene	0.36	J	0.50	0.10	ug/L	1		8260C LL	Total/NA
GRO (1C)	0.073		0.050	0.023	mg/L	1		8015D	Total/NA

Client Sample ID: MW-16A — Lab Sample ID: 410-160418-4

Analyte	Result	Qualifier	RL	MDL	Unit	Dil Fac	D	Method	Prep Type
Methyl tertiary butyl ether	0.78		0.50	0.080	ug/L	1		8260C LL	Total/NA
GRO (1C)	0.028	J	0.050	0.023	mg/L	1		8015D	Total/NA

Client Sample ID: MW-16B — Lab Sample ID: 410-160418-5

Analyte	Result	Qualifier	RL	MDL	Unit	Dil Fac	D	Method	Prep Type
Methyl tertiary butyl ether	3.0		0.50	0.080	ug/L	1		8260C LL	Total/NA
di-Isopropyl ether	0.75		0.50	0.10	ug/L	1		8260C LL	Total/NA

Client Sample ID: MW-22 — Lab Sample ID: 410-160418-6

Analyte	Result	Qualifier	RL	MDL	Unit	Dil Fac	D	Method	Prep Type
1,2,4-Trimethylbenzene	1.4		0.50	0.080	ug/L	1		8260C LL	Total/NA
Xylenes, Total	1.2		1.0	0.070	ug/L	1		8260C LL	Total/NA
Tetrachloroethene	0.21	J	0.50	0.20	ug/L	1		8260C LL	Total/NA
Methyl tertiary butyl ether	8.0		0.50	0.080	ug/L	1		8260C LL	Total/NA
Benzene	0.67		0.50	0.10	ug/L	1		8260C LL	Total/NA
Isopropylbenzene	3.8		0.50	0.080	ug/L	1		8260C LL	Total/NA
di-Isopropyl ether	0.11	J	0.50	0.10	ug/L	1		8260C LL	Total/NA
Naphthalene	2.7		0.50	0.080	ug/L	1		8260C LL	Total/NA
n-Butylbenzene	0.36	J	0.50	0.080	ug/L	1		8260C LL	Total/NA
sec-Butylbenzene	4.7		0.50	0.10	ug/L	1		8260C LL	Total/NA
t-Butyl alcohol	48		10	3.0	ug/L	1		8260C LL	Total/NA
GRO (1C)	0.35		0.050	0.023	mg/L	1		8015D	Total/NA
DRO (C10-C28)	300		110	56	ug/L	1		8015D	Total/NA

Client Sample ID: MW-15 — Lab Sample ID: 410-160418-7

Analyte	Result	Qualifier	RL	MDL	Unit	Dil Fac	D	Method	Prep Type
Xylenes, Total	0.17	J	1.0	0.070	ug/L	1		8260C LL	Total/NA

This Detection Summary does not include radiochemical test results.

Client Sample ID: MW-15 (Continued) — Lab Sample ID: 410-160418-7

Analyte	Result	Qualifier	RL	MDL	Unit	Dil Fac	D	Method	Prep Type
Benzene	0.67		0.50	0.10	ug/L	1		8260C LL	Total/NA
di-Isopropyl ether	0.55	cn	0.50	0.10	ug/L	1		8260C LL	Total/NA
Naphthalene	0.23	J	0.50	0.080	ug/L	1		8260C LL	Total/NA
t-Amyl methyl ether	1.4		0.50	0.20	ug/L	1		8260C LL	Total/NA
t-Butyl alcohol	17	cn	10	3.0	ug/L	1		8260C LL	Total/NA
Methyl tertiary butyl ether - DL	42		5.0	0.80	ug/L	10		8260C LL	Total/NA
GRO (1C)	0.071		0.050	0.023	mg/L	1		8015D	Total/NA

Client Sample ID: MW-7A — Lab Sample ID: 410-160418-8

Analyte	Result	Qualifier	RL	MDL	Unit	Dil Fac	D	Method	Prep Type
Methyl tertiary butyl ether	1.2		0.50	0.080	ug/L	1		8260C LL	Total/NA
Chloroform	0.14	J	0.50	0.090	ug/L	1		8260C LL	Total/NA
Naphthalene	0.098	J	0.50	0.080	ug/L	1		8260C LL	Total/NA

Client Sample ID: RW-2 — Lab Sample ID: 410-160418-9

Analyte	Result	Qualifier	RL	MDL	Unit	Dil Fac	D	Method	Prep Type
Methyl tertiary butyl ether	2.1		0.50	0.080	ug/L	1		8260C LL	Total/NA
Chloroform	0.094	J	0.50	0.090	ug/L	1		8260C LL	Total/NA

Client Sample ID: MW-7B — Lab Sample ID: 410-160418-10

Analyte	Result	Qualifier	RL	MDL	Unit	Dil Fac	D	Method	Prep Type
DRO (C10-C28)	120		110	56	ug/L	1		8015D	Total/NA

This Detection Summary does not include radiochemical test results.

Client: Groundwater & Environmental Services Inc
Project/Site: High's Store No 141

Job ID: 410-160418-1

Client Sample ID: MW-14B

Date Collected: 02/07/24 10:45
Date Received: 02/09/24 16:56

Lab Sample ID: 410-160418-1

Matrix: Water

Method: SW846 8260C LL - Volatile Organic Compounds by GC/MS

Analyte	Result	Qualifier	RL	MDL	Unit	D	Prepared	Analyzed	Dil Fac
1,1,1,2-Tetrachloroethane	ND		0.50	0.070	ug/L			02/14/24 01:34	1
cis-1,3-Dichloropropene	ND		0.50	0.10	ug/L			02/14/24 01:34	1
trans-1,3-Dichloropropene	ND		0.50	0.080	ug/L			02/14/24 01:34	1
Ethylbenzene	ND		0.50	0.080	ug/L			02/14/24 01:34	1
Styrene	ND		0.50	0.070	ug/L			02/14/24 01:34	1
1,4-Dichlorobenzene	ND		0.50	0.070	ug/L			02/14/24 01:34	1
1,2-Dibromoethane	ND		0.50	0.080	ug/L			02/14/24 01:34	1
1,1-Dichloropropene	ND		0.50	0.10	ug/L			02/14/24 01:34	1
1,2-Dichloroethane	**0.58**		0.50	0.070	ug/L			02/14/24 01:34	1
1,2,3-Trichlorobenzene	ND		0.50	0.070	ug/L			02/14/24 01:34	1
1,2,3-Trichloropropane	ND		1.0	0.10	ug/L			02/14/24 01:34	1
Toluene	ND		0.50	0.080	ug/L			02/14/24 01:34	1
Chlorobenzene	ND		0.50	0.070	ug/L			02/14/24 01:34	1
1,2,4-Trimethylbenzene	ND		0.50	0.080	ug/L			02/14/24 01:34	1
1,2,4-Trichlorobenzene	ND		0.50	0.070	ug/L			02/14/24 01:34	1
Dibromochloromethane	ND		0.50	0.080	ug/L			02/14/24 01:34	1
Xylenes, Total	ND		1.0	0.070	ug/L			02/14/24 01:34	1
Tetrachloroethene	ND		0.50	0.20	ug/L			02/14/24 01:34	1
cis-1,2-Dichloroethene	ND		0.50	0.080	ug/L			02/14/24 01:34	1
trans-1,2-Dichloroethene	ND		0.50	0.10	ug/L			02/14/24 01:34	1
Methyl tertiary butyl ether	**11**		0.50	0.080	ug/L			02/14/24 01:34	1
1,3,5-Trimethylbenzene	ND		0.50	0.080	ug/L			02/14/24 01:34	1
1,3-Dichlorobenzene	ND		0.50	0.070	ug/L			02/14/24 01:34	1
1,3-Dichloropropane	ND		0.50	0.080	ug/L			02/14/24 01:34	1
Chloroform	ND		0.50	0.090	ug/L			02/14/24 01:34	1
Benzene	**1.2**		0.50	0.10	ug/L			02/14/24 01:34	1
1,1,1-Trichloroethane	ND		0.50	0.080	ug/L			02/14/24 01:34	1
Bromomethane	ND	cn	0.50	0.10	ug/L			02/14/24 01:34	1
Chloromethane	ND		0.50	0.10	ug/L			02/14/24 01:34	1
Chloroethane	ND	cn	0.50	0.10	ug/L			02/14/24 01:34	1
2,2-Dichloropropane	ND		0.50	0.10	ug/L			02/14/24 01:34	1
Vinyl chloride	ND	cn	0.50	0.10	ug/L			02/14/24 01:34	1
Methylene Chloride	ND		0.50	0.20	ug/L			02/14/24 01:34	1
Carbon disulfide	ND		1.0	0.10	ug/L			02/14/24 01:34	1
Bromoform	ND		1.0	0.30	ug/L			02/14/24 01:34	1
Bromodichloromethane	ND		0.50	0.080	ug/L			02/14/24 01:34	1
1,1-Dichloroethane	ND		0.50	0.10	ug/L			02/14/24 01:34	1
2-Chlorotoluene	ND		0.50	0.080	ug/L			02/14/24 01:34	1
1,1-Dichloroethene	ND		0.50	0.10	ug/L			02/14/24 01:34	1
Trichlorofluoromethane	ND	cn	0.50	0.10	ug/L			02/14/24 01:34	1
4-Chlorotoluene	ND		0.50	0.080	ug/L			02/14/24 01:34	1
Dichlorodifluoromethane	ND		0.50	0.10	ug/L			02/14/24 01:34	1
1,2-Dichloropropane	ND		0.50	0.10	ug/L			02/14/24 01:34	1
1,1,2-Trichloroethane	ND		0.50	0.080	ug/L			02/14/24 01:34	1
Acrylonitrile	ND	cn	5.0	0.40	ug/L			02/14/24 01:34	1
Trichloroethene	ND		0.50	0.080	ug/L			02/14/24 01:34	1
1,1,2,2-Tetrachloroethane	ND		0.50	0.10	ug/L			02/14/24 01:34	1
1,2-Dichlorobenzene	ND		0.50	0.070	ug/L			02/14/24 01:34	1
1,2-Dibromo-3-Chloropropane	ND		0.50	0.10	ug/L			02/14/24 01:34	1

Client Sample Results

Client: Groundwater & Environmental Services Inc
Project/Site: High's Store No 141

Job ID: 410-160418-1

Client Sample ID: MW-14B

Date Collected: 02/07/24 10:45
Date Received: 02/09/24 16:56

Lab Sample ID: 410-160418-1

Matrix: Water

Method: SW846 8260C LL - Volatile Organic Compounds by GC/MS (Continued)

Analyte	Result	Qualifier	RL	MDL	Unit	D	Prepared	Analyzed	Dil Fac
Bromobenzene	ND		0.50	0.080	ug/L			02/14/24 01:34	1
Bromochloromethane	ND		0.50	0.080	ug/L			02/14/24 01:34	1
Isopropylbenzene	ND		0.50	0.080	ug/L			02/14/24 01:34	1
Dibromomethane	ND		0.50	0.080	ug/L			02/14/24 01:34	1
di-Isopropyl ether	**0.51**		0.50	0.10	ug/L			02/14/24 01:34	1
Ethyl t-butyl ether	ND		0.50	0.080	ug/L			02/14/24 01:34	1
Hexachlorobutadiene	ND		0.50	0.080	ug/L			02/14/24 01:34	1
Naphthalene	ND		0.50	0.080	ug/L			02/14/24 01:34	1
n-Butylbenzene	ND		0.50	0.080	ug/L			02/14/24 01:34	1
N-Propylbenzene	ND		0.50	0.10	ug/L			02/14/24 01:34	1
p-Isopropyltoluene	ND		0.50	0.080	ug/L			02/14/24 01:34	1
sec-Butylbenzene	**0.33**	**J**	0.50	0.10	ug/L			02/14/24 01:34	1
t-Amyl methyl ether	**0.48**	**J**	0.50	0.20	ug/L			02/14/24 01:34	1
t-Butyl alcohol	**31**		10	3.0	ug/L			02/14/24 01:34	1
tert-Butylbenzene	ND		0.50	0.080	ug/L			02/14/24 01:34	1
trans-1,4-Dichloro-2-butene	ND		5.0	2.0	ug/L			02/14/24 01:34	1

Surrogate	*%Recovery*	*Qualifier*	*Limits*	*Prepared*	*Analyzed*	*Dil Fac*
1,2-Dichloroethane-d4 (Surr)	*104*		*80 - 120*		*02/14/24 01:34*	*1*
Dibromofluoromethane (Surr)	*93*		*80 - 120*		*02/14/24 01:34*	*1*
4-Bromofluorobenzene (Surr)	*98*		*80 - 120*		*02/14/24 01:34*	*1*
Toluene-d8 (Surr)	*99*		*80 - 120*		*02/14/24 01:34*	*1*

Method: SW846 8015D - Gasoline Range Organics (GRO) (GC)

Analyte	Result	Qualifier	RL	MDL	Unit	D	Prepared	Analyzed	Dil Fac
GRO (1C)	**0.042**	**J**	0.050	0.023	mg/L			02/14/24 20:02	1

Surrogate	*%Recovery*	*Qualifier*	*Limits*	*Prepared*	*Analyzed*	*Dil Fac*
a,a,a-Trifluorotoluene (fid) (1C)	*103*		*63 - 135*		*02/14/24 20:02*	*1*

Method: SW846 8015D - Diesel Range Organics (DRO) (GC)

Analyte	Result	Qualifier	RL	MDL	Unit	D	Prepared	Analyzed	Dil Fac
DRO (C10-C28)	ND		110	56	ug/L		02/20/24 09:25	02/20/24 20:56	1

Surrogate	*%Recovery*	*Qualifier*	*Limits*	*Prepared*	*Analyzed*	*Dil Fac*
o- terphenyl (Surr)	*111*		*37 - 153*	*02/20/24 09:25*	*02/20/24 20:56*	*1*

Client Sample Results

Client: Groundwater & Environmental Services Inc
Project/Site: High's Store No 141

Job ID: 410-160418-1

Client Sample ID: RW-1

Date Collected: 02/07/24 11:45
Date Received: 02/09/24 16:56

Lab Sample ID: 410-160418-2

Matrix: Water

Method: SW846 8260C LL - Volatile Organic Compounds by GC/MS

Analyte	Result	Qualifier	RL	MDL	Unit	D	Prepared	Analyzed	Dil Fac
1,1,1,2-Tetrachloroethane	ND		0.50	0.070	ug/L			02/14/24 01:54	1
cis-1,3-Dichloropropene	ND		0.50	0.10	ug/L			02/14/24 01:54	1
trans-1,3-Dichloropropene	ND		0.50	0.080	ug/L			02/14/24 01:54	1
Ethylbenzene	ND		0.50	0.080	ug/L			02/14/24 01:54	1
Styrene	ND		0.50	0.070	ug/L			02/14/24 01:54	1
1,4-Dichlorobenzene	ND		0.50	0.070	ug/L			02/14/24 01:54	1
1,2-Dibromoethane	ND		0.50	0.080	ug/L			02/14/24 01:54	1
1,1-Dichloropropene	ND		0.50	0.10	ug/L			02/14/24 01:54	1
1,2-Dichloroethane	ND		0.50	0.070	ug/L			02/14/24 01:54	1
1,2,3-Trichlorobenzene	ND		0.50	0.070	ug/L			02/14/24 01:54	1
1,2,3-Trichloropropane	ND		1.0	0.10	ug/L			02/14/24 01:54	1
Toluene	ND		0.50	0.080	ug/L			02/14/24 01:54	1
Chlorobenzene	ND		0.50	0.070	ug/L			02/14/24 01:54	1
1,2,4-Trimethylbenzene	ND		0.50	0.080	ug/L			02/14/24 01:54	1
1,2,4-Trichlorobenzene	ND		0.50	0.070	ug/L			02/14/24 01:54	1
Dibromochloromethane	ND		0.50	0.080	ug/L			02/14/24 01:54	1
Xylenes, Total	ND		1.0	0.070	ug/L			02/14/24 01:54	1
Tetrachloroethene	ND		0.50	0.20	ug/L			02/14/24 01:54	1
cis-1,2-Dichloroethene	ND		0.50	0.080	ug/L			02/14/24 01:54	1
trans-1,2-Dichloroethene	ND		0.50	0.10	ug/L			02/14/24 01:54	1
Methyl tertiary butyl ether	**0.31**	**J**	0.50	0.080	ug/L			02/14/24 01:54	1
1,3,5-Trimethylbenzene	ND		0.50	0.080	ug/L			02/14/24 01:54	1
1,3-Dichlorobenzene	ND		0.50	0.070	ug/L			02/14/24 01:54	1
1,3-Dichloropropane	ND		0.50	0.080	ug/L			02/14/24 01:54	1
Chloroform	ND		0.50	0.090	ug/L			02/14/24 01:54	1
Benzene	ND		0.50	0.10	ug/L			02/14/24 01:54	1
1,1,1-Trichloroethane	ND		0.50	0.080	ug/L			02/14/24 01:54	1
Bromomethane	ND	cn	0.50	0.10	ug/L			02/14/24 01:54	1
Chloromethane	ND		0.50	0.10	ug/L			02/14/24 01:54	1
Chloroethane	ND	cn	0.50	0.10	ug/L			02/14/24 01:54	1
2,2-Dichloropropane	ND		0.50	0.10	ug/L			02/14/24 01:54	1
Vinyl chloride	ND	cn	0.50	0.10	ug/L			02/14/24 01:54	1
Methylene Chloride	ND		0.50	0.20	ug/L			02/14/24 01:54	1
Carbon disulfide	ND		1.0	0.10	ug/L			02/14/24 01:54	1
Bromoform	ND		1.0	0.30	ug/L			02/14/24 01:54	1
Bromodichloromethane	ND		0.50	0.080	ug/L			02/14/24 01:54	1
1,1-Dichloroethane	ND		0.50	0.10	ug/L			02/14/24 01:54	1
2-Chlorotoluene	ND		0.50	0.080	ug/L			02/14/24 01:54	1
1,1-Dichloroethene	ND		0.50	0.10	ug/L			02/14/24 01:54	1
Trichlorofluoromethane	ND	cn	0.50	0.10	ug/L			02/14/24 01:54	1
4-Chlorotoluene	ND		0.50	0.080	ug/L			02/14/24 01:54	1
Dichlorodifluoromethane	ND		0.50	0.10	ug/L			02/14/24 01:54	1
1,2-Dichloropropane	ND		0.50	0.10	ug/L			02/14/24 01:54	1
1,1,2-Trichloroethane	ND		0.50	0.080	ug/L			02/14/24 01:54	1
Acrylonitrile	ND	cn	5.0	0.40	ug/L			02/14/24 01:54	1
Trichloroethene	ND		0.50	0.080	ug/L			02/14/24 01:54	1
1,1,2,2-Tetrachloroethane	ND		0.50	0.10	ug/L			02/14/24 01:54	1
1,2-Dichlorobenzene	ND		0.50	0.070	ug/L			02/14/24 01:54	1
1,2-Dibromo-3-Chloropropane	ND		0.50	0.10	ug/L			02/14/24 01:54	1

Client Sample ID: RW-1

Lab Sample ID: 410-160418-2

Date Collected: 02/07/24 11:45

Matrix: Water

Date Received: 02/09/24 16:56

Method: SW846 8260C LL - Volatile Organic Compounds by GC/MS (Continued)

Analyte	Result	Qualifier	RL	MDL	Unit	D	Prepared	Analyzed	Dil Fac
Bromobenzene	ND		0.50	0.080	ug/L			02/14/24 01:54	1
Bromochloromethane	ND		0.50	0.080	ug/L			02/14/24 01:54	1
Isopropylbenzene	ND		0.50	0.080	ug/L			02/14/24 01:54	1
Dibromomethane	ND		0.50	0.080	ug/L			02/14/24 01:54	1
di-Isopropyl ether	ND		0.50	0.10	ug/L			02/14/24 01:54	1
Ethyl t-butyl ether	ND		0.50	0.080	ug/L			02/14/24 01:54	1
Hexachlorobutadiene	ND		0.50	0.080	ug/L			02/14/24 01:54	1
Naphthalene	ND		0.50	0.080	ug/L			02/14/24 01:54	1
n-Butylbenzene	ND		0.50	0.080	ug/L			02/14/24 01:54	1
N-Propylbenzene	ND		0.50	0.10	ug/L			02/14/24 01:54	1
p-Isopropyltoluene	ND		0.50	0.080	ug/L			02/14/24 01:54	1
sec-Butylbenzene	ND		0.50	0.10	ug/L			02/14/24 01:54	1
t-Amyl methyl ether	ND		0.50	0.20	ug/L			02/14/24 01:54	1
t-Butyl alcohol	ND		10	3.0	ug/L			02/14/24 01:54	1
tert-Butylbenzene	ND		0.50	0.080	ug/L			02/14/24 01:54	1
trans-1,4-Dichloro-2-butene	ND		5.0	2.0	ug/L			02/14/24 01:54	1

Surrogate	*%Recovery*	*Qualifier*	*Limits*	*Prepared*	*Analyzed*	*Dil Fac*
1,2-Dichloroethane-d4 (Surr)	*105*		*80 - 120*		*02/14/24 01:54*	*1*
Dibromofluoromethane (Surr)	*94*		*80 - 120*		*02/14/24 01:54*	*1*
4-Bromofluorobenzene (Surr)	*94*		*80 - 120*		*02/14/24 01:54*	*1*
Toluene-d8 (Surr)	*99*		*80 - 120*		*02/14/24 01:54*	*1*

Method: SW846 8015D - Gasoline Range Organics (GRO) (GC)

Analyte	Result	Qualifier	RL	MDL	Unit	D	Prepared	Analyzed	Dil Fac
GRO (1C)	ND		0.050	0.023	mg/L			02/14/24 20:27	1

Surrogate	*%Recovery*	*Qualifier*	*Limits*	*Prepared*	*Analyzed*	*Dil Fac*
a,a,a-Trifluorotoluene (fid) (1C)	*103*		*63 - 135*		*02/14/24 20:27*	*1*

Method: SW846 8015D - Diesel Range Organics (DRO) (GC)

Analyte	Result	Qualifier	RL	MDL	Unit	D	Prepared	Analyzed	Dil Fac
DRO (C10-C28)	ND		110	56	ug/L		02/20/24 09:25	02/20/24 21:20	1

Surrogate	*%Recovery*	*Qualifier*	*Limits*	*Prepared*	*Analyzed*	*Dil Fac*
o- terphenyl (Surr)	*107*		*37 - 153*	*02/20/24 09:25*	*02/20/24 21:20*	*1*

Client: Groundwater & Environmental Services Inc
Project/Site: High's Store No 141

Job ID: 410-160418-1

Client Sample ID: MW-3

Date Collected: 02/07/24 12:45
Date Received: 02/09/24 16:56

Lab Sample ID: 410-160418-3

Matrix: Water

Method: SW846 8260C LL - Volatile Organic Compounds by GC/MS

Analyte	Result	Qualifier	RL	MDL	Unit	D	Prepared	Analyzed	Dil Fac
1,1,1,2-Tetrachloroethane	ND		0.50	0.070	ug/L			02/14/24 02:15	1
cis-1,3-Dichloropropene	ND		0.50	0.10	ug/L			02/14/24 02:15	1
trans-1,3-Dichloropropene	ND		0.50	0.080	ug/L			02/14/24 02:15	1
Ethylbenzene	ND		0.50	0.080	ug/L			02/14/24 02:15	1
Styrene	ND		0.50	0.070	ug/L			02/14/24 02:15	1
1,4-Dichlorobenzene	ND		0.50	0.070	ug/L			02/14/24 02:15	1
1,2-Dibromoethane	ND		0.50	0.080	ug/L			02/14/24 02:15	1
1,1-Dichloropropene	ND		0.50	0.10	ug/L			02/14/24 02:15	1
1,2-Dichloroethane	ND		0.50	0.070	ug/L			02/14/24 02:15	1
1,2,3-Trichlorobenzene	ND		0.50	0.070	ug/L			02/14/24 02:15	1
1,2,3-Trichloropropane	ND		1.0	0.10	ug/L			02/14/24 02:15	1
Toluene	ND		0.50	0.080	ug/L			02/14/24 02:15	1
Chlorobenzene	ND		0.50	0.070	ug/L			02/14/24 02:15	1
1,2,4-Trimethylbenzene	ND		0.50	0.080	ug/L			02/14/24 02:15	1
1,2,4-Trichlorobenzene	ND		0.50	0.070	ug/L			02/14/24 02:15	1
Dibromochloromethane	ND		0.50	0.080	ug/L			02/14/24 02:15	1
Xylenes, Total	ND		1.0	0.070	ug/L			02/14/24 02:15	1
Tetrachloroethene	ND		0.50	0.20	ug/L			02/14/24 02:15	1
cis-1,2-Dichloroethene	ND		0.50	0.080	ug/L			02/14/24 02:15	1
trans-1,2-Dichloroethene	ND		0.50	0.10	ug/L			02/14/24 02:15	1
Methyl tertiary butyl ether	**2.3**		0.50	0.080	ug/L			02/14/24 02:15	1
1,3,5-Trimethylbenzene	ND		0.50	0.080	ug/L			02/14/24 02:15	1
1,3-Dichlorobenzene	ND		0.50	0.070	ug/L			02/14/24 02:15	1
1,3-Dichloropropane	ND		0.50	0.080	ug/L			02/14/24 02:15	1
Chloroform	ND		0.50	0.090	ug/L			02/14/24 02:15	1
Benzene	ND		0.50	0.10	ug/L			02/14/24 02:15	1
1,1,1-Trichloroethane	ND		0.50	0.080	ug/L			02/14/24 02:15	1
Bromomethane	ND	cn	0.50	0.10	ug/L			02/14/24 02:15	1
Chloromethane	ND		0.50	0.10	ug/L			02/14/24 02:15	1
Chloroethane	ND	cn	0.50	0.10	ug/L			02/14/24 02:15	1
2,2-Dichloropropane	ND		0.50	0.10	ug/L			02/14/24 02:15	1
Vinyl chloride	ND	cn	0.50	0.10	ug/L			02/14/24 02:15	1
Methylene Chloride	ND		0.50	0.20	ug/L			02/14/24 02:15	1
Carbon disulfide	ND		1.0	0.10	ug/L			02/14/24 02:15	1
Bromoform	ND		1.0	0.30	ug/L			02/14/24 02:15	1
Bromodichloromethane	ND		0.50	0.080	ug/L			02/14/24 02:15	1
1,1-Dichloroethane	ND		0.50	0.10	ug/L			02/14/24 02:15	1
2-Chlorotoluene	ND		0.50	0.080	ug/L			02/14/24 02:15	1
1,1-Dichloroethene	ND		0.50	0.10	ug/L			02/14/24 02:15	1
Trichlorofluoromethane	ND	cn	0.50	0.10	ug/L			02/14/24 02:15	1
4-Chlorotoluene	ND		0.50	0.080	ug/L			02/14/24 02:15	1
Dichlorodifluoromethane	ND		0.50	0.10	ug/L			02/14/24 02:15	1
1,2-Dichloropropane	ND		0.50	0.10	ug/L			02/14/24 02:15	1
1,1,2-Trichloroethane	ND		0.50	0.080	ug/L			02/14/24 02:15	1
Acrylonitrile	ND	cn	5.0	0.40	ug/L			02/14/24 02:15	1
Trichloroethene	ND		0.50	0.080	ug/L			02/14/24 02:15	1
1,1,2,2-Tetrachloroethane	ND		0.50	0.10	ug/L			02/14/24 02:15	1
1,2-Dichlorobenzene	ND		0.50	0.070	ug/L			02/14/24 02:15	1
1,2-Dibromo-3-Chloropropane	ND		0.50	0.10	ug/L			02/14/24 02:15	1

Client Sample ID: MW-3

Date Collected: 02/07/24 12:45
Date Received: 02/09/24 16:56

Lab Sample ID: 410-160418-3

Matrix: Water

Method: SW846 8260C LL - Volatile Organic Compounds by GC/MS (Continued)

Analyte	Result	Qualifier	RL	MDL	Unit	D	Prepared	Analyzed	Dil Fac
Bromobenzene	ND		0.50	0.080	ug/L			02/14/24 02:15	1
Bromochloromethane	ND		0.50	0.080	ug/L			02/14/24 02:15	1
Isopropylbenzene	ND		0.50	0.080	ug/L			02/14/24 02:15	1
Dibromomethane	ND		0.50	0.080	ug/L			02/14/24 02:15	1
di-Isopropyl ether	ND		0.50	0.10	ug/L			02/14/24 02:15	1
Ethyl t-butyl ether	ND		0.50	0.080	ug/L			02/14/24 02:15	1
Hexachlorobutadiene	ND		0.50	0.080	ug/L			02/14/24 02:15	1
Naphthalene	ND		0.50	0.080	ug/L			02/14/24 02:15	1
n-Butylbenzene	ND		0.50	0.080	ug/L			02/14/24 02:15	1
N-Propylbenzene	ND		0.50	0.10	ug/L			02/14/24 02:15	1
p-Isopropyltoluene	ND		0.50	0.080	ug/L			02/14/24 02:15	1
sec-Butylbenzene	**0.36**	**J**	0.50	0.10	ug/L			02/14/24 02:15	1
t-Amyl methyl ether	ND		0.50	0.20	ug/L			02/14/24 02:15	1
t-Butyl alcohol	ND		10	3.0	ug/L			02/14/24 02:15	1
tert-Butylbenzene	ND		0.50	0.080	ug/L			02/14/24 02:15	1
trans-1,4-Dichloro-2-butene	ND		5.0	2.0	ug/L			02/14/24 02:15	1

Surrogate	*%Recovery*	*Qualifier*	*Limits*	*Prepared*	*Analyzed*	*Dil Fac*
1,2-Dichloroethane-d4 (Surr)	*102*		*80 - 120*		*02/14/24 02:15*	*1*
Dibromofluoromethane (Surr)	*91*		*80 - 120*		*02/14/24 02:15*	*1*
4-Bromofluorobenzene (Surr)	*99*		*80 - 120*		*02/14/24 02:15*	*1*
Toluene-d8 (Surr)	*101*		*80 - 120*		*02/14/24 02:15*	*1*

Method: SW846 8015D - Gasoline Range Organics (GRO) (GC)

Analyte	Result	Qualifier	RL	MDL	Unit	D	Prepared	Analyzed	Dil Fac
GRO (1C)	**0.073**		0.050	0.023	mg/L			02/14/24 20:53	1

Surrogate	*%Recovery*	*Qualifier*	*Limits*	*Prepared*	*Analyzed*	*Dil Fac*
a,a,a-Trifluorotoluene (fid) (1C)	*101*		*63 - 135*		*02/14/24 20:53*	*1*

Method: SW846 8015D - Diesel Range Organics (DRO) (GC)

Analyte	Result	Qualifier	RL	MDL	Unit	D	Prepared	Analyzed	Dil Fac
DRO (C10-C28)	ND		110	56	ug/L		02/20/24 09:25	02/20/24 21:44	1

Surrogate	*%Recovery*	*Qualifier*	*Limits*	*Prepared*	*Analyzed*	*Dil Fac*
o- terphenyl (Surr)	*114*		*37 - 153*	*02/20/24 09:25*	*02/20/24 21:44*	*1*

Client: Groundwater & Environmental Services Inc
Project/Site: High's Store No 141

Job ID: 410-160418-1

Client Sample ID: MW-16A

Date Collected: 02/07/24 13:45
Date Received: 02/09/24 16:56

Lab Sample ID: 410-160418-4

Matrix: Water

Method: SW846 8260C LL - Volatile Organic Compounds by GC/MS

Analyte	Result	Qualifier	RL	MDL	Unit	D	Prepared	Analyzed	Dil Fac
1,1,1,2-Tetrachloroethane	ND		0.50	0.070	ug/L			02/14/24 02:36	1
cis-1,3-Dichloropropene	ND		0.50	0.10	ug/L			02/14/24 02:36	1
trans-1,3-Dichloropropene	ND		0.50	0.080	ug/L			02/14/24 02:36	1
Ethylbenzene	ND		0.50	0.080	ug/L			02/14/24 02:36	1
Styrene	ND		0.50	0.070	ug/L			02/14/24 02:36	1
1,4-Dichlorobenzene	ND		0.50	0.070	ug/L			02/14/24 02:36	1
1,2-Dibromoethane	ND		0.50	0.080	ug/L			02/14/24 02:36	1
1,1-Dichloropropene	ND		0.50	0.10	ug/L			02/14/24 02:36	1
1,2-Dichloroethane	ND		0.50	0.070	ug/L			02/14/24 02:36	1
1,2,3-Trichlorobenzene	ND		0.50	0.070	ug/L			02/14/24 02:36	1
1,2,3-Trichloropropane	ND		1.0	0.10	ug/L			02/14/24 02:36	1
Toluene	ND		0.50	0.080	ug/L			02/14/24 02:36	1
Chlorobenzene	ND		0.50	0.070	ug/L			02/14/24 02:36	1
1,2,4-Trimethylbenzene	ND		0.50	0.080	ug/L			02/14/24 02:36	1
1,2,4-Trichlorobenzene	ND		0.50	0.070	ug/L			02/14/24 02:36	1
Dibromochloromethane	ND		0.50	0.080	ug/L			02/14/24 02:36	1
Xylenes, Total	ND		1.0	0.070	ug/L			02/14/24 02:36	1
Tetrachloroethene	ND		0.50	0.20	ug/L			02/14/24 02:36	1
cis-1,2-Dichloroethene	ND		0.50	0.080	ug/L			02/14/24 02:36	1
trans-1,2-Dichloroethene	ND		0.50	0.10	ug/L			02/14/24 02:36	1
Methyl tertiary butyl ether	**0.78**		0.50	0.080	ug/L			02/14/24 02:36	1
1,3,5-Trimethylbenzene	ND		0.50	0.080	ug/L			02/14/24 02:36	1
1,3-Dichlorobenzene	ND		0.50	0.070	ug/L			02/14/24 02:36	1
1,3-Dichloropropane	ND		0.50	0.080	ug/L			02/14/24 02:36	1
Chloroform	ND		0.50	0.090	ug/L			02/14/24 02:36	1
Benzene	ND		0.50	0.10	ug/L			02/14/24 02:36	1
1,1,1-Trichloroethane	ND		0.50	0.080	ug/L			02/14/24 02:36	1
Bromomethane	ND	cn	0.50	0.10	ug/L			02/14/24 02:36	1
Chloromethane	ND		0.50	0.10	ug/L			02/14/24 02:36	1
Chloroethane	ND	cn	0.50	0.10	ug/L			02/14/24 02:36	1
2,2-Dichloropropane	ND		0.50	0.10	ug/L			02/14/24 02:36	1
Vinyl chloride	ND	cn	0.50	0.10	ug/L			02/14/24 02:36	1
Methylene Chloride	ND		0.50	0.20	ug/L			02/14/24 02:36	1
Carbon disulfide	ND		1.0	0.10	ug/L			02/14/24 02:36	1
Bromoform	ND		1.0	0.30	ug/L			02/14/24 02:36	1
Bromodichloromethane	ND		0.50	0.080	ug/L			02/14/24 02:36	1
1,1-Dichloroethane	ND		0.50	0.10	ug/L			02/14/24 02:36	1
2-Chlorotoluene	ND		0.50	0.080	ug/L			02/14/24 02:36	1
1,1-Dichloroethene	ND		0.50	0.10	ug/L			02/14/24 02:36	1
Trichlorofluoromethane	ND	cn	0.50	0.10	ug/L			02/14/24 02:36	1
4-Chlorotoluene	ND		0.50	0.080	ug/L			02/14/24 02:36	1
Dichlorodifluoromethane	ND		0.50	0.10	ug/L			02/14/24 02:36	1
1,2-Dichloropropane	ND		0.50	0.10	ug/L			02/14/24 02:36	1
1,1,2-Trichloroethane	ND		0.50	0.080	ug/L			02/14/24 02:36	1
Acrylonitrile	ND	cn	5.0	0.40	ug/L			02/14/24 02:36	1
Trichloroethene	ND		0.50	0.080	ug/L			02/14/24 02:36	1
1,1,2,2-Tetrachloroethane	ND		0.50	0.10	ug/L			02/14/24 02:36	1
1,2-Dichlorobenzene	ND		0.50	0.070	ug/L			02/14/24 02:36	1
1,2-Dibromo-3-Chloropropane	ND		0.50	0.10	ug/L			02/14/24 02:36	1

Client Sample ID: MW-16A

Lab Sample ID: 410-160418-4

Date Collected: 02/07/24 13:45

Matrix: Water

Date Received: 02/09/24 16:56

Method: SW846 8260C LL - Volatile Organic Compounds by GC/MS (Continued)

Analyte	Result	Qualifier	RL	MDL	Unit	D	Prepared	Analyzed	Dil Fac
Bromobenzene	ND		0.50	0.080	ug/L			02/14/24 02:36	1
Bromochloromethane	ND		0.50	0.080	ug/L			02/14/24 02:36	1
Isopropylbenzene	ND		0.50	0.080	ug/L			02/14/24 02:36	1
Dibromomethane	ND		0.50	0.080	ug/L			02/14/24 02:36	1
di-Isopropyl ether	ND		0.50	0.10	ug/L			02/14/24 02:36	1
Ethyl t-butyl ether	ND		0.50	0.080	ug/L			02/14/24 02:36	1
Hexachlorobutadiene	ND		0.50	0.080	ug/L			02/14/24 02:36	1
Naphthalene	ND		0.50	0.080	ug/L			02/14/24 02:36	1
n-Butylbenzene	ND		0.50	0.080	ug/L			02/14/24 02:36	1
N-Propylbenzene	ND		0.50	0.10	ug/L			02/14/24 02:36	1
p-Isopropyltoluene	ND		0.50	0.080	ug/L			02/14/24 02:36	1
sec-Butylbenzene	ND		0.50	0.10	ug/L			02/14/24 02:36	1
t-Amyl methyl ether	ND		0.50	0.20	ug/L			02/14/24 02:36	1
t-Butyl alcohol	ND		10	3.0	ug/L			02/14/24 02:36	1
tert-Butylbenzene	ND		0.50	0.080	ug/L			02/14/24 02:36	1
trans-1,4-Dichloro-2-butene	ND		5.0	2.0	ug/L			02/14/24 02:36	1

Surrogate	*%Recovery*	*Qualifier*	*Limits*	*Prepared*	*Analyzed*	*Dil Fac*
1,2-Dichloroethane-d4 (Surr)	*106*		*80 - 120*		*02/14/24 02:36*	*1*
Dibromofluoromethane (Surr)	*95*		*80 - 120*		*02/14/24 02:36*	*1*
4-Bromofluorobenzene (Surr)	*94*		*80 - 120*		*02/14/24 02:36*	*1*
Toluene-d8 (Surr)	*99*		*80 - 120*		*02/14/24 02:36*	*1*

Method: SW846 8015D - Gasoline Range Organics (GRO) (GC)

Analyte	Result	Qualifier	RL	MDL	Unit	D	Prepared	Analyzed	Dil Fac
GRO (1C)	**0.028**	**J**	0.050	0.023	mg/L			02/14/24 21:18	1

Surrogate	*%Recovery*	*Qualifier*	*Limits*	*Prepared*	*Analyzed*	*Dil Fac*
a,a,a-Trifluorotoluene (fid) (1C)	*104*		*63 - 135*		*02/14/24 21:18*	*1*

Method: SW846 8015D - Diesel Range Organics (DRO) (GC)

Analyte	Result	Qualifier	RL	MDL	Unit	D	Prepared	Analyzed	Dil Fac
DRO (C10-C28)	ND		100	56	ug/L		02/20/24 09:25	02/20/24 22:08	1

Surrogate	*%Recovery*	*Qualifier*	*Limits*	*Prepared*	*Analyzed*	*Dil Fac*
o- terphenyl (Surr)	*110*		*37 - 153*	*02/20/24 09:25*	*02/20/24 22:08*	*1*

Client: Groundwater & Environmental Services Inc
Project/Site: High's Store No 141

Job ID: 410-160418-1

Client Sample ID: MW-16B

Date Collected: 02/07/24 14:45
Date Received: 02/09/24 16:56

Lab Sample ID: 410-160418-5

Matrix: Water

Method: SW846 8260C LL - Volatile Organic Compounds by GC/MS

Analyte	Result	Qualifier	RL	MDL	Unit	D	Prepared	Analyzed	Dil Fac
1,1,1,2-Tetrachloroethane	ND		0.50	0.070	ug/L			02/14/24 02:57	1
cis-1,3-Dichloropropene	ND		0.50	0.10	ug/L			02/14/24 02:57	1
trans-1,3-Dichloropropene	ND		0.50	0.080	ug/L			02/14/24 02:57	1
Ethylbenzene	ND		0.50	0.080	ug/L			02/14/24 02:57	1
Styrene	ND		0.50	0.070	ug/L			02/14/24 02:57	1
1,4-Dichlorobenzene	ND		0.50	0.070	ug/L			02/14/24 02:57	1
1,2-Dibromoethane	ND		0.50	0.080	ug/L			02/14/24 02:57	1
1,1-Dichloropropene	ND		0.50	0.10	ug/L			02/14/24 02:57	1
1,2-Dichloroethane	ND		0.50	0.070	ug/L			02/14/24 02:57	1
1,2,3-Trichlorobenzene	ND		0.50	0.070	ug/L			02/14/24 02:57	1
1,2,3-Trichloropropane	ND		1.0	0.10	ug/L			02/14/24 02:57	1
Toluene	ND		0.50	0.080	ug/L			02/14/24 02:57	1
Chlorobenzene	ND		0.50	0.070	ug/L			02/14/24 02:57	1
1,2,4-Trimethylbenzene	ND		0.50	0.080	ug/L			02/14/24 02:57	1
1,2,4-Trichlorobenzene	ND		0.50	0.070	ug/L			02/14/24 02:57	1
Dibromochloromethane	ND		0.50	0.080	ug/L			02/14/24 02:57	1
Xylenes, Total	ND		1.0	0.070	ug/L			02/14/24 02:57	1
Tetrachloroethene	ND		0.50	0.20	ug/L			02/14/24 02:57	1
cis-1,2-Dichloroethene	ND		0.50	0.080	ug/L			02/14/24 02:57	1
trans-1,2-Dichloroethene	ND		0.50	0.10	ug/L			02/14/24 02:57	1
Methyl tertiary butyl ether	**3.0**		0.50	0.080	ug/L			02/14/24 02:57	1
1,3,5-Trimethylbenzene	ND		0.50	0.080	ug/L			02/14/24 02:57	1
1,3-Dichlorobenzene	ND		0.50	0.070	ug/L			02/14/24 02:57	1
1,3-Dichloropropane	ND		0.50	0.080	ug/L			02/14/24 02:57	1
Chloroform	ND		0.50	0.090	ug/L			02/14/24 02:57	1
Benzene	ND		0.50	0.10	ug/L			02/14/24 02:57	1
1,1,1-Trichloroethane	ND		0.50	0.080	ug/L			02/14/24 02:57	1
Bromomethane	ND	cn	0.50	0.10	ug/L			02/14/24 02:57	1
Chloromethane	ND		0.50	0.10	ug/L			02/14/24 02:57	1
Chloroethane	ND	cn	0.50	0.10	ug/L			02/14/24 02:57	1
2,2-Dichloropropane	ND		0.50	0.10	ug/L			02/14/24 02:57	1
Vinyl chloride	ND	cn	0.50	0.10	ug/L			02/14/24 02:57	1
Methylene Chloride	ND		0.50	0.20	ug/L			02/14/24 02:57	1
Carbon disulfide	ND		1.0	0.10	ug/L			02/14/24 02:57	1
Bromoform	ND		1.0	0.30	ug/L			02/14/24 02:57	1
Bromodichloromethane	ND		0.50	0.080	ug/L			02/14/24 02:57	1
1,1-Dichloroethane	ND		0.50	0.10	ug/L			02/14/24 02:57	1
2-Chlorotoluene	ND		0.50	0.080	ug/L			02/14/24 02:57	1
1,1-Dichloroethene	ND		0.50	0.10	ug/L			02/14/24 02:57	1
Trichlorofluoromethane	ND	cn	0.50	0.10	ug/L			02/14/24 02:57	1
4-Chlorotoluene	ND		0.50	0.080	ug/L			02/14/24 02:57	1
Dichlorodifluoromethane	ND		0.50	0.10	ug/L			02/14/24 02:57	1
1,2-Dichloropropane	ND		0.50	0.10	ug/L			02/14/24 02:57	1
1,1,2-Trichloroethane	ND		0.50	0.080	ug/L			02/14/24 02:57	1
Acrylonitrile	ND	cn	5.0	0.40	ug/L			02/14/24 02:57	1
Trichloroethene	ND		0.50	0.080	ug/L			02/14/24 02:57	1
1,1,2,2-Tetrachloroethane	ND		0.50	0.10	ug/L			02/14/24 02:57	1
1,2-Dichlorobenzene	ND		0.50	0.070	ug/L			02/14/24 02:57	1
1,2-Dibromo-3-Chloropropane	ND		0.50	0.10	ug/L			02/14/24 02:57	1

Client Sample ID: MW-16B

Lab Sample ID: 410-160418-5

Date Collected: 02/07/24 14:45

Matrix: Water

Date Received: 02/09/24 16:56

Method: SW846 8260C LL - Volatile Organic Compounds by GC/MS (Continued)

Analyte	Result	Qualifier	RL	MDL	Unit	D	Prepared	Analyzed	Dil Fac
Bromobenzene	ND		0.50	0.080	ug/L			02/14/24 02:57	1
Bromochloromethane	ND		0.50	0.080	ug/L			02/14/24 02:57	1
Isopropylbenzene	ND		0.50	0.080	ug/L			02/14/24 02:57	1
Dibromomethane	ND		0.50	0.080	ug/L			02/14/24 02:57	1
di-Isopropyl ether	**0.75**		0.50	0.10	ug/L			02/14/24 02:57	1
Ethyl t-butyl ether	ND		0.50	0.080	ug/L			02/14/24 02:57	1
Hexachlorobutadiene	ND		0.50	0.080	ug/L			02/14/24 02:57	1
Naphthalene	ND		0.50	0.080	ug/L			02/14/24 02:57	1
n-Butylbenzene	ND		0.50	0.080	ug/L			02/14/24 02:57	1
N-Propylbenzene	ND		0.50	0.10	ug/L			02/14/24 02:57	1
p-Isopropyltoluene	ND		0.50	0.080	ug/L			02/14/24 02:57	1
sec-Butylbenzene	ND		0.50	0.10	ug/L			02/14/24 02:57	1
t-Amyl methyl ether	ND		0.50	0.20	ug/L			02/14/24 02:57	1
t-Butyl alcohol	ND		10	3.0	ug/L			02/14/24 02:57	1
tert-Butylbenzene	ND		0.50	0.080	ug/L			02/14/24 02:57	1
trans-1,4-Dichloro-2-butene	ND		5.0	2.0	ug/L			02/14/24 02:57	1

Surrogate	*%Recovery*	*Qualifier*	*Limits*	*Prepared*	*Analyzed*	*Dil Fac*
1,2-Dichloroethane-d4 (Surr)	*105*		*80 - 120*		*02/14/24 02:57*	*1*
Dibromofluoromethane (Surr)	*94*		*80 - 120*		*02/14/24 02:57*	*1*
4-Bromofluorobenzene (Surr)	*95*		*80 - 120*		*02/14/24 02:57*	*1*
Toluene-d8 (Surr)	*98*		*80 - 120*		*02/14/24 02:57*	*1*

Method: SW846 8015D - Gasoline Range Organics (GRO) (GC)

Analyte	Result	Qualifier	RL	MDL	Unit	D	Prepared	Analyzed	Dil Fac
GRO (1C)	ND		0.050	0.023	mg/L			02/14/24 21:43	1

Surrogate	*%Recovery*	*Qualifier*	*Limits*	*Prepared*	*Analyzed*	*Dil Fac*
a,a,a-Trifluorotoluene (fid) (1C)	*104*		*63 - 135*		*02/14/24 21:43*	*1*

Method: SW846 8015D - Diesel Range Organics (DRO) (GC)

Analyte	Result	Qualifier	RL	MDL	Unit	D	Prepared	Analyzed	Dil Fac
DRO (C10-C28)	ND		110	56	ug/L		02/20/24 09:25	02/20/24 22:33	1

Surrogate	*%Recovery*	*Qualifier*	*Limits*	*Prepared*	*Analyzed*	*Dil Fac*
o- terphenyl (Surr)	*114*		*37 - 153*	*02/20/24 09:25*	*02/20/24 22:33*	*1*

Client: Groundwater & Environmental Services Inc
Project/Site: High's Store No 141

Job ID: 410-160418-1

Client Sample ID: MW-22

Date Collected: 02/08/24 09:10
Date Received: 02/09/24 16:56

Lab Sample ID: 410-160418-6

Matrix: Water

Method: SW846 8260C LL - Volatile Organic Compounds by GC/MS

Analyte	Result	Qualifier	RL	MDL	Unit	D	Prepared	Analyzed	Dil Fac
1,1,1,2-Tetrachloroethane	ND		0.50	0.070	ug/L			02/14/24 04:00	1
cis-1,3-Dichloropropene	ND		0.50	0.10	ug/L			02/14/24 04:00	1
trans-1,3-Dichloropropene	ND		0.50	0.080	ug/L			02/14/24 04:00	1
Ethylbenzene	ND		0.50	0.080	ug/L			02/14/24 04:00	1
Styrene	ND		0.50	0.070	ug/L			02/14/24 04:00	1
1,4-Dichlorobenzene	ND		0.50	0.070	ug/L			02/14/24 04:00	1
1,2-Dibromoethane	ND		0.50	0.080	ug/L			02/14/24 04:00	1
1,1-Dichloropropene	ND		0.50	0.10	ug/L			02/14/24 04:00	1
1,2-Dichloroethane	ND		0.50	0.070	ug/L			02/14/24 04:00	1
1,2,3-Trichlorobenzene	ND		0.50	0.070	ug/L			02/14/24 04:00	1
1,2,3-Trichloropropane	ND		1.0	0.10	ug/L			02/14/24 04:00	1
Toluene	ND		0.50	0.080	ug/L			02/14/24 04:00	1
Chlorobenzene	ND		0.50	0.070	ug/L			02/14/24 04:00	1
1,2,4-Trimethylbenzene	**1.4**		0.50	0.080	ug/L			02/14/24 04:00	1
1,2,4-Trichlorobenzene	ND		0.50	0.070	ug/L			02/14/24 04:00	1
Dibromochloromethane	ND		0.50	0.080	ug/L			02/14/24 04:00	1
Xylenes, Total	**1.2**		1.0	0.070	ug/L			02/14/24 04:00	1
Tetrachloroethene	**0.21**	**J**	0.50	0.20	ug/L			02/14/24 04:00	1
cis-1,2-Dichloroethene	ND		0.50	0.080	ug/L			02/14/24 04:00	1
trans-1,2-Dichloroethene	ND		0.50	0.10	ug/L			02/14/24 04:00	1
Methyl tertiary butyl ether	**8.0**		0.50	0.080	ug/L			02/14/24 04:00	1
1,3,5-Trimethylbenzene	ND		0.50	0.080	ug/L			02/14/24 04:00	1
1,3-Dichlorobenzene	ND		0.50	0.070	ug/L			02/14/24 04:00	1
1,3-Dichloropropane	ND		0.50	0.080	ug/L			02/14/24 04:00	1
Chloroform	ND		0.50	0.090	ug/L			02/14/24 04:00	1
Benzene	**0.67**		0.50	0.10	ug/L			02/14/24 04:00	1
1,1,1-Trichloroethane	ND		0.50	0.080	ug/L			02/14/24 04:00	1
Bromomethane	ND	cn	0.50	0.10	ug/L			02/14/24 04:00	1
Chloromethane	ND		0.50	0.10	ug/L			02/14/24 04:00	1
Chloroethane	ND	cn	0.50	0.10	ug/L			02/14/24 04:00	1
2,2-Dichloropropane	ND		0.50	0.10	ug/L			02/14/24 04:00	1
Vinyl chloride	ND	cn	0.50	0.10	ug/L			02/14/24 04:00	1
Methylene Chloride	ND		0.50	0.20	ug/L			02/14/24 04:00	1
Carbon disulfide	ND		1.0	0.10	ug/L			02/14/24 04:00	1
Bromoform	ND		1.0	0.30	ug/L			02/14/24 04:00	1
Bromodichloromethane	ND		0.50	0.080	ug/L			02/14/24 04:00	1
1,1-Dichloroethane	ND		0.50	0.10	ug/L			02/14/24 04:00	1
2-Chlorotoluene	ND		0.50	0.080	ug/L			02/14/24 04:00	1
1,1-Dichloroethene	ND		0.50	0.10	ug/L			02/14/24 04:00	1
Trichlorofluoromethane	ND	cn	0.50	0.10	ug/L			02/14/24 04:00	1
4-Chlorotoluene	ND		0.50	0.080	ug/L			02/14/24 04:00	1
Dichlorodifluoromethane	ND		0.50	0.10	ug/L			02/14/24 04:00	1
1,2-Dichloropropane	ND		0.50	0.10	ug/L			02/14/24 04:00	1
1,1,2-Trichloroethane	ND		0.50	0.080	ug/L			02/14/24 04:00	1
Acrylonitrile	ND	cn	5.0	0.40	ug/L			02/14/24 04:00	1
Trichloroethene	ND		0.50	0.080	ug/L			02/14/24 04:00	1
1,1,2,2-Tetrachloroethane	ND		0.50	0.10	ug/L			02/14/24 04:00	1
1,2-Dichlorobenzene	ND		0.50	0.070	ug/L			02/14/24 04:00	1
1,2-Dibromo-3-Chloropropane	ND		0.50	0.10	ug/L			02/14/24 04:00	1

Client Sample Results

Client: Groundwater & Environmental Services Inc
Project/Site: High's Store No 141

Job ID: 410-160418-1

Client Sample ID: MW-22

Date Collected: 02/08/24 09:10
Date Received: 02/09/24 16:56

Lab Sample ID: 410-160418-6

Matrix: Water

Method: SW846 8260C LL - Volatile Organic Compounds by GC/MS (Continued)

Analyte	Result	Qualifier	RL	MDL	Unit	D	Prepared	Analyzed	Dil Fac
Bromobenzene	ND		0.50	0.080	ug/L			02/14/24 04:00	1
Bromochloromethane	ND		0.50	0.080	ug/L			02/14/24 04:00	1
Isopropylbenzene	**3.8**		0.50	0.080	ug/L			02/14/24 04:00	1
Dibromomethane	ND		0.50	0.080	ug/L			02/14/24 04:00	1
di-Isopropyl ether	**0.11**	**J**	0.50	0.10	ug/L			02/14/24 04:00	1
Ethyl t-butyl ether	ND		0.50	0.080	ug/L			02/14/24 04:00	1
Hexachlorobutadiene	ND		0.50	0.080	ug/L			02/14/24 04:00	1
Naphthalene	**2.7**		0.50	0.080	ug/L			02/14/24 04:00	1
n-Butylbenzene	**0.36**	**J**	0.50	0.080	ug/L			02/14/24 04:00	1
N-Propylbenzene	ND		0.50	0.10	ug/L			02/14/24 04:00	1
p-Isopropyltoluene	ND		0.50	0.080	ug/L			02/14/24 04:00	1
sec-Butylbenzene	**4.7**		0.50	0.10	ug/L			02/14/24 04:00	1
t-Amyl methyl ether	ND		0.50	0.20	ug/L			02/14/24 04:00	1
t-Butyl alcohol	**48**		10	3.0	ug/L			02/14/24 04:00	1
tert-Butylbenzene	ND		0.50	0.080	ug/L			02/14/24 04:00	1
trans-1,4-Dichloro-2-butene	ND		5.0	2.0	ug/L			02/14/24 04:00	1

Surrogate	*%Recovery*	*Qualifier*	*Limits*	*Prepared*	*Analyzed*	*Dil Fac*
1,2-Dichloroethane-d4 (Surr)	*99*		*80 - 120*		*02/14/24 04:00*	*1*
Dibromofluoromethane (Surr)	*90*		*80 - 120*		*02/14/24 04:00*	*1*
4-Bromofluorobenzene (Surr)	*100*		*80 - 120*		*02/14/24 04:00*	*1*
Toluene-d8 (Surr)	*101*		*80 - 120*		*02/14/24 04:00*	*1*

Method: SW846 8015D - Gasoline Range Organics (GRO) (GC)

Analyte	Result	Qualifier	RL	MDL	Unit	D	Prepared	Analyzed	Dil Fac
GRO (1C)	**0.35**		0.050	0.023	mg/L			02/16/24 15:25	1

Surrogate	*%Recovery*	*Qualifier*	*Limits*	*Prepared*	*Analyzed*	*Dil Fac*
a,a,a-Trifluorotoluene (fid) (1C)	*103*		*63 - 135*		*02/16/24 15:25*	*1*

Method: SW846 8015D - Diesel Range Organics (DRO) (GC)

Analyte	Result	Qualifier	RL	MDL	Unit	D	Prepared	Analyzed	Dil Fac
DRO (C10-C28)	**300**		110	56	ug/L		02/20/24 09:25	02/20/24 22:57	1

Surrogate	*%Recovery*	*Qualifier*	*Limits*	*Prepared*	*Analyzed*	*Dil Fac*
o- terphenyl (Surr)	*105*		*37 - 153*	*02/20/24 09:25*	*02/20/24 22:57*	*1*

Client: Groundwater & Environmental Services Inc
Project/Site: High's Store No 141

Job ID: 410-160418-1

Client Sample ID: MW-15

Date Collected: 02/08/24 10:05
Date Received: 02/09/24 16:56

Lab Sample ID: 410-160418-7

Matrix: Water

Method: SW846 8260C LL - Volatile Organic Compounds by GC/MS

Analyte	Result	Qualifier	RL	MDL	Unit	D	Prepared	Analyzed	Dil Fac
1,1,1,2-Tetrachloroethane	ND	cn	0.50	0.070	ug/L			02/15/24 01:58	1
cis-1,3-Dichloropropene	ND		0.50	0.10	ug/L			02/15/24 01:58	1
trans-1,3-Dichloropropene	ND		0.50	0.080	ug/L			02/15/24 01:58	1
Ethylbenzene	ND		0.50	0.080	ug/L			02/15/24 01:58	1
Styrene	ND		0.50	0.070	ug/L			02/15/24 01:58	1
1,4-Dichlorobenzene	ND		0.50	0.070	ug/L			02/15/24 01:58	1
1,2-Dibromoethane	ND		0.50	0.080	ug/L			02/15/24 01:58	1
1,1-Dichloropropene	ND		0.50	0.10	ug/L			02/15/24 01:58	1
1,2-Dichloroethane	ND		0.50	0.070	ug/L			02/15/24 01:58	1
1,2,3-Trichlorobenzene	ND		0.50	0.070	ug/L			02/15/24 01:58	1
1,2,3-Trichloropropane	ND		1.0	0.10	ug/L			02/15/24 01:58	1
Toluene	ND		0.50	0.080	ug/L			02/15/24 01:58	1
Chlorobenzene	ND		0.50	0.070	ug/L			02/15/24 01:58	1
1,2,4-Trimethylbenzene	ND		0.50	0.080	ug/L			02/15/24 01:58	1
1,2,4-Trichlorobenzene	ND		0.50	0.070	ug/L			02/15/24 01:58	1
Dibromochloromethane	ND		0.50	0.080	ug/L			02/15/24 01:58	1
Xylenes, Total	**0.17**	**J**	1.0	0.070	ug/L			02/15/24 01:58	1
Tetrachloroethene	ND		0.50	0.20	ug/L			02/15/24 01:58	1
cis-1,2-Dichloroethene	ND		0.50	0.080	ug/L			02/15/24 01:58	1
trans-1,2-Dichloroethene	ND		0.50	0.10	ug/L			02/15/24 01:58	1
1,3,5-Trimethylbenzene	ND		0.50	0.080	ug/L			02/15/24 01:58	1
1,3-Dichlorobenzene	ND		0.50	0.070	ug/L			02/15/24 01:58	1
1,3-Dichloropropane	ND		0.50	0.080	ug/L			02/15/24 01:58	1
Chloroform	ND		0.50	0.090	ug/L			02/15/24 01:58	1
Benzene	**0.67**		0.50	0.10	ug/L			02/15/24 01:58	1
1,1,1-Trichloroethane	ND		0.50	0.080	ug/L			02/15/24 01:58	1
Bromomethane	ND		0.50	0.10	ug/L			02/15/24 01:58	1
Chloromethane	ND		0.50	0.10	ug/L			02/15/24 01:58	1
Chloroethane	ND		0.50	0.10	ug/L			02/15/24 01:58	1
2,2-Dichloropropane	ND		0.50	0.10	ug/L			02/15/24 01:58	1
Vinyl chloride	ND		0.50	0.10	ug/L			02/15/24 01:58	1
Methylene Chloride	ND		0.50	0.20	ug/L			02/15/24 01:58	1
Carbon disulfide	ND		1.0	0.10	ug/L			02/15/24 01:58	1
Bromoform	ND		1.0	0.30	ug/L			02/15/24 01:58	1
Bromodichloromethane	ND		0.50	0.080	ug/L			02/15/24 01:58	1
1,1-Dichloroethane	ND		0.50	0.10	ug/L			02/15/24 01:58	1
2-Chlorotoluene	ND		0.50	0.080	ug/L			02/15/24 01:58	1
1,1-Dichloroethene	ND		0.50	0.10	ug/L			02/15/24 01:58	1
Trichlorofluoromethane	ND		0.50	0.10	ug/L			02/15/24 01:58	1
4-Chlorotoluene	ND		0.50	0.080	ug/L			02/15/24 01:58	1
Dichlorodifluoromethane	ND		0.50	0.10	ug/L			02/15/24 01:58	1
1,2-Dichloropropane	ND	*+	0.50	0.10	ug/L			02/15/24 01:58	1
1,1,2-Trichloroethane	ND		0.50	0.080	ug/L			02/15/24 01:58	1
Acrylonitrile	ND	cn	5.0	0.40	ug/L			02/15/24 01:58	1
Trichloroethene	ND		0.50	0.080	ug/L			02/15/24 01:58	1
1,1,2,2-Tetrachloroethane	ND		0.50	0.10	ug/L			02/15/24 01:58	1
1,2-Dichlorobenzene	ND		0.50	0.070	ug/L			02/15/24 01:58	1
1,2-Dibromo-3-Chloropropane	ND		0.50	0.10	ug/L			02/15/24 01:58	1
Bromobenzene	ND		0.50	0.080	ug/L			02/15/24 01:58	1

Client Sample ID: MW-15

Date Collected: 02/08/24 10:05
Date Received: 02/09/24 16:56

Lab Sample ID: 410-160418-7

Matrix: Water

Method: SW846 8260C LL - Volatile Organic Compounds by GC/MS (Continued)

Analyte	Result	Qualifier	RL	MDL	Unit	D	Prepared	Analyzed	Dil Fac
Bromochloromethane	ND		0.50	0.080	ug/L			02/15/24 01:58	1
Isopropylbenzene	ND		0.50	0.080	ug/L			02/15/24 01:58	1
Dibromomethane	ND		0.50	0.080	ug/L			02/15/24 01:58	1
di-Isopropyl ether	**0.55**	**cn**	0.50	0.10	ug/L			02/15/24 01:58	1
Ethyl t-butyl ether	ND		0.50	0.080	ug/L			02/15/24 01:58	1
Hexachlorobutadiene	ND		0.50	0.080	ug/L			02/15/24 01:58	1
Naphthalene	**0.23**	**J**	0.50	0.080	ug/L			02/15/24 01:58	1
n-Butylbenzene	ND		0.50	0.080	ug/L			02/15/24 01:58	1
N-Propylbenzene	ND		0.50	0.10	ug/L			02/15/24 01:58	1
p-Isopropyltoluene	ND		0.50	0.080	ug/L			02/15/24 01:58	1
sec-Butylbenzene	ND		0.50	0.10	ug/L			02/15/24 01:58	1
t-Amyl methyl ether	**1.4**		0.50	0.20	ug/L			02/15/24 01:58	1
t-Butyl alcohol	**17**	**cn**	10	3.0	ug/L			02/15/24 01:58	1
tert-Butylbenzene	ND		0.50	0.080	ug/L			02/15/24 01:58	1
trans-1,4-Dichloro-2-butene	ND		5.0	2.0	ug/L			02/15/24 01:58	1

Surrogate	*%Recovery*	*Qualifier*	*Limits*	*Prepared*	*Analyzed*	*Dil Fac*
1,2-Dichloroethane-d4 (Surr)	*99*		*80 - 120*		*02/15/24 01:58*	*1*
Dibromofluoromethane (Surr)	*91*		*80 - 120*		*02/15/24 01:58*	*1*
4-Bromofluorobenzene (Surr)	*98*		*80 - 120*		*02/15/24 01:58*	*1*
Toluene-d8 (Surr)	*104*		*80 - 120*		*02/15/24 01:58*	*1*

Method: SW846 8260C LL - Volatile Organic Compounds by GC/MS - DL

Analyte	Result	Qualifier	RL	MDL	Unit	D	Prepared	Analyzed	Dil Fac
Methyl tertiary butyl ether	**42**		5.0	0.80	ug/L			02/15/24 21:41	10

Surrogate	*%Recovery*	*Qualifier*	*Limits*	*Prepared*	*Analyzed*	*Dil Fac*
1,2-Dichloroethane-d4 (Surr)	*113*		*80 - 120*		*02/15/24 21:41*	*10*
Dibromofluoromethane (Surr)	*107*		*80 - 120*		*02/15/24 21:41*	*10*
4-Bromofluorobenzene (Surr)	*92*		*80 - 120*		*02/15/24 21:41*	*10*
Toluene-d8 (Surr)	*105*		*80 - 120*		*02/15/24 21:41*	*10*

Method: SW846 8015D - Gasoline Range Organics (GRO) (GC)

Analyte	Result	Qualifier	RL	MDL	Unit	D	Prepared	Analyzed	Dil Fac
GRO (1C)	**0.071**		0.050	0.023	mg/L			02/16/24 15:50	1

Surrogate	*%Recovery*	*Qualifier*	*Limits*	*Prepared*	*Analyzed*	*Dil Fac*
a,a,a-Trifluorotoluene (fid) (1C)	*105*		*63 - 135*		*02/16/24 15:50*	*1*

Method: SW846 8015D - Diesel Range Organics (DRO) (GC)

Analyte	Result	Qualifier	RL	MDL	Unit	D	Prepared	Analyzed	Dil Fac
DRO (C10-C28)	ND		110	56	ug/L		02/20/24 09:25	02/20/24 23:20	1

Surrogate	*%Recovery*	*Qualifier*	*Limits*	*Prepared*	*Analyzed*	*Dil Fac*
o- terphenyl (Surr)	*112*		*37 - 153*	*02/20/24 09:25*	*02/20/24 23:20*	*1*

Client: Groundwater & Environmental Services Inc
Project/Site: High's Store No 141

Job ID: 410-160418-1

Client Sample ID: MW-7A

Date Collected: 02/08/24 11:35
Date Received: 02/09/24 16:56

Lab Sample ID: 410-160418-8

Matrix: Water

Method: SW846 8260C LL - Volatile Organic Compounds by GC/MS

Analyte	Result	Qualifier	RL	MDL	Unit	D	Prepared	Analyzed	Dil Fac
1,1,1,2-Tetrachloroethane	ND	cn	0.50	0.070	ug/L			02/15/24 02:18	1
cis-1,3-Dichloropropene	ND		0.50	0.10	ug/L			02/15/24 02:18	1
trans-1,3-Dichloropropene	ND		0.50	0.080	ug/L			02/15/24 02:18	1
Ethylbenzene	ND		0.50	0.080	ug/L			02/15/24 02:18	1
Styrene	ND		0.50	0.070	ug/L			02/15/24 02:18	1
1,4-Dichlorobenzene	ND		0.50	0.070	ug/L			02/15/24 02:18	1
1,2-Dibromoethane	ND		0.50	0.080	ug/L			02/15/24 02:18	1
1,1-Dichloropropene	ND		0.50	0.10	ug/L			02/15/24 02:18	1
1,2-Dichloroethane	ND		0.50	0.070	ug/L			02/15/24 02:18	1
1,2,3-Trichlorobenzene	ND		0.50	0.070	ug/L			02/15/24 02:18	1
1,2,3-Trichloropropane	ND		1.0	0.10	ug/L			02/15/24 02:18	1
Toluene	ND		0.50	0.080	ug/L			02/15/24 02:18	1
Chlorobenzene	ND		0.50	0.070	ug/L			02/15/24 02:18	1
1,2,4-Trimethylbenzene	ND		0.50	0.080	ug/L			02/15/24 02:18	1
1,2,4-Trichlorobenzene	ND		0.50	0.070	ug/L			02/15/24 02:18	1
Dibromochloromethane	ND		0.50	0.080	ug/L			02/15/24 02:18	1
Xylenes, Total	ND		1.0	0.070	ug/L			02/15/24 02:18	1
Tetrachloroethene	ND		0.50	0.20	ug/L			02/15/24 02:18	1
cis-1,2-Dichloroethene	ND		0.50	0.080	ug/L			02/15/24 02:18	1
trans-1,2-Dichloroethene	ND		0.50	0.10	ug/L			02/15/24 02:18	1
Methyl tertiary butyl ether	**1.2**		0.50	0.080	ug/L			02/15/24 02:18	1
1,3,5-Trimethylbenzene	ND		0.50	0.080	ug/L			02/15/24 02:18	1
1,3-Dichlorobenzene	ND		0.50	0.070	ug/L			02/15/24 02:18	1
1,3-Dichloropropane	ND		0.50	0.080	ug/L			02/15/24 02:18	1
Chloroform	**0.14**	**J**	0.50	0.090	ug/L			02/15/24 02:18	1
Benzene	ND		0.50	0.10	ug/L			02/15/24 02:18	1
1,1,1-Trichloroethane	ND		0.50	0.080	ug/L			02/15/24 02:18	1
Bromomethane	ND		0.50	0.10	ug/L			02/15/24 02:18	1
Chloromethane	ND		0.50	0.10	ug/L			02/15/24 02:18	1
Chloroethane	ND		0.50	0.10	ug/L			02/15/24 02:18	1
2,2-Dichloropropane	ND		0.50	0.10	ug/L			02/15/24 02:18	1
Vinyl chloride	ND		0.50	0.10	ug/L			02/15/24 02:18	1
Methylene Chloride	ND		0.50	0.20	ug/L			02/15/24 02:18	1
Carbon disulfide	ND		1.0	0.10	ug/L			02/15/24 02:18	1
Bromoform	ND		1.0	0.30	ug/L			02/15/24 02:18	1
Bromodichloromethane	ND		0.50	0.080	ug/L			02/15/24 02:18	1
1,1-Dichloroethane	ND		0.50	0.10	ug/L			02/15/24 02:18	1
2-Chlorotoluene	ND		0.50	0.080	ug/L			02/15/24 02:18	1
1,1-Dichloroethene	ND		0.50	0.10	ug/L			02/15/24 02:18	1
Trichlorofluoromethane	ND		0.50	0.10	ug/L			02/15/24 02:18	1
4-Chlorotoluene	ND		0.50	0.080	ug/L			02/15/24 02:18	1
Dichlorodifluoromethane	ND		0.50	0.10	ug/L			02/15/24 02:18	1
1,2-Dichloropropane	ND	*+	0.50	0.10	ug/L			02/15/24 02:18	1
1,1,2-Trichloroethane	ND		0.50	0.080	ug/L			02/15/24 02:18	1
Acrylonitrile	ND	cn	5.0	0.40	ug/L			02/15/24 02:18	1
Trichloroethene	ND		0.50	0.080	ug/L			02/15/24 02:18	1
1,1,2,2-Tetrachloroethane	ND		0.50	0.10	ug/L			02/15/24 02:18	1
1,2-Dichlorobenzene	ND		0.50	0.070	ug/L			02/15/24 02:18	1
1,2-Dibromo-3-Chloropropane	ND		0.50	0.10	ug/L			02/15/24 02:18	1

Client Sample ID: MW-7A

Date Collected: 02/08/24 11:35
Date Received: 02/09/24 16:56

Lab Sample ID: 410-160418-8

Matrix: Water

Method: SW846 8260C LL - Volatile Organic Compounds by GC/MS (Continued)

Analyte	Result	Qualifier	RL	MDL	Unit	D	Prepared	Analyzed	Dil Fac
Bromobenzene	ND		0.50	0.080	ug/L			02/15/24 02:18	1
Bromochloromethane	ND		0.50	0.080	ug/L			02/15/24 02:18	1
Isopropylbenzene	ND		0.50	0.080	ug/L			02/15/24 02:18	1
Dibromomethane	ND		0.50	0.080	ug/L			02/15/24 02:18	1
di-Isopropyl ether	ND	cn	0.50	0.10	ug/L			02/15/24 02:18	1
Ethyl t-butyl ether	ND		0.50	0.080	ug/L			02/15/24 02:18	1
Hexachlorobutadiene	ND		0.50	0.080	ug/L			02/15/24 02:18	1
Naphthalene	**0.098**	**J**	0.50	0.080	ug/L			02/15/24 02:18	1
n-Butylbenzene	ND		0.50	0.080	ug/L			02/15/24 02:18	1
N-Propylbenzene	ND		0.50	0.10	ug/L			02/15/24 02:18	1
p-Isopropyltoluene	ND		0.50	0.080	ug/L			02/15/24 02:18	1
sec-Butylbenzene	ND		0.50	0.10	ug/L			02/15/24 02:18	1
t-Amyl methyl ether	ND		0.50	0.20	ug/L			02/15/24 02:18	1
t-Butyl alcohol	ND	cn	10	3.0	ug/L			02/15/24 02:18	1
tert-Butylbenzene	ND		0.50	0.080	ug/L			02/15/24 02:18	1
trans-1,4-Dichloro-2-butene	ND		5.0	2.0	ug/L			02/15/24 02:18	1

Surrogate	*%Recovery*	*Qualifier*	*Limits*	*Prepared*	*Analyzed*	*Dil Fac*
1,2-Dichloroethane-d4 (Surr)	*98*		*80 - 120*		*02/15/24 02:18*	*1*
Dibromofluoromethane (Surr)	*92*		*80 - 120*		*02/15/24 02:18*	*1*
4-Bromofluorobenzene (Surr)	*98*		*80 - 120*		*02/15/24 02:18*	*1*
Toluene-d8 (Surr)	*105*		*80 - 120*		*02/15/24 02:18*	*1*

Method: SW846 8015D - Gasoline Range Organics (GRO) (GC)

Analyte	Result	Qualifier	RL	MDL	Unit	D	Prepared	Analyzed	Dil Fac
GRO (1C)	ND		0.050	0.023	mg/L			02/16/24 16:15	1

Surrogate	*%Recovery*	*Qualifier*	*Limits*	*Prepared*	*Analyzed*	*Dil Fac*
a,a,a-Trifluorotoluene (fid) (1C)	*103*		*63 - 135*		*02/16/24 16:15*	*1*

Method: SW846 8015D - Diesel Range Organics (DRO) (GC)

Analyte	Result	Qualifier	RL	MDL	Unit	D	Prepared	Analyzed	Dil Fac
DRO (C10-C28)	ND		110	56	ug/L		02/20/24 09:25	02/20/24 23:44	1

Surrogate	*%Recovery*	*Qualifier*	*Limits*	*Prepared*	*Analyzed*	*Dil Fac*
o- terphenyl (Surr)	*105*		*37 - 153*	*02/20/24 09:25*	*02/20/24 23:44*	*1*

Client: Groundwater & Environmental Services Inc
Project/Site: High's Store No 141

Job ID: 410-160418-1

Client Sample ID: RW-2

Date Collected: 02/08/24 12:45
Date Received: 02/09/24 16:56

Lab Sample ID: 410-160418-9

Matrix: Water

Method: SW846 8260C LL - Volatile Organic Compounds by GC/MS

Analyte	Result	Qualifier	RL	MDL	Unit	D	Prepared	Analyzed	Dil Fac
1,1,1,2-Tetrachloroethane	ND	cn	0.50	0.070	ug/L			02/15/24 02:39	1
cis-1,3-Dichloropropene	ND		0.50	0.10	ug/L			02/15/24 02:39	1
trans-1,3-Dichloropropene	ND		0.50	0.080	ug/L			02/15/24 02:39	1
Ethylbenzene	ND		0.50	0.080	ug/L			02/15/24 02:39	1
Styrene	ND		0.50	0.070	ug/L			02/15/24 02:39	1
1,4-Dichlorobenzene	ND		0.50	0.070	ug/L			02/15/24 02:39	1
1,2-Dibromoethane	ND		0.50	0.080	ug/L			02/15/24 02:39	1
1,1-Dichloropropene	ND		0.50	0.10	ug/L			02/15/24 02:39	1
1,2-Dichloroethane	ND		0.50	0.070	ug/L			02/15/24 02:39	1
1,2,3-Trichlorobenzene	ND		0.50	0.070	ug/L			02/15/24 02:39	1
1,2,3-Trichloropropane	ND		1.0	0.10	ug/L			02/15/24 02:39	1
Toluene	ND		0.50	0.080	ug/L			02/15/24 02:39	1
Chlorobenzene	ND		0.50	0.070	ug/L			02/15/24 02:39	1
1,2,4-Trimethylbenzene	ND		0.50	0.080	ug/L			02/15/24 02:39	1
1,2,4-Trichlorobenzene	ND		0.50	0.070	ug/L			02/15/24 02:39	1
Dibromochloromethane	ND		0.50	0.080	ug/L			02/15/24 02:39	1
Xylenes, Total	ND		1.0	0.070	ug/L			02/15/24 02:39	1
Tetrachloroethene	ND		0.50	0.20	ug/L			02/15/24 02:39	1
cis-1,2-Dichloroethene	ND		0.50	0.080	ug/L			02/15/24 02:39	1
trans-1,2-Dichloroethene	ND		0.50	0.10	ug/L			02/15/24 02:39	1
Methyl tertiary butyl ether	**2.1**		0.50	0.080	ug/L			02/15/24 02:39	1
1,3,5-Trimethylbenzene	ND		0.50	0.080	ug/L			02/15/24 02:39	1
1,3-Dichlorobenzene	ND		0.50	0.070	ug/L			02/15/24 02:39	1
1,3-Dichloropropane	ND		0.50	0.080	ug/L			02/15/24 02:39	1
Chloroform	**0.094**	**J**	0.50	0.090	ug/L			02/15/24 02:39	1
Benzene	ND		0.50	0.10	ug/L			02/15/24 02:39	1
1,1,1-Trichloroethane	ND		0.50	0.080	ug/L			02/15/24 02:39	1
Bromomethane	ND		0.50	0.10	ug/L			02/15/24 02:39	1
Chloromethane	ND		0.50	0.10	ug/L			02/15/24 02:39	1
Chloroethane	ND		0.50	0.10	ug/L			02/15/24 02:39	1
2,2-Dichloropropane	ND		0.50	0.10	ug/L			02/15/24 02:39	1
Vinyl chloride	ND		0.50	0.10	ug/L			02/15/24 02:39	1
Methylene Chloride	ND		0.50	0.20	ug/L			02/15/24 02:39	1
Carbon disulfide	ND		1.0	0.10	ug/L			02/15/24 02:39	1
Bromoform	ND		1.0	0.30	ug/L			02/15/24 02:39	1
Bromodichloromethane	ND		0.50	0.080	ug/L			02/15/24 02:39	1
1,1-Dichloroethane	ND		0.50	0.10	ug/L			02/15/24 02:39	1
2-Chlorotoluene	ND		0.50	0.080	ug/L			02/15/24 02:39	1
1,1-Dichloroethene	ND		0.50	0.10	ug/L			02/15/24 02:39	1
Trichlorofluoromethane	ND		0.50	0.10	ug/L			02/15/24 02:39	1
4-Chlorotoluene	ND		0.50	0.080	ug/L			02/15/24 02:39	1
Dichlorodifluoromethane	ND		0.50	0.10	ug/L			02/15/24 02:39	1
1,2-Dichloropropane	ND	*+	0.50	0.10	ug/L			02/15/24 02:39	1
1,1,2-Trichloroethane	ND		0.50	0.080	ug/L			02/15/24 02:39	1
Acrylonitrile	ND	cn	5.0	0.40	ug/L			02/15/24 02:39	1
Trichloroethene	ND		0.50	0.080	ug/L			02/15/24 02:39	1
1,1,2,2-Tetrachloroethane	ND		0.50	0.10	ug/L			02/15/24 02:39	1
1,2-Dichlorobenzene	ND		0.50	0.070	ug/L			02/15/24 02:39	1
1,2-Dibromo-3-Chloropropane	ND		0.50	0.10	ug/L			02/15/24 02:39	1

Client Sample ID: RW-2

Lab Sample ID: 410-160418-9

Date Collected: 02/08/24 12:45

Matrix: Water

Date Received: 02/09/24 16:56

Method: SW846 8260C LL - Volatile Organic Compounds by GC/MS (Continued)

Analyte	Result	Qualifier	RL	MDL	Unit	D	Prepared	Analyzed	Dil Fac
Bromobenzene	ND		0.50	0.080	ug/L			02/15/24 02:39	1
Bromochloromethane	ND		0.50	0.080	ug/L			02/15/24 02:39	1
Isopropylbenzene	ND		0.50	0.080	ug/L			02/15/24 02:39	1
Dibromomethane	ND		0.50	0.080	ug/L			02/15/24 02:39	1
di-Isopropyl ether	ND	cn	0.50	0.10	ug/L			02/15/24 02:39	1
Ethyl t-butyl ether	ND		0.50	0.080	ug/L			02/15/24 02:39	1
Hexachlorobutadiene	ND		0.50	0.080	ug/L			02/15/24 02:39	1
Naphthalene	ND		0.50	0.080	ug/L			02/15/24 02:39	1
n-Butylbenzene	ND		0.50	0.080	ug/L			02/15/24 02:39	1
N-Propylbenzene	ND		0.50	0.10	ug/L			02/15/24 02:39	1
p-Isopropyltoluene	ND		0.50	0.080	ug/L			02/15/24 02:39	1
sec-Butylbenzene	ND		0.50	0.10	ug/L			02/15/24 02:39	1
t-Amyl methyl ether	ND		0.50	0.20	ug/L			02/15/24 02:39	1
t-Butyl alcohol	ND	cn	10	3.0	ug/L			02/15/24 02:39	1
tert-Butylbenzene	ND		0.50	0.080	ug/L			02/15/24 02:39	1
trans-1,4-Dichloro-2-butene	ND		5.0	2.0	ug/L			02/15/24 02:39	1

Surrogate	*%Recovery*	*Qualifier*	*Limits*	*Prepared*	*Analyzed*	*Dil Fac*
1,2-Dichloroethane-d4 (Surr)	*100*		*80 - 120*		*02/15/24 02:39*	*1*
Dibromofluoromethane (Surr)	*93*		*80 - 120*		*02/15/24 02:39*	*1*
4-Bromofluorobenzene (Surr)	*97*		*80 - 120*		*02/15/24 02:39*	*1*
Toluene-d8 (Surr)	*104*		*80 - 120*		*02/15/24 02:39*	*1*

Method: SW846 8015D - Gasoline Range Organics (GRO) (GC)

Analyte	Result	Qualifier	RL	MDL	Unit	D	Prepared	Analyzed	Dil Fac
GRO (1C)	ND		0.050	0.023	mg/L			02/16/24 16:41	1

Surrogate	*%Recovery*	*Qualifier*	*Limits*	*Prepared*	*Analyzed*	*Dil Fac*
a,a,a-Trifluorotoluene (fid) (1C)	*103*		*63 - 135*		*02/16/24 16:41*	*1*

Method: SW846 8015D - Diesel Range Organics (DRO) (GC)

Analyte	Result	Qualifier	RL	MDL	Unit	D	Prepared	Analyzed	Dil Fac
DRO (C10-C28)	ND		110	56	ug/L		02/20/24 09:25	02/21/24 00:08	1

Surrogate	*%Recovery*	*Qualifier*	*Limits*	*Prepared*	*Analyzed*	*Dil Fac*
o- terphenyl (Surr)	*105*		*37 - 153*	*02/20/24 09:25*	*02/21/24 00:08*	*1*

Client: Groundwater & Environmental Services Inc
Project/Site: High's Store No 141

Job ID: 410-160418-1

Client Sample ID: MW-7B
Date Collected: 02/08/24 13:45
Date Received: 02/09/24 16:56

Lab Sample ID: 410-160418-10
Matrix: Water

Method: SW846 8260C LL - Volatile Organic Compounds by GC/MS

Analyte	Result	Qualifier	RL	MDL	Unit	D	Prepared	Analyzed	Dil Fac
1,1,1,2-Tetrachloroethane	ND	cn	0.50	0.070	ug/L			02/15/24 03:00	1
cis-1,3-Dichloropropene	ND		0.50	0.10	ug/L			02/15/24 03:00	1
trans-1,3-Dichloropropene	ND		0.50	0.080	ug/L			02/15/24 03:00	1
Ethylbenzene	ND		0.50	0.080	ug/L			02/15/24 03:00	1
Styrene	ND		0.50	0.070	ug/L			02/15/24 03:00	1
1,4-Dichlorobenzene	ND		0.50	0.070	ug/L			02/15/24 03:00	1
1,2-Dibromoethane	ND		0.50	0.080	ug/L			02/15/24 03:00	1
1,1-Dichloropropene	ND		0.50	0.10	ug/L			02/15/24 03:00	1
1,2-Dichloroethane	ND		0.50	0.070	ug/L			02/15/24 03:00	1
1,2,3-Trichlorobenzene	ND		0.50	0.070	ug/L			02/15/24 03:00	1
1,2,3-Trichloropropane	ND		1.0	0.10	ug/L			02/15/24 03:00	1
Toluene	ND		0.50	0.080	ug/L			02/15/24 03:00	1
Chlorobenzene	ND		0.50	0.070	ug/L			02/15/24 03:00	1
1,2,4-Trimethylbenzene	ND		0.50	0.080	ug/L			02/15/24 03:00	1
1,2,4-Trichlorobenzene	ND		0.50	0.070	ug/L			02/15/24 03:00	1
Dibromochloromethane	ND		0.50	0.080	ug/L			02/15/24 03:00	1
Xylenes, Total	ND		1.0	0.070	ug/L			02/15/24 03:00	1
Tetrachloroethene	ND		0.50	0.20	ug/L			02/15/24 03:00	1
cis-1,2-Dichloroethene	ND		0.50	0.080	ug/L			02/15/24 03:00	1
trans-1,2-Dichloroethene	ND		0.50	0.10	ug/L			02/15/24 03:00	1
Methyl tertiary butyl ether	ND		0.50	0.080	ug/L			02/15/24 03:00	1
1,3,5-Trimethylbenzene	ND		0.50	0.080	ug/L			02/15/24 03:00	1
1,3-Dichlorobenzene	ND		0.50	0.070	ug/L			02/15/24 03:00	1
1,3-Dichloropropane	ND		0.50	0.080	ug/L			02/15/24 03:00	1
Chloroform	ND		0.50	0.090	ug/L			02/15/24 03:00	1
Benzene	ND		0.50	0.10	ug/L			02/15/24 03:00	1
1,1,1-Trichloroethane	ND		0.50	0.080	ug/L			02/15/24 03:00	1
Bromomethane	ND		0.50	0.10	ug/L			02/15/24 03:00	1
Chloromethane	ND		0.50	0.10	ug/L			02/15/24 03:00	1
Chloroethane	ND		0.50	0.10	ug/L			02/15/24 03:00	1
2,2-Dichloropropane	ND		0.50	0.10	ug/L			02/15/24 03:00	1
Vinyl chloride	ND		0.50	0.10	ug/L			02/15/24 03:00	1
Methylene Chloride	ND		0.50	0.20	ug/L			02/15/24 03:00	1
Carbon disulfide	ND		1.0	0.10	ug/L			02/15/24 03:00	1
Bromoform	ND		1.0	0.30	ug/L			02/15/24 03:00	1
Bromodichloromethane	ND		0.50	0.080	ug/L			02/15/24 03:00	1
1,1-Dichloroethane	ND		0.50	0.10	ug/L			02/15/24 03:00	1
2-Chlorotoluene	ND		0.50	0.080	ug/L			02/15/24 03:00	1
1,1-Dichloroethene	ND		0.50	0.10	ug/L			02/15/24 03:00	1
Trichlorofluoromethane	ND		0.50	0.10	ug/L			02/15/24 03:00	1
4-Chlorotoluene	ND		0.50	0.080	ug/L			02/15/24 03:00	1
Dichlorodifluoromethane	ND		0.50	0.10	ug/L			02/15/24 03:00	1
1,2-Dichloropropane	ND	*+	0.50	0.10	ug/L			02/15/24 03:00	1
1,1,2-Trichloroethane	ND		0.50	0.080	ug/L			02/15/24 03:00	1
Acrylonitrile	ND	cn	5.0	0.40	ug/L			02/15/24 03:00	1
Trichloroethene	ND		0.50	0.080	ug/L			02/15/24 03:00	1
1,1,2,2-Tetrachloroethane	ND		0.50	0.10	ug/L			02/15/24 03:00	1
1,2-Dichlorobenzene	ND		0.50	0.070	ug/L			02/15/24 03:00	1
1,2-Dibromo-3-Chloropropane	ND		0.50	0.10	ug/L			02/15/24 03:00	1

Client Sample ID: MW-7B

Date Collected: 02/08/24 13:45
Date Received: 02/09/24 16:56

Lab Sample ID: 410-160418-10

Matrix: Water

Method: SW846 8260C LL - Volatile Organic Compounds by GC/MS (Continued)

Analyte	Result	Qualifier	RL	MDL	Unit	D	Prepared	Analyzed	Dil Fac
Bromobenzene	ND		0.50	0.080	ug/L			02/15/24 03:00	1
Bromochloromethane	ND		0.50	0.080	ug/L			02/15/24 03:00	1
Isopropylbenzene	ND		0.50	0.080	ug/L			02/15/24 03:00	1
Dibromomethane	ND		0.50	0.080	ug/L			02/15/24 03:00	1
di-Isopropyl ether	ND	cn	0.50	0.10	ug/L			02/15/24 03:00	1
Ethyl t-butyl ether	ND		0.50	0.080	ug/L			02/15/24 03:00	1
Hexachlorobutadiene	ND		0.50	0.080	ug/L			02/15/24 03:00	1
Naphthalene	ND		0.50	0.080	ug/L			02/15/24 03:00	1
n-Butylbenzene	ND		0.50	0.080	ug/L			02/15/24 03:00	1
N-Propylbenzene	ND		0.50	0.10	ug/L			02/15/24 03:00	1
p-Isopropyltoluene	ND		0.50	0.080	ug/L			02/15/24 03:00	1
sec-Butylbenzene	ND		0.50	0.10	ug/L			02/15/24 03:00	1
t-Amyl methyl ether	ND		0.50	0.20	ug/L			02/15/24 03:00	1
t-Butyl alcohol	ND	cn	10	3.0	ug/L			02/15/24 03:00	1
tert-Butylbenzene	ND		0.50	0.080	ug/L			02/15/24 03:00	1
trans-1,4-Dichloro-2-butene	ND		5.0	2.0	ug/L			02/15/24 03:00	1

Surrogate	*%Recovery*	*Qualifier*	*Limits*	*Prepared*	*Analyzed*	*Dil Fac*
1,2-Dichloroethane-d4 (Surr)	*100*		*80 - 120*		*02/15/24 03:00*	*1*
Dibromofluoromethane (Surr)	*93*		*80 - 120*		*02/15/24 03:00*	*1*
4-Bromofluorobenzene (Surr)	*97*		*80 - 120*		*02/15/24 03:00*	*1*
Toluene-d8 (Surr)	*104*		*80 - 120*		*02/15/24 03:00*	*1*

Method: SW846 8015D - Gasoline Range Organics (GRO) (GC)

Analyte	Result	Qualifier	RL	MDL	Unit	D	Prepared	Analyzed	Dil Fac
GRO (1C)	ND		0.050	0.023	mg/L			02/16/24 17:06	1

Surrogate	*%Recovery*	*Qualifier*	*Limits*	*Prepared*	*Analyzed*	*Dil Fac*
a,a,a-Trifluorotoluene (fid) (1C)	*105*		*63 - 135*		*02/16/24 17:06*	*1*

Method: SW846 8015D - Diesel Range Organics (DRO) (GC)

Analyte	Result	Qualifier	RL	MDL	Unit	D	Prepared	Analyzed	Dil Fac
DRO (C10-C28)	**120**		110	56	ug/L		02/20/24 09:25	02/21/24 00:32	1

Surrogate	*%Recovery*	*Qualifier*	*Limits*	*Prepared*	*Analyzed*	*Dil Fac*
o- terphenyl (Surr)	*112*		*37 - 153*	*02/20/24 09:25*	*02/21/24 00:32*	*1*

Surrogate Summary

Client: Groundwater & Environmental Services Inc
Project/Site: High's Store No 141

Job ID: 410-160418-1

Method: 8260C LL - Volatile Organic Compounds by GC/MS

Matrix: Water **Prep Type: Total/NA**

		Percent Surrogate Recovery (Acceptance Limits)			
		DCA	DBFM	BFB	TOL
Lab Sample ID	Client Sample ID	(80-120)	(80-120)	(80-120)	(80-120)
410-160418-1	MW-14B	104	93	98	99
410-160418-2	RW-1	105	94	94	99
410-160418-3	MW-3	102	91	99	101
410-160418-4	MW-16A	106	95	94	99
410-160418-5	MW-16B	105	94	95	98
410-160418-6	MW-22	99	90	100	101
410-160418-7	MW-15	99	91	98	104
410-160418-7 - DL	MW-15	113	107	92	105
410-160418-8	MW-7A	98	92	98	105
410-160418-9	RW-2	100	93	97	104
410-160418-10	MW-7B	100	93	97	104
LCS 410-472970/4	Lab Control Sample	101	90	99	101
LCS 410-473406/4	Lab Control Sample	99	91	101	106
LCS 410-473876/4	Lab Control Sample	109	103	94	105
LCSD 410-472970/5	Lab Control Sample Dup	103	89	100	101
MB 410-472970/7	Method Blank	104	91	96	100
MB 410-473406/6	Method Blank	98	94	97	104
MB 410-473876/6	Method Blank	111	105	92	104

Surrogate Legend

DCA = 1,2-Dichloroethane-d4 (Surr)
DBFM = Dibromofluoromethane (Surr)
BFB = 4-Bromofluorobenzene (Surr)
TOL = Toluene-d8 (Surr)

Method: 8015D - Gasoline Range Organics (GRO) (GC)

Matrix: Water **Prep Type: Total/NA**

		Percent Surrogate Recovery (Acceptance Limits)
		TFT-F1
Lab Sample ID	Client Sample ID	(63-135)
410-160418-1	MW-14B	103
410-160418-2	RW-1	103
410-160418-3	MW-3	101
410-160418-4	MW-16A	104
410-160418-5	MW-16B	104
410-160418-6	MW-22	103
410-160418-7	MW-15	105
410-160418-8	MW-7A	103
410-160418-9	RW-2	103
410-160418-10	MW-7B	105
LCS 410-473166/6	Lab Control Sample	95
LCS 410-474169/6	Lab Control Sample	96
LCSD 410-473166/7	Lab Control Sample Dup	95
LCSD 410-474169/7	Lab Control Sample Dup	95
MB 410-473166/5	Method Blank	104
MB 410-474169/5	Method Blank	104

Surrogate Legend

TFT-F = a,a,a-Trifluorotoluene (fid)

Surrogate Summary

Client: Groundwater & Environmental Services Inc
Job ID: 410-160418-1
Project/Site: High's Store No 141

Method: 8015D - Diesel Range Organics (DRO) (GC)

Matrix: Water **Prep Type: Total/NA**

		Percent Surrogate Recovery (Acceptance Limits)							
Lab Sample ID	**Client Sample ID**	**OTP (37-153)**							
410-160418-1	MW-14B	111							
410-160418-2	RW-1	107							
410-160418-3	MW-3	114							
410-160418-4	MW-16A	110							
410-160418-5	MW-16B	114							
410-160418-6	MW-22	105							
410-160418-7	MW-15	112							
410-160418-8	MW-7A	105							
410-160418-9	RW-2	105							
410-160418-10	MW-7B	112							
LCS 410-475041/2-A	Lab Control Sample	100							
LCSD 410-475041/3-A	Lab Control Sample Dup	105							
MB 410-475041/1-A	Method Blank	110							

Surrogate Legend

OTP = o- terphenyl (Surr)

Method: 8260C LL - Volatile Organic Compounds by GC/MS

Lab Sample ID: MB 410-472970/7
Matrix: Water
Analysis Batch: 472970

Client Sample ID: Method Blank
Prep Type: Total/NA

Analyte	MB Result	MB Qualifier	RL	MDL	Unit	D	Prepared	Analyzed	Dil Fac
1,1,1,2-Tetrachloroethane	ND		0.50	0.070	ug/L			02/13/24 23:28	1
cis-1,3-Dichloropropene	ND		0.50	0.10	ug/L			02/13/24 23:28	1
trans-1,3-Dichloropropene	ND		0.50	0.080	ug/L			02/13/24 23:28	1
Ethylbenzene	ND		0.50	0.080	ug/L			02/13/24 23:28	1
Styrene	ND		0.50	0.070	ug/L			02/13/24 23:28	1
1,4-Dichlorobenzene	ND		0.50	0.070	ug/L			02/13/24 23:28	1
1,2-Dibromoethane	ND		0.50	0.080	ug/L			02/13/24 23:28	1
1,1-Dichloropropene	ND		0.50	0.10	ug/L			02/13/24 23:28	1
1,2-Dichloroethane	ND		0.50	0.070	ug/L			02/13/24 23:28	1
1,2,3-Trichlorobenzene	ND		0.50	0.070	ug/L			02/13/24 23:28	1
1,2,3-Trichloropropane	ND		1.0	0.10	ug/L			02/13/24 23:28	1
Toluene	ND		0.50	0.080	ug/L			02/13/24 23:28	1
Chlorobenzene	ND		0.50	0.070	ug/L			02/13/24 23:28	1
1,2,4-Trimethylbenzene	ND		0.50	0.080	ug/L			02/13/24 23:28	1
1,2,4-Trichlorobenzene	ND		0.50	0.070	ug/L			02/13/24 23:28	1
Dibromochloromethane	ND		0.50	0.080	ug/L			02/13/24 23:28	1
Xylenes, Total	ND		1.0	0.070	ug/L			02/13/24 23:28	1
Tetrachloroethene	ND		0.50	0.20	ug/L			02/13/24 23:28	1
cis-1,2-Dichloroethene	ND		0.50	0.080	ug/L			02/13/24 23:28	1
trans-1,2-Dichloroethene	ND		0.50	0.10	ug/L			02/13/24 23:28	1
Methyl tertiary butyl ether	ND		0.50	0.080	ug/L			02/13/24 23:28	1
1,3,5-Trimethylbenzene	ND		0.50	0.080	ug/L			02/13/24 23:28	1
1,3-Dichlorobenzene	ND		0.50	0.070	ug/L			02/13/24 23:28	1
1,3-Dichloropropane	ND		0.50	0.080	ug/L			02/13/24 23:28	1
Chloroform	ND		0.50	0.090	ug/L			02/13/24 23:28	1
Benzene	ND		0.50	0.10	ug/L			02/13/24 23:28	1
1,1,1-Trichloroethane	ND		0.50	0.080	ug/L			02/13/24 23:28	1
Bromomethane	ND		0.50	0.10	ug/L			02/13/24 23:28	1
Chloromethane	ND		0.50	0.10	ug/L			02/13/24 23:28	1
Chloroethane	ND		0.50	0.10	ug/L			02/13/24 23:28	1
2,2-Dichloropropane	ND		0.50	0.10	ug/L			02/13/24 23:28	1
Vinyl chloride	ND		0.50	0.10	ug/L			02/13/24 23:28	1
Methylene Chloride	ND		0.50	0.20	ug/L			02/13/24 23:28	1
Carbon disulfide	ND		1.0	0.10	ug/L			02/13/24 23:28	1
Bromoform	ND		1.0	0.30	ug/L			02/13/24 23:28	1
Bromodichloromethane	ND		0.50	0.080	ug/L			02/13/24 23:28	1
1,1-Dichloroethane	ND		0.50	0.10	ug/L			02/13/24 23:28	1
2-Chlorotoluene	ND		0.50	0.080	ug/L			02/13/24 23:28	1
1,1-Dichloroethene	ND		0.50	0.10	ug/L			02/13/24 23:28	1
Trichlorofluoromethane	ND		0.50	0.10	ug/L			02/13/24 23:28	1
4-Chlorotoluene	ND		0.50	0.080	ug/L			02/13/24 23:28	1
Dichlorodifluoromethane	ND		0.50	0.10	ug/L			02/13/24 23:28	1
1,2-Dichloropropane	ND		0.50	0.10	ug/L			02/13/24 23:28	1
1,1,2-Trichloroethane	ND		0.50	0.080	ug/L			02/13/24 23:28	1
Acrylonitrile	ND		5.0	0.40	ug/L			02/13/24 23:28	1
Trichloroethene	ND		0.50	0.080	ug/L			02/13/24 23:28	1
1,1,2,2-Tetrachloroethane	ND		0.50	0.10	ug/L			02/13/24 23:28	1
1,2-Dichlorobenzene	ND		0.50	0.070	ug/L			02/13/24 23:28	1

Method: 8260C LL - Volatile Organic Compounds by GC/MS (Continued)

Lab Sample ID: MB 410-472970/7
Matrix: Water
Analysis Batch: 472970

Client Sample ID: Method Blank
Prep Type: Total/NA

Analyte	MB Result	MB Qualifier	RL	MDL	Unit	D	Prepared	Analyzed	Dil Fac
1,2-Dibromo-3-Chloropropane	ND		0.50	0.10	ug/L			02/13/24 23:28	1
Bromobenzene	ND		0.50	0.080	ug/L			02/13/24 23:28	1
Bromochloromethane	ND		0.50	0.080	ug/L			02/13/24 23:28	1
Isopropylbenzene	ND		0.50	0.080	ug/L			02/13/24 23:28	1
Dibromomethane	ND		0.50	0.080	ug/L			02/13/24 23:28	1
di-Isopropyl ether	ND		0.50	0.10	ug/L			02/13/24 23:28	1
Ethyl t-butyl ether	ND		0.50	0.080	ug/L			02/13/24 23:28	1
Hexachlorobutadiene	ND		0.50	0.080	ug/L			02/13/24 23:28	1
Naphthalene	ND		0.50	0.080	ug/L			02/13/24 23:28	1
n-Butylbenzene	ND		0.50	0.080	ug/L			02/13/24 23:28	1
N-Propylbenzene	ND		0.50	0.10	ug/L			02/13/24 23:28	1
p-Isopropyltoluene	ND		0.50	0.080	ug/L			02/13/24 23:28	1
sec-Butylbenzene	ND		0.50	0.10	ug/L			02/13/24 23:28	1
t-Amyl methyl ether	ND		0.50	0.20	ug/L			02/13/24 23:28	1
t-Butyl alcohol	ND		10	3.0	ug/L			02/13/24 23:28	1
tert-Butylbenzene	ND		0.50	0.080	ug/L			02/13/24 23:28	1
trans-1,4-Dichloro-2-butene	ND		5.0	2.0	ug/L			02/13/24 23:28	1

Surrogate	*MB %Recovery*	*MB Qualifier*	*Limits*	*Prepared*	*Analyzed*	*Dil Fac*
1,2-Dichloroethane-d4 (Surr)	*104*		*80 - 120*		*02/13/24 23:28*	*1*
Dibromofluoromethane (Surr)	*91*		*80 - 120*		*02/13/24 23:28*	*1*
4-Bromofluorobenzene (Surr)	*96*		*80 - 120*		*02/13/24 23:28*	*1*
Toluene-d8 (Surr)	*100*		*80 - 120*		*02/13/24 23:28*	*1*

Lab Sample ID: LCS 410-472970/4
Matrix: Water
Analysis Batch: 472970

Client Sample ID: Lab Control Sample
Prep Type: Total/NA

Analyte	Spike Added	LCS Result	LCS Qualifier	Unit	D	%Rec	%Rec Limits
1,1,1,2-Tetrachloroethane	5.00	4.71		ug/L		94	71 - 134
cis-1,3-Dichloropropene	5.00	5.09		ug/L		102	67 - 121
trans-1,3-Dichloropropene	5.00	5.43		ug/L		109	61 - 129
Ethylbenzene	5.00	5.05		ug/L		101	80 - 120
Styrene	5.00	5.04		ug/L		101	80 - 120
1,4-Dichlorobenzene	5.00	5.10		ug/L		102	80 - 120
1,2-Dibromoethane	5.00	5.41		ug/L		108	80 - 120
1,1-Dichloropropene	5.00	4.92		ug/L		98	74 - 120
1,2-Dichloroethane	5.00	4.60		ug/L		92	69 - 122
1,2,3-Trichlorobenzene	5.00	5.81		ug/L		116	68 - 125
1,2,3-Trichloropropane	5.00	5.64		ug/L		113	80 - 125
Toluene	5.00	5.18		ug/L		104	80 - 120
Chlorobenzene	5.00	5.07		ug/L		101	80 - 120
1,2,4-Trimethylbenzene	5.00	5.24		ug/L		105	80 - 120
1,2,4-Trichlorobenzene	5.00	5.42		ug/L		108	68 - 122
Dibromochloromethane	5.00	4.99		ug/L		100	64 - 138
Xylenes, Total	15.0	14.8		ug/L		99	80 - 120
Tetrachloroethene	5.00	4.47		ug/L		89	80 - 120
cis-1,2-Dichloroethene	5.00	5.20		ug/L		104	80 - 122

Method: 8260C LL - Volatile Organic Compounds by GC/MS (Continued)

Lab Sample ID: LCS 410-472970/4
Matrix: Water
Analysis Batch: 472970

Client Sample ID: Lab Control Sample
Prep Type: Total/NA

Analyte	Spike Added	LCS Result	LCS Qualifier	Unit	D	%Rec	%Rec Limits
trans-1,2-Dichloroethene	5.00	5.06		ug/L		101	80 - 122
Methyl tertiary butyl ether	5.00	4.93		ug/L		99	69 - 120
1,3,5-Trimethylbenzene	5.00	5.21		ug/L		104	80 - 120
1,3-Dichlorobenzene	5.00	5.14		ug/L		103	80 - 120
1,3-Dichloropropane	5.00	5.79		ug/L		116	80 - 120
Chloroform	5.00	4.78		ug/L		96	80 - 120
Benzene	5.00	5.39		ug/L		108	80 - 120
1,1,1-Trichloroethane	5.00	4.38		ug/L		88	78 - 126
Bromomethane	5.00	3.41		ug/L		68	60 - 136
Chloromethane	5.00	3.47		ug/L		69	56 - 124
Chloroethane	5.00	3.76		ug/L		75	63 - 120
2,2-Dichloropropane	5.00	4.36		ug/L		87	61 - 141
Vinyl chloride	5.00	3.36		ug/L		67	60 - 125
Methylene Chloride	5.00	5.41		ug/L		108	80 - 120
Carbon disulfide	5.00	5.13		ug/L		103	67 - 130
Bromoform	5.00	4.58		ug/L		92	49 - 144
Bromodichloromethane	5.00	5.03		ug/L		101	73 - 124
1,1-Dichloroethane	5.00	5.41		ug/L		108	74 - 120
2-Chlorotoluene	5.00	5.11		ug/L		102	80 - 120
1,1-Dichloroethene	5.00	5.25		ug/L		105	80 - 131
Trichlorofluoromethane	5.00	3.26		ug/L		65	62 - 136
4-Chlorotoluene	5.00	5.21		ug/L		104	80 - 120
Dichlorodifluoromethane	5.00	3.32		ug/L		66	43 - 123
1,2-Dichloropropane	5.00	5.78		ug/L		116	80 - 120
1,1,2-Trichloroethane	5.00	5.63		ug/L		113	80 - 120
Acrylonitrile	25.0	30.7		ug/L		123	64 - 139
Trichloroethene	5.00	4.77		ug/L		95	80 - 120
1,1,2,2-Tetrachloroethane	5.00	6.01		ug/L		120	75 - 123
1,2-Dichlorobenzene	5.00	5.05		ug/L		101	80 - 120
1,2-Dibromo-3-Chloropropane	5.00	5.00		ug/L		100	56 - 148
Bromobenzene	5.00	5.17		ug/L		103	80 - 120
Bromochloromethane	5.00	5.01		ug/L		100	80 - 120
Isopropylbenzene	5.00	5.06		ug/L		101	80 - 120
Dibromomethane	5.00	5.10		ug/L		102	80 - 122
di-Isopropyl ether	5.00	5.39		ug/L		108	58 - 131
Ethyl t-butyl ether	5.00	5.05		ug/L		101	57 - 126
Hexachlorobutadiene	5.00	5.45		ug/L		109	72 - 132
Naphthalene	5.00	5.66		ug/L		113	64 - 122
n-Butylbenzene	5.00	5.43		ug/L		109	74 - 123
N-Propylbenzene	5.00	5.41		ug/L		108	74 - 122
p-Isopropyltoluene	5.00	5.12		ug/L		102	80 - 120
sec-Butylbenzene	5.00	5.22		ug/L		104	80 - 120
t-Amyl methyl ether	5.00	5.01		ug/L		100	65 - 125
t-Butyl alcohol	50.0	48.7		ug/L		97	62 - 138
tert-Butylbenzene	5.00	4.51		ug/L		90	79 - 120
trans-1,4-Dichloro-2-butene	25.0	17.9		ug/L		71	10 - 172

Method: 8260C LL - Volatile Organic Compounds by GC/MS (Continued)

Lab Sample ID: LCS 410-472970/4
Matrix: Water
Analysis Batch: 472970

Client Sample ID: Lab Control Sample
Prep Type: Total/NA

Surrogate	*LCS %Recovery*	*LCS Qualifier*	*Limits*
1,2-Dichloroethane-d4 (Surr)	*101*		*80 - 120*
Dibromofluoromethane (Surr)	*90*		*80 - 120*
4-Bromofluorobenzene (Surr)	*99*		*80 - 120*
Toluene-d8 (Surr)	*101*		*80 - 120*

Lab Sample ID: LCSD 410-472970/5
Matrix: Water
Analysis Batch: 472970

Client Sample ID: Lab Control Sample Dup
Prep Type: Total/NA

Analyte	Spike Added	LCSD Result	LCSD Qualifier	Unit	D	%Rec	%Rec Limits	RPD	RPD Limit
1,1,1,2-Tetrachloroethane	5.00	4.68		ug/L		94	71 - 134	1	30
cis-1,3-Dichloropropene	5.00	5.10		ug/L		102	67 - 121	0	30
trans-1,3-Dichloropropene	5.00	5.46		ug/L		109	61 - 129	1	30
Ethylbenzene	5.00	5.07		ug/L		101	80 - 120	0	30
Styrene	5.00	5.10		ug/L		102	80 - 120	1	30
1,4-Dichlorobenzene	5.00	5.09		ug/L		102	80 - 120	0	30
1,2-Dibromoethane	5.00	5.49		ug/L		110	80 - 120	1	30
1,1-Dichloropropene	5.00	4.90		ug/L		98	74 - 120	0	30
1,2-Dichloroethane	5.00	4.66		ug/L		93	69 - 122	1	30
1,2,3-Trichlorobenzene	5.00	5.48		ug/L		110	68 - 125	6	30
1,2,3-Trichloropropane	5.00	5.57		ug/L		111	80 - 125	1	30
Toluene	5.00	5.24		ug/L		105	80 - 120	1	30
Chlorobenzene	5.00	5.09		ug/L		102	80 - 120	1	30
1,2,4-Trimethylbenzene	5.00	5.24		ug/L		105	80 - 120	0	30
1,2,4-Trichlorobenzene	5.00	5.33		ug/L		107	68 - 122	2	30
Dibromochloromethane	5.00	5.05		ug/L		101	64 - 138	1	30
Xylenes, Total	15.0	14.8		ug/L		99	80 - 120	0	30
Tetrachloroethene	5.00	4.58		ug/L		92	80 - 120	2	30
cis-1,2-Dichloroethene	5.00	5.14		ug/L		103	80 - 122	1	30
trans-1,2-Dichloroethene	5.00	5.06		ug/L		101	80 - 122	0	30
Methyl tertiary butyl ether	5.00	4.89		ug/L		98	69 - 120	1	30
1,3,5-Trimethylbenzene	5.00	5.26		ug/L		105	80 - 120	1	30
1,3-Dichlorobenzene	5.00	5.15		ug/L		103	80 - 120	0	30
1,3-Dichloropropane	5.00	5.86		ug/L		117	80 - 120	1	30
Chloroform	5.00	4.77		ug/L		95	80 - 120	0	30
Benzene	5.00	5.32		ug/L		106	80 - 120	1	30
1,1,1-Trichloroethane	5.00	4.41		ug/L		88	78 - 126	1	30
Bromomethane	5.00	3.37		ug/L		67	60 - 136	1	30
Chloromethane	5.00	3.58		ug/L		72	56 - 124	3	30
Chloroethane	5.00	3.71		ug/L		74	63 - 120	1	30
2,2-Dichloropropane	5.00	4.33		ug/L		87	61 - 141	1	30
Vinyl chloride	5.00	3.49		ug/L		70	60 - 125	4	30
Methylene Chloride	5.00	5.44		ug/L		109	80 - 120	1	30
Carbon disulfide	5.00	5.04		ug/L		101	67 - 130	2	30
Bromoform	5.00	4.63		ug/L		93	49 - 144	1	30
Bromodichloromethane	5.00	4.97		ug/L		99	73 - 124	1	30
1,1-Dichloroethane	5.00	5.34		ug/L		107	74 - 120	1	30
2-Chlorotoluene	5.00	5.14		ug/L		103	80 - 120	1	30

Method: 8260C LL - Volatile Organic Compounds by GC/MS (Continued)

Lab Sample ID: LCSD 410-472970/5
Matrix: Water
Analysis Batch: 472970

Client Sample ID: Lab Control Sample Dup
Prep Type: Total/NA

Analyte	Spike Added	LCSD Result	LCSD Qualifier	Unit	D	%Rec	%Rec Limits	RPD	RPD Limit
1,1-Dichloroethene	5.00	5.17		ug/L		103	80 - 131	2	30
Trichlorofluoromethane	5.00	3.24		ug/L		65	62 - 136	0	30
4-Chlorotoluene	5.00	5.29		ug/L		106	80 - 120	1	30
Dichlorodifluoromethane	5.00	3.23		ug/L		65	43 - 123	3	30
1,2-Dichloropropane	5.00	5.73		ug/L		115	80 - 120	1	30
1,1,2-Trichloroethane	5.00	5.55		ug/L		111	80 - 120	1	30
Acrylonitrile	25.0	30.8		ug/L		123	64 - 139	0	30
Trichloroethene	5.00	4.71		ug/L		94	80 - 120	1	30
1,1,2,2-Tetrachloroethane	5.00	6.06		ug/L		121	75 - 123	1	30
1,2-Dichlorobenzene	5.00	5.08		ug/L		102	80 - 120	1	30
1,2-Dibromo-3-Chloropropane	5.00	5.10		ug/L		102	56 - 148	2	30
Bromobenzene	5.00	5.15		ug/L		103	80 - 120	0	30
Bromochloromethane	5.00	5.01		ug/L		100	80 - 120	0	30
Isopropylbenzene	5.00	5.06		ug/L		101	80 - 120	0	30
Dibromomethane	5.00	5.07		ug/L		101	80 - 122	0	30
di-Isopropyl ether	5.00	5.33		ug/L		107	58 - 131	1	30
Ethyl t-butyl ether	5.00	5.04		ug/L		101	57 - 126	0	30
Hexachlorobutadiene	5.00	5.40		ug/L		108	72 - 132	1	30
Naphthalene	5.00	5.54		ug/L		111	64 - 122	2	30
n-Butylbenzene	5.00	5.47		ug/L		109	74 - 123	1	30
N-Propylbenzene	5.00	5.42		ug/L		108	74 - 122	0	30
p-Isopropyltoluene	5.00	5.12		ug/L		102	80 - 120	0	30
sec-Butylbenzene	5.00	5.25		ug/L		105	80 - 120	0	30
t-Amyl methyl ether	5.00	4.99		ug/L		100	65 - 125	0	30
t-Butyl alcohol	50.0	48.5		ug/L		97	62 - 138	0	30
tert-Butylbenzene	5.00	4.51		ug/L		90	79 - 120	0	30
trans-1,4-Dichloro-2-butene	25.0	17.7		ug/L		71	10 - 172	1	30

Surrogate	*LCSD %Recovery*	*LCSD Qualifier*	*Limits*
1,2-Dichloroethane-d4 (Surr)	*103*		*80 - 120*
Dibromofluoromethane (Surr)	*89*		*80 - 120*
4-Bromofluorobenzene (Surr)	*100*		*80 - 120*
Toluene-d8 (Surr)	*101*		*80 - 120*

Lab Sample ID: MB 410-473406/6
Matrix: Water
Analysis Batch: 473406

Client Sample ID: Method Blank
Prep Type: Total/NA

Analyte	MB Result	MB Qualifier	RL	MDL	Unit	D	Prepared	Analyzed	Dil Fac
1,1,1,2-Tetrachloroethane	ND		0.50	0.070	ug/L			02/14/24 22:54	1
cis-1,3-Dichloropropene	ND		0.50	0.10	ug/L			02/14/24 22:54	1
trans-1,3-Dichloropropene	ND		0.50	0.080	ug/L			02/14/24 22:54	1
Ethylbenzene	ND		0.50	0.080	ug/L			02/14/24 22:54	1
Styrene	ND		0.50	0.070	ug/L			02/14/24 22:54	1
1,4-Dichlorobenzene	ND		0.50	0.070	ug/L			02/14/24 22:54	1
1,2-Dibromoethane	ND		0.50	0.080	ug/L			02/14/24 22:54	1
1,1-Dichloropropene	ND		0.50	0.10	ug/L			02/14/24 22:54	1
1,2-Dichloroethane	ND		0.50	0.070	ug/L			02/14/24 22:54	1

Method: 8260C LL - Volatile Organic Compounds by GC/MS (Continued)

Lab Sample ID: MB 410-473406/6
Matrix: Water
Analysis Batch: 473406

Client Sample ID: Method Blank
Prep Type: Total/NA

Analyte	MB Result	MB Qualifier	RL	MDL	Unit	D	Prepared	Analyzed	Dil Fac
1,2,3-Trichlorobenzene	ND		0.50	0.070	ug/L			02/14/24 22:54	1
1,2,3-Trichloropropane	ND		1.0	0.10	ug/L			02/14/24 22:54	1
Toluene	ND		0.50	0.080	ug/L			02/14/24 22:54	1
Chlorobenzene	ND		0.50	0.070	ug/L			02/14/24 22:54	1
1,2,4-Trimethylbenzene	ND		0.50	0.080	ug/L			02/14/24 22:54	1
1,2,4-Trichlorobenzene	ND		0.50	0.070	ug/L			02/14/24 22:54	1
Dibromochloromethane	ND		0.50	0.080	ug/L			02/14/24 22:54	1
Xylenes, Total	ND		1.0	0.070	ug/L			02/14/24 22:54	1
Tetrachloroethene	ND		0.50	0.20	ug/L			02/14/24 22:54	1
cis-1,2-Dichloroethene	ND		0.50	0.080	ug/L			02/14/24 22:54	1
trans-1,2-Dichloroethene	ND		0.50	0.10	ug/L			02/14/24 22:54	1
Methyl tertiary butyl ether	ND		0.50	0.080	ug/L			02/14/24 22:54	1
1,3,5-Trimethylbenzene	ND		0.50	0.080	ug/L			02/14/24 22:54	1
1,3-Dichlorobenzene	ND		0.50	0.070	ug/L			02/14/24 22:54	1
1,3-Dichloropropane	ND		0.50	0.080	ug/L			02/14/24 22:54	1
Chloroform	ND		0.50	0.090	ug/L			02/14/24 22:54	1
Benzene	ND		0.50	0.10	ug/L			02/14/24 22:54	1
1,1,1-Trichloroethane	ND		0.50	0.080	ug/L			02/14/24 22:54	1
Bromomethane	ND		0.50	0.10	ug/L			02/14/24 22:54	1
Chloromethane	ND		0.50	0.10	ug/L			02/14/24 22:54	1
Chloroethane	ND		0.50	0.10	ug/L			02/14/24 22:54	1
2,2-Dichloropropane	ND		0.50	0.10	ug/L			02/14/24 22:54	1
Vinyl chloride	ND		0.50	0.10	ug/L			02/14/24 22:54	1
Methylene Chloride	ND		0.50	0.20	ug/L			02/14/24 22:54	1
Carbon disulfide	ND		1.0	0.10	ug/L			02/14/24 22:54	1
Bromoform	ND		1.0	0.30	ug/L			02/14/24 22:54	1
Bromodichloromethane	ND		0.50	0.080	ug/L			02/14/24 22:54	1
1,1-Dichloroethane	ND		0.50	0.10	ug/L			02/14/24 22:54	1
2-Chlorotoluene	ND		0.50	0.080	ug/L			02/14/24 22:54	1
1,1-Dichloroethene	ND		0.50	0.10	ug/L			02/14/24 22:54	1
Trichlorofluoromethane	ND		0.50	0.10	ug/L			02/14/24 22:54	1
4-Chlorotoluene	ND		0.50	0.080	ug/L			02/14/24 22:54	1
Dichlorodifluoromethane	ND		0.50	0.10	ug/L			02/14/24 22:54	1
1,2-Dichloropropane	ND		0.50	0.10	ug/L			02/14/24 22:54	1
1,1,2-Trichloroethane	ND		0.50	0.080	ug/L			02/14/24 22:54	1
Acrylonitrile	ND		5.0	0.40	ug/L			02/14/24 22:54	1
Trichloroethene	ND		0.50	0.080	ug/L			02/14/24 22:54	1
1,1,2,2-Tetrachloroethane	ND		0.50	0.10	ug/L			02/14/24 22:54	1
1,2-Dichlorobenzene	ND		0.50	0.070	ug/L			02/14/24 22:54	1
1,2-Dibromo-3-Chloropropane	ND		0.50	0.10	ug/L			02/14/24 22:54	1
Bromobenzene	ND		0.50	0.080	ug/L			02/14/24 22:54	1
Bromochloromethane	ND		0.50	0.080	ug/L			02/14/24 22:54	1
Isopropylbenzene	ND		0.50	0.080	ug/L			02/14/24 22:54	1
Dibromomethane	ND		0.50	0.080	ug/L			02/14/24 22:54	1
di-Isopropyl ether	ND		0.50	0.10	ug/L			02/14/24 22:54	1
Ethyl t-butyl ether	ND		0.50	0.080	ug/L			02/14/24 22:54	1
Hexachlorobutadiene	ND		0.50	0.080	ug/L			02/14/24 22:54	1
Naphthalene	ND		0.50	0.080	ug/L			02/14/24 22:54	1
n-Butylbenzene	ND		0.50	0.080	ug/L			02/14/24 22:54	1

Method: 8260C LL - Volatile Organic Compounds by GC/MS (Continued)

Lab Sample ID: MB 410-473406/6
Matrix: Water
Analysis Batch: 473406

Client Sample ID: Method Blank
Prep Type: Total/NA

Analyte	MB Result	MB Qualifier	RL	MDL	Unit	D	Prepared	Analyzed	Dil Fac
N-Propylbenzene	ND		0.50	0.10	ug/L			02/14/24 22:54	1
p-Isopropyltoluene	ND		0.50	0.080	ug/L			02/14/24 22:54	1
sec-Butylbenzene	ND		0.50	0.10	ug/L			02/14/24 22:54	1
t-Amyl methyl ether	ND		0.50	0.20	ug/L			02/14/24 22:54	1
t-Butyl alcohol	ND		10	3.0	ug/L			02/14/24 22:54	1
tert-Butylbenzene	ND		0.50	0.080	ug/L			02/14/24 22:54	1
trans-1,4-Dichloro-2-butene	ND		5.0	2.0	ug/L			02/14/24 22:54	1

Surrogate	*MB %Recovery*	*MB Qualifier*	*Limits*	*Prepared*	*Analyzed*	*Dil Fac*
1,2-Dichloroethane-d4 (Surr)	*98*		*80 - 120*		*02/14/24 22:54*	*1*
Dibromofluoromethane (Surr)	*94*		*80 - 120*		*02/14/24 22:54*	*1*
4-Bromofluorobenzene (Surr)	*97*		*80 - 120*		*02/14/24 22:54*	*1*
Toluene-d8 (Surr)	*104*		*80 - 120*		*02/14/24 22:54*	*1*

Lab Sample ID: LCS 410-473406/4
Matrix: Water
Analysis Batch: 473406

Client Sample ID: Lab Control Sample
Prep Type: Total/NA

Analyte	Spike Added	LCS Result	LCS Qualifier	Unit	D	%Rec	%Rec Limits
1,1,1,2-Tetrachloroethane	5.00	5.14		ug/L		103	71 - 134
cis-1,3-Dichloropropene	5.00	5.07		ug/L		101	67 - 121
trans-1,3-Dichloropropene	5.00	5.46		ug/L		109	61 - 129
Ethylbenzene	5.00	5.60		ug/L		112	80 - 120
Styrene	5.00	5.41		ug/L		108	80 - 120
1,4-Dichlorobenzene	5.00	5.35		ug/L		107	80 - 120
1,2-Dibromoethane	5.00	5.39		ug/L		108	80 - 120
1,1-Dichloropropene	5.00	5.44		ug/L		109	74 - 120
1,2-Dichloroethane	5.00	4.71		ug/L		94	69 - 122
1,2,3-Trichlorobenzene	5.00	5.74		ug/L		115	68 - 125
1,2,3-Trichloropropane	5.00	5.57		ug/L		111	80 - 125
Toluene	5.00	5.71		ug/L		114	80 - 120
Chlorobenzene	5.00	5.43		ug/L		109	80 - 120
1,2,4-Trimethylbenzene	5.00	5.65		ug/L		113	80 - 120
1,2,4-Trichlorobenzene	5.00	5.60		ug/L		112	68 - 122
Dibromochloromethane	5.00	5.23		ug/L		105	64 - 138
Xylenes, Total	15.0	16.1		ug/L		107	80 - 120
Tetrachloroethene	5.00	4.99		ug/L		100	80 - 120
cis-1,2-Dichloroethene	5.00	5.30		ug/L		106	80 - 122
trans-1,2-Dichloroethene	5.00	5.29		ug/L		106	80 - 122
Methyl tertiary butyl ether	5.00	4.88		ug/L		98	69 - 120
1,3,5-Trimethylbenzene	5.00	5.66		ug/L		113	80 - 120
1,3-Dichlorobenzene	5.00	5.34		ug/L		107	80 - 120
1,3-Dichloropropane	5.00	5.86		ug/L		117	80 - 120
Chloroform	5.00	5.06		ug/L		101	80 - 120
Benzene	5.00	5.63		ug/L		113	80 - 120
1,1,1-Trichloroethane	5.00	4.74		ug/L		95	78 - 126
Bromomethane	5.00	3.78		ug/L		76	60 - 136
Chloromethane	5.00	4.15		ug/L		83	56 - 124

Method: 8260C LL - Volatile Organic Compounds by GC/MS (Continued)

Lab Sample ID: LCS 410-473406/4
Matrix: Water
Analysis Batch: 473406

Client Sample ID: Lab Control Sample
Prep Type: Total/NA

Analyte	Spike Added	LCS Result	LCS Qualifier	Unit	D	%Rec	%Rec Limits
Chloroethane	5.00	4.42		ug/L		88	63 - 120
2,2-Dichloropropane	5.00	4.79		ug/L		96	61 - 141
Vinyl chloride	5.00	4.07		ug/L		81	60 - 125
Methylene Chloride	5.00	5.55		ug/L		111	80 - 120
Carbon disulfide	5.00	5.48		ug/L		110	67 - 130
Bromoform	5.00	4.63		ug/L		93	49 - 144
Bromodichloromethane	5.00	5.10		ug/L		102	73 - 124
1,1-Dichloroethane	5.00	5.85		ug/L		117	74 - 120
2-Chlorotoluene	5.00	5.48		ug/L		110	80 - 120
1,1-Dichloroethene	5.00	5.42		ug/L		108	80 - 131
Trichlorofluoromethane	5.00	3.53		ug/L		71	62 - 136
4-Chlorotoluene	5.00	5.52		ug/L		110	80 - 120
Dichlorodifluoromethane	5.00	3.39		ug/L		68	43 - 123
1,2-Dichloropropane	5.00	6.03	*+	ug/L		121	80 - 120
1,1,2-Trichloroethane	5.00	5.52		ug/L		110	80 - 120
Acrylonitrile	25.0	33.6		ug/L		134	64 - 139
Trichloroethene	5.00	5.05		ug/L		101	80 - 120
1,1,2,2-Tetrachloroethane	5.00	6.09		ug/L		122	75 - 123
1,2-Dichlorobenzene	5.00	5.26		ug/L		105	80 - 120
1,2-Dibromo-3-Chloropropane	5.00	4.97		ug/L		99	56 - 148
Bromobenzene	5.00	5.14		ug/L		103	80 - 120
Bromochloromethane	5.00	5.08		ug/L		102	80 - 120
Isopropylbenzene	5.00	5.66		ug/L		113	80 - 120
Dibromomethane	5.00	5.09		ug/L		102	80 - 122
di-Isopropyl ether	5.00	5.83		ug/L		117	58 - 131
Ethyl t-butyl ether	5.00	5.10		ug/L		102	57 - 126
Hexachlorobutadiene	5.00	5.35		ug/L		107	72 - 132
Naphthalene	5.00	5.71		ug/L		114	64 - 122
n-Butylbenzene	5.00	5.92		ug/L		118	74 - 123
N-Propylbenzene	5.00	6.00		ug/L		120	74 - 122
p-Isopropyltoluene	5.00	5.54		ug/L		111	80 - 120
sec-Butylbenzene	5.00	5.74		ug/L		115	80 - 120
t-Amyl methyl ether	5.00	4.86		ug/L		97	65 - 125
t-Butyl alcohol	50.0	47.0		ug/L		94	62 - 138
tert-Butylbenzene	5.00	4.86		ug/L		97	79 - 120
trans-1,4-Dichloro-2-butene	25.0	20.5		ug/L		82	10 - 172

Surrogate	*LCS %Recovery*	*LCS Qualifier*	*Limits*
1,2-Dichloroethane-d4 (Surr)	*99*		*80 - 120*
Dibromofluoromethane (Surr)	*91*		*80 - 120*
4-Bromofluorobenzene (Surr)	*101*		*80 - 120*
Toluene-d8 (Surr)	*106*		*80 - 120*

Method: 8260C LL - Volatile Organic Compounds by GC/MS (Continued)

Lab Sample ID: MB 410-473876/6
Matrix: Water
Analysis Batch: 473876

Client Sample ID: Method Blank
Prep Type: Total/NA

Analyte	MB Result	MB Qualifier	RL	MDL	Unit	D	Prepared	Analyzed	Dil Fac
1,1,1,2-Tetrachloroethane	ND		0.50	0.070	ug/L			02/15/24 20:03	1
cis-1,3-Dichloropropene	ND		0.50	0.10	ug/L			02/15/24 20:03	1
trans-1,3-Dichloropropene	ND		0.50	0.080	ug/L			02/15/24 20:03	1
Ethylbenzene	ND		0.50	0.080	ug/L			02/15/24 20:03	1
Styrene	ND		0.50	0.070	ug/L			02/15/24 20:03	1
1,4-Dichlorobenzene	ND		0.50	0.070	ug/L			02/15/24 20:03	1
1,2-Dibromoethane	ND		0.50	0.080	ug/L			02/15/24 20:03	1
1,1-Dichloropropene	ND		0.50	0.10	ug/L			02/15/24 20:03	1
1,2-Dichloroethane	ND		0.50	0.070	ug/L			02/15/24 20:03	1
1,2,3-Trichlorobenzene	ND		0.50	0.070	ug/L			02/15/24 20:03	1
1,2,3-Trichloropropane	ND		1.0	0.10	ug/L			02/15/24 20:03	1
Toluene	ND		0.50	0.080	ug/L			02/15/24 20:03	1
Chlorobenzene	ND		0.50	0.070	ug/L			02/15/24 20:03	1
1,2,4-Trimethylbenzene	ND		0.50	0.080	ug/L			02/15/24 20:03	1
1,2,4-Trichlorobenzene	ND		0.50	0.070	ug/L			02/15/24 20:03	1
Dibromochloromethane	ND		0.50	0.080	ug/L			02/15/24 20:03	1
Xylenes, Total	ND		1.0	0.070	ug/L			02/15/24 20:03	1
Tetrachloroethene	ND		0.50	0.20	ug/L			02/15/24 20:03	1
cis-1,2-Dichloroethene	ND		0.50	0.080	ug/L			02/15/24 20:03	1
trans-1,2-Dichloroethene	ND		0.50	0.10	ug/L			02/15/24 20:03	1
Methyl tertiary butyl ether	ND		0.50	0.080	ug/L			02/15/24 20:03	1
1,3,5-Trimethylbenzene	ND		0.50	0.080	ug/L			02/15/24 20:03	1
1,3-Dichlorobenzene	ND		0.50	0.070	ug/L			02/15/24 20:03	1
1,3-Dichloropropane	ND		0.50	0.080	ug/L			02/15/24 20:03	1
Chloroform	ND		0.50	0.090	ug/L			02/15/24 20:03	1
Benzene	ND		0.50	0.10	ug/L			02/15/24 20:03	1
1,1,1-Trichloroethane	ND		0.50	0.080	ug/L			02/15/24 20:03	1
Bromomethane	ND		0.50	0.10	ug/L			02/15/24 20:03	1
Chloromethane	ND		0.50	0.10	ug/L			02/15/24 20:03	1
Chloroethane	ND		0.50	0.10	ug/L			02/15/24 20:03	1
2,2-Dichloropropane	ND		0.50	0.10	ug/L			02/15/24 20:03	1
Vinyl chloride	ND		0.50	0.10	ug/L			02/15/24 20:03	1
Methylene Chloride	ND		0.50	0.20	ug/L			02/15/24 20:03	1
Carbon disulfide	ND		1.0	0.10	ug/L			02/15/24 20:03	1
Bromoform	ND		1.0	0.30	ug/L			02/15/24 20:03	1
Bromodichloromethane	ND		0.50	0.080	ug/L			02/15/24 20:03	1
1,1-Dichloroethane	ND		0.50	0.10	ug/L			02/15/24 20:03	1
2-Chlorotoluene	ND		0.50	0.080	ug/L			02/15/24 20:03	1
1,1-Dichloroethene	ND		0.50	0.10	ug/L			02/15/24 20:03	1
Trichlorofluoromethane	ND		0.50	0.10	ug/L			02/15/24 20:03	1
4-Chlorotoluene	ND		0.50	0.080	ug/L			02/15/24 20:03	1
Dichlorodifluoromethane	ND		0.50	0.10	ug/L			02/15/24 20:03	1
1,2-Dichloropropane	ND		0.50	0.10	ug/L			02/15/24 20:03	1
1,1,2-Trichloroethane	ND		0.50	0.080	ug/L			02/15/24 20:03	1
Acrylonitrile	ND		5.0	0.40	ug/L			02/15/24 20:03	1
Trichloroethene	ND		0.50	0.080	ug/L			02/15/24 20:03	1
1,1,2,2-Tetrachloroethane	ND		0.50	0.10	ug/L			02/15/24 20:03	1
1,2-Dichlorobenzene	ND		0.50	0.070	ug/L			02/15/24 20:03	1

Method: 8260C LL - Volatile Organic Compounds by GC/MS (Continued)

Lab Sample ID: MB 410-473876/6
Matrix: Water
Analysis Batch: 473876

Client Sample ID: Method Blank
Prep Type: Total/NA

Analyte	MB Result	MB Qualifier	RL	MDL	Unit	D	Prepared	Analyzed	Dil Fac
1,2-Dibromo-3-Chloropropane	ND		0.50	0.10	ug/L			02/15/24 20:03	1
Bromobenzene	ND		0.50	0.080	ug/L			02/15/24 20:03	1
Bromochloromethane	ND		0.50	0.080	ug/L			02/15/24 20:03	1
Isopropylbenzene	ND		0.50	0.080	ug/L			02/15/24 20:03	1
Dibromomethane	ND		0.50	0.080	ug/L			02/15/24 20:03	1
di-Isopropyl ether	ND		0.50	0.10	ug/L			02/15/24 20:03	1
Ethyl t-butyl ether	ND		0.50	0.080	ug/L			02/15/24 20:03	1
Hexachlorobutadiene	ND		0.50	0.080	ug/L			02/15/24 20:03	1
Naphthalene	ND		0.50	0.080	ug/L			02/15/24 20:03	1
n-Butylbenzene	ND		0.50	0.080	ug/L			02/15/24 20:03	1
N-Propylbenzene	ND		0.50	0.10	ug/L			02/15/24 20:03	1
p-Isopropyltoluene	ND		0.50	0.080	ug/L			02/15/24 20:03	1
sec-Butylbenzene	ND		0.50	0.10	ug/L			02/15/24 20:03	1
t-Amyl methyl ether	ND		0.50	0.20	ug/L			02/15/24 20:03	1
t-Butyl alcohol	ND		10	3.0	ug/L			02/15/24 20:03	1
tert-Butylbenzene	ND		0.50	0.080	ug/L			02/15/24 20:03	1
trans-1,4-Dichloro-2-butene	ND		5.0	2.0	ug/L			02/15/24 20:03	1

Surrogate	*MB %Recovery*	*MB Qualifier*	*Limits*	*Prepared*	*Analyzed*	*Dil Fac*
1,2-Dichloroethane-d4 (Surr)	*111*		*80 - 120*		*02/15/24 20:03*	*1*
Dibromofluoromethane (Surr)	*105*		*80 - 120*		*02/15/24 20:03*	*1*
4-Bromofluorobenzene (Surr)	*92*		*80 - 120*		*02/15/24 20:03*	*1*
Toluene-d8 (Surr)	*104*		*80 - 120*		*02/15/24 20:03*	*1*

Lab Sample ID: LCS 410-473876/4
Matrix: Water
Analysis Batch: 473876

Client Sample ID: Lab Control Sample
Prep Type: Total/NA

Analyte	Spike Added	LCS Result	LCS Qualifier	Unit	D	%Rec	%Rec Limits
1,1,1,2-Tetrachloroethane	5.00	5.27		ug/L		105	71 - 134
cis-1,3-Dichloropropene	5.00	4.92		ug/L		98	67 - 121
trans-1,3-Dichloropropene	5.00	5.08		ug/L		102	61 - 129
Ethylbenzene	5.00	5.18		ug/L		104	80 - 120
Styrene	5.00	5.28		ug/L		106	80 - 120
1,4-Dichlorobenzene	5.00	5.18		ug/L		104	80 - 120
1,2-Dibromoethane	5.00	5.21		ug/L		104	80 - 120
1,1-Dichloropropene	5.00	5.06		ug/L		101	74 - 120
1,2-Dichloroethane	5.00	4.91		ug/L		98	69 - 122
1,2,3-Trichlorobenzene	5.00	5.61		ug/L		112	68 - 125
1,2,3-Trichloropropane	5.00	5.41		ug/L		108	80 - 125
Toluene	5.00	5.19		ug/L		104	80 - 120
Chlorobenzene	5.00	5.26		ug/L		105	80 - 120
1,2,4-Trimethylbenzene	5.00	5.13		ug/L		103	80 - 120
1,2,4-Trichlorobenzene	5.00	5.60		ug/L		112	68 - 122
Dibromochloromethane	5.00	5.46		ug/L		109	64 - 138
Xylenes, Total	15.0	15.6		ug/L		104	80 - 120
Tetrachloroethene	5.00	5.13		ug/L		103	80 - 120
cis-1,2-Dichloroethene	5.00	5.14		ug/L		103	80 - 122

Method: 8260C LL - Volatile Organic Compounds by GC/MS (Continued)

Lab Sample ID: LCS 410-473876/4
Matrix: Water
Analysis Batch: 473876

Client Sample ID: Lab Control Sample
Prep Type: Total/NA

Analyte	Spike Added	LCS Result	LCS Qualifier	Unit	D	%Rec	%Rec Limits
trans-1,2-Dichloroethene	5.00	5.10		ug/L		102	80 - 122
Methyl tertiary butyl ether	5.00	4.64		ug/L		93	69 - 120
1,3,5-Trimethylbenzene	5.00	5.15		ug/L		103	80 - 120
1,3-Dichlorobenzene	5.00	5.20		ug/L		104	80 - 120
1,3-Dichloropropane	5.00	5.15		ug/L		103	80 - 120
Chloroform	5.00	4.77		ug/L		95	80 - 120
Benzene	5.00	5.09		ug/L		102	80 - 120
1,1,1-Trichloroethane	5.00	4.94		ug/L		99	78 - 126
Bromomethane	5.00	4.42		ug/L		88	60 - 136
Chloromethane	5.00	3.99		ug/L		80	56 - 124
Chloroethane	5.00	4.80		ug/L		96	63 - 120
2,2-Dichloropropane	5.00	4.81		ug/L		96	61 - 141
Vinyl chloride	5.00	4.14		ug/L		83	60 - 125
Methylene Chloride	5.00	5.10		ug/L		102	80 - 120
Carbon disulfide	5.00	4.86		ug/L		97	67 - 130
Bromoform	5.00	5.44		ug/L		109	49 - 144
Bromodichloromethane	5.00	5.12		ug/L		102	73 - 124
1,1-Dichloroethane	5.00	5.04		ug/L		101	74 - 120
2-Chlorotoluene	5.00	5.21		ug/L		104	80 - 120
1,1-Dichloroethene	5.00	5.17		ug/L		103	80 - 131
Trichlorofluoromethane	5.00	4.63		ug/L		93	62 - 136
4-Chlorotoluene	5.00	5.23		ug/L		105	80 - 120
Dichlorodifluoromethane	5.00	3.77		ug/L		75	43 - 123
1,2-Dichloropropane	5.00	5.13		ug/L		103	80 - 120
1,1,2-Trichloroethane	5.00	5.23		ug/L		105	80 - 120
Acrylonitrile	25.0	24.7		ug/L		99	64 - 139
Trichloroethene	5.00	4.99		ug/L		100	80 - 120
1,1,2,2-Tetrachloroethane	5.00	5.41		ug/L		108	75 - 123
1,2-Dichlorobenzene	5.00	5.28		ug/L		106	80 - 120
1,2-Dibromo-3-Chloropropane	5.00	5.31		ug/L		106	56 - 148
Bromobenzene	5.00	5.21		ug/L		104	80 - 120
Bromochloromethane	5.00	5.32		ug/L		106	80 - 120
Isopropylbenzene	5.00	5.53		ug/L		111	80 - 120
Dibromomethane	5.00	5.10		ug/L		102	80 - 122
di-Isopropyl ether	5.00	4.78		ug/L		96	58 - 131
Ethyl t-butyl ether	5.00	4.73		ug/L		95	57 - 126
Hexachlorobutadiene	5.00	5.58		ug/L		112	72 - 132
Naphthalene	5.00	5.70		ug/L		114	64 - 122
n-Butylbenzene	5.00	5.33		ug/L		107	74 - 123
N-Propylbenzene	5.00	5.29		ug/L		106	74 - 122
p-Isopropyltoluene	5.00	5.16		ug/L		103	80 - 120
sec-Butylbenzene	5.00	5.23		ug/L		105	80 - 120
t-Amyl methyl ether	5.00	4.78		ug/L		96	65 - 125
t-Butyl alcohol	50.0	53.1		ug/L		106	62 - 138
tert-Butylbenzene	5.00	4.81		ug/L		96	79 - 120
trans-1,4-Dichloro-2-butene	25.0	24.6		ug/L		99	10 - 172

Method: 8260C LL - Volatile Organic Compounds by GC/MS (Continued)

Lab Sample ID: LCS 410-473876/4
Matrix: Water
Analysis Batch: 473876

Client Sample ID: Lab Control Sample
Prep Type: Total/NA

Surrogate	LCS %Recovery	LCS Qualifier	Limits
1,2-Dichloroethane-d4 (Surr)	109		80 - 120
Dibromofluoromethane (Surr)	103		80 - 120
4-Bromofluorobenzene (Surr)	94		80 - 120
Toluene-d8 (Surr)	105		80 - 120

Method: 8015D - Gasoline Range Organics (GRO) (GC)

Lab Sample ID: MB 410-473166/5
Matrix: Water
Analysis Batch: 473166

Client Sample ID: Method Blank
Prep Type: Total/NA

Analyte	MB Result	MB Qualifier	RL	MDL	Unit	D	Prepared	Analyzed	Dil Fac
GRO (1C)	ND		0.050	0.023	mg/L			02/14/24 12:11	1

Surrogate	MB %Recovery	MB Qualifier	Limits	Prepared	Analyzed	Dil Fac
a,a,a-Trifluorotoluene (fid) (1C)	104		63 - 135		02/14/24 12:11	1

Lab Sample ID: LCS 410-473166/6
Matrix: Water
Analysis Batch: 473166

Client Sample ID: Lab Control Sample
Prep Type: Total/NA

Analyte			Spike Added	LCS Result	LCS Qualifier	Unit	D	%Rec	%Rec Limits		
GRO (1C)			1.10	1.09		mg/L		99	70 - 123		

Surrogate	LCS %Recovery	LCS Qualifier	Limits
a,a,a-Trifluorotoluene (fid) (1C)	95		63 - 135

Lab Sample ID: LCSD 410-473166/7
Matrix: Water
Analysis Batch: 473166

Client Sample ID: Lab Control Sample Dup
Prep Type: Total/NA

Analyte			Spike Added	LCSD Result	LCSD Qualifier	Unit	D	%Rec	%Rec Limits	RPD	RPD Limit
GRO (1C)			1.10	1.11		mg/L		101	70 - 123	2	30

Surrogate	LCSD %Recovery	LCSD Qualifier	Limits
a,a,a-Trifluorotoluene (fid) (1C)	95		63 - 135

Lab Sample ID: MB 410-474169/5
Matrix: Water
Analysis Batch: 474169

Client Sample ID: Method Blank
Prep Type: Total/NA

Analyte	MB Result	MB Qualifier	RL	MDL	Unit	D	Prepared	Analyzed	Dil Fac
GRO (1C)	ND		0.050	0.023	mg/L			02/16/24 13:44	1

Surrogate	MB %Recovery	MB Qualifier	Limits	Prepared	Analyzed	Dil Fac
a,a,a-Trifluorotoluene (fid) (1C)	104		63 - 135		02/16/24 13:44	1

Method: 8015D - Gasoline Range Organics (GRO) (GC) (Continued)

Lab Sample ID: LCS 410-474169/6 — **Client Sample ID: Lab Control Sample**
Matrix: Water — **Prep Type: Total/NA**
Analysis Batch: 474169

Analyte			Spike Added	LCS Result	LCS Qualifier	Unit	D	%Rec	%Rec Limits		
GRO (1C)			1.10	1.10		mg/L		100	70 - 123		

Surrogate	*LCS %Recovery*	*LCS Qualifier*	*Limits*
a,a,a-Trifluorotoluene (fid) (1C)	*96*		*63 - 135*

Lab Sample ID: LCSD 410-474169/7 — **Client Sample ID: Lab Control Sample Dup**
Matrix: Water — **Prep Type: Total/NA**
Analysis Batch: 474169

Analyte			Spike Added	LCSD Result	LCSD Qualifier	Unit	D	%Rec	%Rec Limits	RPD	RPD Limit
GRO (1C)			1.10	1.11		mg/L		101	70 - 123	1	30

Surrogate	*LCSD %Recovery*	*LCSD Qualifier*	*Limits*
a,a,a-Trifluorotoluene (fid) (1C)	*95*		*63 - 135*

Method: 8015D - Diesel Range Organics (DRO) (GC)

Lab Sample ID: MB 410-475041/1-A — **Client Sample ID: Method Blank**
Matrix: Water — **Prep Type: Total/NA**
Analysis Batch: 475157 — **Prep Batch: 475041**

Analyte	MB Result	MB Qualifier	RL	MDL	Unit	D	Prepared	Analyzed	Dil Fac
DRO (C10-C28)	ND		110	56	ug/L		02/20/24 09:25	02/20/24 15:43	1

Surrogate	*MB %Recovery*	*MB Qualifier*	*Limits*	*Prepared*	*Analyzed*	*Dil Fac*
o- terphenyl (Surr)	*110*		*37 - 153*	*02/20/24 09:25*	*02/20/24 15:43*	*1*

Lab Sample ID: LCS 410-475041/2-A — **Client Sample ID: Lab Control Sample**
Matrix: Water — **Prep Type: Total/NA**
Analysis Batch: 475157 — **Prep Batch: 475041**

Analyte			Spike Added	LCS Result	LCS Qualifier	Unit	D	%Rec	%Rec Limits		
DRO (C10-C28)			2640	3130		ug/L		119	78 - 133		

Surrogate	*LCS %Recovery*	*LCS Qualifier*	*Limits*
o- terphenyl (Surr)	*100*		*37 - 153*

Lab Sample ID: LCSD 410-475041/3-A — **Client Sample ID: Lab Control Sample Dup**
Matrix: Water — **Prep Type: Total/NA**
Analysis Batch: 475157 — **Prep Batch: 475041**

Analyte			Spike Added	LCSD Result	LCSD Qualifier	Unit	D	%Rec	%Rec Limits	RPD	RPD Limit
DRO (C10-C28)			2690	2920		ug/L		109	78 - 133	7	20

Surrogate	*LCSD %Recovery*	*LCSD Qualifier*	*Limits*
o- terphenyl (Surr)	*105*		*37 - 153*

QC Association Summary

Client: Groundwater & Environmental Services Inc
Project/Site: High's Store No 141

Job ID: 410-160418-1

GC/MS VOA

Analysis Batch: 472970

Lab Sample ID	Client Sample ID	Prep Type	Matrix	Method	Prep Batch
410-160418-1	MW-14B	Total/NA	Water	8260C LL	
410-160418-2	RW-1	Total/NA	Water	8260C LL	
410-160418-3	MW-3	Total/NA	Water	8260C LL	
410-160418-4	MW-16A	Total/NA	Water	8260C LL	
410-160418-5	MW-16B	Total/NA	Water	8260C LL	
410-160418-6	MW-22	Total/NA	Water	8260C LL	
MB 410-472970/7	Method Blank	Total/NA	Water	8260C LL	
LCS 410-472970/4	Lab Control Sample	Total/NA	Water	8260C LL	
LCSD 410-472970/5	Lab Control Sample Dup	Total/NA	Water	8260C LL	

Analysis Batch: 473406

Lab Sample ID	Client Sample ID	Prep Type	Matrix	Method	Prep Batch
410-160418-7	MW-15	Total/NA	Water	8260C LL	
410-160418-8	MW-7A	Total/NA	Water	8260C LL	
410-160418-9	RW-2	Total/NA	Water	8260C LL	
410-160418-10	MW-7B	Total/NA	Water	8260C LL	
MB 410-473406/6	Method Blank	Total/NA	Water	8260C LL	
LCS 410-473406/4	Lab Control Sample	Total/NA	Water	8260C LL	

Analysis Batch: 473876

Lab Sample ID	Client Sample ID	Prep Type	Matrix	Method	Prep Batch
410-160418-7 - DL	MW-15	Total/NA	Water	8260C LL	
MB 410-473876/6	Method Blank	Total/NA	Water	8260C LL	
LCS 410-473876/4	Lab Control Sample	Total/NA	Water	8260C LL	

GC VOA

Analysis Batch: 473166

Lab Sample ID	Client Sample ID	Prep Type	Matrix	Method	Prep Batch
410-160418-1	MW-14B	Total/NA	Water	8015D	
410-160418-2	RW-1	Total/NA	Water	8015D	
410-160418-3	MW-3	Total/NA	Water	8015D	
410-160418-4	MW-16A	Total/NA	Water	8015D	
410-160418-5	MW-16B	Total/NA	Water	8015D	
MB 410-473166/5	Method Blank	Total/NA	Water	8015D	
LCS 410-473166/6	Lab Control Sample	Total/NA	Water	8015D	
LCSD 410-473166/7	Lab Control Sample Dup	Total/NA	Water	8015D	

Analysis Batch: 474169

Lab Sample ID	Client Sample ID	Prep Type	Matrix	Method	Prep Batch
410-160418-6	MW-22	Total/NA	Water	8015D	
410-160418-7	MW-15	Total/NA	Water	8015D	
410-160418-8	MW-7A	Total/NA	Water	8015D	
410-160418-9	RW-2	Total/NA	Water	8015D	
410-160418-10	MW-7B	Total/NA	Water	8015D	
MB 410-474169/5	Method Blank	Total/NA	Water	8015D	
LCS 410-474169/6	Lab Control Sample	Total/NA	Water	8015D	
LCSD 410-474169/7	Lab Control Sample Dup	Total/NA	Water	8015D	

QC Association Summary

Client: Groundwater & Environmental Services Inc
Job ID: 410-160418-1
Project/Site: High's Store No 141

GC Semi VOA

Prep Batch: 475041

Lab Sample ID	Client Sample ID	Prep Type	Matrix	Method	Prep Batch
410-160418-1	MW-14B	Total/NA	Water	3511	
410-160418-2	RW-1	Total/NA	Water	3511	
410-160418-3	MW-3	Total/NA	Water	3511	
410-160418-4	MW-16A	Total/NA	Water	3511	
410-160418-5	MW-16B	Total/NA	Water	3511	
410-160418-6	MW-22	Total/NA	Water	3511	
410-160418-7	MW-15	Total/NA	Water	3511	
410-160418-8	MW-7A	Total/NA	Water	3511	
410-160418-9	RW-2	Total/NA	Water	3511	
410-160418-10	MW-7B	Total/NA	Water	3511	
MB 410-475041/1-A	Method Blank	Total/NA	Water	3511	
LCS 410-475041/2-A	Lab Control Sample	Total/NA	Water	3511	
LCSD 410-475041/3-A	Lab Control Sample Dup	Total/NA	Water	3511	

Analysis Batch: 475157

Lab Sample ID	Client Sample ID	Prep Type	Matrix	Method	Prep Batch
410-160418-1	MW-14B	Total/NA	Water	8015D	475041
410-160418-2	RW-1	Total/NA	Water	8015D	475041
410-160418-3	MW-3	Total/NA	Water	8015D	475041
410-160418-4	MW-16A	Total/NA	Water	8015D	475041
410-160418-5	MW-16B	Total/NA	Water	8015D	475041
410-160418-6	MW-22	Total/NA	Water	8015D	475041
410-160418-7	MW-15	Total/NA	Water	8015D	475041
410-160418-8	MW-7A	Total/NA	Water	8015D	475041
410-160418-9	RW-2	Total/NA	Water	8015D	475041
410-160418-10	MW-7B	Total/NA	Water	8015D	475041
MB 410-475041/1-A	Method Blank	Total/NA	Water	8015D	475041
LCS 410-475041/2-A	Lab Control Sample	Total/NA	Water	8015D	475041
LCSD 410-475041/3-A	Lab Control Sample Dup	Total/NA	Water	8015D	475041

Lab Chronicle

Client: Groundwater & Environmental Services Inc
Project/Site: High's Store No 141

Job ID: 410-160418-1

Client Sample ID: MW-14B

Lab Sample ID: 410-160418-1

Date Collected: 02/07/24 10:45
Date Received: 02/09/24 16:56

Matrix: Water

Prep Type	Batch Type	Batch Method	Run	Dilution Factor	Batch Number	Analyst	Lab	Prepared or Analyzed
Total/NA	Analysis	8260C LL		1	472970	JS6E	ELLE	02/14/24 01:34
Total/NA	Analysis	8015D		1	473166	SE8S	ELLE	02/14/24 20:02
Total/NA	Prep	3511			475041	UMAD	ELLE	02/20/24 09:25
Total/NA	Analysis	8015D		1	475157	UHEW	ELLE	02/20/24 20:56

Client Sample ID: RW-1

Lab Sample ID: 410-160418-2

Date Collected: 02/07/24 11:45
Date Received: 02/09/24 16:56

Matrix: Water

Prep Type	Batch Type	Batch Method	Run	Dilution Factor	Batch Number	Analyst	Lab	Prepared or Analyzed
Total/NA	Analysis	8260C LL		1	472970	JS6E	ELLE	02/14/24 01:54
Total/NA	Analysis	8015D		1	473166	SE8S	ELLE	02/14/24 20:27
Total/NA	Prep	3511			475041	UMAD	ELLE	02/20/24 09:25
Total/NA	Analysis	8015D		1	475157	UHEW	ELLE	02/20/24 21:20

Client Sample ID: MW-3

Lab Sample ID: 410-160418-3

Date Collected: 02/07/24 12:45
Date Received: 02/09/24 16:56

Matrix: Water

Prep Type	Batch Type	Batch Method	Run	Dilution Factor	Batch Number	Analyst	Lab	Prepared or Analyzed
Total/NA	Analysis	8260C LL		1	472970	JS6E	ELLE	02/14/24 02:15
Total/NA	Analysis	8015D		1	473166	SE8S	ELLE	02/14/24 20:53
Total/NA	Prep	3511			475041	UMAD	ELLE	02/20/24 09:25
Total/NA	Analysis	8015D		1	475157	UHEW	ELLE	02/20/24 21:44

Client Sample ID: MW-16A

Lab Sample ID: 410-160418-4

Date Collected: 02/07/24 13:45
Date Received: 02/09/24 16:56

Matrix: Water

Prep Type	Batch Type	Batch Method	Run	Dilution Factor	Batch Number	Analyst	Lab	Prepared or Analyzed
Total/NA	Analysis	8260C LL		1	472970	JS6E	ELLE	02/14/24 02:36
Total/NA	Analysis	8015D		1	473166	SE8S	ELLE	02/14/24 21:18
Total/NA	Prep	3511			475041	UMAD	ELLE	02/20/24 09:25
Total/NA	Analysis	8015D		1	475157	UHEW	ELLE	02/20/24 22:08

Client Sample ID: MW-16B

Lab Sample ID: 410-160418-5

Date Collected: 02/07/24 14:45
Date Received: 02/09/24 16:56

Matrix: Water

Prep Type	Batch Type	Batch Method	Run	Dilution Factor	Batch Number	Analyst	Lab	Prepared or Analyzed
Total/NA	Analysis	8260C LL		1	472970	JS6E	ELLE	02/14/24 02:57
Total/NA	Analysis	8015D		1	473166	SE8S	ELLE	02/14/24 21:43
Total/NA	Prep	3511			475041	UMAD	ELLE	02/20/24 09:25
Total/NA	Analysis	8015D		1	475157	UHEW	ELLE	02/20/24 22:33

Lab Chronicle

Client: Groundwater & Environmental Services Inc
Project/Site: High's Store No 141

Job ID: 410-160418-1

Client Sample ID: MW-22

Lab Sample ID: 410-160418-6

Date Collected: 02/08/24 09:10
Date Received: 02/09/24 16:56

Matrix: Water

Prep Type	Batch Type	Batch Method	Run	Dilution Factor	Batch Number	Analyst	Lab	Prepared or Analyzed
Total/NA	Analysis	8260C LL		1	472970	JS6E	ELLE	02/14/24 04:00
Total/NA	Analysis	8015D		1	474169	SE8S	ELLE	02/16/24 15:25
Total/NA	Prep	3511			475041	UMAD	ELLE	02/20/24 09:25
Total/NA	Analysis	8015D		1	475157	UHEW	ELLE	02/20/24 22:57

Client Sample ID: MW-15

Lab Sample ID: 410-160418-7

Date Collected: 02/08/24 10:05
Date Received: 02/09/24 16:56

Matrix: Water

Prep Type	Batch Type	Batch Method	Run	Dilution Factor	Batch Number	Analyst	Lab	Prepared or Analyzed
Total/NA	Analysis	8260C LL	DL	10	473876	JS6E	ELLE	02/15/24 21:41
Total/NA	Analysis	8260C LL		1	473406	JS6E	ELLE	02/15/24 01:58
Total/NA	Analysis	8015D		1	474169	SE8S	ELLE	02/16/24 15:50
Total/NA	Prep	3511			475041	UMAD	ELLE	02/20/24 09:25
Total/NA	Analysis	8015D		1	475157	UHEW	ELLE	02/20/24 23:20

Client Sample ID: MW-7A

Lab Sample ID: 410-160418-8

Date Collected: 02/08/24 11:35
Date Received: 02/09/24 16:56

Matrix: Water

Prep Type	Batch Type	Batch Method	Run	Dilution Factor	Batch Number	Analyst	Lab	Prepared or Analyzed
Total/NA	Analysis	8260C LL		1	473406	JS6E	ELLE	02/15/24 02:18
Total/NA	Analysis	8015D		1	474169	SE8S	ELLE	02/16/24 16:15
Total/NA	Prep	3511			475041	UMAD	ELLE	02/20/24 09:25
Total/NA	Analysis	8015D		1	475157	UHEW	ELLE	02/20/24 23:44

Client Sample ID: RW-2

Lab Sample ID: 410-160418-9

Date Collected: 02/08/24 12:45
Date Received: 02/09/24 16:56

Matrix: Water

Prep Type	Batch Type	Batch Method	Run	Dilution Factor	Batch Number	Analyst	Lab	Prepared or Analyzed
Total/NA	Analysis	8260C LL		1	473406	JS6E	ELLE	02/15/24 02:39
Total/NA	Analysis	8015D		1	474169	SE8S	ELLE	02/16/24 16:41
Total/NA	Prep	3511			475041	UMAD	ELLE	02/20/24 09:25
Total/NA	Analysis	8015D		1	475157	UHEW	ELLE	02/21/24 00:08

Client Sample ID: MW-7B

Lab Sample ID: 410-160418-10

Date Collected: 02/08/24 13:45
Date Received: 02/09/24 16:56

Matrix: Water

Prep Type	Batch Type	Batch Method	Run	Dilution Factor	Batch Number	Analyst	Lab	Prepared or Analyzed
Total/NA	Analysis	8260C LL		1	473406	JS6E	ELLE	02/15/24 03:00
Total/NA	Analysis	8015D		1	474169	SE8S	ELLE	02/16/24 17:06
Total/NA	Prep	3511			475041	UMAD	ELLE	02/20/24 09:25
Total/NA	Analysis	8015D		1	475157	UHEW	ELLE	02/21/24 00:32

Laboratory References:

ELLE = Eurofins Lancaster Laboratories Environment Testing, LLC, 2425 New Holland Pike, Lancaster, PA 17601, TEL (717)656-2300

Accreditation/Certification Summary

Client: Groundwater & Environmental Services Inc
Job ID: 410-160418-1
Project/Site: High's Store No 141

Laboratory: Eurofins Lancaster Laboratories Environment Testing, LLC

Unless otherwise noted, all analytes for this laboratory were covered under each accreditation/certification below.

Authority	Program	Identification Number	Expiration Date
Maryland	State	100	06-30-24

The following analytes are included in this report, but the laboratory is not certified by the governing authority. This list may include analytes for which the agency does not offer certification.

Analysis Method	Prep Method	Matrix	Analyte
8015D		Water	GRO (1C)
8015D	3511	Water	DRO (C10-C28)
8260C LL		Water	1,1,1,2-Tetrachloroethane
8260C LL		Water	1,1,1-Trichloroethane
8260C LL		Water	1,1,2,2-Tetrachloroethane
8260C LL		Water	1,1,2-Trichloroethane
8260C LL		Water	1,1-Dichloroethane
8260C LL		Water	1,1-Dichloroethene
8260C LL		Water	1,1-Dichloropropene
8260C LL		Water	1,2,3-Trichlorobenzene
8260C LL		Water	1,2,3-Trichloropropane
8260C LL		Water	1,2,4-Trichlorobenzene
8260C LL		Water	1,2,4-Trimethylbenzene
8260C LL		Water	1,2-Dibromo-3-Chloropropane
8260C LL		Water	1,2-Dibromoethane
8260C LL		Water	1,2-Dichlorobenzene
8260C LL		Water	1,2-Dichloroethane
8260C LL		Water	1,2-Dichloropropane
8260C LL		Water	1,3,5-Trimethylbenzene
8260C LL		Water	1,3-Dichlorobenzene
8260C LL		Water	1,3-Dichloropropane
8260C LL		Water	1,4-Dichlorobenzene
8260C LL		Water	2,2-Dichloropropane
8260C LL		Water	2-Chlorotoluene
8260C LL		Water	4-Chlorotoluene
8260C LL		Water	Acrylonitrile
8260C LL		Water	Benzene
8260C LL		Water	Bromobenzene
8260C LL		Water	Bromochloromethane
8260C LL		Water	Bromodichloromethane
8260C LL		Water	Bromoform
8260C LL		Water	Bromomethane
8260C LL		Water	Carbon disulfide
8260C LL		Water	Chlorobenzene
8260C LL		Water	Chloroethane
8260C LL		Water	Chloroform
8260C LL		Water	Chloromethane
8260C LL		Water	cis-1,2-Dichloroethene
8260C LL		Water	cis-1,3-Dichloropropene
8260C LL		Water	Dibromochloromethane
8260C LL		Water	Dibromomethane
8260C LL		Water	Dichlorodifluoromethane
8260C LL		Water	di-Isopropyl ether
8260C LL		Water	Ethyl t-butyl ether
8260C LL		Water	Ethylbenzene

Laboratory: Eurofins Lancaster Laboratories Environment Testing, LLC (Continued)

Unless otherwise noted, all analytes for this laboratory were covered under each accreditation/certification below.

Authority	Program	Identification Number	Expiration Date

The following analytes are included in this report, but the laboratory is not certified by the governing authority. This list may include analytes for which the agency does not offer certification.

Analysis Method	Prep Method	Matrix	Analyte
8260C LL		Water	Hexachlorobutadiene
8260C LL		Water	Isopropylbenzene
8260C LL		Water	Methyl tertiary butyl ether
8260C LL		Water	Methylene Chloride
8260C LL		Water	Naphthalene
8260C LL		Water	n-Butylbenzene
8260C LL		Water	N-Propylbenzene
8260C LL		Water	p-Isopropyltoluene
8260C LL		Water	sec-Butylbenzene
8260C LL		Water	Styrene
8260C LL		Water	t-Amyl methyl ether
8260C LL		Water	t-Butyl alcohol
8260C LL		Water	tert-Butylbenzene
8260C LL		Water	Tetrachloroethene
8260C LL		Water	Toluene
8260C LL		Water	trans-1,2-Dichloroethene
8260C LL		Water	trans-1,3-Dichloropropene
8260C LL		Water	trans-1,4-Dichloro-2-butene
8260C LL		Water	Trichloroethene
8260C LL		Water	Trichlorofluoromethane
8260C LL		Water	Vinyl chloride
8260C LL		Water	Xylenes, Total

Method Summary

Client: Groundwater & Environmental Services Inc
Project/Site: High's Store No 141

Job ID: 410-160418-1

Method	Method Description	Protocol	Laboratory
8260C LL	Volatile Organic Compounds by GC/MS	SW846	ELLE
8015D	Gasoline Range Organics (GRO) (GC)	SW846	ELLE
8015D	Diesel Range Organics (DRO) (GC)	SW846	ELLE
3511	Microextraction of Organic Compounds	SW846	ELLE
5030B	Purge and Trap	SW846	ELLE
5030C	Purge and Trap	SW846	ELLE

Protocol References:

SW846 = "Test Methods For Evaluating Solid Waste, Physical/Chemical Methods", Third Edition, November 1986 And Its Updates.

Laboratory References:

ELLE = Eurofins Lancaster Laboratories Environment Testing, LLC, 2425 New Holland Pike, Lancaster, PA 17601, TEL (717)656-2300

Sample Summary

Client: Groundwater & Environmental Services Inc
Project/Site: High's Store No 141

Job ID: 410-160418-1

Lab Sample ID	Client Sample ID	Matrix	Collected	Received
410-160418-1	MW-14B	Water	02/07/24 10:45	02/09/24 16:56
410-160418-2	RW-1	Water	02/07/24 11:45	02/09/24 16:56
410-160418-3	MW-3	Water	02/07/24 12:45	02/09/24 16:56
410-160418-4	MW-16A	Water	02/07/24 13:45	02/09/24 16:56
410-160418-5	MW-16B	Water	02/07/24 14:45	02/09/24 16:56
410-160418-6	MW-22	Water	02/08/24 09:10	02/09/24 16:56
410-160418-7	MW-15	Water	02/08/24 10:05	02/09/24 16:56
410-160418-8	MW-7A	Water	02/08/24 11:35	02/09/24 16:56
410-160418-9	RW-2	Water	02/08/24 12:45	02/09/24 16:56
410-160418-10	MW-7B	Water	02/08/24 13:45	02/09/24 16:56

Environmental Analysis Custody

410-160418 Chain of Custody

eurofins | Lancaster Laboratories Environmental

Acct. # _____ Group # _____ Sample # _____

Client:	Groundwater & Env. Services, Inc.
Project Name/#:	High's Store No. 141
Site ID #:	
Project Manager:	Peter Reichardt
P.O. #:	0403465/06/206
Sampler:	Jeff Plummer
PWSID #:	
Phone #:	800-220-3606 x 3726
Quote #:	
State where sample(s) were collected:	19200 Middletown Rd, Parkton, MD

Matrix: ☐ Sediment ☐ Soil ☑ Ground ☐ Surface ☐ Potable ☐ NPDES ☐ Water ☐ Other:

Analyses Requested / Preservation Codes

Sample Identification	Collection Date	Collection Time	Grab	Composite	Total # of Containers	Full Suite VOCs plus oxygenates and Napthalene (8260) (H)	TPH-GRO (8015B) (H)	TPH-DRO (8015B) (H)	Remarks
MW-14B	2-7-24	1045	X		7	X	X	X	EQEDD file name:
RW-1	↓	1145	↓		↓	↓	↓	↓	High's Store No 141-
MW-3	↓	1245	↓		↓	↓	↓	↓	lab report #.17962.
MW-16A	↓	1345	↓		↓	↓	↓	↓	EQEDD.zip
MW-16B	2-7-24	1445	↓		↓	↓	↓	↓	Send invoice to:
MW-22	2-8-24	0910	↓		↓	↓	↓	↓	ges-invoices@
MW-15	↓	1005	↓		↓	↓	↓	↓	gesonline.com &
MW-7A	↓	1135	↓		↓	↓	↓	↓	include PO #
RW-2	↓	1245	↓		↓	↓	↓	↓	
MW-7B	2-8-24	1345	X		7	X	X	X	

For Lab Use Only
SF #: _____
SCR #: _____

Preservation Codes: H = HCl, T = Thiosulfate, N = HNO_3, B = NaOH, S = H_2SO_4, P = H_3PO_4, O = Other

Turnaround Time Requested (TAT) (please check): Standard ☑ Rush ☐
(Rush TAT is subject to laboratory approval and surcharges.)

Date results are needed:
Rush results requested by (please check): E-Mail ☑ Phone ☐
E-mail Address: midatlantic@gesonline.com & ges@equisonline.com
Phone:

Data Package Options (please check if required)
Type I (Validation/non-CLP) ☐ MA MCP ☐
Type III (Reduced non-CLP) ☐ CT RCP ☐
Type VI (Raw Data Only) ☐ TX TRRP-13 ☐
NYSDEC Category ☐ A or ☐ B

EDD Required? Yes ☑ No ☐ If yes, format: GES EQEDD
EQEDD Name: High's Store No 141-lab report #.17962.EQEDD.zip

Relinquished by:	Date	Time	Received by:	Date	Time
Jeff Plummer	2-9-24	0800	Denise Woodring	2-9-24	0800
Denise Woodring	2-9-24	13:45	[illegible]	2/9/24	13:45
[illegible]	2/9/24	16:56			
			[illegible]	2/9/24	16:56

Relinquished by Commercial Carrier:
UPS _____ FedEx _____ Other _____

Temperature upon receipt R 3.4 C 3.5 °C

Eurofins Lancaster Laboratories Environmental, LLC • 2425 New Holland Pike, Lancaster, PA 17601 • 717-656-2300 7045 0614

Login Sample Receipt Checklist

Client: Groundwater & Environmental Services Inc

Job Number: 410-160418-1

Login Number: 160418

List Source: Eurofins Lancaster Laboratories Environment Testing, LLC

List Number: 1

Creator: Roth, Stephanie

Question	Answer	Comment
The cooler's custody seal is intact.	N/A	Not present
The cooler or samples do not appear to have been compromised or tampered with.	True	
Samples were received on ice.	True	
Cooler Temperature acceptable,where thermal pres is required(</=6C, not frozen).	True	
Cooler Temperature is recorded.	True	
WV:Container Temp acceptable,where thermal pres is required (</=6C, not frozen).	N/A	
WV: Container Temperature is recorded.	N/A	
COC is present.	True	
COC is filled out in ink and legible.	True	
COC is filled out with all pertinent information.	True	
There are no discrepancies between the containers received and the COC.	True	
Sample containers have legible labels.	True	
Containers are not broken or leaking.	True	
Sample collection date/times are provided.	True	
Appropriate sample containers are used.	True	
Sample bottles are completely filled.	True	
There is sufficient vol. for all requested analyses.	True	
Is the Field Sampler's name present on COC?	True	
Sample custody seals are intact.	N/A	Not present.
VOA sample vials do not have headspace >6mm in diameter (none, if from WV)?	True	

eurofins | Environment Testing

ANALYTICAL REPORT

PREPARED FOR

Attn: Peter Reichardt
Groundwater & Environmental Services Inc
1350 Blair Drive
Suite H-2
Odenton, Maryland 21113

Generated 2/16/2024 10:03:16 AM

JOB DESCRIPTION

High's Store No 141

JOB NUMBER

410-160420-1

Eurofins Lancaster Laboratories Environment Testing, LLC
2425 New Holland Pike
Lancaster PA 17601

See page two for job notes and contact information.

my EOL

Eurofins Lancaster Laboratories Environment Testing, LLC

Job Notes

This report may not be reproduced except in full, and with written approval from the laboratory. The results relate only to the samples tested. For questions please contact the Project Manager at the e-mail address or telephone number listed on this page.

Analytical test results meet all requirements of the associated regulatory program (i.e., NELAC (TNI), DoD, and ISO 17025) unless otherwise noted under the individual analysis.

Authorization

Generated
2/16/2024 10:03:16 AM

Authorized for release by
Amek Carter, Project Manager
Loran.Carter@et.eurofinsus.com
(717)556-7252

Compliance Statement

Analytical test results meet all requirements of the associated regulatory program (e.g., NELAC (TNI), DoD, and ISO 17025) unless otherwise noted under the individual analysis. Data qualifiers are applied to note exceptions. Noncompliant quality control (QC) is further explained in narrative comments.
· QC results that exceed the upper limits and are associated with non-detect samples are qualified but further narration is not required since the bias is high and does not change a non-detect result. Further narration is also not required with QC blank detection when the associated sample concentration is non-detect or more than ten times the level in the blank.
· Matrix QC may not be reported if insufficient sample or site-specific QC samples were not submitted. In these situations, to demonstrate precision and accuracy at a batch level, a LCS/LCSD is performed, unless otherwise specified in the method.
· Surrogate and/or isotope dilution analyte recoveries (if applicable) which are outside of the QC window are confirmed unless attributed to a dilution or otherwise noted in the narrative.
Regulated compliance samples (e.g. SDWA, NPDES) must comply with the associated agency requirements/permits.

Measurement uncertainty values, as applicable, are available upon request.

Test results relate only to the sample tested. Clients should be aware that a critical step in a chemical or microbiological analysis is the collection of the sample. Unless the sample analyzed is truly representative of the bulk of material involved, the test results will be meaningless. If you have questions regarding the proper techniques of collecting samples, please contact us. We cannot be held responsible for sample integrity, however, unless sampling has been performed by a member of our staff. Times are local to the area of activity. Parameters listed in the 40 CFR Part 136 Table II as "analyze immediately" and tested in the laboratory are not performed within 15 minutes of collection.

This report shall not be reproduced except in full, without the written approval of the laboratory.

WARRANTY AND LIMITS OF LIABILITY - In accepting analytical work, we warrant the accuracy of test results for the sample as submitted. The foregoing express warranty is exclusive and is given in lieu of all other warranties, expressed or implied, except as otherwise agreed. We disclaim any other warranties, expressed or implied, including a warranty of fitness for particular purpose and warranty of merchantability. In no event shall Eurofins Lancaster Laboratories Environmental, LLC be liable for indirect, special, consequential, or incidental damages including, but not limited to, damages for loss of profit or goodwill regardless of (A) the negligence (either sole or concurrent) of Eurofins Lancaster Laboratories Environmental and (B) whether Eurofins Lancaster Laboratories Environmental has been informed of the possibility of such damages. We accept no legal responsibility for the purposes for which the client uses the test results. Except as otherwise agreed, no purchase order or other order for work shall be accepted by Eurofins Lancaster Laboratories Environmental which includes any conditions that vary from the Standard Terms and Conditions, and Eurofins Lancaster Laboratories Environmental hereby objects to any conflicting terms contained in any acceptance or order submitted by client.

Table of Contents

Cover Page 1
Table of Contents 4
Definitions/Glossary 5
Case Narrative 6
Detection Summary 7
Client Sample Results 8
Surrogate Summary 9
QC Sample Results 10
QC Association Summary 12
Lab Chronicle 13
Certification Summary 14
Method Summary 15
Sample Summary 16
Chain of Custody 17
Receipt Checklists 18

Definitions/Glossary

Client: Groundwater & Environmental Services Inc
Job ID: 410-160420-1
Project/Site: High's Store No 141

Qualifiers

GC/MS VOA

Qualifier	Qualifier Description
J	Result is less than the RL but greater than or equal to the MDL and the concentration is an approximate value.

Glossary

Abbreviation	These commonly used abbreviations may or may not be present in this report.
¤	Listed under the "D" column to designate that the result is reported on a dry weight basis
%R	Percent Recovery
CFL	Contains Free Liquid
CFU	Colony Forming Unit
CNF	Contains No Free Liquid
DER	Duplicate Error Ratio (normalized absolute difference)
Dil Fac	Dilution Factor
DL	Detection Limit (DoD/DOE)
DL, RA, RE, IN	Indicates a Dilution, Re-analysis, Re-extraction, or additional Initial metals/anion analysis of the sample
DLC	Decision Level Concentration (Radiochemistry)
EDL	Estimated Detection Limit (Dioxin)
LOD	Limit of Detection (DoD/DOE)
LOQ	Limit of Quantitation (DoD/DOE)
MCL	EPA recommended "Maximum Contaminant Level"
MDA	Minimum Detectable Activity (Radiochemistry)
MDC	Minimum Detectable Concentration (Radiochemistry)
MDL	Method Detection Limit
ML	Minimum Level (Dioxin)
MPN	Most Probable Number
MQL	Method Quantitation Limit
NC	Not Calculated
ND	Not Detected at the reporting limit (or MDL or EDL if shown)
NEG	Negative / Absent
POS	Positive / Present
PQL	Practical Quantitation Limit
PRES	Presumptive
QC	Quality Control
RER	Relative Error Ratio (Radiochemistry)
RL	Reporting Limit or Requested Limit (Radiochemistry)
RPD	Relative Percent Difference, a measure of the relative difference between two points
TEF	Toxicity Equivalent Factor (Dioxin)
TEQ	Toxicity Equivalent Quotient (Dioxin)
TNTC	Too Numerous To Count

Job Narrative
410-160420-1

Analytical test results meet all requirements of the associated regulatory program listed on the Accreditation/Certification Summary Page unless otherwise noted under the individual analysis. Data qualifiers are applied to indicate exceptions. Noncompliant quality control (QC) is further explained in narrative comments.

- Matrix QC may not be reported if insufficient sample or site-specific QC samples were not submitted. In these situations, to demonstrate precision and accuracy at a batch level, a LCS/LCSD may be performed, unless otherwise specified in the method.
- Surrogate and/or isotope dilution analyte recoveries (if applicable) which are outside of the QC window are confirmed unless attributed to a dilution or otherwise noted in the narrative.

Regulated compliance samples (e.g. SDWA, NPDES) must comply with the associated agency requirements/permits.

Receipt
The sample was received on 2/9/2024 4:56 PM. Unless otherwise noted below, the sample arrived in good condition, and, where required, properly preserved and on ice. The temperature of the cooler at receipt time was 3.5°C

Receipt Exceptions
A trip blank was not submitted for analysis with this sample shipment; and was not listed on the Chain of Custody (COC).

GC/MS VOA
No additional analytical or quality issues were noted, other than those described above or in the Definitions/ Glossary page.

Detection Summary

Client: Groundwater & Environmental Services Inc
Project/Site: High's Store No 141

Job ID: 410-160420-1

Client Sample ID: 1612-RAY-INF

Lab Sample ID: 410-160420-1

Analyte	Result	Qualifier	RL	MDL	Unit	Dil Fac	D	Method	Prep Type
Methyl tertiary butyl ether	0.26	J	0.50	0.10	ug/L	1		524.2	Total/NA

This Detection Summary does not include radiochemical test results.

Client Sample Results

Client: Groundwater & Environmental Services Inc
Project/Site: High's Store No 141

Job ID: 410-160420-1

Client Sample ID: 1612-RAY-INF

Lab Sample ID: 410-160420-1

Date Collected: 02/08/24 10:30

Matrix: Water

Date Received: 02/09/24 16:56

Method: EPA-DW 524.2 - Volatile Organic Compounds (GC/MS)

Analyte	Result	Qualifier	RL	MDL	Unit	D	Prepared	Analyzed	Dil Fac
t-Amyl methyl ether	ND		0.50	0.10	ug/L			02/13/24 16:40	1
Benzene	ND		0.50	0.10	ug/L			02/13/24 16:40	1
t-Butyl alcohol	ND		25	2.5	ug/L			02/13/24 16:40	1
Carbon tetrachloride	ND		0.50	0.10	ug/L			02/13/24 16:40	1
Chlorobenzene	ND		0.50	0.10	ug/L			02/13/24 16:40	1
1,2-Dichlorobenzene	ND		0.50	0.20	ug/L			02/13/24 16:40	1
1,3-Dichlorobenzene	ND		0.50	0.10	ug/L			02/13/24 16:40	1
1,2-Dichloroethane	ND		0.50	0.10	ug/L			02/13/24 16:40	1
1,1-Dichloroethene	ND		0.50	0.10	ug/L			02/13/24 16:40	1
cis-1,2-Dichloroethene	ND		0.50	0.10	ug/L			02/13/24 16:40	1
trans-1,2-Dichloroethene	ND		0.50	0.10	ug/L			02/13/24 16:40	1
1,2-Dichloropropane	ND		0.50	0.10	ug/L			02/13/24 16:40	1
Ethyl t-butyl ether	ND		0.50	0.10	ug/L			02/13/24 16:40	1
Ethylbenzene	ND		0.50	0.10	ug/L			02/13/24 16:40	1
di-Isopropyl ether	ND		0.50	0.10	ug/L			02/13/24 16:40	1
Methyl tertiary butyl ether	**0.26**	**J**	0.50	0.10	ug/L			02/13/24 16:40	1
Methylene Chloride	ND		0.50	0.20	ug/L			02/13/24 16:40	1
Naphthalene	ND		0.50	0.20	ug/L			02/13/24 16:40	1
Styrene	ND		0.50	0.10	ug/L			02/13/24 16:40	1
Tetrachloroethene	ND		0.50	0.10	ug/L			02/13/24 16:40	1
Toluene	ND		0.50	0.10	ug/L			02/13/24 16:40	1
1,2,4-Trichlorobenzene	ND		0.50	0.20	ug/L			02/13/24 16:40	1
1,1,1-Trichloroethane	ND		0.50	0.10	ug/L			02/13/24 16:40	1
1,1,2-Trichloroethane	ND		0.50	0.10	ug/L			02/13/24 16:40	1
Trichloroethene	ND		0.50	0.10	ug/L			02/13/24 16:40	1
Vinyl chloride	ND		0.50	0.10	ug/L			02/13/24 16:40	1
Xylenes, Total	ND		0.50	0.10	ug/L			02/13/24 16:40	1

Surrogate	*%Recovery*	*Qualifier*	*Limits*	*Prepared*	*Analyzed*	*Dil Fac*
4-Bromofluorobenzene (Surr)	*101*		*80 - 120*		*02/13/24 16:40*	*1*
1,2-Dichlorobenzene-d4 (Surr)	*103*		*80 - 120*		*02/13/24 16:40*	*1*

Surrogate Summary

Client: Groundwater & Environmental Services Inc
Project/Site: High's Store No 141

Job ID: 410-160420-1

Method: 524.2 - Volatile Organic Compounds (GC/MS)

Matrix: Water **Prep Type: Total/NA**

		Percent Surrogate Recovery (Acceptance Limits)									
		BFB	DCZ								
Lab Sample ID	Client Sample ID	(80-120)	(80-120)								
410-160420-1	1612-RAY-INF	101	103								
LCS 410-472823/4	Lab Control Sample	102	102								
MB 410-472823/6	Method Blank	102	104								

Surrogate Legend

BFB = 4-Bromofluorobenzene (Surr)

DCZ = 1,2-Dichlorobenzene-d4 (Surr)

Method: 524.2 - Volatile Organic Compounds (GC/MS)

Lab Sample ID: MB 410-472823/6
Matrix: Water
Analysis Batch: 472823

Client Sample ID: Method Blank
Prep Type: Total/NA

Analyte	MB Result	MB Qualifier	RL	MDL	Unit	D	Prepared	Analyzed	Dil Fac
t-Amyl methyl ether	ND		0.50	0.10	ug/L			02/13/24 12:47	1
Benzene	ND		0.50	0.10	ug/L			02/13/24 12:47	1
t-Butyl alcohol	ND		25	2.5	ug/L			02/13/24 12:47	1
Carbon tetrachloride	ND		0.50	0.10	ug/L			02/13/24 12:47	1
Chlorobenzene	ND		0.50	0.10	ug/L			02/13/24 12:47	1
1,2-Dichlorobenzene	ND		0.50	0.20	ug/L			02/13/24 12:47	1
1,3-Dichlorobenzene	ND		0.50	0.10	ug/L			02/13/24 12:47	1
1,2-Dichloroethane	ND		0.50	0.10	ug/L			02/13/24 12:47	1
1,1-Dichloroethene	ND		0.50	0.10	ug/L			02/13/24 12:47	1
cis-1,2-Dichloroethene	ND		0.50	0.10	ug/L			02/13/24 12:47	1
trans-1,2-Dichloroethene	ND		0.50	0.10	ug/L			02/13/24 12:47	1
1,2-Dichloropropane	ND		0.50	0.10	ug/L			02/13/24 12:47	1
Ethyl t-butyl ether	ND		0.50	0.10	ug/L			02/13/24 12:47	1
Ethylbenzene	ND		0.50	0.10	ug/L			02/13/24 12:47	1
di-Isopropyl ether	ND		0.50	0.10	ug/L			02/13/24 12:47	1
Methyl tertiary butyl ether	ND		0.50	0.10	ug/L			02/13/24 12:47	1
Methylene Chloride	ND		0.50	0.20	ug/L			02/13/24 12:47	1
Naphthalene	ND		0.50	0.20	ug/L			02/13/24 12:47	1
Styrene	ND		0.50	0.10	ug/L			02/13/24 12:47	1
Tetrachloroethene	ND		0.50	0.10	ug/L			02/13/24 12:47	1
Toluene	ND		0.50	0.10	ug/L			02/13/24 12:47	1
1,2,4-Trichlorobenzene	ND		0.50	0.20	ug/L			02/13/24 12:47	1
1,1,1-Trichloroethane	ND		0.50	0.10	ug/L			02/13/24 12:47	1
1,1,2-Trichloroethane	ND		0.50	0.10	ug/L			02/13/24 12:47	1
Trichloroethene	ND		0.50	0.10	ug/L			02/13/24 12:47	1
Vinyl chloride	ND		0.50	0.10	ug/L			02/13/24 12:47	1
Xylenes, Total	ND		0.50	0.10	ug/L			02/13/24 12:47	1

Surrogate	*MB %Recovery*	*MB Qualifier*	*Limits*	*Prepared*	*Analyzed*	*Dil Fac*
4-Bromofluorobenzene (Surr)	*102*		*80 - 120*		*02/13/24 12:47*	*1*
1,2-Dichlorobenzene-d4 (Surr)	*104*		*80 - 120*		*02/13/24 12:47*	*1*

Lab Sample ID: LCS 410-472823/4
Matrix: Water
Analysis Batch: 472823

Client Sample ID: Lab Control Sample
Prep Type: Total/NA

Analyte	Spike Added	LCS Result	LCS Qualifier	Unit	D	%Rec	%Rec Limits
t-Amyl methyl ether	5.00	4.82		ug/L		96	70 - 130
Benzene	5.00	4.94		ug/L		99	70 - 130
t-Butyl alcohol	50.0	51.5		ug/L		103	70 - 130
Carbon tetrachloride	5.00	4.12		ug/L		82	70 - 130
Chlorobenzene	5.00	5.01		ug/L		100	70 - 130
1,2-Dichlorobenzene	5.00	5.05		ug/L		101	70 - 130
1,3-Dichlorobenzene	5.00	5.03		ug/L		101	70 - 130
1,2-Dichloroethane	5.00	4.97		ug/L		99	70 - 130
1,1-Dichloroethene	5.00	4.93		ug/L		99	70 - 130
cis-1,2-Dichloroethene	5.00	4.90		ug/L		98	70 - 130
trans-1,2-Dichloroethene	5.00	4.92		ug/L		98	70 - 130

Method: 524.2 - Volatile Organic Compounds (GC/MS) (Continued)

Lab Sample ID: LCS 410-472823/4
Matrix: Water
Analysis Batch: 472823

Client Sample ID: Lab Control Sample
Prep Type: Total/NA

Analyte	Spike Added	LCS Result	LCS Qualifier	Unit	D	%Rec	%Rec Limits
1,2-Dichloropropane	5.00	5.03		ug/L		101	70 - 130
Ethyl t-butyl ether	5.00	4.99		ug/L		100	70 - 130
Ethylbenzene	5.00	4.96		ug/L		99	70 - 130
di-Isopropyl ether	5.00	4.88		ug/L		98	70 - 130
Methyl tertiary butyl ether	5.00	4.75		ug/L		95	70 - 130
Methylene Chloride	5.00	4.68		ug/L		94	70 - 130
Naphthalene	5.00	5.01		ug/L		100	70 - 130
Styrene	5.00	5.04		ug/L		101	70 - 130
Tetrachloroethene	5.00	4.99		ug/L		100	70 - 130
Toluene	5.00	4.92		ug/L		98	70 - 130
1,2,4-Trichlorobenzene	5.00	5.15		ug/L		103	70 - 130
1,1,1-Trichloroethane	5.00	4.65		ug/L		93	70 - 130
1,1,2-Trichloroethane	5.00	5.05		ug/L		101	70 - 130
Trichloroethene	5.00	4.88		ug/L		98	70 - 130
Vinyl chloride	2.00	1.90		ug/L		95	70 - 130
Xylenes, Total	15.0	14.8		ug/L		99	70 - 130

Surrogate	*LCS %Recovery*	*LCS Qualifier*	*Limits*
4-Bromofluorobenzene (Surr)	*102*		*80 - 120*
1,2-Dichlorobenzene-d4 (Surr)	*102*		*80 - 120*

QC Association Summary

Client: Groundwater & Environmental Services Inc
Project/Site: High's Store No 141

Job ID: 410-160420-1

GC/MS VOA

Analysis Batch: 472823

Lab Sample ID	Client Sample ID	Prep Type	Matrix	Method	Prep Batch
410-160420-1	1612-RAY-INF	Total/NA	Water	524.2	
MB 410-472823/6	Method Blank	Total/NA	Water	524.2	
LCS 410-472823/4	Lab Control Sample	Total/NA	Water	524.2	

Lab Chronicle

Client: Groundwater & Environmental Services Inc
Project/Site: High's Store No 141

Job ID: 410-160420-1

Client Sample ID: 1612-RAY-INF

Date Collected: 02/08/24 10:30
Date Received: 02/09/24 16:56

Lab Sample ID: 410-160420-1

Matrix: Water

Prep Type	Batch Type	Batch Method	Run	Dilution Factor	Batch Number	Analyst	Lab	Prepared or Analyzed
Total/NA	Analysis	524.2		1	472823	UJML	ELLE	02/13/24 16:40

Laboratory References:

ELLE = Eurofins Lancaster Laboratories Environment Testing, LLC, 2425 New Holland Pike, Lancaster, PA 17601, TEL (717)656-2300

Accreditation/Certification Summary

Client: Groundwater & Environmental Services Inc
Job ID: 410-160420-1
Project/Site: High's Store No 141

Laboratory: Eurofins Lancaster Laboratories Environment Testing, LLC

Unless otherwise noted, all analytes for this laboratory were covered under each accreditation/certification below.

Authority	Program	Identification Number	Expiration Date
Maryland	State	100	06-30-24

The following analytes are included in this report, but the laboratory is not certified by the governing authority. This list may include analytes for which the agency does not offer certification.

Analysis Method	Prep Method	Matrix	Analyte
524.2		Water	1,3-Dichlorobenzene
524.2		Water	di-Isopropyl ether
524.2		Water	Ethyl t-butyl ether
524.2		Water	Methyl tertiary butyl ether
524.2		Water	Naphthalene
524.2		Water	t-Amyl methyl ether
524.2		Water	t-Butyl alcohol

Method Summary

Client: Groundwater & Environmental Services Inc
Project/Site: High's Store No 141

Job ID: 410-160420-1

Method	Method Description	Protocol	Laboratory
524.2	Volatile Organic Compounds (GC/MS)	EPA-DW	ELLE

Protocol References:

EPA-DW = "Methods For The Determination Of Organic Compounds In Drinking Water", EPA/600/4-88/039, December 1988 And Its Supplements.

Laboratory References:

ELLE = Eurofins Lancaster Laboratories Environment Testing, LLC, 2425 New Holland Pike, Lancaster, PA 17601, TEL (717)656-2300

Sample Summary

Client: Groundwater & Environmental Services Inc
Project/Site: High's Store No 141

Job ID: 410-160420-1

Lab Sample ID	Client Sample ID	Matrix	Collected	Received
410-160420-1	1612-RAY-INF	Water	02/08/24 10:30	02/09/24 16:56

Environmental Analysis ustody

410-160420 Chain of Custody

eurofins | Lancaster Laboratories Environmental

Acct. # _____ Group # _____ Sample # _____

Client: Groundwater & Env. Services, Inc.	
Project Name/#: High's Store No. 141	Site ID #:
Project Manager: Peter Reichardt	P.O. #: 0403465/06/209
Sampler: Jeff Plummer	PWSID #:
Phone #: 800-220-3606 x 3726	Quote #:
State where sample(s) were collected: 19200 Middletown Rd, Parkton, MD	

Matrix: ☐ Soil ☐ Sediment ☐ Potable ☐ Ground ☑ Water ☐ Surface ☐ NPDES ☐ Other:

Analyses Requested — Preservation Codes: H

For Lab Use Only: SF #: _____ SCR #: _____

Preservation Codes: H = HCl, T = Thiosulfate, N = HNO_3, B = NaOH, S = H_2SO_4, P = H_3PO_4, O = Other

Sample Identification	Collection Date	Collection Time	Grab	Composite	Total # of Containers	Target VOCs List plus oxygenates and Napthalene (524.2)
1612-BAY-INF	2-8-24	1030	X		3	X

Remarks: EQEDD file name: High's Store No 141-lab report #.17962.EQEDD.zip Send invoice to: ges-invoices@gesonline.com & gesonline.com & include PO #

Turnaround Time Requested (TAT) (please check): Standard ☑ Rush ☐
(Rush TAT is subject to laboratory approval and surcharges.)

Date results are needed:

Rush results requested by (please check): E-Mail ☑ Phone ☐

E-mail Address: midatlantic@gesonline.com & ges@equisonline.com

Phone:

Data Package Options (please check if required)

Type I (Validation/non-CLP) ☐ MA MCP ☐
Type III (Reduced non-CLP) ☐ CT RCP ☐
Type VI (Raw Data Only) ☐ TX TRRP-13 ☐
NYSDEC Category ☐ A or ☐ B

EDD Required? Yes ☑ No ☐ If yes, format: GES EQEDD
EQEDD Name: High's Store No 141-lab report #.17962.EQEDD.zip

Relinquished by:	Date	Time	Received by:	Date	Time
Jeff Plummer	2-9-24	0800	Denise Woodring	2-9-24	0800
Denise Woodring	2-9-24	13:45	Jeff	2/9/24	13:45
Jeff	2/9/24	16:56			

Relinquished by Commercial Carrier: UPS _____ FedEx _____ Other _____

Temperature upon receipt R 3.4 C 3.5 °C

Login Sample Receipt Checklist

Client: Groundwater & Environmental Services Inc

Job Number: 410-160420-1

Login Number: 160420

List Source: Eurofins Lancaster Laboratories Environment Testing, LLC

List Number: 1

Creator: Roth, Stephanie

Question	Answer	Comment
The cooler's custody seal is intact.	N/A	Not present
The cooler or samples do not appear to have been compromised or tampered with.	True	
Samples were received on ice.	True	
Cooler Temperature acceptable,where thermal pres is required(</=6C, not frozen).	True	
Cooler Temperature is recorded.	True	
WV:Container Temp acceptable,where thermal pres is required (</=6C, not frozen).	N/A	
WV: Container Temperature is recorded.	N/A	
COC is present.	True	
COC is filled out in ink and legible.	True	
COC is filled out with all pertinent information.	True	
There are no discrepancies between the containers received and the COC.	True	
Sample containers have legible labels.	True	
Containers are not broken or leaking.	True	
Sample collection date/times are provided.	True	
Appropriate sample containers are used.	True	
Sample bottles are completely filled.	True	
There is sufficient vol. for all requested analyses.	True	
Is the Field Sampler's name present on COC?	True	
Sample custody seals are intact.	N/A	Not present.
VOA sample vials do not have headspace >6mm in diameter (none, if from WV)?	True	

eurofins | Environment Testing

ANALYTICAL REPORT

PREPARED FOR

Attn: Peter Reichardt
Groundwater & Environmental Services Inc
1350 Blair Drive
Suite H-2
Odenton, Maryland 21113

Generated 2/23/2024 9:29:01 AM

JOB DESCRIPTION

High's Store No 141

JOB NUMBER

410-160421-1

Eurofins Lancaster Laboratories Environment Testing, LLC
2425 New Holland Pike
Lancaster PA 17601

See page two for job notes and contact information.

my EOL

Eurofins Lancaster Laboratories Environment Testing, LLC

Job Notes

This report may not be reproduced except in full, and with written approval from the laboratory. The results relate only to the samples tested. For questions please contact the Project Manager at the e-mail address or telephone number listed on this page.

Analytical test results meet all requirements of the associated regulatory program (i.e., NELAC (TNI), DoD, and ISO 17025) unless otherwise noted under the individual analysis.

Authorization

Generated
2/23/2024 9:29:01 AM

Authorized for release by
Amek Carter, Project Manager
Loran.Carter@et.eurofinsus.com
(717)556-7252

Compliance Statement

Analytical test results meet all requirements of the associated regulatory program (e.g., NELAC (TNI), DoD, and ISO 17025) unless otherwise noted under the individual analysis. Data qualifiers are applied to note exceptions. Noncompliant quality control (QC) is further explained in narrative comments.
· QC results that exceed the upper limits and are associated with non-detect samples are qualified but further narration is not required since the bias is high and does not change a non-detect result. Further narration is also not required with QC blank detection when the associated sample concentration is non-detect or more than ten times the level in the blank.
· Matrix QC may not be reported if insufficient sample or site-specific QC samples were not submitted. In these situations, to demonstrate precision and accuracy at a batch level, a LCS/LCSD is performed, unless otherwise specified in the method.
· Surrogate and/or isotope dilution analyte recoveries (if applicable) which are outside of the QC window are confirmed unless attributed to a dilution or otherwise noted in the narrative.
Regulated compliance samples (e.g. SDWA, NPDES) must comply with the associated agency requirements/permits.

Measurement uncertainty values, as applicable, are available upon request.

Test results relate only to the sample tested. Clients should be aware that a critical step in a chemical or microbiological analysis is the collection of the sample. Unless the sample analyzed is truly representative of the bulk of material involved, the test results will be meaningless. If you have questions regarding the proper techniques of collecting samples, please contact us. We cannot be held responsible for sample integrity, however, unless sampling has been performed by a member of our staff. Times are local to the area of activity. Parameters listed in the 40 CFR Part 136 Table II as "analyze immediately" and tested in the laboratory are not performed within 15 minutes of collection.

This report shall not be reproduced except in full, without the written approval of the laboratory.

WARRANTY AND LIMITS OF LIABILITY - In accepting analytical work, we warrant the accuracy of test results for the sample as submitted. The foregoing express warranty is exclusive and is given in lieu of all other warranties, expressed or implied, except as otherwise agreed. We disclaim any other warranties, expressed or implied, including a warranty of fitness for particular purpose and warranty of merchantability. In no event shall Eurofins Lancaster Laboratories Environmental, LLC be liable for indirect, special, consequential, or incidental damages including, but not limited to, damages for loss of profit or goodwill regardless of (A) the negligence (either sole or concurrent) of Eurofins Lancaster Laboratories Environmental and (B) whether Eurofins Lancaster Laboratories Environmental has been informed of the possibility of such damages. We accept no legal responsibility for the purposes for which the client uses the test results. Except as otherwise agreed, no purchase order or other order for work shall be accepted by Eurofins Lancaster Laboratories Environmental which includes any conditions that vary from the Standard Terms and Conditions, and Eurofins Lancaster Laboratories Environmental hereby objects to any conflicting terms contained in any acceptance or order submitted by client.

Table of Contents

Cover Page 1
Table of Contents 4
Definitions/Glossary 5
Case Narrative 6
Detection Summary 8
Client Sample Results 9
Surrogate Summary 16
QC Sample Results 18
QC Association Summary 33
Lab Chronicle 35
Certification Summary 36
Method Summary 38
Sample Summary 39
Chain of Custody 40
Receipt Checklists 41

Qualifiers

GC/MS VOA

Qualifier	Qualifier Description
*+	LCS and/or LCSD is outside acceptance limits, high biased.
cn	Refer to Case Narrative for further detail
J	Result is less than the RL but greater than or equal to the MDL and the concentration is an approximate value.

GC VOA

Qualifier	Qualifier Description
cn	Refer to Case Narrative for further detail

Glossary

Abbreviation	These commonly used abbreviations may or may not be present in this report.
¤	Listed under the "D" column to designate that the result is reported on a dry weight basis
%R	Percent Recovery
CFL	Contains Free Liquid
CFU	Colony Forming Unit
CNF	Contains No Free Liquid
DER	Duplicate Error Ratio (normalized absolute difference)
Dil Fac	Dilution Factor
DL	Detection Limit (DoD/DOE)
DL, RA, RE, IN	Indicates a Dilution, Re-analysis, Re-extraction, or additional Initial metals/anion analysis of the sample
DLC	Decision Level Concentration (Radiochemistry)
EDL	Estimated Detection Limit (Dioxin)
LOD	Limit of Detection (DoD/DOE)
LOQ	Limit of Quantitation (DoD/DOE)
MCL	EPA recommended "Maximum Contaminant Level"
MDA	Minimum Detectable Activity (Radiochemistry)
MDC	Minimum Detectable Concentration (Radiochemistry)
MDL	Method Detection Limit
ML	Minimum Level (Dioxin)
MPN	Most Probable Number
MQL	Method Quantitation Limit
NC	Not Calculated
ND	Not Detected at the reporting limit (or MDL or EDL if shown)
NEG	Negative / Absent
POS	Positive / Present
PQL	Practical Quantitation Limit
PRES	Presumptive
QC	Quality Control
RER	Relative Error Ratio (Radiochemistry)
RL	Reporting Limit or Requested Limit (Radiochemistry)
RPD	Relative Percent Difference, a measure of the relative difference between two points
TEF	Toxicity Equivalent Factor (Dioxin)
TEQ	Toxicity Equivalent Quotient (Dioxin)
TNTC	Too Numerous To Count

Job Narrative
410-160421-1

Analytical test results meet all requirements of the associated regulatory program listed on the Accreditation/Certification Summary Page unless otherwise noted under the individual analysis. Data qualifiers are applied to indicate exceptions. Noncompliant quality control (QC) is further explained in narrative comments.

- Matrix QC may not be reported if insufficient sample or site-specific QC samples were not submitted. In these situations, to demonstrate precision and accuracy at a batch level, a LCS/LCSD may be performed, unless otherwise specified in the method.
- Surrogate and/or isotope dilution analyte recoveries (if applicable) which are outside of the QC window are confirmed unless attributed to a dilution or otherwise noted in the narrative.

Regulated compliance samples (e.g. SDWA, NPDES) must comply with the associated agency requirements/permits.

Receipt
The samples were received on 2/9/2024 4:56 PM. Unless otherwise noted below, the samples arrived in good condition, and, where required, properly preserved and on ice. The temperature of the cooler at receipt time was 3.5°C.

Receipt Exceptions
A trip blank was not submitted for analysis with this sample shipment; and was not listed on the Chain of Custody (COC).

GC/MS VOA
Method 8260C_LL: The continuing calibration verification (CCV) associated with batch 410-473406 recovered above the upper control limit for 1,1,1,2-Tetrachloroethane, Acrylonitrile and di-Isopropyl ether. Non-detections of the affected analytes are reported. Any detections are considered estimated.

Method 8260C_LL: The continuing calibration verification (CCV) associated with batch 410-473406 recovered outside acceptance criteria, low biased, for t-Butyl alcohol. A reporting limit (RL) standard was analyzed, and the target analyte was detected. Non-detections of the affected analytes are reported. Any detections are considered estimated.

Method 8260C_LL: The preservative used in the sample containers provided is not compatible with one of the Method 8260 analytes requested. The following sample was received preserved with hydrochloric acid: MW-1608R (410-160421-1). The requested target analyte list includes Acrylonitrile , an acid-labile compound that degrades in an acidic medium.

Method 8260C_LL: The continuing calibration verification (CCV) associated with batch 410-473881 recovered outside acceptance criteria, low biased, for t-Butyl alcohol. A reporting limit (RL) standard was analyzed, and the target analyte was detected. Non-detections of the affected analytes are reported. Any detections are considered estimated.

Method 8260C_LL: The continuing calibration verification (CCV) associated with batch 410-473881 recovered above the upper control limit for Acrylonitrile. Non-detections of the affected analytes are reported. Any detections are considered estimated.

Method 8260C_LL: The preservative used in the sample containers provided is not compatible with one of the Method 8260 analytes requested. The following sample was received preserved with hydrochloric acid: MW-5 (410-160421-3). The requested target analyte list includes Acrylonitrile , an acid-labile compound that degrades in an acidic medium.

Method 8260C_LL: The continuing calibration verification (CCV) associated with batch 410-475237 recovered outside acceptance criteria, low biased, for t-Butyl alcohol. A reporting limit (RL) standard was analyzed, and the target analyte was detected. Non-detections of the affected analytes are reported. Any detections are considered estimated.

Method 8260C_LL: The continuing calibration verification (CCV) associated with batch 410-475237 recovered above the upper control limit for Acrylonitrile and trans-1,4-Dichloro-2-butene. Non-detections of the affected analytes are reported. Any detections are considered estimated.

Method 8260C_LL: The preservative used in the sample containers provided is not compatible with the Method 8260 analytes requested. The following sample was received preserved with hydrochloric acid: MW-18B (410-160421-2). The requested target analyte list includes Acrylonitrile , acid-labile compounds that degrade in an acidic medium.

No additional analytical or quality issues were noted, other than those described above or in the Definitions/ Glossary page.

Job ID: 410-160421-1 (Continued) Eurofins Lancaster Laboratories Environment

Gasoline Range Organics
Method 8015D_GRO: The following volatiles sample was diluted due to foaming at the time of purging during the original sample analysis: MW-5 (410-160421-3). Elevated reporting limits (RLs) are provided.

No additional analytical or quality issues were noted, other than those described above or in the Definitions/ Glossary page.

Diesel Range Organics
No additional analytical or quality issues were noted, other than those described above or in the Definitions/ Glossary page.

Detection Summary

Client: Groundwater & Environmental Services Inc
Project/Site: High's Store No 141

Job ID: 410-160421-1

Client Sample ID: MW-1608R — Lab Sample ID: 410-160421-1

Analyte	Result	Qualifier	RL	MDL	Unit	Dil Fac	D	Method	Prep Type
Toluene	0.10	J	0.50	0.080	ug/L	1		8260C LL	Total/NA
di-Isopropyl ether	0.31	J cn	0.50	0.10	ug/L	1		8260C LL	Total/NA
t-Amyl methyl ether	1.1		0.50	0.20	ug/L	1		8260C LL	Total/NA
t-Butyl alcohol	7.4	J cn	10	3.0	ug/L	1		8260C LL	Total/NA
Methyl tertiary butyl ether - DL	51		5.0	0.80	ug/L	10		8260C LL	Total/NA
GRO (1C)	0.067		0.050	0.023	mg/L	1		8015D	Total/NA

Client Sample ID: MW-18B — Lab Sample ID: 410-160421-2

Analyte	Result	Qualifier	RL	MDL	Unit	Dil Fac	D	Method	Prep Type
Methyl tertiary butyl ether	2.0		0.50	0.080	ug/L	1		8260C LL	Total/NA
Benzene	0.19	J	0.50	0.10	ug/L	1		8260C LL	Total/NA
di-Isopropyl ether	0.22	J	0.50	0.10	ug/L	1		8260C LL	Total/NA
t-Butyl alcohol	34	cn	10	3.0	ug/L	1		8260C LL	Total/NA

Client Sample ID: MW-5 — Lab Sample ID: 410-160421-3

Analyte	Result	Qualifier	RL	MDL	Unit	Dil Fac	D	Method	Prep Type
1,2-Dibromoethane	1.1		0.50	0.080	ug/L	1		8260C LL	Total/NA
1,2-Dichloroethane	0.66		0.50	0.070	ug/L	1		8260C LL	Total/NA
Methyl tertiary butyl ether	1.7		0.50	0.080	ug/L	1		8260C LL	Total/NA
Benzene	8.3		0.50	0.10	ug/L	1		8260C LL	Total/NA
di-Isopropyl ether	0.18	J	0.50	0.10	ug/L	1		8260C LL	Total/NA
n-Butylbenzene	7.9		0.50	0.080	ug/L	1		8260C LL	Total/NA
p-Isopropyltoluene	8.5		0.50	0.080	ug/L	1		8260C LL	Total/NA
sec-Butylbenzene	6.6		0.50	0.10	ug/L	1		8260C LL	Total/NA
t-Butyl alcohol	350	cn	10	3.0	ug/L	1		8260C LL	Total/NA
Toluene - DL	160		5.0	0.80	ug/L	10		8260C LL	Total/NA
1,3,5-Trimethylbenzene - DL	130		5.0	0.80	ug/L	10		8260C LL	Total/NA
Isopropylbenzene - DL	37		5.0	0.80	ug/L	10		8260C LL	Total/NA
Naphthalene - DL	190		5.0	0.80	ug/L	10		8260C LL	Total/NA
N-Propylbenzene - DL	62		5.0	1.0	ug/L	10		8260C LL	Total/NA
Ethylbenzene - DL2	280		50	8.0	ug/L	100		8260C LL	Total/NA
1,2,4-Trimethylbenzene - DL2	540		50	8.0	ug/L	100		8260C LL	Total/NA
Xylenes, Total - DL2	1400		100	7.0	ug/L	100		8260C LL	Total/NA
GRO (1C)	7.1	cn	0.50	0.23	mg/L	10		8015D	Total/NA
DRO (C10-C28)	11000		110	57	ug/L	1		8015D	Total/NA

This Detection Summary does not include radiochemical test results.

Client Sample Results

Client: Groundwater & Environmental Services Inc
Project/Site: High's Store No 141

Job ID: 410-160421-1

Client Sample ID: MW-1608R

Date Collected: 02/09/24 10:25
Date Received: 02/09/24 16:56

Lab Sample ID: 410-160421-1

Matrix: Water

Method: SW846 8260C LL - Volatile Organic Compounds by GC/MS

Analyte	Result	Qualifier	RL	MDL	Unit	D	Prepared	Analyzed	Dil Fac
1,1,1,2-Tetrachloroethane	ND	cn	0.50	0.070	ug/L			02/15/24 03:21	1
cis-1,3-Dichloropropene	ND		0.50	0.10	ug/L			02/15/24 03:21	1
trans-1,3-Dichloropropene	ND		0.50	0.080	ug/L			02/15/24 03:21	1
Ethylbenzene	ND		0.50	0.080	ug/L			02/15/24 03:21	1
Styrene	ND		0.50	0.070	ug/L			02/15/24 03:21	1
1,4-Dichlorobenzene	ND		0.50	0.070	ug/L			02/15/24 03:21	1
1,2-Dibromoethane	ND		0.50	0.080	ug/L			02/15/24 03:21	1
1,1-Dichloropropene	ND		0.50	0.10	ug/L			02/15/24 03:21	1
1,2-Dichloroethane	ND		0.50	0.070	ug/L			02/15/24 03:21	1
1,2,3-Trichlorobenzene	ND		0.50	0.070	ug/L			02/15/24 03:21	1
1,2,3-Trichloropropane	ND		1.0	0.10	ug/L			02/15/24 03:21	1
Toluene	**0.10**	**J**	0.50	0.080	ug/L			02/15/24 03:21	1
Chlorobenzene	ND		0.50	0.070	ug/L			02/15/24 03:21	1
1,2,4-Trimethylbenzene	ND		0.50	0.080	ug/L			02/15/24 03:21	1
1,2,4-Trichlorobenzene	ND		0.50	0.070	ug/L			02/15/24 03:21	1
Dibromochloromethane	ND		0.50	0.080	ug/L			02/15/24 03:21	1
Xylenes, Total	ND		1.0	0.070	ug/L			02/15/24 03:21	1
Tetrachloroethene	ND		0.50	0.20	ug/L			02/15/24 03:21	1
cis-1,2-Dichloroethene	ND		0.50	0.080	ug/L			02/15/24 03:21	1
trans-1,2-Dichloroethene	ND		0.50	0.10	ug/L			02/15/24 03:21	1
1,3,5-Trimethylbenzene	ND		0.50	0.080	ug/L			02/15/24 03:21	1
1,3-Dichlorobenzene	ND		0.50	0.070	ug/L			02/15/24 03:21	1
1,3-Dichloropropane	ND		0.50	0.080	ug/L			02/15/24 03:21	1
Chloroform	ND		0.50	0.090	ug/L			02/15/24 03:21	1
Benzene	ND		0.50	0.10	ug/L			02/15/24 03:21	1
1,1,1-Trichloroethane	ND		0.50	0.080	ug/L			02/15/24 03:21	1
Bromomethane	ND		0.50	0.10	ug/L			02/15/24 03:21	1
Chloromethane	ND		0.50	0.10	ug/L			02/15/24 03:21	1
Chloroethane	ND		0.50	0.10	ug/L			02/15/24 03:21	1
2,2-Dichloropropane	ND		0.50	0.10	ug/L			02/15/24 03:21	1
Vinyl chloride	ND		0.50	0.10	ug/L			02/15/24 03:21	1
Methylene Chloride	ND		0.50	0.20	ug/L			02/15/24 03:21	1
Carbon disulfide	ND		1.0	0.10	ug/L			02/15/24 03:21	1
Bromoform	ND		1.0	0.30	ug/L			02/15/24 03:21	1
Bromodichloromethane	ND		0.50	0.080	ug/L			02/15/24 03:21	1
1,1-Dichloroethane	ND		0.50	0.10	ug/L			02/15/24 03:21	1
2-Chlorotoluene	ND		0.50	0.080	ug/L			02/15/24 03:21	1
1,1-Dichloroethene	ND		0.50	0.10	ug/L			02/15/24 03:21	1
Trichlorofluoromethane	ND		0.50	0.10	ug/L			02/15/24 03:21	1
4-Chlorotoluene	ND		0.50	0.080	ug/L			02/15/24 03:21	1
Dichlorodifluoromethane	ND		0.50	0.10	ug/L			02/15/24 03:21	1
1,2-Dichloropropane	ND	*+	0.50	0.10	ug/L			02/15/24 03:21	1
1,1,2-Trichloroethane	ND		0.50	0.080	ug/L			02/15/24 03:21	1
Acrylonitrile	ND	cn	5.0	0.40	ug/L			02/15/24 03:21	1
Trichloroethene	ND		0.50	0.080	ug/L			02/15/24 03:21	1
1,1,2,2-Tetrachloroethane	ND		0.50	0.10	ug/L			02/15/24 03:21	1
1,2-Dichlorobenzene	ND		0.50	0.070	ug/L			02/15/24 03:21	1
1,2-Dibromo-3-Chloropropane	ND		0.50	0.10	ug/L			02/15/24 03:21	1
Bromobenzene	ND		0.50	0.080	ug/L			02/15/24 03:21	1

Client: Groundwater & Environmental Services Inc
Project/Site: High's Store No 141

Job ID: 410-160421-1

Client Sample ID: MW-1608R

Date Collected: 02/09/24 10:25
Date Received: 02/09/24 16:56

Lab Sample ID: 410-160421-1

Matrix: Water

Method: SW846 8260C LL - Volatile Organic Compounds by GC/MS (Continued)

Analyte	Result	Qualifier	RL	MDL	Unit	D	Prepared	Analyzed	Dil Fac
Bromochloromethane	ND		0.50	0.080	ug/L			02/15/24 03:21	1
Isopropylbenzene	ND		0.50	0.080	ug/L			02/15/24 03:21	1
Dibromomethane	ND		0.50	0.080	ug/L			02/15/24 03:21	1
di-Isopropyl ether	**0.31**	**J cn**	0.50	0.10	ug/L			02/15/24 03:21	1
Ethyl t-butyl ether	ND		0.50	0.080	ug/L			02/15/24 03:21	1
Hexachlorobutadiene	ND		0.50	0.080	ug/L			02/15/24 03:21	1
Naphthalene	ND		0.50	0.080	ug/L			02/15/24 03:21	1
n-Butylbenzene	ND		0.50	0.080	ug/L			02/15/24 03:21	1
N-Propylbenzene	ND		0.50	0.10	ug/L			02/15/24 03:21	1
p-Isopropyltoluene	ND		0.50	0.080	ug/L			02/15/24 03:21	1
sec-Butylbenzene	ND		0.50	0.10	ug/L			02/15/24 03:21	1
t-Amyl methyl ether	**1.1**		0.50	0.20	ug/L			02/15/24 03:21	1
t-Butyl alcohol	**7.4**	**J cn**	10	3.0	ug/L			02/15/24 03:21	1
tert-Butylbenzene	ND		0.50	0.080	ug/L			02/15/24 03:21	1
trans-1,4-Dichloro-2-butene	ND		5.0	2.0	ug/L			02/15/24 03:21	1

Surrogate	*%Recovery*	*Qualifier*	*Limits*	*Prepared*	*Analyzed*	*Dil Fac*
1,2-Dichloroethane-d4 (Surr)	*99*		*80 - 120*		*02/15/24 03:21*	*1*
Dibromofluoromethane (Surr)	*92*		*80 - 120*		*02/15/24 03:21*	*1*
4-Bromofluorobenzene (Surr)	*97*		*80 - 120*		*02/15/24 03:21*	*1*
Toluene-d8 (Surr)	*104*		*80 - 120*		*02/15/24 03:21*	*1*

Method: SW846 8260C LL - Volatile Organic Compounds by GC/MS - DL

Analyte	Result	Qualifier	RL	MDL	Unit	D	Prepared	Analyzed	Dil Fac
Methyl tertiary butyl ether	**51**		5.0	0.80	ug/L			02/15/24 22:03	10

Surrogate	*%Recovery*	*Qualifier*	*Limits*	*Prepared*	*Analyzed*	*Dil Fac*
1,2-Dichloroethane-d4 (Surr)	*113*		*80 - 120*		*02/15/24 22:03*	*10*
Dibromofluoromethane (Surr)	*106*		*80 - 120*		*02/15/24 22:03*	*10*
4-Bromofluorobenzene (Surr)	*91*		*80 - 120*		*02/15/24 22:03*	*10*
Toluene-d8 (Surr)	*104*		*80 - 120*		*02/15/24 22:03*	*10*

Method: SW846 8015D - Gasoline Range Organics (GRO) (GC)

Analyte	Result	Qualifier	RL	MDL	Unit	D	Prepared	Analyzed	Dil Fac
GRO (1C)	**0.067**		0.050	0.023	mg/L			02/16/24 17:31	1

Surrogate	*%Recovery*	*Qualifier*	*Limits*	*Prepared*	*Analyzed*	*Dil Fac*
a,a,a-Trifluorotoluene (fid) (1C)	*104*		*63 - 135*		*02/16/24 17:31*	*1*

Method: SW846 8015D - Diesel Range Organics (DRO) (GC)

Analyte	Result	Qualifier	RL	MDL	Unit	D	Prepared	Analyzed	Dil Fac
DRO (C10-C28)	ND		110	56	ug/L		02/22/24 07:18	02/22/24 21:46	1

Surrogate	*%Recovery*	*Qualifier*	*Limits*	*Prepared*	*Analyzed*	*Dil Fac*
o- terphenyl (Surr)	*117*		*37 - 153*	*02/22/24 07:18*	*02/22/24 21:46*	*1*

Client Sample Results

Client: Groundwater & Environmental Services Inc
Project/Site: High's Store No 141

Job ID: 410-160421-1

Client Sample ID: MW-18B

Date Collected: 02/09/24 11:55
Date Received: 02/09/24 16:56

Lab Sample ID: 410-160421-2

Matrix: Water

Method: SW846 8260C LL - Volatile Organic Compounds by GC/MS

Analyte	Result	Qualifier	RL	MDL	Unit	D	Prepared	Analyzed	Dil Fac
1,1,1,2-Tetrachloroethane	ND		0.50	0.070	ug/L			02/20/24 23:17	1
cis-1,3-Dichloropropene	ND		0.50	0.10	ug/L			02/20/24 23:17	1
trans-1,3-Dichloropropene	ND		0.50	0.080	ug/L			02/20/24 23:17	1
Ethylbenzene	ND		0.50	0.080	ug/L			02/20/24 23:17	1
Styrene	ND		0.50	0.070	ug/L			02/20/24 23:17	1
1,4-Dichlorobenzene	ND		0.50	0.070	ug/L			02/20/24 23:17	1
1,2-Dibromoethane	ND		0.50	0.080	ug/L			02/20/24 23:17	1
1,1-Dichloropropene	ND		0.50	0.10	ug/L			02/20/24 23:17	1
1,2-Dichloroethane	ND		0.50	0.070	ug/L			02/20/24 23:17	1
1,2,3-Trichlorobenzene	ND	*+	0.50	0.070	ug/L			02/20/24 23:17	1
1,2,3-Trichloropropane	ND		1.0	0.10	ug/L			02/20/24 23:17	1
Toluene	ND		0.50	0.080	ug/L			02/20/24 23:17	1
Chlorobenzene	ND		0.50	0.070	ug/L			02/20/24 23:17	1
1,2,4-Trimethylbenzene	ND		0.50	0.080	ug/L			02/20/24 23:17	1
1,2,4-Trichlorobenzene	ND		0.50	0.070	ug/L			02/20/24 23:17	1
Dibromochloromethane	ND		0.50	0.080	ug/L			02/20/24 23:17	1
Xylenes, Total	ND		1.0	0.070	ug/L			02/20/24 23:17	1
Tetrachloroethene	ND		0.50	0.20	ug/L			02/20/24 23:17	1
cis-1,2-Dichloroethene	ND		0.50	0.080	ug/L			02/20/24 23:17	1
trans-1,2-Dichloroethene	ND		0.50	0.10	ug/L			02/20/24 23:17	1
Methyl tertiary butyl ether	**2.0**		0.50	0.080	ug/L			02/20/24 23:17	1
1,3,5-Trimethylbenzene	ND		0.50	0.080	ug/L			02/20/24 23:17	1
1,3-Dichlorobenzene	ND		0.50	0.070	ug/L			02/20/24 23:17	1
1,3-Dichloropropane	ND		0.50	0.080	ug/L			02/20/24 23:17	1
Chloroform	ND		0.50	0.090	ug/L			02/20/24 23:17	1
Benzene	**0.19**	**J**	0.50	0.10	ug/L			02/20/24 23:17	1
1,1,1-Trichloroethane	ND		0.50	0.080	ug/L			02/20/24 23:17	1
Bromomethane	ND		0.50	0.10	ug/L			02/20/24 23:17	1
Chloromethane	ND		0.50	0.10	ug/L			02/20/24 23:17	1
Chloroethane	ND		0.50	0.10	ug/L			02/20/24 23:17	1
2,2-Dichloropropane	ND		0.50	0.10	ug/L			02/20/24 23:17	1
Vinyl chloride	ND		0.50	0.10	ug/L			02/20/24 23:17	1
Methylene Chloride	ND		0.50	0.20	ug/L			02/20/24 23:17	1
Carbon disulfide	ND		1.0	0.10	ug/L			02/20/24 23:17	1
Bromoform	ND		1.0	0.30	ug/L			02/20/24 23:17	1
Bromodichloromethane	ND		0.50	0.080	ug/L			02/20/24 23:17	1
1,1-Dichloroethane	ND		0.50	0.10	ug/L			02/20/24 23:17	1
2-Chlorotoluene	ND		0.50	0.080	ug/L			02/20/24 23:17	1
1,1-Dichloroethene	ND		0.50	0.10	ug/L			02/20/24 23:17	1
Trichlorofluoromethane	ND		0.50	0.10	ug/L			02/20/24 23:17	1
4-Chlorotoluene	ND		0.50	0.080	ug/L			02/20/24 23:17	1
Dichlorodifluoromethane	ND		0.50	0.10	ug/L			02/20/24 23:17	1
1,2-Dichloropropane	ND		0.50	0.10	ug/L			02/20/24 23:17	1
1,1,2-Trichloroethane	ND		0.50	0.080	ug/L			02/20/24 23:17	1
Acrylonitrile	ND	cn	5.0	0.40	ug/L			02/20/24 23:17	1
Trichloroethene	ND		0.50	0.080	ug/L			02/20/24 23:17	1
1,1,2,2-Tetrachloroethane	ND		0.50	0.10	ug/L			02/20/24 23:17	1
1,2-Dichlorobenzene	ND		0.50	0.070	ug/L			02/20/24 23:17	1
1,2-Dibromo-3-Chloropropane	ND		0.50	0.10	ug/L			02/20/24 23:17	1

Client Sample ID: MW-18B

Lab Sample ID: 410-160421-2

Date Collected: 02/09/24 11:55

Matrix: Water

Date Received: 02/09/24 16:56

Method: SW846 8260C LL - Volatile Organic Compounds by GC/MS (Continued)

Analyte	Result	Qualifier	RL	MDL	Unit	D	Prepared	Analyzed	Dil Fac
Bromobenzene	ND		0.50	0.080	ug/L			02/20/24 23:17	1
Bromochloromethane	ND		0.50	0.080	ug/L			02/20/24 23:17	1
Isopropylbenzene	ND		0.50	0.080	ug/L			02/20/24 23:17	1
Dibromomethane	ND		0.50	0.080	ug/L			02/20/24 23:17	1
di-Isopropyl ether	**0.22**	**J**	0.50	0.10	ug/L			02/20/24 23:17	1
Ethyl t-butyl ether	ND		0.50	0.080	ug/L			02/20/24 23:17	1
Hexachlorobutadiene	ND		0.50	0.080	ug/L			02/20/24 23:17	1
Naphthalene	ND		0.50	0.080	ug/L			02/20/24 23:17	1
n-Butylbenzene	ND		0.50	0.080	ug/L			02/20/24 23:17	1
N-Propylbenzene	ND		0.50	0.10	ug/L			02/20/24 23:17	1
p-Isopropyltoluene	ND		0.50	0.080	ug/L			02/20/24 23:17	1
sec-Butylbenzene	ND		0.50	0.10	ug/L			02/20/24 23:17	1
t-Amyl methyl ether	ND		0.50	0.20	ug/L			02/20/24 23:17	1
t-Butyl alcohol	**34**	**cn**	10	3.0	ug/L			02/20/24 23:17	1
tert-Butylbenzene	ND		0.50	0.080	ug/L			02/20/24 23:17	1
trans-1,4-Dichloro-2-butene	ND	cn	5.0	2.0	ug/L			02/20/24 23:17	1

Surrogate	*%Recovery*	*Qualifier*	*Limits*	*Prepared*	*Analyzed*	*Dil Fac*
1,2-Dichloroethane-d4 (Surr)	*102*		*80 - 120*		*02/20/24 23:17*	*1*
Dibromofluoromethane (Surr)	*93*		*80 - 120*		*02/20/24 23:17*	*1*
4-Bromofluorobenzene (Surr)	*93*		*80 - 120*		*02/20/24 23:17*	*1*
Toluene-d8 (Surr)	*100*		*80 - 120*		*02/20/24 23:17*	*1*

Method: SW846 8015D - Gasoline Range Organics (GRO) (GC)

Analyte	Result	Qualifier	RL	MDL	Unit	D	Prepared	Analyzed	Dil Fac
GRO (1C)	ND		0.050	0.023	mg/L			02/16/24 17:56	1

Surrogate	*%Recovery*	*Qualifier*	*Limits*	*Prepared*	*Analyzed*	*Dil Fac*
a,a,a-Trifluorotoluene (fid) (1C)	*103*		*63 - 135*		*02/16/24 17:56*	*1*

Method: SW846 8015D - Diesel Range Organics (DRO) (GC)

Analyte	Result	Qualifier	RL	MDL	Unit	D	Prepared	Analyzed	Dil Fac
DRO (C10-C28)	ND		110	57	ug/L		02/22/24 07:18	02/22/24 21:22	1

Surrogate	*%Recovery*	*Qualifier*	*Limits*	*Prepared*	*Analyzed*	*Dil Fac*
o- terphenyl (Surr)	*112*		*37 - 153*	*02/22/24 07:18*	*02/22/24 21:22*	*1*

Client Sample Results

Client: Groundwater & Environmental Services Inc
Project/Site: High's Store No 141

Job ID: 410-160421-1

Client Sample ID: MW-5

Date Collected: 02/09/24 12:55
Date Received: 02/09/24 16:56

Lab Sample ID: 410-160421-3

Matrix: Water

Method: SW846 8260C LL - Volatile Organic Compounds by GC/MS

Analyte	Result	Qualifier	RL	MDL	Unit	D	Prepared	Analyzed	Dil Fac
1,1,1,2-Tetrachloroethane	ND		0.50	0.070	ug/L			02/16/24 01:44	1
cis-1,3-Dichloropropene	ND		0.50	0.10	ug/L			02/16/24 01:44	1
trans-1,3-Dichloropropene	ND		0.50	0.080	ug/L			02/16/24 01:44	1
Styrene	ND		0.50	0.070	ug/L			02/16/24 01:44	1
1,4-Dichlorobenzene	ND		0.50	0.070	ug/L			02/16/24 01:44	1
1,2-Dibromoethane	**1.1**		0.50	0.080	ug/L			02/16/24 01:44	1
1,1-Dichloropropene	ND		0.50	0.10	ug/L			02/16/24 01:44	1
1,2-Dichloroethane	**0.66**		0.50	0.070	ug/L			02/16/24 01:44	1
1,2,3-Trichlorobenzene	ND		0.50	0.070	ug/L			02/16/24 01:44	1
1,2,3-Trichloropropane	ND		1.0	0.10	ug/L			02/16/24 01:44	1
Chlorobenzene	ND		0.50	0.070	ug/L			02/16/24 01:44	1
1,2,4-Trichlorobenzene	ND		0.50	0.070	ug/L			02/16/24 01:44	1
Dibromochloromethane	ND		0.50	0.080	ug/L			02/16/24 01:44	1
Tetrachloroethene	ND		0.50	0.20	ug/L			02/16/24 01:44	1
cis-1,2-Dichloroethene	ND		0.50	0.080	ug/L			02/16/24 01:44	1
trans-1,2-Dichloroethene	ND		0.50	0.10	ug/L			02/16/24 01:44	1
Methyl tertiary butyl ether	**1.7**		0.50	0.080	ug/L			02/16/24 01:44	1
1,3-Dichlorobenzene	ND		0.50	0.070	ug/L			02/16/24 01:44	1
1,3-Dichloropropane	ND		0.50	0.080	ug/L			02/16/24 01:44	1
Chloroform	ND		0.50	0.090	ug/L			02/16/24 01:44	1
Benzene	**8.3**		0.50	0.10	ug/L			02/16/24 01:44	1
1,1,1-Trichloroethane	ND		0.50	0.080	ug/L			02/16/24 01:44	1
Bromomethane	ND		0.50	0.10	ug/L			02/16/24 01:44	1
Chloromethane	ND		0.50	0.10	ug/L			02/16/24 01:44	1
Chloroethane	ND		0.50	0.10	ug/L			02/16/24 01:44	1
2,2-Dichloropropane	ND		0.50	0.10	ug/L			02/16/24 01:44	1
Vinyl chloride	ND		0.50	0.10	ug/L			02/16/24 01:44	1
Methylene Chloride	ND		0.50	0.20	ug/L			02/16/24 01:44	1
Carbon disulfide	ND		1.0	0.10	ug/L			02/16/24 01:44	1
Bromoform	ND		1.0	0.30	ug/L			02/16/24 01:44	1
Bromodichloromethane	ND		0.50	0.080	ug/L			02/16/24 01:44	1
1,1-Dichloroethane	ND		0.50	0.10	ug/L			02/16/24 01:44	1
2-Chlorotoluene	ND		0.50	0.080	ug/L			02/16/24 01:44	1
1,1-Dichloroethene	ND		0.50	0.10	ug/L			02/16/24 01:44	1
Trichlorofluoromethane	ND		0.50	0.10	ug/L			02/16/24 01:44	1
4-Chlorotoluene	ND		0.50	0.080	ug/L			02/16/24 01:44	1
Dichlorodifluoromethane	ND		0.50	0.10	ug/L			02/16/24 01:44	1
1,2-Dichloropropane	ND		0.50	0.10	ug/L			02/16/24 01:44	1
1,1,2-Trichloroethane	ND		0.50	0.080	ug/L			02/16/24 01:44	1
Acrylonitrile	ND	cn	5.0	0.40	ug/L			02/16/24 01:44	1
Trichloroethene	ND		0.50	0.080	ug/L			02/16/24 01:44	1
1,1,2,2-Tetrachloroethane	ND		0.50	0.10	ug/L			02/16/24 01:44	1
1,2-Dichlorobenzene	ND		0.50	0.070	ug/L			02/16/24 01:44	1
1,2-Dibromo-3-Chloropropane	ND		0.50	0.10	ug/L			02/16/24 01:44	1
Bromobenzene	ND		0.50	0.080	ug/L			02/16/24 01:44	1
Bromochloromethane	ND		0.50	0.080	ug/L			02/16/24 01:44	1
Dibromomethane	ND		0.50	0.080	ug/L			02/16/24 01:44	1
di-Isopropyl ether	**0.18**	**J**	0.50	0.10	ug/L			02/16/24 01:44	1
Ethyl t-butyl ether	ND		0.50	0.080	ug/L			02/16/24 01:44	1

Client Sample ID: MW-5

Date Collected: 02/09/24 12:55
Date Received: 02/09/24 16:56

Lab Sample ID: 410-160421-3

Matrix: Water

Method: SW846 8260C LL - Volatile Organic Compounds by GC/MS (Continued)

Analyte	Result	Qualifier	RL	MDL	Unit	D	Prepared	Analyzed	Dil Fac
Hexachlorobutadiene	ND		0.50	0.080	ug/L			02/16/24 01:44	1
n-Butylbenzene	**7.9**		0.50	0.080	ug/L			02/16/24 01:44	1
p-Isopropyltoluene	**8.5**		0.50	0.080	ug/L			02/16/24 01:44	1
sec-Butylbenzene	**6.6**		0.50	0.10	ug/L			02/16/24 01:44	1
t-Amyl methyl ether	ND		0.50	0.20	ug/L			02/16/24 01:44	1
t-Butyl alcohol	**350**	**cn**	10	3.0	ug/L			02/16/24 01:44	1
tert-Butylbenzene	ND		0.50	0.080	ug/L			02/16/24 01:44	1
trans-1,4-Dichloro-2-butene	ND		5.0	2.0	ug/L			02/16/24 01:44	1

Surrogate	*%Recovery*	*Qualifier*	*Limits*	*Prepared*	*Analyzed*	*Dil Fac*
1,2-Dichloroethane-d4 (Surr)	*101*		*80 - 120*		*02/16/24 01:44*	*1*
Dibromofluoromethane (Surr)	*94*		*80 - 120*		*02/16/24 01:44*	*1*
4-Bromofluorobenzene (Surr)	*108*		*80 - 120*		*02/16/24 01:44*	*1*
Toluene-d8 (Surr)	*91*		*80 - 120*		*02/16/24 01:44*	*1*

Method: SW846 8260C LL - Volatile Organic Compounds by GC/MS - DL

Analyte	Result	Qualifier	RL	MDL	Unit	D	Prepared	Analyzed	Dil Fac
Toluene	**160**		5.0	0.80	ug/L			02/16/24 02:04	10
1,3,5-Trimethylbenzene	**130**		5.0	0.80	ug/L			02/16/24 02:04	10
Isopropylbenzene	**37**		5.0	0.80	ug/L			02/16/24 02:04	10
Naphthalene	**190**		5.0	0.80	ug/L			02/16/24 02:04	10
N-Propylbenzene	**62**		5.0	1.0	ug/L			02/16/24 02:04	10

Surrogate	*%Recovery*	*Qualifier*	*Limits*	*Prepared*	*Analyzed*	*Dil Fac*
1,2-Dichloroethane-d4 (Surr)	*102*		*80 - 120*		*02/16/24 02:04*	*10*
Dibromofluoromethane (Surr)	*96*		*80 - 120*		*02/16/24 02:04*	*10*
4-Bromofluorobenzene (Surr)	*102*		*80 - 120*		*02/16/24 02:04*	*10*
Toluene-d8 (Surr)	*94*		*80 - 120*		*02/16/24 02:04*	*10*

Method: SW846 8260C LL - Volatile Organic Compounds by GC/MS - DL2

Analyte	Result	Qualifier	RL	MDL	Unit	D	Prepared	Analyzed	Dil Fac
Ethylbenzene	**280**		50	8.0	ug/L			02/20/24 21:36	100
1,2,4-Trimethylbenzene	**540**		50	8.0	ug/L			02/20/24 21:36	100
Xylenes, Total	**1400**		100	7.0	ug/L			02/20/24 21:36	100

Surrogate	*%Recovery*	*Qualifier*	*Limits*	*Prepared*	*Analyzed*	*Dil Fac*
1,2-Dichloroethane-d4 (Surr)	*104*		*80 - 120*		*02/20/24 21:36*	*100*
Dibromofluoromethane (Surr)	*94*		*80 - 120*		*02/20/24 21:36*	*100*
4-Bromofluorobenzene (Surr)	*97*		*80 - 120*		*02/20/24 21:36*	*100*
Toluene-d8 (Surr)	*99*		*80 - 120*		*02/20/24 21:36*	*100*

Method: SW846 8015D - Gasoline Range Organics (GRO) (GC)

Analyte	Result	Qualifier	RL	MDL	Unit	D	Prepared	Analyzed	Dil Fac
GRO (1C)	**7.1**	**cn**	0.50	0.23	mg/L			02/19/24 21:26	10

Surrogate	*%Recovery*	*Qualifier*	*Limits*	*Prepared*	*Analyzed*	*Dil Fac*
a,a,a-Trifluorotoluene (fid) (1C)	*105*	*cn*	*63 - 135*		*02/19/24 21:26*	*10*

Method: SW846 8015D - Diesel Range Organics (DRO) (GC)

Analyte	Result	Qualifier	RL	MDL	Unit	D	Prepared	Analyzed	Dil Fac
DRO (C10-C28)	**11000**		110	57	ug/L		02/22/24 07:18	02/22/24 20:58	1

Client Sample Results

Client: Groundwater & Environmental Services Inc
Project/Site: High's Store No 141

Job ID: 410-160421-1

Client Sample ID: MW-5

Date Collected: 02/09/24 12:55
Date Received: 02/09/24 16:56

Lab Sample ID: 410-160421-3

Matrix: Water

Surrogate	%Recovery	Qualifier	Limits	Prepared	Analyzed	Dil Fac
o- terphenyl (Surr)	122		37 - 153	02/22/24 07:18	02/22/24 20:58	1

Surrogate Summary

Client: Groundwater & Environmental Services Inc
Project/Site: High's Store No 141

Job ID: 410-160421-1

Method: 8260C LL - Volatile Organic Compounds by GC/MS

Matrix: Water **Prep Type: Total/NA**

		Percent Surrogate Recovery (Acceptance Limits)			
		DCA	DBFM	BFB	TOL
Lab Sample ID	Client Sample ID	(80-120)	(80-120)	(80-120)	(80-120)
410-160421-1	MW-1608R	99	92	97	104
410-160421-1 - DL	MW-1608R	113	106	91	104
410-160421-2	MW-18B	102	93	93	100
410-160421-3	MW-5	101	94	108	91
410-160421-3 - DL	MW-5	102	96	102	94
410-160421-3 - DL2	MW-5	104	94	97	99
LCS 410-473406/4	Lab Control Sample	99	91	101	106
LCS 410-473876/4	Lab Control Sample	109	103	94	105
LCS 410-475237/4	Lab Control Sample	103	92	98	101
LCSD 410-473881/6	Lab Control Sample Dup	104	97	98	96
MB 410-473406/6	Method Blank	98	94	97	104
MB 410-473876/6	Method Blank	111	105	92	104
MB 410-473881/10	Method Blank	104	96	95	95
MB 410-475237/6	Method Blank	101	90	93	100

Surrogate Legend

DCA = 1,2-Dichloroethane-d4 (Surr)
DBFM = Dibromofluoromethane (Surr)
BFB = 4-Bromofluorobenzene (Surr)
TOL = Toluene-d8 (Surr)

Method: 8015D - Gasoline Range Organics (GRO) (GC)

Matrix: Water **Prep Type: Total/NA**

		Percent Surrogate Recovery (Acceptance Limits)
		TFT-F1
Lab Sample ID	Client Sample ID	(63-135)
410-160421-1	MW-1608R	104
410-160421-2	MW-18B	103
410-160421-3	MW-5	105 cn
LCS 410-474169/6	Lab Control Sample	96
LCS 410-474619/6	Lab Control Sample	95
LCSD 410-474169/7	Lab Control Sample Dup	95
LCSD 410-474619/7	Lab Control Sample Dup	95
MB 410-474169/5	Method Blank	104
MB 410-474619/5	Method Blank	102

Surrogate Legend

TFT-F = a,a,a-Trifluorotoluene (fid)

Method: 8015D - Diesel Range Organics (DRO) (GC)

Matrix: Water **Prep Type: Total/NA**

		Percent Surrogate Recovery (Acceptance Limits)
		OTP
Lab Sample ID	Client Sample ID	(37-153)
410-160421-1	MW-1608R	117
410-160421-2	MW-18B	112
410-160421-3	MW-5	122
LCS 410-475835/2-A	Lab Control Sample	102
LCSD 410-475835/3-A	Lab Control Sample Dup	105

Surrogate Summary

Client: Groundwater & Environmental Services Inc
Job ID: 410-160421-1
Project/Site: High's Store No 141

Method: 8015D - Diesel Range Organics (DRO) (GC) (Continued)

Matrix: Water
Prep Type: Total/NA

		Percent Surrogate Recovery (Acceptance Limits)							
Lab Sample ID	**Client Sample ID**	**OTP (37-153)**							
MB 410-475835/1-A	Method Blank	111							

Surrogate Legend

OTP = o- terphenyl (Surr)

Method: 8260C LL - Volatile Organic Compounds by GC/MS

Lab Sample ID: MB 410-473406/6
Matrix: Water
Analysis Batch: 473406

Client Sample ID: Method Blank
Prep Type: Total/NA

Analyte	MB Result	MB Qualifier	RL	MDL	Unit	D	Prepared	Analyzed	Dil Fac
1,1,1,2-Tetrachloroethane	ND		0.50	0.070	ug/L			02/14/24 22:54	1
cis-1,3-Dichloropropene	ND		0.50	0.10	ug/L			02/14/24 22:54	1
trans-1,3-Dichloropropene	ND		0.50	0.080	ug/L			02/14/24 22:54	1
Ethylbenzene	ND		0.50	0.080	ug/L			02/14/24 22:54	1
Styrene	ND		0.50	0.070	ug/L			02/14/24 22:54	1
1,4-Dichlorobenzene	ND		0.50	0.070	ug/L			02/14/24 22:54	1
1,2-Dibromoethane	ND		0.50	0.080	ug/L			02/14/24 22:54	1
1,1-Dichloropropene	ND		0.50	0.10	ug/L			02/14/24 22:54	1
1,2-Dichloroethane	ND		0.50	0.070	ug/L			02/14/24 22:54	1
1,2,3-Trichlorobenzene	ND		0.50	0.070	ug/L			02/14/24 22:54	1
1,2,3-Trichloropropane	ND		1.0	0.10	ug/L			02/14/24 22:54	1
Toluene	ND		0.50	0.080	ug/L			02/14/24 22:54	1
Chlorobenzene	ND		0.50	0.070	ug/L			02/14/24 22:54	1
1,2,4-Trimethylbenzene	ND		0.50	0.080	ug/L			02/14/24 22:54	1
1,2,4-Trichlorobenzene	ND		0.50	0.070	ug/L			02/14/24 22:54	1
Dibromochloromethane	ND		0.50	0.080	ug/L			02/14/24 22:54	1
Xylenes, Total	ND		1.0	0.070	ug/L			02/14/24 22:54	1
Tetrachloroethene	ND		0.50	0.20	ug/L			02/14/24 22:54	1
cis-1,2-Dichloroethene	ND		0.50	0.080	ug/L			02/14/24 22:54	1
trans-1,2-Dichloroethene	ND		0.50	0.10	ug/L			02/14/24 22:54	1
Methyl tertiary butyl ether	ND		0.50	0.080	ug/L			02/14/24 22:54	1
1,3,5-Trimethylbenzene	ND		0.50	0.080	ug/L			02/14/24 22:54	1
1,3-Dichlorobenzene	ND		0.50	0.070	ug/L			02/14/24 22:54	1
1,3-Dichloropropane	ND		0.50	0.080	ug/L			02/14/24 22:54	1
Chloroform	ND		0.50	0.090	ug/L			02/14/24 22:54	1
Benzene	ND		0.50	0.10	ug/L			02/14/24 22:54	1
1,1,1-Trichloroethane	ND		0.50	0.080	ug/L			02/14/24 22:54	1
Bromomethane	ND		0.50	0.10	ug/L			02/14/24 22:54	1
Chloromethane	ND		0.50	0.10	ug/L			02/14/24 22:54	1
Chloroethane	ND		0.50	0.10	ug/L			02/14/24 22:54	1
2,2-Dichloropropane	ND		0.50	0.10	ug/L			02/14/24 22:54	1
Vinyl chloride	ND		0.50	0.10	ug/L			02/14/24 22:54	1
Methylene Chloride	ND		0.50	0.20	ug/L			02/14/24 22:54	1
Carbon disulfide	ND		1.0	0.10	ug/L			02/14/24 22:54	1
Bromoform	ND		1.0	0.30	ug/L			02/14/24 22:54	1
Bromodichloromethane	ND		0.50	0.080	ug/L			02/14/24 22:54	1
1,1-Dichloroethane	ND		0.50	0.10	ug/L			02/14/24 22:54	1
2-Chlorotoluene	ND		0.50	0.080	ug/L			02/14/24 22:54	1
1,1-Dichloroethene	ND		0.50	0.10	ug/L			02/14/24 22:54	1
Trichlorofluoromethane	ND		0.50	0.10	ug/L			02/14/24 22:54	1
4-Chlorotoluene	ND		0.50	0.080	ug/L			02/14/24 22:54	1
Dichlorodifluoromethane	ND		0.50	0.10	ug/L			02/14/24 22:54	1
1,2-Dichloropropane	ND		0.50	0.10	ug/L			02/14/24 22:54	1
1,1,2-Trichloroethane	ND		0.50	0.080	ug/L			02/14/24 22:54	1
Acrylonitrile	ND		5.0	0.40	ug/L			02/14/24 22:54	1
Trichloroethene	ND		0.50	0.080	ug/L			02/14/24 22:54	1
1,1,2,2-Tetrachloroethane	ND		0.50	0.10	ug/L			02/14/24 22:54	1
1,2-Dichlorobenzene	ND		0.50	0.070	ug/L			02/14/24 22:54	1

Method: 8260C LL - Volatile Organic Compounds by GC/MS (Continued)

Lab Sample ID: MB 410-473406/6
Matrix: Water
Analysis Batch: 473406

Client Sample ID: Method Blank
Prep Type: Total/NA

Analyte	MB Result	MB Qualifier	RL	MDL	Unit	D	Prepared	Analyzed	Dil Fac
1,2-Dibromo-3-Chloropropane	ND		0.50	0.10	ug/L			02/14/24 22:54	1
Bromobenzene	ND		0.50	0.080	ug/L			02/14/24 22:54	1
Bromochloromethane	ND		0.50	0.080	ug/L			02/14/24 22:54	1
Isopropylbenzene	ND		0.50	0.080	ug/L			02/14/24 22:54	1
Dibromomethane	ND		0.50	0.080	ug/L			02/14/24 22:54	1
di-Isopropyl ether	ND		0.50	0.10	ug/L			02/14/24 22:54	1
Ethyl t-butyl ether	ND		0.50	0.080	ug/L			02/14/24 22:54	1
Hexachlorobutadiene	ND		0.50	0.080	ug/L			02/14/24 22:54	1
Naphthalene	ND		0.50	0.080	ug/L			02/14/24 22:54	1
n-Butylbenzene	ND		0.50	0.080	ug/L			02/14/24 22:54	1
N-Propylbenzene	ND		0.50	0.10	ug/L			02/14/24 22:54	1
p-Isopropyltoluene	ND		0.50	0.080	ug/L			02/14/24 22:54	1
sec-Butylbenzene	ND		0.50	0.10	ug/L			02/14/24 22:54	1
t-Amyl methyl ether	ND		0.50	0.20	ug/L			02/14/24 22:54	1
t-Butyl alcohol	ND		10	3.0	ug/L			02/14/24 22:54	1
tert-Butylbenzene	ND		0.50	0.080	ug/L			02/14/24 22:54	1
trans-1,4-Dichloro-2-butene	ND		5.0	2.0	ug/L			02/14/24 22:54	1

Surrogate	*MB %Recovery*	*MB Qualifier*	*Limits*	*Prepared*	*Analyzed*	*Dil Fac*
1,2-Dichloroethane-d4 (Surr)	*98*		*80 - 120*		*02/14/24 22:54*	*1*
Dibromofluoromethane (Surr)	*94*		*80 - 120*		*02/14/24 22:54*	*1*
4-Bromofluorobenzene (Surr)	*97*		*80 - 120*		*02/14/24 22:54*	*1*
Toluene-d8 (Surr)	*104*		*80 - 120*		*02/14/24 22:54*	*1*

Lab Sample ID: LCS 410-473406/4
Matrix: Water
Analysis Batch: 473406

Client Sample ID: Lab Control Sample
Prep Type: Total/NA

Analyte	Spike Added	LCS Result	LCS Qualifier	Unit	D	%Rec	%Rec Limits
1,1,1,2-Tetrachloroethane	5.00	5.14		ug/L		103	71 - 134
cis-1,3-Dichloropropene	5.00	5.07		ug/L		101	67 - 121
trans-1,3-Dichloropropene	5.00	5.46		ug/L		109	61 - 129
Ethylbenzene	5.00	5.60		ug/L		112	80 - 120
Styrene	5.00	5.41		ug/L		108	80 - 120
1,4-Dichlorobenzene	5.00	5.35		ug/L		107	80 - 120
1,2-Dibromoethane	5.00	5.39		ug/L		108	80 - 120
1,1-Dichloropropene	5.00	5.44		ug/L		109	74 - 120
1,2-Dichloroethane	5.00	4.71		ug/L		94	69 - 122
1,2,3-Trichlorobenzene	5.00	5.74		ug/L		115	68 - 125
1,2,3-Trichloropropane	5.00	5.57		ug/L		111	80 - 125
Toluene	5.00	5.71		ug/L		114	80 - 120
Chlorobenzene	5.00	5.43		ug/L		109	80 - 120
1,2,4-Trimethylbenzene	5.00	5.65		ug/L		113	80 - 120
1,2,4-Trichlorobenzene	5.00	5.60		ug/L		112	68 - 122
Dibromochloromethane	5.00	5.23		ug/L		105	64 - 138
Xylenes, Total	15.0	16.1		ug/L		107	80 - 120
Tetrachloroethene	5.00	4.99		ug/L		100	80 - 120
cis-1,2-Dichloroethene	5.00	5.30		ug/L		106	80 - 122

Method: 8260C LL - Volatile Organic Compounds by GC/MS (Continued)

Lab Sample ID: LCS 410-473406/4
Matrix: Water
Analysis Batch: 473406

Client Sample ID: Lab Control Sample
Prep Type: Total/NA

Analyte	Spike Added	LCS Result	LCS Qualifier	Unit	D	%Rec	%Rec Limits
trans-1,2-Dichloroethene	5.00	5.29		ug/L		106	80 - 122
Methyl tertiary butyl ether	5.00	4.88		ug/L		98	69 - 120
1,3,5-Trimethylbenzene	5.00	5.66		ug/L		113	80 - 120
1,3-Dichlorobenzene	5.00	5.34		ug/L		107	80 - 120
1,3-Dichloropropane	5.00	5.86		ug/L		117	80 - 120
Chloroform	5.00	5.06		ug/L		101	80 - 120
Benzene	5.00	5.63		ug/L		113	80 - 120
1,1,1-Trichloroethane	5.00	4.74		ug/L		95	78 - 126
Bromomethane	5.00	3.78		ug/L		76	60 - 136
Chloromethane	5.00	4.15		ug/L		83	56 - 124
Chloroethane	5.00	4.42		ug/L		88	63 - 120
2,2-Dichloropropane	5.00	4.79		ug/L		96	61 - 141
Vinyl chloride	5.00	4.07		ug/L		81	60 - 125
Methylene Chloride	5.00	5.55		ug/L		111	80 - 120
Carbon disulfide	5.00	5.48		ug/L		110	67 - 130
Bromoform	5.00	4.63		ug/L		93	49 - 144
Bromodichloromethane	5.00	5.10		ug/L		102	73 - 124
1,1-Dichloroethane	5.00	5.85		ug/L		117	74 - 120
2-Chlorotoluene	5.00	5.48		ug/L		110	80 - 120
1,1-Dichloroethene	5.00	5.42		ug/L		108	80 - 131
Trichlorofluoromethane	5.00	3.53		ug/L		71	62 - 136
4-Chlorotoluene	5.00	5.52		ug/L		110	80 - 120
Dichlorodifluoromethane	5.00	3.39		ug/L		68	43 - 123
1,2-Dichloropropane	5.00	6.03	*+	ug/L		121	80 - 120
1,1,2-Trichloroethane	5.00	5.52		ug/L		110	80 - 120
Acrylonitrile	25.0	33.6		ug/L		134	64 - 139
Trichloroethene	5.00	5.05		ug/L		101	80 - 120
1,1,2,2-Tetrachloroethane	5.00	6.09		ug/L		122	75 - 123
1,2-Dichlorobenzene	5.00	5.26		ug/L		105	80 - 120
1,2-Dibromo-3-Chloropropane	5.00	4.97		ug/L		99	56 - 148
Bromobenzene	5.00	5.14		ug/L		103	80 - 120
Bromochloromethane	5.00	5.08		ug/L		102	80 - 120
Isopropylbenzene	5.00	5.66		ug/L		113	80 - 120
Dibromomethane	5.00	5.09		ug/L		102	80 - 122
di-Isopropyl ether	5.00	5.83		ug/L		117	58 - 131
Ethyl t-butyl ether	5.00	5.10		ug/L		102	57 - 126
Hexachlorobutadiene	5.00	5.35		ug/L		107	72 - 132
Naphthalene	5.00	5.71		ug/L		114	64 - 122
n-Butylbenzene	5.00	5.92		ug/L		118	74 - 123
N-Propylbenzene	5.00	6.00		ug/L		120	74 - 122
p-Isopropyltoluene	5.00	5.54		ug/L		111	80 - 120
sec-Butylbenzene	5.00	5.74		ug/L		115	80 - 120
t-Amyl methyl ether	5.00	4.86		ug/L		97	65 - 125
t-Butyl alcohol	50.0	47.0		ug/L		94	62 - 138
tert-Butylbenzene	5.00	4.86		ug/L		97	79 - 120
trans-1,4-Dichloro-2-butene	25.0	20.5		ug/L		82	10 - 172

Method: 8260C LL - Volatile Organic Compounds by GC/MS (Continued)

Lab Sample ID: LCS 410-473406/4
Matrix: Water
Analysis Batch: 473406

Client Sample ID: Lab Control Sample
Prep Type: Total/NA

Surrogate	*LCS %Recovery*	*LCS Qualifier*	*Limits*
1,2-Dichloroethane-d4 (Surr)	*99*		*80 - 120*
Dibromofluoromethane (Surr)	*91*		*80 - 120*
4-Bromofluorobenzene (Surr)	*101*		*80 - 120*
Toluene-d8 (Surr)	*106*		*80 - 120*

Lab Sample ID: MB 410-473876/6
Matrix: Water
Analysis Batch: 473876

Client Sample ID: Method Blank
Prep Type: Total/NA

Analyte	MB Result	MB Qualifier	RL	MDL	Unit	D	Prepared	Analyzed	Dil Fac
1,1,1,2-Tetrachloroethane	ND		0.50	0.070	ug/L			02/15/24 20:03	1
cis-1,3-Dichloropropene	ND		0.50	0.10	ug/L			02/15/24 20:03	1
trans-1,3-Dichloropropene	ND		0.50	0.080	ug/L			02/15/24 20:03	1
Ethylbenzene	ND		0.50	0.080	ug/L			02/15/24 20:03	1
Styrene	ND		0.50	0.070	ug/L			02/15/24 20:03	1
1,4-Dichlorobenzene	ND		0.50	0.070	ug/L			02/15/24 20:03	1
1,2-Dibromoethane	ND		0.50	0.080	ug/L			02/15/24 20:03	1
1,1-Dichloropropene	ND		0.50	0.10	ug/L			02/15/24 20:03	1
1,2-Dichloroethane	ND		0.50	0.070	ug/L			02/15/24 20:03	1
1,2,3-Trichlorobenzene	ND		0.50	0.070	ug/L			02/15/24 20:03	1
1,2,3-Trichloropropane	ND		1.0	0.10	ug/L			02/15/24 20:03	1
Toluene	ND		0.50	0.080	ug/L			02/15/24 20:03	1
Chlorobenzene	ND		0.50	0.070	ug/L			02/15/24 20:03	1
1,2,4-Trimethylbenzene	ND		0.50	0.080	ug/L			02/15/24 20:03	1
1,2,4-Trichlorobenzene	ND		0.50	0.070	ug/L			02/15/24 20:03	1
Dibromochloromethane	ND		0.50	0.080	ug/L			02/15/24 20:03	1
Xylenes, Total	ND		1.0	0.070	ug/L			02/15/24 20:03	1
Tetrachloroethene	ND		0.50	0.20	ug/L			02/15/24 20:03	1
cis-1,2-Dichloroethene	ND		0.50	0.080	ug/L			02/15/24 20:03	1
trans-1,2-Dichloroethene	ND		0.50	0.10	ug/L			02/15/24 20:03	1
Methyl tertiary butyl ether	ND		0.50	0.080	ug/L			02/15/24 20:03	1
1,3,5-Trimethylbenzene	ND		0.50	0.080	ug/L			02/15/24 20:03	1
1,3-Dichlorobenzene	ND		0.50	0.070	ug/L			02/15/24 20:03	1
1,3-Dichloropropane	ND		0.50	0.080	ug/L			02/15/24 20:03	1
Chloroform	ND		0.50	0.090	ug/L			02/15/24 20:03	1
Benzene	ND		0.50	0.10	ug/L			02/15/24 20:03	1
1,1,1-Trichloroethane	ND		0.50	0.080	ug/L			02/15/24 20:03	1
Bromomethane	ND		0.50	0.10	ug/L			02/15/24 20:03	1
Chloromethane	ND		0.50	0.10	ug/L			02/15/24 20:03	1
Chloroethane	ND		0.50	0.10	ug/L			02/15/24 20:03	1
2,2-Dichloropropane	ND		0.50	0.10	ug/L			02/15/24 20:03	1
Vinyl chloride	ND		0.50	0.10	ug/L			02/15/24 20:03	1
Methylene Chloride	ND		0.50	0.20	ug/L			02/15/24 20:03	1
Carbon disulfide	ND		1.0	0.10	ug/L			02/15/24 20:03	1
Bromoform	ND		1.0	0.30	ug/L			02/15/24 20:03	1
Bromodichloromethane	ND		0.50	0.080	ug/L			02/15/24 20:03	1
1,1-Dichloroethane	ND		0.50	0.10	ug/L			02/15/24 20:03	1
2-Chlorotoluene	ND		0.50	0.080	ug/L			02/15/24 20:03	1

Method: 8260C LL - Volatile Organic Compounds by GC/MS (Continued)

Lab Sample ID: MB 410-473876/6
Matrix: Water
Analysis Batch: 473876

Client Sample ID: Method Blank
Prep Type: Total/NA

Analyte	MB Result	MB Qualifier	RL	MDL	Unit	D	Prepared	Analyzed	Dil Fac
1,1-Dichloroethene	ND		0.50	0.10	ug/L			02/15/24 20:03	1
Trichlorofluoromethane	ND		0.50	0.10	ug/L			02/15/24 20:03	1
4-Chlorotoluene	ND		0.50	0.080	ug/L			02/15/24 20:03	1
Dichlorodifluoromethane	ND		0.50	0.10	ug/L			02/15/24 20:03	1
1,2-Dichloropropane	ND		0.50	0.10	ug/L			02/15/24 20:03	1
1,1,2-Trichloroethane	ND		0.50	0.080	ug/L			02/15/24 20:03	1
Acrylonitrile	ND		5.0	0.40	ug/L			02/15/24 20:03	1
Trichloroethene	ND		0.50	0.080	ug/L			02/15/24 20:03	1
1,1,2,2-Tetrachloroethane	ND		0.50	0.10	ug/L			02/15/24 20:03	1
1,2-Dichlorobenzene	ND		0.50	0.070	ug/L			02/15/24 20:03	1
1,2-Dibromo-3-Chloropropane	ND		0.50	0.10	ug/L			02/15/24 20:03	1
Bromobenzene	ND		0.50	0.080	ug/L			02/15/24 20:03	1
Bromochloromethane	ND		0.50	0.080	ug/L			02/15/24 20:03	1
Isopropylbenzene	ND		0.50	0.080	ug/L			02/15/24 20:03	1
Dibromomethane	ND		0.50	0.080	ug/L			02/15/24 20:03	1
di-Isopropyl ether	ND		0.50	0.10	ug/L			02/15/24 20:03	1
Ethyl t-butyl ether	ND		0.50	0.080	ug/L			02/15/24 20:03	1
Hexachlorobutadiene	ND		0.50	0.080	ug/L			02/15/24 20:03	1
Naphthalene	ND		0.50	0.080	ug/L			02/15/24 20:03	1
n-Butylbenzene	ND		0.50	0.080	ug/L			02/15/24 20:03	1
N-Propylbenzene	ND		0.50	0.10	ug/L			02/15/24 20:03	1
p-Isopropyltoluene	ND		0.50	0.080	ug/L			02/15/24 20:03	1
sec-Butylbenzene	ND		0.50	0.10	ug/L			02/15/24 20:03	1
t-Amyl methyl ether	ND		0.50	0.20	ug/L			02/15/24 20:03	1
t-Butyl alcohol	ND		10	3.0	ug/L			02/15/24 20:03	1
tert-Butylbenzene	ND		0.50	0.080	ug/L			02/15/24 20:03	1
trans-1,4-Dichloro-2-butene	ND		5.0	2.0	ug/L			02/15/24 20:03	1

Surrogate	*MB %Recovery*	*MB Qualifier*	*Limits*	*Prepared*	*Analyzed*	*Dil Fac*
1,2-Dichloroethane-d4 (Surr)	*111*		*80 - 120*		*02/15/24 20:03*	*1*
Dibromofluoromethane (Surr)	*105*		*80 - 120*		*02/15/24 20:03*	*1*
4-Bromofluorobenzene (Surr)	*92*		*80 - 120*		*02/15/24 20:03*	*1*
Toluene-d8 (Surr)	*104*		*80 - 120*		*02/15/24 20:03*	*1*

Lab Sample ID: LCS 410-473876/4
Matrix: Water
Analysis Batch: 473876

Client Sample ID: Lab Control Sample
Prep Type: Total/NA

Analyte	Spike Added	LCS Result	LCS Qualifier	Unit	D	%Rec	%Rec Limits
1,1,1,2-Tetrachloroethane	5.00	5.27		ug/L		105	71 - 134
cis-1,3-Dichloropropene	5.00	4.92		ug/L		98	67 - 121
trans-1,3-Dichloropropene	5.00	5.08		ug/L		102	61 - 129
Ethylbenzene	5.00	5.18		ug/L		104	80 - 120
Styrene	5.00	5.28		ug/L		106	80 - 120
1,4-Dichlorobenzene	5.00	5.18		ug/L		104	80 - 120
1,2-Dibromoethane	5.00	5.21		ug/L		104	80 - 120
1,1-Dichloropropene	5.00	5.06		ug/L		101	74 - 120
1,2-Dichloroethane	5.00	4.91		ug/L		98	69 - 122

Method: 8260C LL - Volatile Organic Compounds by GC/MS (Continued)

Lab Sample ID: LCS 410-473876/4
Matrix: Water
Analysis Batch: 473876

Client Sample ID: Lab Control Sample
Prep Type: Total/NA

Analyte	Spike Added	LCS Result	LCS Qualifier	Unit	D	%Rec	%Rec Limits
1,2,3-Trichlorobenzene	5.00	5.61		ug/L		112	68 - 125
1,2,3-Trichloropropane	5.00	5.41		ug/L		108	80 - 125
Toluene	5.00	5.19		ug/L		104	80 - 120
Chlorobenzene	5.00	5.26		ug/L		105	80 - 120
1,2,4-Trimethylbenzene	5.00	5.13		ug/L		103	80 - 120
1,2,4-Trichlorobenzene	5.00	5.60		ug/L		112	68 - 122
Dibromochloromethane	5.00	5.46		ug/L		109	64 - 138
Xylenes, Total	15.0	15.6		ug/L		104	80 - 120
Tetrachloroethene	5.00	5.13		ug/L		103	80 - 120
cis-1,2-Dichloroethene	5.00	5.14		ug/L		103	80 - 122
trans-1,2-Dichloroethene	5.00	5.10		ug/L		102	80 - 122
Methyl tertiary butyl ether	5.00	4.64		ug/L		93	69 - 120
1,3,5-Trimethylbenzene	5.00	5.15		ug/L		103	80 - 120
1,3-Dichlorobenzene	5.00	5.20		ug/L		104	80 - 120
1,3-Dichloropropane	5.00	5.15		ug/L		103	80 - 120
Chloroform	5.00	4.77		ug/L		95	80 - 120
Benzene	5.00	5.09		ug/L		102	80 - 120
1,1,1-Trichloroethane	5.00	4.94		ug/L		99	78 - 126
Bromomethane	5.00	4.42		ug/L		88	60 - 136
Chloromethane	5.00	3.99		ug/L		80	56 - 124
Chloroethane	5.00	4.80		ug/L		96	63 - 120
2,2-Dichloropropane	5.00	4.81		ug/L		96	61 - 141
Vinyl chloride	5.00	4.14		ug/L		83	60 - 125
Methylene Chloride	5.00	5.10		ug/L		102	80 - 120
Carbon disulfide	5.00	4.86		ug/L		97	67 - 130
Bromoform	5.00	5.44		ug/L		109	49 - 144
Bromodichloromethane	5.00	5.12		ug/L		102	73 - 124
1,1-Dichloroethane	5.00	5.04		ug/L		101	74 - 120
2-Chlorotoluene	5.00	5.21		ug/L		104	80 - 120
1,1-Dichloroethene	5.00	5.17		ug/L		103	80 - 131
Trichlorofluoromethane	5.00	4.63		ug/L		93	62 - 136
4-Chlorotoluene	5.00	5.23		ug/L		105	80 - 120
Dichlorodifluoromethane	5.00	3.77		ug/L		75	43 - 123
1,2-Dichloropropane	5.00	5.13		ug/L		103	80 - 120
1,1,2-Trichloroethane	5.00	5.23		ug/L		105	80 - 120
Acrylonitrile	25.0	24.7		ug/L		99	64 - 139
Trichloroethene	5.00	4.99		ug/L		100	80 - 120
1,1,2,2-Tetrachloroethane	5.00	5.41		ug/L		108	75 - 123
1,2-Dichlorobenzene	5.00	5.28		ug/L		106	80 - 120
1,2-Dibromo-3-Chloropropane	5.00	5.31		ug/L		106	56 - 148
Bromobenzene	5.00	5.21		ug/L		104	80 - 120
Bromochloromethane	5.00	5.32		ug/L		106	80 - 120
Isopropylbenzene	5.00	5.53		ug/L		111	80 - 120
Dibromomethane	5.00	5.10		ug/L		102	80 - 122
di-Isopropyl ether	5.00	4.78		ug/L		96	58 - 131
Ethyl t-butyl ether	5.00	4.73		ug/L		95	57 - 126
Hexachlorobutadiene	5.00	5.58		ug/L		112	72 - 132
Naphthalene	5.00	5.70		ug/L		114	64 - 122
n-Butylbenzene	5.00	5.33		ug/L		107	74 - 123

Method: 8260C LL - Volatile Organic Compounds by GC/MS (Continued)

Lab Sample ID: LCS 410-473876/4
Matrix: Water
Analysis Batch: 473876

Client Sample ID: Lab Control Sample
Prep Type: Total/NA

Analyte	Spike Added	LCS Result	LCS Qualifier	Unit	D	%Rec	%Rec Limits
N-Propylbenzene	5.00	5.29		ug/L		106	74 - 122
p-Isopropyltoluene	5.00	5.16		ug/L		103	80 - 120
sec-Butylbenzene	5.00	5.23		ug/L		105	80 - 120
t-Amyl methyl ether	5.00	4.78		ug/L		96	65 - 125
t-Butyl alcohol	50.0	53.1		ug/L		106	62 - 138
tert-Butylbenzene	5.00	4.81		ug/L		96	79 - 120
trans-1,4-Dichloro-2-butene	25.0	24.6		ug/L		99	10 - 172

Surrogate	*LCS %Recovery*	*LCS Qualifier*	*Limits*
1,2-Dichloroethane-d4 (Surr)	*109*		*80 - 120*
Dibromofluoromethane (Surr)	*103*		*80 - 120*
4-Bromofluorobenzene (Surr)	*94*		*80 - 120*
Toluene-d8 (Surr)	*105*		*80 - 120*

Lab Sample ID: MB 410-473881/10
Matrix: Water
Analysis Batch: 473881

Client Sample ID: Method Blank
Prep Type: Total/NA

Analyte	MB Result	MB Qualifier	RL	MDL	Unit	D	Prepared	Analyzed	Dil Fac
1,1,1,2-Tetrachloroethane	ND		0.50	0.070	ug/L			02/15/24 21:20	1
cis-1,3-Dichloropropene	ND		0.50	0.10	ug/L			02/15/24 21:20	1
trans-1,3-Dichloropropene	ND		0.50	0.080	ug/L			02/15/24 21:20	1
Ethylbenzene	ND		0.50	0.080	ug/L			02/15/24 21:20	1
Styrene	ND		0.50	0.070	ug/L			02/15/24 21:20	1
1,4-Dichlorobenzene	ND		0.50	0.070	ug/L			02/15/24 21:20	1
1,2-Dibromoethane	ND		0.50	0.080	ug/L			02/15/24 21:20	1
1,1-Dichloropropene	ND		0.50	0.10	ug/L			02/15/24 21:20	1
1,2-Dichloroethane	ND		0.50	0.070	ug/L			02/15/24 21:20	1
1,2,3-Trichlorobenzene	ND		0.50	0.070	ug/L			02/15/24 21:20	1
1,2,3-Trichloropropane	ND		1.0	0.10	ug/L			02/15/24 21:20	1
Toluene	ND		0.50	0.080	ug/L			02/15/24 21:20	1
Chlorobenzene	ND		0.50	0.070	ug/L			02/15/24 21:20	1
1,2,4-Trimethylbenzene	ND		0.50	0.080	ug/L			02/15/24 21:20	1
1,2,4-Trichlorobenzene	ND		0.50	0.070	ug/L			02/15/24 21:20	1
Dibromochloromethane	ND		0.50	0.080	ug/L			02/15/24 21:20	1
Xylenes, Total	ND		1.0	0.070	ug/L			02/15/24 21:20	1
Tetrachloroethene	ND		0.50	0.20	ug/L			02/15/24 21:20	1
cis-1,2-Dichloroethene	ND		0.50	0.080	ug/L			02/15/24 21:20	1
trans-1,2-Dichloroethene	ND		0.50	0.10	ug/L			02/15/24 21:20	1
Methyl tertiary butyl ether	ND		0.50	0.080	ug/L			02/15/24 21:20	1
1,3,5-Trimethylbenzene	ND		0.50	0.080	ug/L			02/15/24 21:20	1
1,3-Dichlorobenzene	ND		0.50	0.070	ug/L			02/15/24 21:20	1
1,3-Dichloropropane	ND		0.50	0.080	ug/L			02/15/24 21:20	1
Chloroform	ND		0.50	0.090	ug/L			02/15/24 21:20	1
Benzene	ND		0.50	0.10	ug/L			02/15/24 21:20	1
1,1,1-Trichloroethane	ND		0.50	0.080	ug/L			02/15/24 21:20	1
Bromomethane	ND		0.50	0.10	ug/L			02/15/24 21:20	1
Chloromethane	ND		0.50	0.10	ug/L			02/15/24 21:20	1

Method: 8260C LL - Volatile Organic Compounds by GC/MS (Continued)

Lab Sample ID: MB 410-473881/10
Matrix: Water
Analysis Batch: 473881

Client Sample ID: Method Blank
Prep Type: Total/NA

Analyte	MB Result	MB Qualifier	RL	MDL	Unit	D	Prepared	Analyzed	Dil Fac
Chloroethane	ND		0.50	0.10	ug/L			02/15/24 21:20	1
2,2-Dichloropropane	ND		0.50	0.10	ug/L			02/15/24 21:20	1
Vinyl chloride	ND		0.50	0.10	ug/L			02/15/24 21:20	1
Methylene Chloride	ND		0.50	0.20	ug/L			02/15/24 21:20	1
Carbon disulfide	ND		1.0	0.10	ug/L			02/15/24 21:20	1
Bromoform	ND		1.0	0.30	ug/L			02/15/24 21:20	1
Bromodichloromethane	ND		0.50	0.080	ug/L			02/15/24 21:20	1
1,1-Dichloroethane	ND		0.50	0.10	ug/L			02/15/24 21:20	1
2-Chlorotoluene	ND		0.50	0.080	ug/L			02/15/24 21:20	1
1,1-Dichloroethene	ND		0.50	0.10	ug/L			02/15/24 21:20	1
Trichlorofluoromethane	ND		0.50	0.10	ug/L			02/15/24 21:20	1
4-Chlorotoluene	ND		0.50	0.080	ug/L			02/15/24 21:20	1
Dichlorodifluoromethane	ND		0.50	0.10	ug/L			02/15/24 21:20	1
1,2-Dichloropropane	ND		0.50	0.10	ug/L			02/15/24 21:20	1
1,1,2-Trichloroethane	ND		0.50	0.080	ug/L			02/15/24 21:20	1
Acrylonitrile	ND		5.0	0.40	ug/L			02/15/24 21:20	1
Trichloroethene	ND		0.50	0.080	ug/L			02/15/24 21:20	1
1,1,2,2-Tetrachloroethane	ND		0.50	0.10	ug/L			02/15/24 21:20	1
1,2-Dichlorobenzene	ND		0.50	0.070	ug/L			02/15/24 21:20	1
1,2-Dibromo-3-Chloropropane	ND		0.50	0.10	ug/L			02/15/24 21:20	1
Bromobenzene	ND		0.50	0.080	ug/L			02/15/24 21:20	1
Bromochloromethane	ND		0.50	0.080	ug/L			02/15/24 21:20	1
Isopropylbenzene	ND		0.50	0.080	ug/L			02/15/24 21:20	1
Dibromomethane	ND		0.50	0.080	ug/L			02/15/24 21:20	1
di-Isopropyl ether	ND		0.50	0.10	ug/L			02/15/24 21:20	1
Ethyl t-butyl ether	ND		0.50	0.080	ug/L			02/15/24 21:20	1
Hexachlorobutadiene	ND		0.50	0.080	ug/L			02/15/24 21:20	1
Naphthalene	ND		0.50	0.080	ug/L			02/15/24 21:20	1
n-Butylbenzene	ND		0.50	0.080	ug/L			02/15/24 21:20	1
N-Propylbenzene	ND		0.50	0.10	ug/L			02/15/24 21:20	1
p-Isopropyltoluene	ND		0.50	0.080	ug/L			02/15/24 21:20	1
sec-Butylbenzene	ND		0.50	0.10	ug/L			02/15/24 21:20	1
t-Amyl methyl ether	ND		0.50	0.20	ug/L			02/15/24 21:20	1
t-Butyl alcohol	ND		10	3.0	ug/L			02/15/24 21:20	1
tert-Butylbenzene	ND		0.50	0.080	ug/L			02/15/24 21:20	1
trans-1,4-Dichloro-2-butene	ND		5.0	2.0	ug/L			02/15/24 21:20	1

Surrogate	*MB %Recovery*	*MB Qualifier*	*Limits*	*Prepared*	*Analyzed*	*Dil Fac*
1,2-Dichloroethane-d4 (Surr)	*104*		*80 - 120*		*02/15/24 21:20*	*1*
Dibromofluoromethane (Surr)	*96*		*80 - 120*		*02/15/24 21:20*	*1*
4-Bromofluorobenzene (Surr)	*95*		*80 - 120*		*02/15/24 21:20*	*1*
Toluene-d8 (Surr)	*95*		*80 - 120*		*02/15/24 21:20*	*1*

Method: 8260C LL - Volatile Organic Compounds by GC/MS (Continued)

Lab Sample ID: LCSD 410-473881/6
Matrix: Water
Analysis Batch: 473881

Client Sample ID: Lab Control Sample Dup
Prep Type: Total/NA

Analyte	Spike Added	LCSD Result	LCSD Qualifier	Unit	D	%Rec	%Rec Limits	RPD	RPD Limit
1,1,1,2-Tetrachloroethane	5.00	4.63		ug/L		93	71 - 134	5	30
cis-1,3-Dichloropropene	5.00	4.94		ug/L		99	67 - 121	2	30
trans-1,3-Dichloropropene	5.00	4.64		ug/L		93	61 - 129	3	30
Ethylbenzene	5.00	4.73		ug/L		95	80 - 120	4	30
Styrene	5.00	4.74		ug/L		95	80 - 120	4	30
1,4-Dichlorobenzene	5.00	4.78		ug/L		96	80 - 120	1	30
1,2-Dibromoethane	5.00	4.84		ug/L		97	80 - 120	0	30
1,1-Dichloropropene	5.00	5.24		ug/L		105	74 - 120	2	30
1,2-Dichloroethane	5.00	4.76		ug/L		95	69 - 122	3	30
1,2,3-Trichlorobenzene	5.00	4.91		ug/L		98	68 - 125	11	30
1,2,3-Trichloropropane	5.00	4.70		ug/L		94	80 - 125	1	30
Toluene	5.00	4.90		ug/L		98	80 - 120	2	30
Chlorobenzene	5.00	4.93		ug/L		99	80 - 120	3	30
1,2,4-Trimethylbenzene	5.00	4.63		ug/L		93	80 - 120	3	30
1,2,4-Trichlorobenzene	5.00	4.46		ug/L		89	68 - 122	3	30
Dibromochloromethane	5.00	4.64		ug/L		93	64 - 138	1	30
Xylenes, Total	15.0	14.6		ug/L		97	80 - 120	2	30
Tetrachloroethene	5.00	4.64		ug/L		93	80 - 120	4	30
cis-1,2-Dichloroethene	5.00	5.02		ug/L		100	80 - 122	4	30
trans-1,2-Dichloroethene	5.00	5.02		ug/L		100	80 - 122	1	30
Methyl tertiary butyl ether	5.00	4.91		ug/L		98	69 - 120	0	30
1,3,5-Trimethylbenzene	5.00	4.56		ug/L		91	80 - 120	4	30
1,3-Dichlorobenzene	5.00	4.77		ug/L		95	80 - 120	2	30
1,3-Dichloropropane	5.00	5.05		ug/L		101	80 - 120	0	30
Chloroform	5.00	4.99		ug/L		100	80 - 120	4	30
Benzene	5.00	5.34		ug/L		107	80 - 120	3	30
1,1,1-Trichloroethane	5.00	4.69		ug/L		94	78 - 126	3	30
Bromomethane	5.00	4.76		ug/L		95	60 - 136	6	30
Chloromethane	5.00	4.45		ug/L		89	56 - 124	6	30
Chloroethane	5.00	5.37		ug/L		107	63 - 120	2	30
2,2-Dichloropropane	5.00	4.92		ug/L		98	61 - 141	3	30
Vinyl chloride	5.00	4.57		ug/L		91	60 - 125	3	30
Methylene Chloride	5.00	5.19		ug/L		104	80 - 120	5	30
Carbon disulfide	5.00	5.01		ug/L		100	67 - 130	4	30
Bromoform	5.00	4.27		ug/L		85	49 - 144	2	30
Bromodichloromethane	5.00	4.80		ug/L		96	73 - 124	5	30
1,1-Dichloroethane	5.00	5.43		ug/L		109	74 - 120	2	30
2-Chlorotoluene	5.00	4.58		ug/L		92	80 - 120	6	30
1,1-Dichloroethene	5.00	4.85		ug/L		97	80 - 131	4	30
Trichlorofluoromethane	5.00	4.42		ug/L		88	62 - 136	5	30
4-Chlorotoluene	5.00	4.59		ug/L		92	80 - 120	5	30
Dichlorodifluoromethane	5.00	3.62		ug/L		72	43 - 123	4	30
1,2-Dichloropropane	5.00	5.66		ug/L		113	80 - 120	2	30
1,1,2-Trichloroethane	5.00	4.94		ug/L		99	80 - 120	1	30
Acrylonitrile	25.0	31.1		ug/L		125	64 - 139	2	30
Trichloroethene	5.00	4.97		ug/L		99	80 - 120	2	30
1,1,2,2-Tetrachloroethane	5.00	4.57		ug/L		91	75 - 123	1	30
1,2-Dichlorobenzene	5.00	4.75		ug/L		95	80 - 120	2	30

Method: 8260C LL - Volatile Organic Compounds by GC/MS (Continued)

Lab Sample ID: LCSD 410-473881/6
Matrix: Water
Analysis Batch: 473881

Client Sample ID: Lab Control Sample Dup
Prep Type: Total/NA

Analyte	Spike Added	LCSD Result	LCSD Qualifier	Unit	D	%Rec	%Rec Limits	RPD	RPD Limit
1,2-Dibromo-3-Chloropropane	5.00	4.50		ug/L		90	56 - 148	10	30
Bromobenzene	5.00	4.59		ug/L		92	80 - 120	3	30
Bromochloromethane	5.00	5.44		ug/L		109	80 - 120	1	30
Isopropylbenzene	5.00	5.05		ug/L		101	80 - 120	3	30
Dibromomethane	5.00	5.18		ug/L		104	80 - 122	2	30
di-Isopropyl ether	5.00	5.15		ug/L		103	58 - 131	1	30
Ethyl t-butyl ether	5.00	4.85		ug/L		97	57 - 126	2	30
Hexachlorobutadiene	5.00	3.84		ug/L		77	72 - 132	4	30
Naphthalene	5.00	4.84		ug/L		97	64 - 122	9	30
n-Butylbenzene	5.00	4.44		ug/L		89	74 - 123	4	30
N-Propylbenzene	5.00	4.74		ug/L		95	74 - 122	5	30
p-Isopropyltoluene	5.00	4.40		ug/L		88	80 - 120	3	30
sec-Butylbenzene	5.00	4.63		ug/L		93	80 - 120	2	30
t-Amyl methyl ether	5.00	5.00		ug/L		100	65 - 125	2	30
t-Butyl alcohol	50.0	36.4		ug/L		73	62 - 138	22	30
tert-Butylbenzene	5.00	4.18		ug/L		84	79 - 120	3	30
trans-1,4-Dichloro-2-butene	25.0	20.7		ug/L		83	10 - 172	12	30

Surrogate	*LCSD %Recovery*	*LCSD Qualifier*	*Limits*
1,2-Dichloroethane-d4 (Surr)	*104*		*80 - 120*
Dibromofluoromethane (Surr)	*97*		*80 - 120*
4-Bromofluorobenzene (Surr)	*98*		*80 - 120*
Toluene-d8 (Surr)	*96*		*80 - 120*

Lab Sample ID: MB 410-475237/6
Matrix: Water
Analysis Batch: 475237

Client Sample ID: Method Blank
Prep Type: Total/NA

Analyte	MB Result	MB Qualifier	RL	MDL	Unit	D	Prepared	Analyzed	Dil Fac
1,1,1,2-Tetrachloroethane	ND		0.50	0.070	ug/L			02/20/24 20:15	1
cis-1,3-Dichloropropene	ND		0.50	0.10	ug/L			02/20/24 20:15	1
trans-1,3-Dichloropropene	ND		0.50	0.080	ug/L			02/20/24 20:15	1
Ethylbenzene	ND		0.50	0.080	ug/L			02/20/24 20:15	1
Styrene	ND		0.50	0.070	ug/L			02/20/24 20:15	1
1,4-Dichlorobenzene	ND		0.50	0.070	ug/L			02/20/24 20:15	1
1,2-Dibromoethane	ND		0.50	0.080	ug/L			02/20/24 20:15	1
1,1-Dichloropropene	ND		0.50	0.10	ug/L			02/20/24 20:15	1
1,2-Dichloroethane	ND		0.50	0.070	ug/L			02/20/24 20:15	1
1,2,3-Trichlorobenzene	ND		0.50	0.070	ug/L			02/20/24 20:15	1
1,2,3-Trichloropropane	ND		1.0	0.10	ug/L			02/20/24 20:15	1
Toluene	ND		0.50	0.080	ug/L			02/20/24 20:15	1
Chlorobenzene	ND		0.50	0.070	ug/L			02/20/24 20:15	1
1,2,4-Trimethylbenzene	ND		0.50	0.080	ug/L			02/20/24 20:15	1
1,2,4-Trichlorobenzene	ND		0.50	0.070	ug/L			02/20/24 20:15	1
Dibromochloromethane	ND		0.50	0.080	ug/L			02/20/24 20:15	1
Xylenes, Total	ND		1.0	0.070	ug/L			02/20/24 20:15	1
Tetrachloroethene	ND		0.50	0.20	ug/L			02/20/24 20:15	1
cis-1,2-Dichloroethene	ND		0.50	0.080	ug/L			02/20/24 20:15	1

Method: 8260C LL - Volatile Organic Compounds by GC/MS (Continued)

Lab Sample ID: MB 410-475237/6
Matrix: Water
Analysis Batch: 475237

Client Sample ID: Method Blank
Prep Type: Total/NA

Analyte	MB Result	MB Qualifier	RL	MDL	Unit	D	Prepared	Analyzed	Dil Fac
trans-1,2-Dichloroethene	ND		0.50	0.10	ug/L			02/20/24 20:15	1
Methyl tertiary butyl ether	ND		0.50	0.080	ug/L			02/20/24 20:15	1
1,3,5-Trimethylbenzene	ND		0.50	0.080	ug/L			02/20/24 20:15	1
1,3-Dichlorobenzene	ND		0.50	0.070	ug/L			02/20/24 20:15	1
1,3-Dichloropropane	ND		0.50	0.080	ug/L			02/20/24 20:15	1
Chloroform	ND		0.50	0.090	ug/L			02/20/24 20:15	1
Benzene	ND		0.50	0.10	ug/L			02/20/24 20:15	1
1,1,1-Trichloroethane	ND		0.50	0.080	ug/L			02/20/24 20:15	1
Bromomethane	ND		0.50	0.10	ug/L			02/20/24 20:15	1
Chloromethane	ND		0.50	0.10	ug/L			02/20/24 20:15	1
Chloroethane	ND		0.50	0.10	ug/L			02/20/24 20:15	1
2,2-Dichloropropane	ND		0.50	0.10	ug/L			02/20/24 20:15	1
Vinyl chloride	ND		0.50	0.10	ug/L			02/20/24 20:15	1
Methylene Chloride	ND		0.50	0.20	ug/L			02/20/24 20:15	1
Carbon disulfide	ND		1.0	0.10	ug/L			02/20/24 20:15	1
Bromoform	ND		1.0	0.30	ug/L			02/20/24 20:15	1
Bromodichloromethane	ND		0.50	0.080	ug/L			02/20/24 20:15	1
1,1-Dichloroethane	ND		0.50	0.10	ug/L			02/20/24 20:15	1
2-Chlorotoluene	ND		0.50	0.080	ug/L			02/20/24 20:15	1
1,1-Dichloroethene	ND		0.50	0.10	ug/L			02/20/24 20:15	1
Trichlorofluoromethane	ND		0.50	0.10	ug/L			02/20/24 20:15	1
4-Chlorotoluene	ND		0.50	0.080	ug/L			02/20/24 20:15	1
Dichlorodifluoromethane	ND		0.50	0.10	ug/L			02/20/24 20:15	1
1,2-Dichloropropane	ND		0.50	0.10	ug/L			02/20/24 20:15	1
1,1,2-Trichloroethane	ND		0.50	0.080	ug/L			02/20/24 20:15	1
Acrylonitrile	ND		5.0	0.40	ug/L			02/20/24 20:15	1
Trichloroethene	ND		0.50	0.080	ug/L			02/20/24 20:15	1
1,1,2,2-Tetrachloroethane	ND		0.50	0.10	ug/L			02/20/24 20:15	1
1,2-Dichlorobenzene	ND		0.50	0.070	ug/L			02/20/24 20:15	1
1,2-Dibromo-3-Chloropropane	ND		0.50	0.10	ug/L			02/20/24 20:15	1
Bromobenzene	ND		0.50	0.080	ug/L			02/20/24 20:15	1
Bromochloromethane	ND		0.50	0.080	ug/L			02/20/24 20:15	1
Isopropylbenzene	ND		0.50	0.080	ug/L			02/20/24 20:15	1
Dibromomethane	ND		0.50	0.080	ug/L			02/20/24 20:15	1
di-Isopropyl ether	ND		0.50	0.10	ug/L			02/20/24 20:15	1
Ethyl t-butyl ether	ND		0.50	0.080	ug/L			02/20/24 20:15	1
Hexachlorobutadiene	0.0853	J	0.50	0.080	ug/L			02/20/24 20:15	1
Naphthalene	ND		0.50	0.080	ug/L			02/20/24 20:15	1
n-Butylbenzene	ND		0.50	0.080	ug/L			02/20/24 20:15	1
N-Propylbenzene	ND		0.50	0.10	ug/L			02/20/24 20:15	1
p-Isopropyltoluene	ND		0.50	0.080	ug/L			02/20/24 20:15	1
sec-Butylbenzene	ND		0.50	0.10	ug/L			02/20/24 20:15	1
t-Amyl methyl ether	ND		0.50	0.20	ug/L			02/20/24 20:15	1
t-Butyl alcohol	ND		10	3.0	ug/L			02/20/24 20:15	1
tert-Butylbenzene	ND		0.50	0.080	ug/L			02/20/24 20:15	1
trans-1,4-Dichloro-2-butene	ND		5.0	2.0	ug/L			02/20/24 20:15	1

Method: 8260C LL - Volatile Organic Compounds by GC/MS (Continued)

Lab Sample ID: MB 410-475237/6
Matrix: Water
Analysis Batch: 475237

Client Sample ID: Method Blank
Prep Type: Total/NA

Surrogate	MB %Recovery	MB Qualifier	Limits	Prepared	Analyzed	Dil Fac
1,2-Dichloroethane-d4 (Surr)	101		80 - 120		02/20/24 20:15	1
Dibromofluoromethane (Surr)	90		80 - 120		02/20/24 20:15	1
4-Bromofluorobenzene (Surr)	93		80 - 120		02/20/24 20:15	1
Toluene-d8 (Surr)	100		80 - 120		02/20/24 20:15	1

Lab Sample ID: LCS 410-475237/4
Matrix: Water
Analysis Batch: 475237

Client Sample ID: Lab Control Sample
Prep Type: Total/NA

Analyte	Spike Added	LCS Result	LCS Qualifier	Unit	D	%Rec	%Rec Limits
1,1,1,2-Tetrachloroethane	5.00	5.29		ug/L		106	71 - 134
cis-1,3-Dichloropropene	5.00	5.02		ug/L		100	67 - 121
trans-1,3-Dichloropropene	5.00	5.22		ug/L		104	61 - 129
Ethylbenzene	5.00	5.48		ug/L		110	80 - 120
Styrene	5.00	5.38		ug/L		108	80 - 120
1,4-Dichlorobenzene	5.00	5.41		ug/L		108	80 - 120
1,2-Dibromoethane	5.00	5.22		ug/L		104	80 - 120
1,1-Dichloropropene	5.00	5.33		ug/L		107	74 - 120
1,2-Dichloroethane	5.00	4.66		ug/L		93	69 - 122
1,2,3-Trichlorobenzene	5.00	6.29	*+	ug/L		126	68 - 125
1,2,3-Trichloropropane	5.00	5.21		ug/L		104	80 - 125
Toluene	5.00	5.48		ug/L		110	80 - 120
Chlorobenzene	5.00	5.58		ug/L		112	80 - 120
1,2,4-Trimethylbenzene	5.00	5.33		ug/L		107	80 - 120
1,2,4-Trichlorobenzene	5.00	5.69		ug/L		114	68 - 122
Dibromochloromethane	5.00	5.18		ug/L		104	64 - 138
Xylenes, Total	15.0	16.5		ug/L		110	80 - 120
Tetrachloroethene	5.00	5.27		ug/L		105	80 - 120
cis-1,2-Dichloroethene	5.00	5.09		ug/L		102	80 - 122
trans-1,2-Dichloroethene	5.00	5.11		ug/L		102	80 - 122
Methyl tertiary butyl ether	5.00	4.81		ug/L		96	69 - 120
1,3,5-Trimethylbenzene	5.00	5.33		ug/L		107	80 - 120
1,3-Dichlorobenzene	5.00	5.44		ug/L		109	80 - 120
1,3-Dichloropropane	5.00	5.60		ug/L		112	80 - 120
Chloroform	5.00	5.12		ug/L		102	80 - 120
Benzene	5.00	5.53		ug/L		111	80 - 120
1,1,1-Trichloroethane	5.00	4.80		ug/L		96	78 - 126
Bromomethane	5.00	5.18		ug/L		104	60 - 136
Chloromethane	5.00	5.08		ug/L		102	56 - 124
Chloroethane	5.00	5.75		ug/L		115	63 - 120
2,2-Dichloropropane	5.00	5.00		ug/L		100	61 - 141
Vinyl chloride	5.00	5.08		ug/L		102	60 - 125
Methylene Chloride	5.00	5.39		ug/L		108	80 - 120
Carbon disulfide	5.00	5.20		ug/L		104	67 - 130
Bromoform	5.00	4.81		ug/L		96	49 - 144
Bromodichloromethane	5.00	4.94		ug/L		99	73 - 124
1,1-Dichloroethane	5.00	5.51		ug/L		110	74 - 120
2-Chlorotoluene	5.00	5.29		ug/L		106	80 - 120

Method: 8260C LL - Volatile Organic Compounds by GC/MS (Continued)

Lab Sample ID: LCS 410-475237/4
Matrix: Water
Analysis Batch: 475237

Client Sample ID: Lab Control Sample
Prep Type: Total/NA

Analyte	Spike Added	LCS Result	LCS Qualifier	Unit	D	%Rec	%Rec Limits
1,1-Dichloroethene	5.00	5.09		ug/L		102	80 - 131
Trichlorofluoromethane	5.00	4.80		ug/L		96	62 - 136
4-Chlorotoluene	5.00	5.22		ug/L		104	80 - 120
Dichlorodifluoromethane	5.00	4.63		ug/L		93	43 - 123
1,2-Dichloropropane	5.00	5.79		ug/L		116	80 - 120
1,1,2-Trichloroethane	5.00	5.54		ug/L		111	80 - 120
Acrylonitrile	25.0	33.0		ug/L		132	64 - 139
Trichloroethene	5.00	5.16		ug/L		103	80 - 120
1,1,2,2-Tetrachloroethane	5.00	5.01		ug/L		100	75 - 123
1,2-Dichlorobenzene	5.00	5.41		ug/L		108	80 - 120
1,2-Dibromo-3-Chloropropane	5.00	4.88		ug/L		98	56 - 148
Bromobenzene	5.00	5.18		ug/L		104	80 - 120
Bromochloromethane	5.00	5.36		ug/L		107	80 - 120
Isopropylbenzene	5.00	5.80		ug/L		116	80 - 120
Dibromomethane	5.00	5.07		ug/L		101	80 - 122
di-Isopropyl ether	5.00	5.24		ug/L		105	58 - 131
Ethyl t-butyl ether	5.00	4.90		ug/L		98	57 - 126
Hexachlorobutadiene	5.00	5.22		ug/L		104	72 - 132
Naphthalene	5.00	5.79		ug/L		116	64 - 122
n-Butylbenzene	5.00	5.46		ug/L		109	74 - 123
N-Propylbenzene	5.00	5.51		ug/L		110	74 - 122
p-Isopropyltoluene	5.00	5.25		ug/L		105	80 - 120
sec-Butylbenzene	5.00	5.41		ug/L		108	80 - 120
t-Amyl methyl ether	5.00	5.00		ug/L		100	65 - 125
t-Butyl alcohol	50.0	47.6		ug/L		95	62 - 138
tert-Butylbenzene	5.00	4.85		ug/L		97	79 - 120
trans-1,4-Dichloro-2-butene	25.0	26.4		ug/L		105	10 - 172

Surrogate	*LCS %Recovery*	*LCS Qualifier*	*Limits*
1,2-Dichloroethane-d4 (Surr)	*103*		*80 - 120*
Dibromofluoromethane (Surr)	*92*		*80 - 120*
4-Bromofluorobenzene (Surr)	*98*		*80 - 120*
Toluene-d8 (Surr)	*101*		*80 - 120*

Method: 8015D - Gasoline Range Organics (GRO) (GC)

Lab Sample ID: MB 410-474169/5
Matrix: Water
Analysis Batch: 474169

Client Sample ID: Method Blank
Prep Type: Total/NA

Analyte	MB Result	MB Qualifier	RL	MDL	Unit	D	Prepared	Analyzed	Dil Fac
GRO (1C)	ND		0.050	0.023	mg/L			02/16/24 13:44	1

Surrogate	*MB %Recovery*	*MB Qualifier*	*Limits*	*Prepared*	*Analyzed*	*Dil Fac*
a,a,a-Trifluorotoluene (fid) (1C)	*104*		*63 - 135*		*02/16/24 13:44*	*1*

Method: 8015D - Gasoline Range Organics (GRO) (GC) (Continued)

Lab Sample ID: LCS 410-474169/6 — **Client Sample ID: Lab Control Sample**
Matrix: Water — **Prep Type: Total/NA**
Analysis Batch: 474169

Analyte			Spike Added	LCS Result	LCS Qualifier	Unit	D	%Rec	%Rec Limits		
GRO (1C)			1.10	1.10		mg/L		100	70 - 123		

Surrogate	*LCS %Recovery*	*LCS Qualifier*	*Limits*
a,a,a-Trifluorotoluene (fid) (1C)	*96*		*63 - 135*

Lab Sample ID: LCSD 410-474169/7 — **Client Sample ID: Lab Control Sample Dup**
Matrix: Water — **Prep Type: Total/NA**
Analysis Batch: 474169

Analyte			Spike Added	LCSD Result	LCSD Qualifier	Unit	D	%Rec	%Rec Limits	RPD	RPD Limit
GRO (1C)			1.10	1.11		mg/L		101	70 - 123	1	30

Surrogate	*LCSD %Recovery*	*LCSD Qualifier*	*Limits*
a,a,a-Trifluorotoluene (fid) (1C)	*95*		*63 - 135*

Lab Sample ID: MB 410-474619/5 — **Client Sample ID: Method Blank**
Matrix: Water — **Prep Type: Total/NA**
Analysis Batch: 474619

Analyte	MB Result	MB Qualifier	RL	MDL	Unit	D	Prepared	Analyzed	Dil Fac
GRO (1C)	ND		0.050	0.023	mg/L			02/19/24 14:17	1

Surrogate	*MB %Recovery*	*MB Qualifier*	*Limits*	*Prepared*	*Analyzed*	*Dil Fac*
a,a,a-Trifluorotoluene (fid) (1C)	*102*		*63 - 135*		*02/19/24 14:17*	*1*

Lab Sample ID: LCS 410-474619/6 — **Client Sample ID: Lab Control Sample**
Matrix: Water — **Prep Type: Total/NA**
Analysis Batch: 474619

Analyte			Spike Added	LCS Result	LCS Qualifier	Unit	D	%Rec	%Rec Limits		
GRO (1C)			1.10	1.09		mg/L		99	70 - 123		

Surrogate	*LCS %Recovery*	*LCS Qualifier*	*Limits*
a,a,a-Trifluorotoluene (fid) (1C)	*95*		*63 - 135*

Lab Sample ID: LCSD 410-474619/7 — **Client Sample ID: Lab Control Sample Dup**
Matrix: Water — **Prep Type: Total/NA**
Analysis Batch: 474619

Analyte			Spike Added	LCSD Result	LCSD Qualifier	Unit	D	%Rec	%Rec Limits	RPD	RPD Limit
GRO (1C)			1.10	1.11		mg/L		101	70 - 123	2	30

Surrogate	*LCSD %Recovery*	*LCSD Qualifier*	*Limits*
a,a,a-Trifluorotoluene (fid) (1C)	*95*		*63 - 135*

Method: 8015D - Diesel Range Organics (DRO) (GC)

Lab Sample ID: MB 410-475835/1-A — **Client Sample ID: Method Blank**
Matrix: Water — **Prep Type: Total/NA**
Analysis Batch: 476164 — **Prep Batch: 475835**

Analyte	MB Result	MB Qualifier	RL	MDL	Unit	D	Prepared	Analyzed	Dil Fac
DRO (C10-C28)	ND		110	56	ug/L		02/22/24 07:18	02/22/24 22:59	1

Surrogate	*MB %Recovery*	*MB Qualifier*	*Limits*	*Prepared*	*Analyzed*	*Dil Fac*
o- terphenyl (Surr)	*111*		*37 - 153*	*02/22/24 07:18*	*02/22/24 22:59*	*1*

Lab Sample ID: LCS 410-475835/2-A — **Client Sample ID: Lab Control Sample**
Matrix: Water — **Prep Type: Total/NA**
Analysis Batch: 476164 — **Prep Batch: 475835**

Analyte			Spike Added	LCS Result	LCS Qualifier	Unit	D	%Rec	%Rec Limits		
DRO (C10-C28)			2650	3010		ug/L		114	78 - 133		

Surrogate	*LCS %Recovery*	*LCS Qualifier*	*Limits*
o- terphenyl (Surr)	*102*		*37 - 153*

Lab Sample ID: LCSD 410-475835/3-A — **Client Sample ID: Lab Control Sample Dup**
Matrix: Water — **Prep Type: Total/NA**
Analysis Batch: 476164 — **Prep Batch: 475835**

Analyte			Spike Added	LCSD Result	LCSD Qualifier	Unit	D	%Rec	%Rec Limits	RPD	RPD Limit
DRO (C10-C28)			2620	2760		ug/L		105	78 - 133	9	20

Surrogate	*LCSD %Recovery*	*LCSD Qualifier*	*Limits*
o- terphenyl (Surr)	*105*		*37 - 153*

QC Association Summary

Client: Groundwater & Environmental Services Inc
Project/Site: High's Store No 141

Job ID: 410-160421-1

GC/MS VOA

Analysis Batch: 473406

Lab Sample ID	Client Sample ID	Prep Type	Matrix	Method	Prep Batch
410-160421-1	MW-1608R	Total/NA	Water	8260C LL	
MB 410-473406/6	Method Blank	Total/NA	Water	8260C LL	
LCS 410-473406/4	Lab Control Sample	Total/NA	Water	8260C LL	

Analysis Batch: 473876

Lab Sample ID	Client Sample ID	Prep Type	Matrix	Method	Prep Batch
410-160421-1 - DL	MW-1608R	Total/NA	Water	8260C LL	
MB 410-473876/6	Method Blank	Total/NA	Water	8260C LL	
LCS 410-473876/4	Lab Control Sample	Total/NA	Water	8260C LL	

Analysis Batch: 473881

Lab Sample ID	Client Sample ID	Prep Type	Matrix	Method	Prep Batch
410-160421-3	MW-5	Total/NA	Water	8260C LL	
410-160421-3 - DL	MW-5	Total/NA	Water	8260C LL	
MB 410-473881/10	Method Blank	Total/NA	Water	8260C LL	
LCSD 410-473881/6	Lab Control Sample Dup	Total/NA	Water	8260C LL	

Analysis Batch: 475237

Lab Sample ID	Client Sample ID	Prep Type	Matrix	Method	Prep Batch
410-160421-2	MW-18B	Total/NA	Water	8260C LL	
410-160421-3 - DL2	MW-5	Total/NA	Water	8260C LL	
MB 410-475237/6	Method Blank	Total/NA	Water	8260C LL	
LCS 410-475237/4	Lab Control Sample	Total/NA	Water	8260C LL	

GC VOA

Analysis Batch: 474169

Lab Sample ID	Client Sample ID	Prep Type	Matrix	Method	Prep Batch
410-160421-1	MW-1608R	Total/NA	Water	8015D	
410-160421-2	MW-18B	Total/NA	Water	8015D	
MB 410-474169/5	Method Blank	Total/NA	Water	8015D	
LCS 410-474169/6	Lab Control Sample	Total/NA	Water	8015D	
LCSD 410-474169/7	Lab Control Sample Dup	Total/NA	Water	8015D	

Analysis Batch: 474619

Lab Sample ID	Client Sample ID	Prep Type	Matrix	Method	Prep Batch
410-160421-3	MW-5	Total/NA	Water	8015D	
MB 410-474619/5	Method Blank	Total/NA	Water	8015D	
LCS 410-474619/6	Lab Control Sample	Total/NA	Water	8015D	
LCSD 410-474619/7	Lab Control Sample Dup	Total/NA	Water	8015D	

GC Semi VOA

Prep Batch: 475835

Lab Sample ID	Client Sample ID	Prep Type	Matrix	Method	Prep Batch
410-160421-1	MW-1608R	Total/NA	Water	3511	
410-160421-2	MW-18B	Total/NA	Water	3511	
410-160421-3	MW-5	Total/NA	Water	3511	
MB 410-475835/1-A	Method Blank	Total/NA	Water	3511	
LCS 410-475835/2-A	Lab Control Sample	Total/NA	Water	3511	
LCSD 410-475835/3-A	Lab Control Sample Dup	Total/NA	Water	3511	

QC Association Summary

Client: Groundwater & Environmental Services Inc
Project/Site: High's Store No 141

Job ID: 410-160421-1

GC Semi VOA

Analysis Batch: 476164

Lab Sample ID	Client Sample ID	Prep Type	Matrix	Method	Prep Batch
410-160421-1	MW-1608R	Total/NA	Water	8015D	475835
410-160421-2	MW-18B	Total/NA	Water	8015D	475835
410-160421-3	MW-5	Total/NA	Water	8015D	475835
MB 410-475835/1-A	Method Blank	Total/NA	Water	8015D	475835
LCS 410-475835/2-A	Lab Control Sample	Total/NA	Water	8015D	475835
LCSD 410-475835/3-A	Lab Control Sample Dup	Total/NA	Water	8015D	475835

Lab Chronicle

Client: Groundwater & Environmental Services Inc
Project/Site: High's Store No 141

Job ID: 410-160421-1

Client Sample ID: MW-1608R

Lab Sample ID: 410-160421-1

Date Collected: 02/09/24 10:25
Date Received: 02/09/24 16:56

Matrix: Water

Prep Type	Batch Type	Batch Method	Run	Dilution Factor	Batch Number	Analyst	Lab	Prepared or Analyzed
Total/NA	Analysis	8260C LL	DL	10	473876	JS6E	ELLE	02/15/24 22:03
Total/NA	Analysis	8260C LL		1	473406	JS6E	ELLE	02/15/24 03:21
Total/NA	Analysis	8015D		1	474169	SE8S	ELLE	02/16/24 17:31
Total/NA	Prep	3511			475835	UMAD	ELLE	02/22/24 07:18
Total/NA	Analysis	8015D		1	476164	KP5X	ELLE	02/22/24 21:46

Client Sample ID: MW-18B

Lab Sample ID: 410-160421-2

Date Collected: 02/09/24 11:55
Date Received: 02/09/24 16:56

Matrix: Water

Prep Type	Batch Type	Batch Method	Run	Dilution Factor	Batch Number	Analyst	Lab	Prepared or Analyzed
Total/NA	Analysis	8260C LL		1	475237	JS6E	ELLE	02/20/24 23:17
Total/NA	Analysis	8015D		1	474169	SE8S	ELLE	02/16/24 17:56
Total/NA	Prep	3511			475835	UMAD	ELLE	02/22/24 07:18
Total/NA	Analysis	8015D		1	476164	KP5X	ELLE	02/22/24 21:22

Client Sample ID: MW-5

Lab Sample ID: 410-160421-3

Date Collected: 02/09/24 12:55
Date Received: 02/09/24 16:56

Matrix: Water

Prep Type	Batch Type	Batch Method	Run	Dilution Factor	Batch Number	Analyst	Lab	Prepared or Analyzed
Total/NA	Analysis	8260C LL		1	473881	JS6E	ELLE	02/16/24 01:44
Total/NA	Analysis	8260C LL	DL	10	473881	JS6E	ELLE	02/16/24 02:04
Total/NA	Analysis	8260C LL	DL2	100	475237	JS6E	ELLE	02/20/24 21:36
Total/NA	Analysis	8015D		10	474619	SE8S	ELLE	02/19/24 21:26
Total/NA	Prep	3511			475835	UMAD	ELLE	02/22/24 07:18
Total/NA	Analysis	8015D		1	476164	KP5X	ELLE	02/22/24 20:58

Laboratory References:

ELLE = Eurofins Lancaster Laboratories Environment Testing, LLC, 2425 New Holland Pike, Lancaster, PA 17601, TEL (717)656-2300

Accreditation/Certification Summary

Client: Groundwater & Environmental Services Inc
Job ID: 410-160421-1
Project/Site: High's Store No 141

Laboratory: Eurofins Lancaster Laboratories Environment Testing, LLC

Unless otherwise noted, all analytes for this laboratory were covered under each accreditation/certification below.

Authority	Program	Identification Number	Expiration Date
Maryland	State	100	06-30-24

The following analytes are included in this report, but the laboratory is not certified by the governing authority. This list may include analytes for which the agency does not offer certification.

Analysis Method	Prep Method	Matrix	Analyte
8015D		Water	GRO (1C)
8015D	3511	Water	DRO (C10-C28)
8260C LL		Water	1,1,1,2-Tetrachloroethane
8260C LL		Water	1,1,1-Trichloroethane
8260C LL		Water	1,1,2,2-Tetrachloroethane
8260C LL		Water	1,1,2-Trichloroethane
8260C LL		Water	1,1-Dichloroethane
8260C LL		Water	1,1-Dichloroethene
8260C LL		Water	1,1-Dichloropropene
8260C LL		Water	1,2,3-Trichlorobenzene
8260C LL		Water	1,2,3-Trichloropropane
8260C LL		Water	1,2,4-Trichlorobenzene
8260C LL		Water	1,2,4-Trimethylbenzene
8260C LL		Water	1,2-Dibromo-3-Chloropropane
8260C LL		Water	1,2-Dibromoethane
8260C LL		Water	1,2-Dichlorobenzene
8260C LL		Water	1,2-Dichloroethane
8260C LL		Water	1,2-Dichloropropane
8260C LL		Water	1,3,5-Trimethylbenzene
8260C LL		Water	1,3-Dichlorobenzene
8260C LL		Water	1,3-Dichloropropane
8260C LL		Water	1,4-Dichlorobenzene
8260C LL		Water	2,2-Dichloropropane
8260C LL		Water	2-Chlorotoluene
8260C LL		Water	4-Chlorotoluene
8260C LL		Water	Acrylonitrile
8260C LL		Water	Benzene
8260C LL		Water	Bromobenzene
8260C LL		Water	Bromochloromethane
8260C LL		Water	Bromodichloromethane
8260C LL		Water	Bromoform
8260C LL		Water	Bromomethane
8260C LL		Water	Carbon disulfide
8260C LL		Water	Chlorobenzene
8260C LL		Water	Chloroethane
8260C LL		Water	Chloroform
8260C LL		Water	Chloromethane
8260C LL		Water	cis-1,2-Dichloroethene
8260C LL		Water	cis-1,3-Dichloropropene
8260C LL		Water	Dibromochloromethane
8260C LL		Water	Dibromomethane
8260C LL		Water	Dichlorodifluoromethane
8260C LL		Water	di-Isopropyl ether
8260C LL		Water	Ethyl t-butyl ether
8260C LL		Water	Ethylbenzene

Laboratory: Eurofins Lancaster Laboratories Environment Testing, LLC (Continued)

Unless otherwise noted, all analytes for this laboratory were covered under each accreditation/certification below.

Authority	Program	Identification Number	Expiration Date

The following analytes are included in this report, but the laboratory is not certified by the governing authority. This list may include analytes for which the agency does not offer certification.

Analysis Method	Prep Method	Matrix	Analyte
8260C LL		Water	Hexachlorobutadiene
8260C LL		Water	Isopropylbenzene
8260C LL		Water	Methyl tertiary butyl ether
8260C LL		Water	Methylene Chloride
8260C LL		Water	Naphthalene
8260C LL		Water	n-Butylbenzene
8260C LL		Water	N-Propylbenzene
8260C LL		Water	p-Isopropyltoluene
8260C LL		Water	sec-Butylbenzene
8260C LL		Water	Styrene
8260C LL		Water	t-Amyl methyl ether
8260C LL		Water	t-Butyl alcohol
8260C LL		Water	tert-Butylbenzene
8260C LL		Water	Tetrachloroethene
8260C LL		Water	Toluene
8260C LL		Water	trans-1,2-Dichloroethene
8260C LL		Water	trans-1,3-Dichloropropene
8260C LL		Water	trans-1,4-Dichloro-2-butene
8260C LL		Water	Trichloroethene
8260C LL		Water	Trichlorofluoromethane
8260C LL		Water	Vinyl chloride
8260C LL		Water	Xylenes, Total

Method Summary

Client: Groundwater & Environmental Services Inc
Project/Site: High's Store No 141

Job ID: 410-160421-1

Method	Method Description	Protocol	Laboratory
8260C LL	Volatile Organic Compounds by GC/MS	SW846	ELLE
8015D	Gasoline Range Organics (GRO) (GC)	SW846	ELLE
8015D	Diesel Range Organics (DRO) (GC)	SW846	ELLE
3511	Microextraction of Organic Compounds	SW846	ELLE
5030B	Purge and Trap	SW846	ELLE
5030C	Purge and Trap	SW846	ELLE

Protocol References:

SW846 = "Test Methods For Evaluating Solid Waste, Physical/Chemical Methods", Third Edition, November 1986 And Its Updates.

Laboratory References:

ELLE = Eurofins Lancaster Laboratories Environment Testing, LLC, 2425 New Holland Pike, Lancaster, PA 17601, TEL (717)656-2300

Sample Summary

Client: Groundwater & Environmental Services Inc
Project/Site: High's Store No 141

Job ID: 410-160421-1

Lab Sample ID	Client Sample ID	Matrix	Collected	Received
410-160421-1	MW-1608R	Water	02/09/24 10:25	02/09/24 16:56
410-160421-2	MW-18B	Water	02/09/24 11:55	02/09/24 16:56
410-160421-3	MW-5	Water	02/09/24 12:55	02/09/24 16:56

410-160421 Chain of Custody

Environmental Analysis Custody

eurofins | Lancaster Laboratories Environmental

Acct. # _____ Group # _____ Sample # _____

Client: Groundwater & Env. Services, Inc.

Project Name/#: High's Store No. 141 | Site ID #:

Project Manager: Peter Reichardt | P.O. #: 0403465/06/206

Sampler: Jeff Plummer | PWSID #:

Phone #: 800-220-3606 x 3726 | Quote #:

State where sample(s) were collected: 19200 Middletown Rd, Parkton, MD

For Lab Use Only: SF #: _____ SCR #: _____

Preservation Codes: H = HCl; T = Thiosulfate; N = HNO_3; B = NaOH; S = H_2SO_4; P = H_3PO_4; O = Other

Sample Identification	Collection Date	Collection Time	Grab	Composite	Sediment	Ground	Surface	Potable	NPDES	Soil	Water	Other:	Total # of Containers	Full Suite VOCs plus oxygenates and Napthalene (8260) (H)	TPH-GRO (8015B) (H)	TPH-DRO (8015B) (H)	Remarks
MW-160SR	2-9-24	1025	X								X		7	X	X	X	EQEDD file name:
MW-18S	2-9-24	1155	X								X		7	X	X	X	High's Store No 141-
MW-5	2-9-24	1255	X								X		7	X	X	X	lab report #.17962.
																	EQEDD.zip
																	Send invoice to:
																	ges-invoices@
																	gesonline.com &
																	include PO #

Turnaround Time Requested (TAT) (please check): Standard ☑ Rush ☐
(Rush TAT is subject to laboratory approval and surcharges.)

Date results are needed:

Rush results requested by (please check): E-Mail ☑ Phone ☐

E-mail Address: midatlantic@gesonline.com & ges@equisonline.com

Phone:

Data Package Options (please check if required)

Type I (Validation/non-CLP) ☐ MA MCP ☐

Type III (Reduced non-CLP) ☐ CT RCP ☐

Type VI (Raw Data Only) ☐ TX TRRP-13 ☐

NYSDEC Category ☐ A or ☐ B

EDD Required? Yes ☑ No ☐ If yes, format: GES EQEDD

EQEDD Name: High's Store No 141-lab report #.17962.EQEDD.zip

Relinquished by:	Date	Time	Received by:	Date	Time
Jeff Plummer	2-9-24	1345	[illegible]	2/9/24	13:45
[illegible]	2/9/24	16:56			
			[illegible]	2/9/24	16:56

Relinquished by Commercial Carrier:

UPS _____ FedEx _____ Other _____

Temperature upon receipt R 3.4 C 3.5 °C

Login Sample Receipt Checklist

Client: Groundwater & Environmental Services Inc

Job Number: 410-160421-1

Login Number: 160421

List Source: Eurofins Lancaster Laboratories Environment Testing, LLC

List Number: 1

Creator: Roth, Stephanie

Question	Answer	Comment
The cooler's custody seal is intact.	N/A	Not present
The cooler or samples do not appear to have been compromised or tampered with.	True	
Samples were received on ice.	True	
Cooler Temperature acceptable,where thermal pres is required(</=6C, not frozen).	True	
Cooler Temperature is recorded.	True	
WV:Container Temp acceptable,where thermal pres is required (</=6C, not frozen).	N/A	
WV: Container Temperature is recorded.	N/A	
COC is present.	True	
COC is filled out in ink and legible.	True	
COC is filled out with all pertinent information.	True	
There are no discrepancies between the containers received and the COC.	True	
Sample containers have legible labels.	True	
Containers are not broken or leaking.	True	
Sample collection date/times are provided.	True	
Appropriate sample containers are used.	True	
Sample bottles are completely filled.	True	
There is sufficient vol. for all requested analyses.	True	
Is the Field Sampler's name present on COC?	True	
Sample custody seals are intact.	N/A	Not present.
VOA sample vials do not have headspace >6mm in diameter (none, if from WV)?	True	

eurofins | Environment Testing

ANALYTICAL REPORT

PREPARED FOR

Attn: Peter Reichardt
Groundwater & Environmental Services Inc
1350 Blair Drive
Suite H-2
Odenton, Maryland 21113

Generated 2/16/2024 10:03:46 AM

JOB DESCRIPTION

High's Store No 141

JOB NUMBER

410-160422-1

Eurofins Lancaster Laboratories Environment Testing, LLC
2425 New Holland Pike
Lancaster PA 17601

See page two for job notes and contact information.

my EOL

Eurofins Lancaster Laboratories Environment Testing, LLC

Job Notes

This report may not be reproduced except in full, and with written approval from the laboratory. The results relate only to the samples tested. For questions please contact the Project Manager at the e-mail address or telephone number listed on this page.

Analytical test results meet all requirements of the associated regulatory program (i.e., NELAC (TNI), DoD, and ISO 17025) unless otherwise noted under the individual analysis.

Authorization

Generated
2/16/2024 10:03:46 AM

Authorized for release by
Amek Carter, Project Manager
Loran.Carter@et.eurofinsus.com
(717)556-7252

Compliance Statement

Analytical test results meet all requirements of the associated regulatory program (e.g., NELAC (TNI), DoD, and ISO 17025) unless otherwise noted under the individual analysis. Data qualifiers are applied to note exceptions. Noncompliant quality control (QC) is further explained in narrative comments.
· QC results that exceed the upper limits and are associated with non-detect samples are qualified but further narration is not required since the bias is high and does not change a non-detect result. Further narration is also not required with QC blank detection when the associated sample concentration is non-detect or more than ten times the level in the blank.
· Matrix QC may not be reported if insufficient sample or site-specific QC samples were not submitted. In these situations, to demonstrate precision and accuracy at a batch level, a LCS/LCSD is performed, unless otherwise specified in the method.
· Surrogate and/or isotope dilution analyte recoveries (if applicable) which are outside of the QC window are confirmed unless attributed to a dilution or otherwise noted in the narrative.
Regulated compliance samples (e.g. SDWA, NPDES) must comply with the associated agency requirements/permits.

Measurement uncertainty values, as applicable, are available upon request.

Test results relate only to the sample tested. Clients should be aware that a critical step in a chemical or microbiological analysis is the collection of the sample. Unless the sample analyzed is truly representative of the bulk of material involved, the test results will be meaningless. If you have questions regarding the proper techniques of collecting samples, please contact us. We cannot be held responsible for sample integrity, however, unless sampling has been performed by a member of our staff. Times are local to the area of activity. Parameters listed in the 40 CFR Part 136 Table II as "analyze immediately" and tested in the laboratory are not performed within 15 minutes of collection.

This report shall not be reproduced except in full, without the written approval of the laboratory.

WARRANTY AND LIMITS OF LIABILITY - In accepting analytical work, we warrant the accuracy of test results for the sample as submitted. The foregoing express warranty is exclusive and is given in lieu of all other warranties, expressed or implied, except as otherwise agreed. We disclaim any other warranties, expressed or implied, including a warranty of fitness for particular purpose and warranty of merchantability. In no event shall Eurofins Lancaster Laboratories Environmental, LLC be liable for indirect, special, consequential, or incidental damages including, but not limited to, damages for loss of profit or goodwill regardless of (A) the negligence (either sole or concurrent) of Eurofins Lancaster Laboratories Environmental and (B) whether Eurofins Lancaster Laboratories Environmental has been informed of the possibility of such damages. We accept no legal responsibility for the purposes for which the client uses the test results. Except as otherwise agreed, no purchase order or other order for work shall be accepted by Eurofins Lancaster Laboratories Environmental which includes any conditions that vary from the Standard Terms and Conditions, and Eurofins Lancaster Laboratories Environmental hereby objects to any conflicting terms contained in any acceptance or order submitted by client.

Table of Contents

Cover Page 1
Table of Contents 4
Definitions/Glossary 5
Case Narrative 6
Detection Summary 7
Client Sample Results 8
Surrogate Summary 9
QC Sample Results 10
QC Association Summary 12
Lab Chronicle 13
Certification Summary 14
Method Summary 15
Sample Summary 16
Chain of Custody 17
Receipt Checklists 18

Definitions/Glossary

Client: Groundwater & Environmental Services Inc
Job ID: 410-160422-1
Project/Site: High's Store No 141

Qualifiers

GC/MS VOA

Qualifier	Qualifier Description
cn	Refer to Case Narrative for further detail

Glossary

Abbreviation	These commonly used abbreviations may or may not be present in this report.
¤	Listed under the "D" column to designate that the result is reported on a dry weight basis
%R	Percent Recovery
CFL	Contains Free Liquid
CFU	Colony Forming Unit
CNF	Contains No Free Liquid
DER	Duplicate Error Ratio (normalized absolute difference)
Dil Fac	Dilution Factor
DL	Detection Limit (DoD/DOE)
DL, RA, RE, IN	Indicates a Dilution, Re-analysis, Re-extraction, or additional Initial metals/anion analysis of the sample
DLC	Decision Level Concentration (Radiochemistry)
EDL	Estimated Detection Limit (Dioxin)
LOD	Limit of Detection (DoD/DOE)
LOQ	Limit of Quantitation (DoD/DOE)
MCL	EPA recommended "Maximum Contaminant Level"
MDA	Minimum Detectable Activity (Radiochemistry)
MDC	Minimum Detectable Concentration (Radiochemistry)
MDL	Method Detection Limit
ML	Minimum Level (Dioxin)
MPN	Most Probable Number
MQL	Method Quantitation Limit
NC	Not Calculated
ND	Not Detected at the reporting limit (or MDL or EDL if shown)
NEG	Negative / Absent
POS	Positive / Present
PQL	Practical Quantitation Limit
PRES	Presumptive
QC	Quality Control
RER	Relative Error Ratio (Radiochemistry)
RL	Reporting Limit or Requested Limit (Radiochemistry)
RPD	Relative Percent Difference, a measure of the relative difference between two points
TEF	Toxicity Equivalent Factor (Dioxin)
TEQ	Toxicity Equivalent Quotient (Dioxin)
TNTC	Too Numerous To Count

Job Narrative
410-160422-1

Analytical test results meet all requirements of the associated regulatory program listed on the Accreditation/Certification Summary Page unless otherwise noted under the individual analysis. Data qualifiers are applied to indicate exceptions. Noncompliant quality control (QC) is further explained in narrative comments.

- Matrix QC may not be reported if insufficient sample or site-specific QC samples were not submitted. In these situations, to demonstrate precision and accuracy at a batch level, a LCS/LCSD may be performed, unless otherwise specified in the method.
- Surrogate and/or isotope dilution analyte recoveries (if applicable) which are outside of the QC window are confirmed unless attributed to a dilution or otherwise noted in the narrative.

Regulated compliance samples (e.g. SDWA, NPDES) must comply with the associated agency requirements/permits.

Receipt
The sample was received on 2/9/2024 4:56 PM. Unless otherwise noted below, the sample arrived in good condition, and, where required, properly preserved and on ice. The temperature of the cooler at receipt time was 3.5°C

Receipt Exceptions
A trip blank was not submitted for analysis with this sample shipment; and was not listed on the Chain of Custody (COC).

GC/MS VOA
Method 524.2_Preserved: Volatile compounds have been detected above the RL for the following sample: 1608-RAY-INF (410-160422-1). Since a field reagent blank/trip blank was not submitted, any potential contamination from the sampling/transport process cannot be assessed.

No additional analytical or quality issues were noted, other than those described above or in the Definitions/ Glossary page.

Detection Summary

Client: Groundwater & Environmental Services Inc
Project/Site: High's Store No 141

Job ID: 410-160422-1

Client Sample ID: 1608-RAY-INF

Lab Sample ID: 410-160422-1

Analyte	Result	Qualifier	RL	MDL	Unit	Dil Fac	D	Method	Prep Type
Methyl tertiary butyl ether	1.5	cn	0.50	0.10	ug/L	1		524.2	Total/NA

This Detection Summary does not include radiochemical test results.

Client Sample Results

Client: Groundwater & Environmental Services Inc
Project/Site: High's Store No 141

Job ID: 410-160422-1

Client Sample ID: 1608-RAY-INF

Lab Sample ID: 410-160422-1

Date Collected: 02/09/24 10:50
Matrix: Water
Date Received: 02/09/24 16:56

Method: EPA-DW 524.2 - Volatile Organic Compounds (GC/MS)

Analyte	Result	Qualifier	RL	MDL	Unit	D	Prepared	Analyzed	Dil Fac
t-Amyl methyl ether	ND	cn	0.50	0.10	ug/L			02/13/24 17:03	1
Benzene	ND	cn	0.50	0.10	ug/L			02/13/24 17:03	1
t-Butyl alcohol	ND	cn	25	2.5	ug/L			02/13/24 17:03	1
Carbon tetrachloride	ND	cn	0.50	0.10	ug/L			02/13/24 17:03	1
Chlorobenzene	ND	cn	0.50	0.10	ug/L			02/13/24 17:03	1
1,2-Dichlorobenzene	ND	cn	0.50	0.20	ug/L			02/13/24 17:03	1
1,3-Dichlorobenzene	ND	cn	0.50	0.10	ug/L			02/13/24 17:03	1
1,2-Dichloroethane	ND	cn	0.50	0.10	ug/L			02/13/24 17:03	1
1,1-Dichloroethene	ND	cn	0.50	0.10	ug/L			02/13/24 17:03	1
cis-1,2-Dichloroethene	ND	cn	0.50	0.10	ug/L			02/13/24 17:03	1
trans-1,2-Dichloroethene	ND	cn	0.50	0.10	ug/L			02/13/24 17:03	1
1,2-Dichloropropane	ND	cn	0.50	0.10	ug/L			02/13/24 17:03	1
Ethyl t-butyl ether	ND	cn	0.50	0.10	ug/L			02/13/24 17:03	1
Ethylbenzene	ND	cn	0.50	0.10	ug/L			02/13/24 17:03	1
di-Isopropyl ether	ND	cn	0.50	0.10	ug/L			02/13/24 17:03	1
Methyl tertiary butyl ether	**1.5**	**cn**	0.50	0.10	ug/L			02/13/24 17:03	1
Methylene Chloride	ND	cn	0.50	0.20	ug/L			02/13/24 17:03	1
Naphthalene	ND	cn	0.50	0.20	ug/L			02/13/24 17:03	1
Styrene	ND	cn	0.50	0.10	ug/L			02/13/24 17:03	1
Tetrachloroethene	ND	cn	0.50	0.10	ug/L			02/13/24 17:03	1
Toluene	ND	cn	0.50	0.10	ug/L			02/13/24 17:03	1
1,2,4-Trichlorobenzene	ND	cn	0.50	0.20	ug/L			02/13/24 17:03	1
1,1,1-Trichloroethane	ND	cn	0.50	0.10	ug/L			02/13/24 17:03	1
1,1,2-Trichloroethane	ND	cn	0.50	0.10	ug/L			02/13/24 17:03	1
Trichloroethene	ND	cn	0.50	0.10	ug/L			02/13/24 17:03	1
Vinyl chloride	ND	cn	0.50	0.10	ug/L			02/13/24 17:03	1
Xylenes, Total	ND	cn	0.50	0.10	ug/L			02/13/24 17:03	1

Surrogate	*%Recovery*	*Qualifier*	*Limits*	*Prepared*	*Analyzed*	*Dil Fac*
4-Bromofluorobenzene (Surr)	*99*	*cn*	*80 - 120*		*02/13/24 17:03*	*1*
1,2-Dichlorobenzene-d4 (Surr)	*102*	*cn*	*80 - 120*		*02/13/24 17:03*	*1*

Surrogate Summary

Client: Groundwater & Environmental Services Inc
Project/Site: High's Store No 141

Job ID: 410-160422-1

Method: 524.2 - Volatile Organic Compounds (GC/MS)

Matrix: Water **Prep Type: Total/NA**

		Percent Surrogate Recovery (Acceptance Limits)									
		BFB	DCZ								
Lab Sample ID	Client Sample ID	(80-120)	(80-120)								
410-160422-1	1608-RAY-INF	99 cn	102 cn								
LCS 410-472823/4	Lab Control Sample	102	102								
MB 410-472823/6	Method Blank	102	104								

Surrogate Legend

BFB = 4-Bromofluorobenzene (Surr)

DCZ = 1,2-Dichlorobenzene-d4 (Surr)

Method: 524.2 - Volatile Organic Compounds (GC/MS)

Lab Sample ID: MB 410-472823/6
Matrix: Water
Analysis Batch: 472823

Client Sample ID: Method Blank
Prep Type: Total/NA

Analyte	MB Result	MB Qualifier	RL	MDL	Unit	D	Prepared	Analyzed	Dil Fac
t-Amyl methyl ether	ND		0.50	0.10	ug/L			02/13/24 12:47	1
Benzene	ND		0.50	0.10	ug/L			02/13/24 12:47	1
t-Butyl alcohol	ND		25	2.5	ug/L			02/13/24 12:47	1
Carbon tetrachloride	ND		0.50	0.10	ug/L			02/13/24 12:47	1
Chlorobenzene	ND		0.50	0.10	ug/L			02/13/24 12:47	1
1,2-Dichlorobenzene	ND		0.50	0.20	ug/L			02/13/24 12:47	1
1,3-Dichlorobenzene	ND		0.50	0.10	ug/L			02/13/24 12:47	1
1,2-Dichloroethane	ND		0.50	0.10	ug/L			02/13/24 12:47	1
1,1-Dichloroethene	ND		0.50	0.10	ug/L			02/13/24 12:47	1
cis-1,2-Dichloroethene	ND		0.50	0.10	ug/L			02/13/24 12:47	1
trans-1,2-Dichloroethene	ND		0.50	0.10	ug/L			02/13/24 12:47	1
1,2-Dichloropropane	ND		0.50	0.10	ug/L			02/13/24 12:47	1
Ethyl t-butyl ether	ND		0.50	0.10	ug/L			02/13/24 12:47	1
Ethylbenzene	ND		0.50	0.10	ug/L			02/13/24 12:47	1
di-Isopropyl ether	ND		0.50	0.10	ug/L			02/13/24 12:47	1
Methyl tertiary butyl ether	ND		0.50	0.10	ug/L			02/13/24 12:47	1
Methylene Chloride	ND		0.50	0.20	ug/L			02/13/24 12:47	1
Naphthalene	ND		0.50	0.20	ug/L			02/13/24 12:47	1
Styrene	ND		0.50	0.10	ug/L			02/13/24 12:47	1
Tetrachloroethene	ND		0.50	0.10	ug/L			02/13/24 12:47	1
Toluene	ND		0.50	0.10	ug/L			02/13/24 12:47	1
1,2,4-Trichlorobenzene	ND		0.50	0.20	ug/L			02/13/24 12:47	1
1,1,1-Trichloroethane	ND		0.50	0.10	ug/L			02/13/24 12:47	1
1,1,2-Trichloroethane	ND		0.50	0.10	ug/L			02/13/24 12:47	1
Trichloroethene	ND		0.50	0.10	ug/L			02/13/24 12:47	1
Vinyl chloride	ND		0.50	0.10	ug/L			02/13/24 12:47	1
Xylenes, Total	ND		0.50	0.10	ug/L			02/13/24 12:47	1

Surrogate	*MB %Recovery*	*MB Qualifier*	*Limits*	*Prepared*	*Analyzed*	*Dil Fac*
4-Bromofluorobenzene (Surr)	*102*		*80 - 120*		*02/13/24 12:47*	*1*
1,2-Dichlorobenzene-d4 (Surr)	*104*		*80 - 120*		*02/13/24 12:47*	*1*

Lab Sample ID: LCS 410-472823/4
Matrix: Water
Analysis Batch: 472823

Client Sample ID: Lab Control Sample
Prep Type: Total/NA

Analyte	Spike Added	LCS Result	LCS Qualifier	Unit	D	%Rec	%Rec Limits
t-Amyl methyl ether	5.00	4.82		ug/L		96	70 - 130
Benzene	5.00	4.94		ug/L		99	70 - 130
t-Butyl alcohol	50.0	51.5		ug/L		103	70 - 130
Carbon tetrachloride	5.00	4.12		ug/L		82	70 - 130
Chlorobenzene	5.00	5.01		ug/L		100	70 - 130
1,2-Dichlorobenzene	5.00	5.05		ug/L		101	70 - 130
1,3-Dichlorobenzene	5.00	5.03		ug/L		101	70 - 130
1,2-Dichloroethane	5.00	4.97		ug/L		99	70 - 130
1,1-Dichloroethene	5.00	4.93		ug/L		99	70 - 130
cis-1,2-Dichloroethene	5.00	4.90		ug/L		98	70 - 130
trans-1,2-Dichloroethene	5.00	4.92		ug/L		98	70 - 130

Method: 524.2 - Volatile Organic Compounds (GC/MS) (Continued)

Lab Sample ID: LCS 410-472823/4
Matrix: Water
Analysis Batch: 472823

Client Sample ID: Lab Control Sample
Prep Type: Total/NA

Analyte	Spike Added	LCS Result	LCS Qualifier	Unit	D	%Rec	%Rec Limits
1,2-Dichloropropane	5.00	5.03		ug/L		101	70 - 130
Ethyl t-butyl ether	5.00	4.99		ug/L		100	70 - 130
Ethylbenzene	5.00	4.96		ug/L		99	70 - 130
di-Isopropyl ether	5.00	4.88		ug/L		98	70 - 130
Methyl tertiary butyl ether	5.00	4.75		ug/L		95	70 - 130
Methylene Chloride	5.00	4.68		ug/L		94	70 - 130
Naphthalene	5.00	5.01		ug/L		100	70 - 130
Styrene	5.00	5.04		ug/L		101	70 - 130
Tetrachloroethene	5.00	4.99		ug/L		100	70 - 130
Toluene	5.00	4.92		ug/L		98	70 - 130
1,2,4-Trichlorobenzene	5.00	5.15		ug/L		103	70 - 130
1,1,1-Trichloroethane	5.00	4.65		ug/L		93	70 - 130
1,1,2-Trichloroethane	5.00	5.05		ug/L		101	70 - 130
Trichloroethene	5.00	4.88		ug/L		98	70 - 130
Vinyl chloride	2.00	1.90		ug/L		95	70 - 130
Xylenes, Total	15.0	14.8		ug/L		99	70 - 130

Surrogate	*LCS %Recovery*	*LCS Qualifier*	*Limits*
4-Bromofluorobenzene (Surr)	*102*		*80 - 120*
1,2-Dichlorobenzene-d4 (Surr)	*102*		*80 - 120*

QC Association Summary

Client: Groundwater & Environmental Services Inc
Project/Site: High's Store No 141

Job ID: 410-160422-1

GC/MS VOA

Analysis Batch: 472823

Lab Sample ID	Client Sample ID	Prep Type	Matrix	Method	Prep Batch
410-160422-1	1608-RAY-INF	Total/NA	Water	524.2	
MB 410-472823/6	Method Blank	Total/NA	Water	524.2	
LCS 410-472823/4	Lab Control Sample	Total/NA	Water	524.2	

Lab Chronicle

Client: Groundwater & Environmental Services Inc
Project/Site: High's Store No 141

Job ID: 410-160422-1

Client Sample ID: 1608-RAY-INF

Lab Sample ID: 410-160422-1

Date Collected: 02/09/24 10:50

Matrix: Water

Date Received: 02/09/24 16:56

Prep Type	Batch Type	Batch Method	Run	Dilution Factor	Batch Number	Analyst	Lab	Prepared or Analyzed
Total/NA	Analysis	524.2		1	472823	UJML	ELLE	02/13/24 17:03

Laboratory References:

ELLE = Eurofins Lancaster Laboratories Environment Testing, LLC, 2425 New Holland Pike, Lancaster, PA 17601, TEL (717)656-2300

Accreditation/Certification Summary

Client: Groundwater & Environmental Services Inc
Job ID: 410-160422-1
Project/Site: High's Store No 141

Laboratory: Eurofins Lancaster Laboratories Environment Testing, LLC

Unless otherwise noted, all analytes for this laboratory were covered under each accreditation/certification below.

Authority	Program	Identification Number	Expiration Date
Maryland	State	100	06-30-24

The following analytes are included in this report, but the laboratory is not certified by the governing authority. This list may include analytes for which the agency does not offer certification.

Analysis Method	Prep Method	Matrix	Analyte
524.2		Water	1,3-Dichlorobenzene
524.2		Water	di-Isopropyl ether
524.2		Water	Ethyl t-butyl ether
524.2		Water	Methyl tertiary butyl ether
524.2		Water	Naphthalene
524.2		Water	t-Amyl methyl ether
524.2		Water	t-Butyl alcohol

Method Summary

Client: Groundwater & Environmental Services Inc
Project/Site: High's Store No 141

Job ID: 410-160422-1

Method	Method Description	Protocol	Laboratory
524.2	Volatile Organic Compounds (GC/MS)	EPA-DW	ELLE

Protocol References:

EPA-DW = "Methods For The Determination Of Organic Compounds In Drinking Water", EPA/600/4-88/039, December 1988 And Its Supplements.

Laboratory References:

ELLE = Eurofins Lancaster Laboratories Environment Testing, LLC, 2425 New Holland Pike, Lancaster, PA 17601, TEL (717)656-2300

Sample Summary

Client: Groundwater & Environmental Services Inc
Project/Site: High's Store No 141

Job ID: 410-160422-1

Lab Sample ID	Client Sample ID	Matrix	Collected	Received
410-160422-1	1608-RAY-INF	Water	02/09/24 10:50	02/09/24 16:56

Page 1 of 1

Environmental Analy f Custody

410-160422 Chain of Custody

eurofins | Lancaster Laboratories Environmental

Acct. # _____ Group # _____ Sample # _____

Client:	Groundwater & Env. Services, Inc.
Project Name/#:	High's Store No. 141
Site ID #:	
Project Manager:	Peter Reichardt
P.O. #:	0403465/06/209
Sampler:	Jeff Plummer
PWSID #:	
Phone #:	800-220-3606 x 3726
Quote #:	
State where sample(s) were collected:	19200 Middletown Rd, Parkton, MD

Sample Identification	Collection Date	Collection Time	Grab	Composite	Matrix: Soil	Sediment	Potable	Ground Water	Surface	NPDES	Other:	Total # of Containers	Target VOCs List plus oxygenates and Napthalene (524.2)										Remarks
Preservation Codes													H										
1608-RAY-INF	2-9-24	1050	X					X				3	X										EQEDD file name:
																							High's Store No 141-
																							lab report #.17962.
																							EQEDD.zip
																							Send invoice to:
																							ges-invoices@
																							gesonline.com &
																							include PO #

For Lab Use Only

SF #: _____

SCR #: _____

Preservation Codes: H = HCl; T = Thiosulfate; N = HNO_3; B = NaOH; S = H_2SO_4; P = H_3PO_4; O = Other

Turnaround Time Requested (TAT) (please check): Standard ☑ Rush ☐

(Rush TAT is subject to laboratory approval and surcharges.)

Date results are needed:

Rush results requested by (please check): E-Mail ☑ Phone ☐

E-mail Address: midatlantic@gesonline.com & ges@equisonline.com

Phone:

Data Package Options (please check if required)

Type I (Validation/non-CLP) ☐ MA MCP ☐

Type III (Reduced non-CLP) ☐ CT RCP ☐

Type VI (Raw Data Only) ☐ TX TRRP-13 ☐

NYSDEC Category ☐ A or ☐ B

EDD Required? Yes ☑ No ☐ If yes, format: GES EQEDD

EQEDD Name: High's Store No 141-lab report #.17962.EQEDD.zip

Relinquished by:	Date	Time	Received by:	Date	Time
Jeff Plummer	2-9-24	1345	[signature]	2/9/24	13:45
[signature]	2/9/24	16:56			
			[signature]	2/9/24	16:56

Relinquished by Commercial Carrier:

UPS _____ FedEx _____ Other _____

Temperature upon receipt R 3.4 C 3.5 °C

Eurofins Lancaster Laboratories Environmental, LLC • 2425 New Holland Pike, Lancaster, PA 17601 • 717-656-2300

7045 0614

SR

2/16/2024

Login Sample Receipt Checklist

Client: Groundwater & Environmental Services Inc

Job Number: 410-160422-1

Login Number: 160422

List Source: Eurofins Lancaster Laboratories Environment Testing, LLC

List Number: 1

Creator: Roth, Stephanie

Question	Answer	Comment
The cooler's custody seal is intact.	N/A	Not present
The cooler or samples do not appear to have been compromised or tampered with.	True	
Samples were received on ice.	True	
Cooler Temperature acceptable,where thermal pres is required(</=6C, not frozen).	True	
Cooler Temperature is recorded.	True	
WV:Container Temp acceptable,where thermal pres is required (</=6C, not frozen).	N/A	
WV: Container Temperature is recorded.	N/A	
COC is present.	True	
COC is filled out in ink and legible.	True	
COC is filled out with all pertinent information.	True	
There are no discrepancies between the containers received and the COC.	True	
Sample containers have legible labels.	True	
Containers are not broken or leaking.	True	
Sample collection date/times are provided.	True	
Appropriate sample containers are used.	True	
Sample bottles are completely filled.	True	
There is sufficient vol. for all requested analyses.	True	
Is the Field Sampler's name present on COC?	True	
Sample custody seals are intact.	N/A	Not present.
VOA sample vials do not have headspace >6mm in diameter (none, if from WV)?	True	

eurofins | Environment Testing

ANALYTICAL REPORT

PREPARED FOR

Attn: Peter Reichardt
Groundwater & Environmental Services Inc
1350 Blair Drive
Suite H-2
Odenton, Maryland 21113

Generated 2/21/2024 11:49:40 AM

JOB DESCRIPTION

High's Store No 141

JOB NUMBER

410-160059-1

Eurofins Lancaster Laboratories Environment Testing, LLC
2425 New Holland Pike
Lancaster PA 17601

See page two for job notes and contact information.

my EOL

Eurofins Lancaster Laboratories Environment Testing, LLC

Job Notes

This report may not be reproduced except in full, and with written approval from the laboratory. The results relate only to the samples tested. For questions please contact the Project Manager at the e-mail address or telephone number listed on this page.

Analytical test results meet all requirements of the associated regulatory program (i.e., NELAC (TNI), DoD, and ISO 17025) unless otherwise noted under the individual analysis.

Authorization

Generated
2/21/2024 11:49:40 AM

Authorized for release by
Amek Carter, Project Manager
Loran.Carter@et.eurofinsus.com
(717)556-7252

Compliance Statement

Analytical test results meet all requirements of the associated regulatory program (e.g., NELAC (TNI), DoD, and ISO 17025) unless otherwise noted under the individual analysis. Data qualifiers are applied to note exceptions. Noncompliant quality control (QC) is further explained in narrative comments.
· QC results that exceed the upper limits and are associated with non-detect samples are qualified but further narration is not required since the bias is high and does not change a non-detect result. Further narration is also not required with QC blank detection when the associated sample concentration is non-detect or more than ten times the level in the blank.
· Matrix QC may not be reported if insufficient sample or site-specific QC samples were not submitted. In these situations, to demonstrate precision and accuracy at a batch level, a LCS/LCSD is performed, unless otherwise specified in the method.
· Surrogate and/or isotope dilution analyte recoveries (if applicable) which are outside of the QC window are confirmed unless attributed to a dilution or otherwise noted in the narrative.
Regulated compliance samples (e.g. SDWA, NPDES) must comply with the associated agency requirements/permits.

Measurement uncertainty values, as applicable, are available upon request.

Test results relate only to the sample tested. Clients should be aware that a critical step in a chemical or microbiological analysis is the collection of the sample. Unless the sample analyzed is truly representative of the bulk of material involved, the test results will be meaningless. If you have questions regarding the proper techniques of collecting samples, please contact us. We cannot be held responsible for sample integrity, however, unless sampling has been performed by a member of our staff. Times are local to the area of activity. Parameters listed in the 40 CFR Part 136 Table II as "analyze immediately" and tested in the laboratory are not performed within 15 minutes of collection.

This report shall not be reproduced except in full, without the written approval of the laboratory.

WARRANTY AND LIMITS OF LIABILITY - In accepting analytical work, we warrant the accuracy of test results for the sample as submitted. The foregoing express warranty is exclusive and is given in lieu of all other warranties, expressed or implied, except as otherwise agreed. We disclaim any other warranties, expressed or implied, including a warranty of fitness for particular purpose and warranty of merchantability. In no event shall Eurofins Lancaster Laboratories Environmental, LLC be liable for indirect, special, consequential, or incidental damages including, but not limited to, damages for loss of profit or goodwill regardless of (A) the negligence (either sole or concurrent) of Eurofins Lancaster Laboratories Environmental and (B) whether Eurofins Lancaster Laboratories Environmental has been informed of the possibility of such damages. We accept no legal responsibility for the purposes for which the client uses the test results. Except as otherwise agreed, no purchase order or other order for work shall be accepted by Eurofins Lancaster Laboratories Environmental which includes any conditions that vary from the Standard Terms and Conditions, and Eurofins Lancaster Laboratories Environmental hereby objects to any conflicting terms contained in any acceptance or order submitted by client.

Table of Contents

Cover Page 1
Table of Contents 4
Definitions/Glossary 5
Case Narrative 6
Detection Summary 7
Client Sample Results 8
Surrogate Summary 26
QC Sample Results 28
QC Association Summary 37
Lab Chronicle 39
Certification Summary 41
Method Summary 43
Sample Summary 44
Chain of Custody 45
Receipt Checklists 46

Qualifiers

GC/MS VOA

Qualifier	Qualifier Description
*+	LCS and/or LCSD is outside acceptance limits, high biased.
cn	Refer to Case Narrative for further detail
J	Result is less than the RL but greater than or equal to the MDL and the concentration is an approximate value.

GC VOA

Qualifier	Qualifier Description
J	Result is less than the RL but greater than or equal to the MDL and the concentration is an approximate value.

GC Semi VOA

Qualifier	Qualifier Description
*-	LCS and/or LCSD is outside acceptance limits, low biased.
cn	Refer to Case Narrative for further detail
J	Result is less than the RL but greater than or equal to the MDL and the concentration is an approximate value.

Glossary

Abbreviation	These commonly used abbreviations may or may not be present in this report.
¤	Listed under the "D" column to designate that the result is reported on a dry weight basis
%R	Percent Recovery
CFL	Contains Free Liquid
CFU	Colony Forming Unit
CNF	Contains No Free Liquid
DER	Duplicate Error Ratio (normalized absolute difference)
Dil Fac	Dilution Factor
DL	Detection Limit (DoD/DOE)
DL, RA, RE, IN	Indicates a Dilution, Re-analysis, Re-extraction, or additional Initial metals/anion analysis of the sample
DLC	Decision Level Concentration (Radiochemistry)
EDL	Estimated Detection Limit (Dioxin)
LOD	Limit of Detection (DoD/DOE)
LOQ	Limit of Quantitation (DoD/DOE)
MCL	EPA recommended "Maximum Contaminant Level"
MDA	Minimum Detectable Activity (Radiochemistry)
MDC	Minimum Detectable Concentration (Radiochemistry)
MDL	Method Detection Limit
ML	Minimum Level (Dioxin)
MPN	Most Probable Number
MQL	Method Quantitation Limit
NC	Not Calculated
ND	Not Detected at the reporting limit (or MDL or EDL if shown)
NEG	Negative / Absent
POS	Positive / Present
PQL	Practical Quantitation Limit
PRES	Presumptive
QC	Quality Control
RER	Relative Error Ratio (Radiochemistry)
RL	Reporting Limit or Requested Limit (Radiochemistry)
RPD	Relative Percent Difference, a measure of the relative difference between two points
TEF	Toxicity Equivalent Factor (Dioxin)
TEQ	Toxicity Equivalent Quotient (Dioxin)
TNTC	Too Numerous To Count

Job Narrative
410-160059-1

Analytical test results meet all requirements of the associated regulatory program listed on the Accreditation/Certification Summary Page unless otherwise noted under the individual analysis. Data qualifiers are applied to indicate exceptions. Noncompliant quality control (QC) is further explained in narrative comments.

- Matrix QC may not be reported if insufficient sample or site-specific QC samples were not submitted. In these situations, to demonstrate precision and accuracy at a batch level, a LCS/LCSD may be performed, unless otherwise specified in the method.
- Surrogate and/or isotope dilution analyte recoveries (if applicable) which are outside of the QC window are confirmed unless attributed to a dilution or otherwise noted in the narrative.

Regulated compliance samples (e.g. SDWA, NPDES) must comply with the associated agency requirements/permits.

Receipt
The samples were received on 2/7/2024 5:21 PM. Unless otherwise noted below, the samples arrived in good condition, and, where required, properly preserved and on ice. The temperature of the cooler at receipt time was 2.1°C.

GC/MS VOA
Method 8260C_LL: The continuing calibration verification (CCV) associated with batch 410-472772 recovered outside acceptance criteria, low biased, for Bromomethane and Trichlorofluoromethane. A reporting limit (RL) standard was analyzed, and the target analyte was detected. Non-detections of the affected analytes are reported. Any detections are considered estimated.

Method 8260C_LL: The continuing calibration verification (CCV) associated with batch 410-472772 recovered above the upper control limit for Acrylonitrile and 1,1,2,2-Tetrachloroethane. Non-detections of the affected analytes are reported. Any detections are considered estimated.

Method 8260C_LL: The preservative used in the sample containers provided is not compatible with one of the Method 8260 analytes requested. The following samples were received preserved with hydrochloric acid: MW-20A (410-160059-5), MW-11B (410-160059-6), MW-17B (410-160059-7), MW-10A (410-160059-8) and MW-10B (410-160059-9). The requested target analyte list includes Acrylonitrile , an acid-labile compound that degrades in an acidic medium.

Method 8260C_LL: The preservative used in the sample containers provided is not compatible with one of the Method 8260 analytes requested. The following samples were received preserved with hydrochloric acid: MW-6 (410-160059-1), MW-2 (410-160059-2), MW-1 (410-160059-3) and MW-4 (410-160059-4). The requested target analyte list includes Acrylonitrile , an acid-labile compound that degrades in an acidic medium.

No additional analytical or quality issues were noted, other than those described above or in the Definitions/ Glossary page.

Gasoline Range Organics
No additional analytical or quality issues were noted, other than those described above or in the Definitions/ Glossary page.

Diesel Range Organics
Method 8015D_DRO: The laboratory control sample and laboratory control sample duplicate (LCS/LCSD) for preparation batch 410-473503 and analytical batch 410-474302 recovered outside control limits for the following analytes: DRO (C10-C28). The associated sample(s) was re-prepared and re-analyzed outside holding time and the QC is compliant. Since holding time expired prior to re-analysis, data from the first trial is reported. MW-6 (410-160059-1), MW-2 (410-160059-2), MW-1 (410-160059-3) and MW-4 (410-160059-4)

No additional analytical or quality issues were noted, other than those described above or in the Definitions/ Glossary page.

Detection Summary

Client: Groundwater & Environmental Services Inc
Project/Site: High's Store No 141

Job ID: 410-160059-1

Client Sample ID: MW-6 — Lab Sample ID: 410-160059-1

Analyte	Result	Qualifier	RL	MDL	Unit	Dil Fac	D	Method	Prep Type
Methyl tertiary butyl ether	0.33	J	0.50	0.080	ug/L	1		8260C LL	Total/NA

Client Sample ID: MW-2 — Lab Sample ID: 410-160059-2

No Detections.

Client Sample ID: MW-1 — Lab Sample ID: 410-160059-3

Analyte	Result	Qualifier	RL	MDL	Unit	Dil Fac	D	Method	Prep Type
Methyl tertiary butyl ether	0.16	J	0.50	0.080	ug/L	1		8260C LL	Total/NA

Client Sample ID: MW-4 — Lab Sample ID: 410-160059-4

Analyte	Result	Qualifier	RL	MDL	Unit	Dil Fac	D	Method	Prep Type
Methyl tertiary butyl ether	0.49	J	0.50	0.080	ug/L	1		8260C LL	Total/NA

Client Sample ID: MW-20A — Lab Sample ID: 410-160059-5

Analyte	Result	Qualifier	RL	MDL	Unit	Dil Fac	D	Method	Prep Type
Methyl tertiary butyl ether	0.30	J	0.50	0.080	ug/L	1		8260C LL	Total/NA

Client Sample ID: MW-11B — Lab Sample ID: 410-160059-6

Analyte	Result	Qualifier	RL	MDL	Unit	Dil Fac	D	Method	Prep Type
Methyl tertiary butyl ether	0.26	J	0.50	0.080	ug/L	1		8260C LL	Total/NA
GRO (1C)	0.024	J	0.050	0.023	mg/L	1		8015D	Total/NA

Client Sample ID: MW-17B — Lab Sample ID: 410-160059-7

Analyte	Result	Qualifier	RL	MDL	Unit	Dil Fac	D	Method	Prep Type
1,2-Dichloroethane	0.19	J	0.50	0.070	ug/L	1		8260C LL	Total/NA
Toluene	0.14	J	0.50	0.080	ug/L	1		8260C LL	Total/NA
Methyl tertiary butyl ether	2.9		0.50	0.080	ug/L	1		8260C LL	Total/NA
Benzene	1.9		0.50	0.10	ug/L	1		8260C LL	Total/NA
Isopropylbenzene	0.084	J	0.50	0.080	ug/L	1		8260C LL	Total/NA
di-Isopropyl ether	0.14	J	0.50	0.10	ug/L	1		8260C LL	Total/NA
DRO (C10-C28)	95	J	110	57	ug/L	1		8015D	Total/NA

Client Sample ID: MW-10A — Lab Sample ID: 410-160059-8

Analyte	Result	Qualifier	RL	MDL	Unit	Dil Fac	D	Method	Prep Type
Methyl tertiary butyl ether	2.7		0.50	0.080	ug/L	1		8260C LL	Total/NA
GRO (1C)	0.035	J	0.050	0.023	mg/L	1		8015D	Total/NA

Client Sample ID: MW-10B — Lab Sample ID: 410-160059-9

Analyte	Result	Qualifier	RL	MDL	Unit	Dil Fac	D	Method	Prep Type
Toluene	0.21	J	0.50	0.080	ug/L	1		8260C LL	Total/NA
Methyl tertiary butyl ether	9.2		0.50	0.080	ug/L	1		8260C LL	Total/NA
Benzene	0.75		0.50	0.10	ug/L	1		8260C LL	Total/NA
sec-Butylbenzene	0.31	J	0.50	0.10	ug/L	1		8260C LL	Total/NA
t-Amyl methyl ether	0.22	J	0.50	0.20	ug/L	1		8260C LL	Total/NA
t-Butyl alcohol	5.8	J	10	3.0	ug/L	1		8260C LL	Total/NA
GRO (1C)	0.030	J	0.050	0.023	mg/L	1		8015D	Total/NA

This Detection Summary does not include radiochemical test results.

Client: Groundwater & Environmental Services Inc
Project/Site: High's Store No 141

Job ID: 410-160059-1

Client Sample ID: MW-6

Date Collected: 02/05/24 12:30
Date Received: 02/07/24 17:21

Lab Sample ID: 410-160059-1

Matrix: Water

Method: SW846 8260C LL - Volatile Organic Compounds by GC/MS

Analyte	Result	Qualifier	RL	MDL	Unit	D	Prepared	Analyzed	Dil Fac
1,1,1,2-Tetrachloroethane	ND		0.50	0.070	ug/L			02/15/24 02:15	1
cis-1,3-Dichloropropene	ND		0.50	0.10	ug/L			02/15/24 02:15	1
trans-1,3-Dichloropropene	ND		0.50	0.080	ug/L			02/15/24 02:15	1
Ethylbenzene	ND		0.50	0.080	ug/L			02/15/24 02:15	1
Styrene	ND		0.50	0.070	ug/L			02/15/24 02:15	1
1,4-Dichlorobenzene	ND		0.50	0.070	ug/L			02/15/24 02:15	1
1,2-Dibromoethane	ND		0.50	0.080	ug/L			02/15/24 02:15	1
1,1-Dichloropropene	ND		0.50	0.10	ug/L			02/15/24 02:15	1
1,2-Dichloroethane	ND		0.50	0.070	ug/L			02/15/24 02:15	1
1,2,3-Trichlorobenzene	ND		0.50	0.070	ug/L			02/15/24 02:15	1
1,2,3-Trichloropropane	ND		1.0	0.10	ug/L			02/15/24 02:15	1
Toluene	ND		0.50	0.080	ug/L			02/15/24 02:15	1
Chlorobenzene	ND		0.50	0.070	ug/L			02/15/24 02:15	1
1,2,4-Trimethylbenzene	ND		0.50	0.080	ug/L			02/15/24 02:15	1
1,2,4-Trichlorobenzene	ND		0.50	0.070	ug/L			02/15/24 02:15	1
Dibromochloromethane	ND		0.50	0.080	ug/L			02/15/24 02:15	1
Xylenes, Total	ND		1.0	0.070	ug/L			02/15/24 02:15	1
Tetrachloroethene	ND		0.50	0.20	ug/L			02/15/24 02:15	1
cis-1,2-Dichloroethene	ND		0.50	0.080	ug/L			02/15/24 02:15	1
trans-1,2-Dichloroethene	ND		0.50	0.10	ug/L			02/15/24 02:15	1
Methyl tertiary butyl ether	**0.33**	**J**	0.50	0.080	ug/L			02/15/24 02:15	1
1,3,5-Trimethylbenzene	ND		0.50	0.080	ug/L			02/15/24 02:15	1
1,3-Dichlorobenzene	ND		0.50	0.070	ug/L			02/15/24 02:15	1
1,3-Dichloropropane	ND		0.50	0.080	ug/L			02/15/24 02:15	1
Chloroform	ND		0.50	0.090	ug/L			02/15/24 02:15	1
Benzene	ND		0.50	0.10	ug/L			02/15/24 02:15	1
1,1,1-Trichloroethane	ND		0.50	0.080	ug/L			02/15/24 02:15	1
Bromomethane	ND		0.50	0.10	ug/L			02/15/24 02:15	1
Chloromethane	ND		0.50	0.10	ug/L			02/15/24 02:15	1
Chloroethane	ND		0.50	0.10	ug/L			02/15/24 02:15	1
2,2-Dichloropropane	ND		0.50	0.10	ug/L			02/15/24 02:15	1
Vinyl chloride	ND		0.50	0.10	ug/L			02/15/24 02:15	1
Methylene Chloride	ND		0.50	0.20	ug/L			02/15/24 02:15	1
Carbon disulfide	ND		1.0	0.10	ug/L			02/15/24 02:15	1
Bromoform	ND		1.0	0.30	ug/L			02/15/24 02:15	1
Bromodichloromethane	ND		0.50	0.080	ug/L			02/15/24 02:15	1
1,1-Dichloroethane	ND		0.50	0.10	ug/L			02/15/24 02:15	1
2-Chlorotoluene	ND		0.50	0.080	ug/L			02/15/24 02:15	1
1,1-Dichloroethene	ND		0.50	0.10	ug/L			02/15/24 02:15	1
Trichlorofluoromethane	ND		0.50	0.10	ug/L			02/15/24 02:15	1
4-Chlorotoluene	ND		0.50	0.080	ug/L			02/15/24 02:15	1
Dichlorodifluoromethane	ND		0.50	0.10	ug/L			02/15/24 02:15	1
1,2-Dichloropropane	ND		0.50	0.10	ug/L			02/15/24 02:15	1
1,1,2-Trichloroethane	ND		0.50	0.080	ug/L			02/15/24 02:15	1
Acrylonitrile	ND	cn	5.0	0.40	ug/L			02/15/24 02:15	1
Trichloroethene	ND		0.50	0.080	ug/L			02/15/24 02:15	1
1,1,2,2-Tetrachloroethane	ND		0.50	0.10	ug/L			02/15/24 02:15	1
1,2-Dichlorobenzene	ND		0.50	0.070	ug/L			02/15/24 02:15	1
1,2-Dibromo-3-Chloropropane	ND		0.50	0.10	ug/L			02/15/24 02:15	1

Client Sample ID: MW-6

Date Collected: 02/05/24 12:30
Date Received: 02/07/24 17:21

Lab Sample ID: 410-160059-1

Matrix: Water

Method: SW846 8260C LL - Volatile Organic Compounds by GC/MS (Continued)

Analyte	Result	Qualifier	RL	MDL	Unit	D	Prepared	Analyzed	Dil Fac
Bromobenzene	ND		0.50	0.080	ug/L			02/15/24 02:15	1
Bromochloromethane	ND		0.50	0.080	ug/L			02/15/24 02:15	1
Isopropylbenzene	ND		0.50	0.080	ug/L			02/15/24 02:15	1
Dibromomethane	ND		0.50	0.080	ug/L			02/15/24 02:15	1
di-Isopropyl ether	ND		0.50	0.10	ug/L			02/15/24 02:15	1
Ethyl t-butyl ether	ND		0.50	0.080	ug/L			02/15/24 02:15	1
Hexachlorobutadiene	ND		0.50	0.080	ug/L			02/15/24 02:15	1
Naphthalene	ND		0.50	0.080	ug/L			02/15/24 02:15	1
n-Butylbenzene	ND		0.50	0.080	ug/L			02/15/24 02:15	1
N-Propylbenzene	ND		0.50	0.10	ug/L			02/15/24 02:15	1
p-Isopropyltoluene	ND		0.50	0.080	ug/L			02/15/24 02:15	1
sec-Butylbenzene	ND		0.50	0.10	ug/L			02/15/24 02:15	1
t-Amyl methyl ether	ND		0.50	0.20	ug/L			02/15/24 02:15	1
t-Butyl alcohol	ND		10	3.0	ug/L			02/15/24 02:15	1
tert-Butylbenzene	ND		0.50	0.080	ug/L			02/15/24 02:15	1
trans-1,4-Dichloro-2-butene	ND		5.0	2.0	ug/L			02/15/24 02:15	1

Surrogate	*%Recovery*	*Qualifier*	*Limits*	*Prepared*	*Analyzed*	*Dil Fac*
1,2-Dichloroethane-d4 (Surr)	*114*		*80 - 120*		*02/15/24 02:15*	*1*
Dibromofluoromethane (Surr)	*106*		*80 - 120*		*02/15/24 02:15*	*1*
4-Bromofluorobenzene (Surr)	*89*		*80 - 120*		*02/15/24 02:15*	*1*
Toluene-d8 (Surr)	*103*		*80 - 120*		*02/15/24 02:15*	*1*

Method: SW846 8015D - Gasoline Range Organics (GRO) (GC)

Analyte	Result	Qualifier	RL	MDL	Unit	D	Prepared	Analyzed	Dil Fac
GRO (1C)	ND		0.050	0.023	mg/L			02/08/24 18:14	1

Surrogate	*%Recovery*	*Qualifier*	*Limits*	*Prepared*	*Analyzed*	*Dil Fac*
a,a,a-Trifluorotoluene (fid) (1C)	*97*		*63 - 135*		*02/08/24 18:14*	*1*

Method: SW846 8015D - Diesel Range Organics (DRO) (GC)

Analyte	Result	Qualifier	RL	MDL	Unit	D	Prepared	Analyzed	Dil Fac
DRO (C10-C28)	ND	*- cn	72	38	ug/L		02/15/24 06:56	02/16/24 22:05	1

Surrogate	*%Recovery*	*Qualifier*	*Limits*	*Prepared*	*Analyzed*	*Dil Fac*
o- terphenyl (Surr)	*76*		*37 - 153*	*02/15/24 06:56*	*02/16/24 22:05*	*1*

Client: Groundwater & Environmental Services Inc
Project/Site: High's Store No 141

Job ID: 410-160059-1

Client Sample ID: MW-2

Date Collected: 02/05/24 13:30
Date Received: 02/07/24 17:21

Lab Sample ID: 410-160059-2

Matrix: Water

Method: SW846 8260C LL - Volatile Organic Compounds by GC/MS

Analyte	Result	Qualifier	RL	MDL	Unit	D	Prepared	Analyzed	Dil Fac
1,1,1,2-Tetrachloroethane	ND		0.50	0.070	ug/L			02/15/24 02:37	1
cis-1,3-Dichloropropene	ND		0.50	0.10	ug/L			02/15/24 02:37	1
trans-1,3-Dichloropropene	ND		0.50	0.080	ug/L			02/15/24 02:37	1
Ethylbenzene	ND		0.50	0.080	ug/L			02/15/24 02:37	1
Styrene	ND		0.50	0.070	ug/L			02/15/24 02:37	1
1,4-Dichlorobenzene	ND		0.50	0.070	ug/L			02/15/24 02:37	1
1,2-Dibromoethane	ND		0.50	0.080	ug/L			02/15/24 02:37	1
1,1-Dichloropropene	ND		0.50	0.10	ug/L			02/15/24 02:37	1
1,2-Dichloroethane	ND		0.50	0.070	ug/L			02/15/24 02:37	1
1,2,3-Trichlorobenzene	ND		0.50	0.070	ug/L			02/15/24 02:37	1
1,2,3-Trichloropropane	ND		1.0	0.10	ug/L			02/15/24 02:37	1
Toluene	ND		0.50	0.080	ug/L			02/15/24 02:37	1
Chlorobenzene	ND		0.50	0.070	ug/L			02/15/24 02:37	1
1,2,4-Trimethylbenzene	ND		0.50	0.080	ug/L			02/15/24 02:37	1
1,2,4-Trichlorobenzene	ND		0.50	0.070	ug/L			02/15/24 02:37	1
Dibromochloromethane	ND		0.50	0.080	ug/L			02/15/24 02:37	1
Xylenes, Total	ND		1.0	0.070	ug/L			02/15/24 02:37	1
Tetrachloroethene	ND		0.50	0.20	ug/L			02/15/24 02:37	1
cis-1,2-Dichloroethene	ND		0.50	0.080	ug/L			02/15/24 02:37	1
trans-1,2-Dichloroethene	ND		0.50	0.10	ug/L			02/15/24 02:37	1
Methyl tertiary butyl ether	ND		0.50	0.080	ug/L			02/15/24 02:37	1
1,3,5-Trimethylbenzene	ND		0.50	0.080	ug/L			02/15/24 02:37	1
1,3-Dichlorobenzene	ND		0.50	0.070	ug/L			02/15/24 02:37	1
1,3-Dichloropropane	ND		0.50	0.080	ug/L			02/15/24 02:37	1
Chloroform	ND		0.50	0.090	ug/L			02/15/24 02:37	1
Benzene	ND		0.50	0.10	ug/L			02/15/24 02:37	1
1,1,1-Trichloroethane	ND		0.50	0.080	ug/L			02/15/24 02:37	1
Bromomethane	ND		0.50	0.10	ug/L			02/15/24 02:37	1
Chloromethane	ND		0.50	0.10	ug/L			02/15/24 02:37	1
Chloroethane	ND		0.50	0.10	ug/L			02/15/24 02:37	1
2,2-Dichloropropane	ND		0.50	0.10	ug/L			02/15/24 02:37	1
Vinyl chloride	ND		0.50	0.10	ug/L			02/15/24 02:37	1
Methylene Chloride	ND		0.50	0.20	ug/L			02/15/24 02:37	1
Carbon disulfide	ND		1.0	0.10	ug/L			02/15/24 02:37	1
Bromoform	ND		1.0	0.30	ug/L			02/15/24 02:37	1
Bromodichloromethane	ND		0.50	0.080	ug/L			02/15/24 02:37	1
1,1-Dichloroethane	ND		0.50	0.10	ug/L			02/15/24 02:37	1
2-Chlorotoluene	ND		0.50	0.080	ug/L			02/15/24 02:37	1
1,1-Dichloroethene	ND		0.50	0.10	ug/L			02/15/24 02:37	1
Trichlorofluoromethane	ND		0.50	0.10	ug/L			02/15/24 02:37	1
4-Chlorotoluene	ND		0.50	0.080	ug/L			02/15/24 02:37	1
Dichlorodifluoromethane	ND		0.50	0.10	ug/L			02/15/24 02:37	1
1,2-Dichloropropane	ND		0.50	0.10	ug/L			02/15/24 02:37	1
1,1,2-Trichloroethane	ND		0.50	0.080	ug/L			02/15/24 02:37	1
Acrylonitrile	ND	cn	5.0	0.40	ug/L			02/15/24 02:37	1
Trichloroethene	ND		0.50	0.080	ug/L			02/15/24 02:37	1
1,1,2,2-Tetrachloroethane	ND		0.50	0.10	ug/L			02/15/24 02:37	1
1,2-Dichlorobenzene	ND		0.50	0.070	ug/L			02/15/24 02:37	1
1,2-Dibromo-3-Chloropropane	ND		0.50	0.10	ug/L			02/15/24 02:37	1

Client Sample ID: MW-2

Lab Sample ID: 410-160059-2

Date Collected: 02/05/24 13:30

Matrix: Water

Date Received: 02/07/24 17:21

Method: SW846 8260C LL - Volatile Organic Compounds by GC/MS (Continued)

Analyte	Result	Qualifier	RL	MDL	Unit	D	Prepared	Analyzed	Dil Fac
Bromobenzene	ND		0.50	0.080	ug/L			02/15/24 02:37	1
Bromochloromethane	ND		0.50	0.080	ug/L			02/15/24 02:37	1
Isopropylbenzene	ND		0.50	0.080	ug/L			02/15/24 02:37	1
Dibromomethane	ND		0.50	0.080	ug/L			02/15/24 02:37	1
di-Isopropyl ether	ND		0.50	0.10	ug/L			02/15/24 02:37	1
Ethyl t-butyl ether	ND		0.50	0.080	ug/L			02/15/24 02:37	1
Hexachlorobutadiene	ND		0.50	0.080	ug/L			02/15/24 02:37	1
Naphthalene	ND		0.50	0.080	ug/L			02/15/24 02:37	1
n-Butylbenzene	ND		0.50	0.080	ug/L			02/15/24 02:37	1
N-Propylbenzene	ND		0.50	0.10	ug/L			02/15/24 02:37	1
p-Isopropyltoluene	ND		0.50	0.080	ug/L			02/15/24 02:37	1
sec-Butylbenzene	ND		0.50	0.10	ug/L			02/15/24 02:37	1
t-Amyl methyl ether	ND		0.50	0.20	ug/L			02/15/24 02:37	1
t-Butyl alcohol	ND		10	3.0	ug/L			02/15/24 02:37	1
tert-Butylbenzene	ND		0.50	0.080	ug/L			02/15/24 02:37	1
trans-1,4-Dichloro-2-butene	ND		5.0	2.0	ug/L			02/15/24 02:37	1

Surrogate	*%Recovery*	*Qualifier*	*Limits*	*Prepared*	*Analyzed*	*Dil Fac*
1,2-Dichloroethane-d4 (Surr)	*114*		*80 - 120*		*02/15/24 02:37*	*1*
Dibromofluoromethane (Surr)	*107*		*80 - 120*		*02/15/24 02:37*	*1*
4-Bromofluorobenzene (Surr)	*91*		*80 - 120*		*02/15/24 02:37*	*1*
Toluene-d8 (Surr)	*104*		*80 - 120*		*02/15/24 02:37*	*1*

Method: SW846 8015D - Gasoline Range Organics (GRO) (GC)

Analyte	Result	Qualifier	RL	MDL	Unit	D	Prepared	Analyzed	Dil Fac
GRO (1C)	ND		0.050	0.023	mg/L			02/08/24 18:40	1

Surrogate	*%Recovery*	*Qualifier*	*Limits*	*Prepared*	*Analyzed*	*Dil Fac*
a,a,a-Trifluorotoluene (fid) (1C)	*97*		*63 - 135*		*02/08/24 18:40*	*1*

Method: SW846 8015D - Diesel Range Organics (DRO) (GC)

Analyte	Result	Qualifier	RL	MDL	Unit	D	Prepared	Analyzed	Dil Fac
DRO (C10-C28)	ND	*- cn	72	38	ug/L		02/15/24 06:56	02/16/24 22:29	1

Surrogate	*%Recovery*	*Qualifier*	*Limits*	*Prepared*	*Analyzed*	*Dil Fac*
o- terphenyl (Surr)	*75*		*37 - 153*	*02/15/24 06:56*	*02/16/24 22:29*	*1*

Client: Groundwater & Environmental Services Inc
Project/Site: High's Store No 141

Job ID: 410-160059-1

Client Sample ID: MW-1

Lab Sample ID: 410-160059-3

Date Collected: 02/05/24 14:30
Date Received: 02/07/24 17:21

Matrix: Water

Method: SW846 8260C LL - Volatile Organic Compounds by GC/MS

Analyte	Result	Qualifier	RL	MDL	Unit	D	Prepared	Analyzed	Dil Fac
1,1,1,2-Tetrachloroethane	ND		0.50	0.070	ug/L			02/15/24 02:59	1
cis-1,3-Dichloropropene	ND		0.50	0.10	ug/L			02/15/24 02:59	1
trans-1,3-Dichloropropene	ND		0.50	0.080	ug/L			02/15/24 02:59	1
Ethylbenzene	ND		0.50	0.080	ug/L			02/15/24 02:59	1
Styrene	ND		0.50	0.070	ug/L			02/15/24 02:59	1
1,4-Dichlorobenzene	ND		0.50	0.070	ug/L			02/15/24 02:59	1
1,2-Dibromoethane	ND		0.50	0.080	ug/L			02/15/24 02:59	1
1,1-Dichloropropene	ND		0.50	0.10	ug/L			02/15/24 02:59	1
1,2-Dichloroethane	ND		0.50	0.070	ug/L			02/15/24 02:59	1
1,2,3-Trichlorobenzene	ND		0.50	0.070	ug/L			02/15/24 02:59	1
1,2,3-Trichloropropane	ND		1.0	0.10	ug/L			02/15/24 02:59	1
Toluene	ND		0.50	0.080	ug/L			02/15/24 02:59	1
Chlorobenzene	ND		0.50	0.070	ug/L			02/15/24 02:59	1
1,2,4-Trimethylbenzene	ND		0.50	0.080	ug/L			02/15/24 02:59	1
1,2,4-Trichlorobenzene	ND		0.50	0.070	ug/L			02/15/24 02:59	1
Dibromochloromethane	ND		0.50	0.080	ug/L			02/15/24 02:59	1
Xylenes, Total	ND		1.0	0.070	ug/L			02/15/24 02:59	1
Tetrachloroethene	ND		0.50	0.20	ug/L			02/15/24 02:59	1
cis-1,2-Dichloroethene	ND		0.50	0.080	ug/L			02/15/24 02:59	1
trans-1,2-Dichloroethene	ND		0.50	0.10	ug/L			02/15/24 02:59	1
Methyl tertiary butyl ether	**0.16**	**J**	0.50	0.080	ug/L			02/15/24 02:59	1
1,3,5-Trimethylbenzene	ND		0.50	0.080	ug/L			02/15/24 02:59	1
1,3-Dichlorobenzene	ND		0.50	0.070	ug/L			02/15/24 02:59	1
1,3-Dichloropropane	ND		0.50	0.080	ug/L			02/15/24 02:59	1
Chloroform	ND		0.50	0.090	ug/L			02/15/24 02:59	1
Benzene	ND		0.50	0.10	ug/L			02/15/24 02:59	1
1,1,1-Trichloroethane	ND		0.50	0.080	ug/L			02/15/24 02:59	1
Bromomethane	ND		0.50	0.10	ug/L			02/15/24 02:59	1
Chloromethane	ND		0.50	0.10	ug/L			02/15/24 02:59	1
Chloroethane	ND		0.50	0.10	ug/L			02/15/24 02:59	1
2,2-Dichloropropane	ND		0.50	0.10	ug/L			02/15/24 02:59	1
Vinyl chloride	ND		0.50	0.10	ug/L			02/15/24 02:59	1
Methylene Chloride	ND		0.50	0.20	ug/L			02/15/24 02:59	1
Carbon disulfide	ND		1.0	0.10	ug/L			02/15/24 02:59	1
Bromoform	ND		1.0	0.30	ug/L			02/15/24 02:59	1
Bromodichloromethane	ND		0.50	0.080	ug/L			02/15/24 02:59	1
1,1-Dichloroethane	ND		0.50	0.10	ug/L			02/15/24 02:59	1
2-Chlorotoluene	ND		0.50	0.080	ug/L			02/15/24 02:59	1
1,1-Dichloroethene	ND		0.50	0.10	ug/L			02/15/24 02:59	1
Trichlorofluoromethane	ND		0.50	0.10	ug/L			02/15/24 02:59	1
4-Chlorotoluene	ND		0.50	0.080	ug/L			02/15/24 02:59	1
Dichlorodifluoromethane	ND		0.50	0.10	ug/L			02/15/24 02:59	1
1,2-Dichloropropane	ND		0.50	0.10	ug/L			02/15/24 02:59	1
1,1,2-Trichloroethane	ND		0.50	0.080	ug/L			02/15/24 02:59	1
Acrylonitrile	ND	cn	5.0	0.40	ug/L			02/15/24 02:59	1
Trichloroethene	ND		0.50	0.080	ug/L			02/15/24 02:59	1
1,1,2,2-Tetrachloroethane	ND		0.50	0.10	ug/L			02/15/24 02:59	1
1,2-Dichlorobenzene	ND		0.50	0.070	ug/L			02/15/24 02:59	1
1,2-Dibromo-3-Chloropropane	ND		0.50	0.10	ug/L			02/15/24 02:59	1

Client Sample ID: MW-1

Date Collected: 02/05/24 14:30
Date Received: 02/07/24 17:21

Lab Sample ID: 410-160059-3

Matrix: Water

Method: SW846 8260C LL - Volatile Organic Compounds by GC/MS (Continued)

Analyte	Result	Qualifier	RL	MDL	Unit	D	Prepared	Analyzed	Dil Fac
Bromobenzene	ND		0.50	0.080	ug/L			02/15/24 02:59	1
Bromochloromethane	ND		0.50	0.080	ug/L			02/15/24 02:59	1
Isopropylbenzene	ND		0.50	0.080	ug/L			02/15/24 02:59	1
Dibromomethane	ND		0.50	0.080	ug/L			02/15/24 02:59	1
di-Isopropyl ether	ND		0.50	0.10	ug/L			02/15/24 02:59	1
Ethyl t-butyl ether	ND		0.50	0.080	ug/L			02/15/24 02:59	1
Hexachlorobutadiene	ND		0.50	0.080	ug/L			02/15/24 02:59	1
Naphthalene	ND		0.50	0.080	ug/L			02/15/24 02:59	1
n-Butylbenzene	ND		0.50	0.080	ug/L			02/15/24 02:59	1
N-Propylbenzene	ND		0.50	0.10	ug/L			02/15/24 02:59	1
p-Isopropyltoluene	ND		0.50	0.080	ug/L			02/15/24 02:59	1
sec-Butylbenzene	ND		0.50	0.10	ug/L			02/15/24 02:59	1
t-Amyl methyl ether	ND		0.50	0.20	ug/L			02/15/24 02:59	1
t-Butyl alcohol	ND		10	3.0	ug/L			02/15/24 02:59	1
tert-Butylbenzene	ND		0.50	0.080	ug/L			02/15/24 02:59	1
trans-1,4-Dichloro-2-butene	ND		5.0	2.0	ug/L			02/15/24 02:59	1

Surrogate	*%Recovery*	*Qualifier*	*Limits*	*Prepared*	*Analyzed*	*Dil Fac*
1,2-Dichloroethane-d4 (Surr)	*114*		*80 - 120*		*02/15/24 02:59*	*1*
Dibromofluoromethane (Surr)	*107*		*80 - 120*		*02/15/24 02:59*	*1*
4-Bromofluorobenzene (Surr)	*90*		*80 - 120*		*02/15/24 02:59*	*1*
Toluene-d8 (Surr)	*103*		*80 - 120*		*02/15/24 02:59*	*1*

Method: SW846 8015D - Gasoline Range Organics (GRO) (GC)

Analyte	Result	Qualifier	RL	MDL	Unit	D	Prepared	Analyzed	Dil Fac
GRO (1C)	ND		0.050	0.023	mg/L			02/08/24 19:56	1

Surrogate	*%Recovery*	*Qualifier*	*Limits*	*Prepared*	*Analyzed*	*Dil Fac*
a,a,a-Trifluorotoluene (fid) (1C)	*97*		*63 - 135*		*02/08/24 19:56*	*1*

Method: SW846 8015D - Diesel Range Organics (DRO) (GC)

Analyte	Result	Qualifier	RL	MDL	Unit	D	Prepared	Analyzed	Dil Fac
DRO (C10-C28)	ND	*- cn	72	38	ug/L		02/15/24 06:56	02/16/24 22:53	1

Surrogate	*%Recovery*	*Qualifier*	*Limits*	*Prepared*	*Analyzed*	*Dil Fac*
o- terphenyl (Surr)	*77*		*37 - 153*	*02/15/24 06:56*	*02/16/24 22:53*	*1*

Client: Groundwater & Environmental Services Inc
Project/Site: High's Store No 141

Job ID: 410-160059-1

Client Sample ID: MW-4

Lab Sample ID: 410-160059-4

Date Collected: 02/05/24 15:40
Date Received: 02/07/24 17:21

Matrix: Water

Method: SW846 8260C LL - Volatile Organic Compounds by GC/MS

Analyte	Result	Qualifier	RL	MDL	Unit	D	Prepared	Analyzed	Dil Fac
1,1,1,2-Tetrachloroethane	ND		0.50	0.070	ug/L			02/15/24 03:22	1
cis-1,3-Dichloropropene	ND		0.50	0.10	ug/L			02/15/24 03:22	1
trans-1,3-Dichloropropene	ND		0.50	0.080	ug/L			02/15/24 03:22	1
Ethylbenzene	ND		0.50	0.080	ug/L			02/15/24 03:22	1
Styrene	ND		0.50	0.070	ug/L			02/15/24 03:22	1
1,4-Dichlorobenzene	ND		0.50	0.070	ug/L			02/15/24 03:22	1
1,2-Dibromoethane	ND		0.50	0.080	ug/L			02/15/24 03:22	1
1,1-Dichloropropene	ND		0.50	0.10	ug/L			02/15/24 03:22	1
1,2-Dichloroethane	ND		0.50	0.070	ug/L			02/15/24 03:22	1
1,2,3-Trichlorobenzene	ND		0.50	0.070	ug/L			02/15/24 03:22	1
1,2,3-Trichloropropane	ND		1.0	0.10	ug/L			02/15/24 03:22	1
Toluene	ND		0.50	0.080	ug/L			02/15/24 03:22	1
Chlorobenzene	ND		0.50	0.070	ug/L			02/15/24 03:22	1
1,2,4-Trimethylbenzene	ND		0.50	0.080	ug/L			02/15/24 03:22	1
1,2,4-Trichlorobenzene	ND		0.50	0.070	ug/L			02/15/24 03:22	1
Dibromochloromethane	ND		0.50	0.080	ug/L			02/15/24 03:22	1
Xylenes, Total	ND		1.0	0.070	ug/L			02/15/24 03:22	1
Tetrachloroethene	ND		0.50	0.20	ug/L			02/15/24 03:22	1
cis-1,2-Dichloroethene	ND		0.50	0.080	ug/L			02/15/24 03:22	1
trans-1,2-Dichloroethene	ND		0.50	0.10	ug/L			02/15/24 03:22	1
Methyl tertiary butyl ether	**0.49**	**J**	0.50	0.080	ug/L			02/15/24 03:22	1
1,3,5-Trimethylbenzene	ND		0.50	0.080	ug/L			02/15/24 03:22	1
1,3-Dichlorobenzene	ND		0.50	0.070	ug/L			02/15/24 03:22	1
1,3-Dichloropropane	ND		0.50	0.080	ug/L			02/15/24 03:22	1
Chloroform	ND		0.50	0.090	ug/L			02/15/24 03:22	1
Benzene	ND		0.50	0.10	ug/L			02/15/24 03:22	1
1,1,1-Trichloroethane	ND		0.50	0.080	ug/L			02/15/24 03:22	1
Bromomethane	ND		0.50	0.10	ug/L			02/15/24 03:22	1
Chloromethane	ND		0.50	0.10	ug/L			02/15/24 03:22	1
Chloroethane	ND		0.50	0.10	ug/L			02/15/24 03:22	1
2,2-Dichloropropane	ND		0.50	0.10	ug/L			02/15/24 03:22	1
Vinyl chloride	ND		0.50	0.10	ug/L			02/15/24 03:22	1
Methylene Chloride	ND		0.50	0.20	ug/L			02/15/24 03:22	1
Carbon disulfide	ND		1.0	0.10	ug/L			02/15/24 03:22	1
Bromoform	ND		1.0	0.30	ug/L			02/15/24 03:22	1
Bromodichloromethane	ND		0.50	0.080	ug/L			02/15/24 03:22	1
1,1-Dichloroethane	ND		0.50	0.10	ug/L			02/15/24 03:22	1
2-Chlorotoluene	ND		0.50	0.080	ug/L			02/15/24 03:22	1
1,1-Dichloroethene	ND		0.50	0.10	ug/L			02/15/24 03:22	1
Trichlorofluoromethane	ND		0.50	0.10	ug/L			02/15/24 03:22	1
4-Chlorotoluene	ND		0.50	0.080	ug/L			02/15/24 03:22	1
Dichlorodifluoromethane	ND		0.50	0.10	ug/L			02/15/24 03:22	1
1,2-Dichloropropane	ND		0.50	0.10	ug/L			02/15/24 03:22	1
1,1,2-Trichloroethane	ND		0.50	0.080	ug/L			02/15/24 03:22	1
Acrylonitrile	ND	cn	5.0	0.40	ug/L			02/15/24 03:22	1
Trichloroethene	ND		0.50	0.080	ug/L			02/15/24 03:22	1
1,1,2,2-Tetrachloroethane	ND		0.50	0.10	ug/L			02/15/24 03:22	1
1,2-Dichlorobenzene	ND		0.50	0.070	ug/L			02/15/24 03:22	1
1,2-Dibromo-3-Chloropropane	ND		0.50	0.10	ug/L			02/15/24 03:22	1

Client Sample ID: MW-4

Date Collected: 02/05/24 15:40
Date Received: 02/07/24 17:21

Lab Sample ID: 410-160059-4

Matrix: Water

Method: SW846 8260C LL - Volatile Organic Compounds by GC/MS (Continued)

Analyte	Result	Qualifier	RL	MDL	Unit	D	Prepared	Analyzed	Dil Fac
Bromobenzene	ND		0.50	0.080	ug/L			02/15/24 03:22	1
Bromochloromethane	ND		0.50	0.080	ug/L			02/15/24 03:22	1
Isopropylbenzene	ND		0.50	0.080	ug/L			02/15/24 03:22	1
Dibromomethane	ND		0.50	0.080	ug/L			02/15/24 03:22	1
di-Isopropyl ether	ND		0.50	0.10	ug/L			02/15/24 03:22	1
Ethyl t-butyl ether	ND		0.50	0.080	ug/L			02/15/24 03:22	1
Hexachlorobutadiene	ND		0.50	0.080	ug/L			02/15/24 03:22	1
Naphthalene	ND		0.50	0.080	ug/L			02/15/24 03:22	1
n-Butylbenzene	ND		0.50	0.080	ug/L			02/15/24 03:22	1
N-Propylbenzene	ND		0.50	0.10	ug/L			02/15/24 03:22	1
p-Isopropyltoluene	ND		0.50	0.080	ug/L			02/15/24 03:22	1
sec-Butylbenzene	ND		0.50	0.10	ug/L			02/15/24 03:22	1
t-Amyl methyl ether	ND		0.50	0.20	ug/L			02/15/24 03:22	1
t-Butyl alcohol	ND		10	3.0	ug/L			02/15/24 03:22	1
tert-Butylbenzene	ND		0.50	0.080	ug/L			02/15/24 03:22	1
trans-1,4-Dichloro-2-butene	ND		5.0	2.0	ug/L			02/15/24 03:22	1

Surrogate	*%Recovery*	*Qualifier*	*Limits*	*Prepared*	*Analyzed*	*Dil Fac*
1,2-Dichloroethane-d4 (Surr)	*112*		*80 - 120*		*02/15/24 03:22*	*1*
Dibromofluoromethane (Surr)	*108*		*80 - 120*		*02/15/24 03:22*	*1*
4-Bromofluorobenzene (Surr)	*90*		*80 - 120*		*02/15/24 03:22*	*1*
Toluene-d8 (Surr)	*105*		*80 - 120*		*02/15/24 03:22*	*1*

Method: SW846 8015D - Gasoline Range Organics (GRO) (GC)

Analyte	Result	Qualifier	RL	MDL	Unit	D	Prepared	Analyzed	Dil Fac
GRO (1C)	ND		0.050	0.023	mg/L			02/08/24 20:22	1

Surrogate	*%Recovery*	*Qualifier*	*Limits*	*Prepared*	*Analyzed*	*Dil Fac*
a,a,a-Trifluorotoluene (fid) (1C)	*96*		*63 - 135*		*02/08/24 20:22*	*1*

Method: SW846 8015D - Diesel Range Organics (DRO) (GC)

Analyte	Result	Qualifier	RL	MDL	Unit	D	Prepared	Analyzed	Dil Fac
DRO (C10-C28)	ND	*- cn	72	38	ug/L		02/15/24 06:56	02/16/24 23:17	1

Surrogate	*%Recovery*	*Qualifier*	*Limits*	*Prepared*	*Analyzed*	*Dil Fac*
o- terphenyl (Surr)	*74*		*37 - 153*	*02/15/24 06:56*	*02/16/24 23:17*	*1*

Client: Groundwater & Environmental Services Inc
Project/Site: High's Store No 141

Job ID: 410-160059-1

Client Sample ID: MW-20A

Date Collected: 02/06/24 10:50
Date Received: 02/07/24 17:21

Lab Sample ID: 410-160059-5

Matrix: Water

Method: SW846 8260C LL - Volatile Organic Compounds by GC/MS

Analyte	Result	Qualifier	RL	MDL	Unit	D	Prepared	Analyzed	Dil Fac
1,1,1,2-Tetrachloroethane	ND		0.50	0.070	ug/L			02/13/24 13:38	1
cis-1,3-Dichloropropene	ND		0.50	0.10	ug/L			02/13/24 13:38	1
trans-1,3-Dichloropropene	ND		0.50	0.080	ug/L			02/13/24 13:38	1
Ethylbenzene	ND		0.50	0.080	ug/L			02/13/24 13:38	1
Styrene	ND		0.50	0.070	ug/L			02/13/24 13:38	1
1,4-Dichlorobenzene	ND		0.50	0.070	ug/L			02/13/24 13:38	1
1,2-Dibromoethane	ND		0.50	0.080	ug/L			02/13/24 13:38	1
1,1-Dichloropropene	ND		0.50	0.10	ug/L			02/13/24 13:38	1
1,2-Dichloroethane	ND		0.50	0.070	ug/L			02/13/24 13:38	1
1,2,3-Trichlorobenzene	ND		0.50	0.070	ug/L			02/13/24 13:38	1
1,2,3-Trichloropropane	ND		1.0	0.10	ug/L			02/13/24 13:38	1
Toluene	ND		0.50	0.080	ug/L			02/13/24 13:38	1
Chlorobenzene	ND		0.50	0.070	ug/L			02/13/24 13:38	1
1,2,4-Trimethylbenzene	ND		0.50	0.080	ug/L			02/13/24 13:38	1
1,2,4-Trichlorobenzene	ND		0.50	0.070	ug/L			02/13/24 13:38	1
Dibromochloromethane	ND		0.50	0.080	ug/L			02/13/24 13:38	1
Xylenes, Total	ND		1.0	0.070	ug/L			02/13/24 13:38	1
Tetrachloroethene	ND		0.50	0.20	ug/L			02/13/24 13:38	1
cis-1,2-Dichloroethene	ND		0.50	0.080	ug/L			02/13/24 13:38	1
trans-1,2-Dichloroethene	ND		0.50	0.10	ug/L			02/13/24 13:38	1
Methyl tertiary butyl ether	**0.30**	**J**	0.50	0.080	ug/L			02/13/24 13:38	1
1,3,5-Trimethylbenzene	ND		0.50	0.080	ug/L			02/13/24 13:38	1
1,3-Dichlorobenzene	ND		0.50	0.070	ug/L			02/13/24 13:38	1
1,3-Dichloropropane	ND		0.50	0.080	ug/L			02/13/24 13:38	1
Chloroform	ND		0.50	0.090	ug/L			02/13/24 13:38	1
Benzene	ND		0.50	0.10	ug/L			02/13/24 13:38	1
1,1,1-Trichloroethane	ND		0.50	0.080	ug/L			02/13/24 13:38	1
Bromomethane	ND	cn	0.50	0.10	ug/L			02/13/24 13:38	1
Chloromethane	ND		0.50	0.10	ug/L			02/13/24 13:38	1
Chloroethane	ND		0.50	0.10	ug/L			02/13/24 13:38	1
2,2-Dichloropropane	ND		0.50	0.10	ug/L			02/13/24 13:38	1
Vinyl chloride	ND		0.50	0.10	ug/L			02/13/24 13:38	1
Methylene Chloride	ND		0.50	0.20	ug/L			02/13/24 13:38	1
Carbon disulfide	ND		1.0	0.10	ug/L			02/13/24 13:38	1
Bromoform	ND		1.0	0.30	ug/L			02/13/24 13:38	1
Bromodichloromethane	ND		0.50	0.080	ug/L			02/13/24 13:38	1
1,1-Dichloroethane	ND		0.50	0.10	ug/L			02/13/24 13:38	1
2-Chlorotoluene	ND		0.50	0.080	ug/L			02/13/24 13:38	1
1,1-Dichloroethene	ND		0.50	0.10	ug/L			02/13/24 13:38	1
Trichlorofluoromethane	ND	cn	0.50	0.10	ug/L			02/13/24 13:38	1
4-Chlorotoluene	ND		0.50	0.080	ug/L			02/13/24 13:38	1
Dichlorodifluoromethane	ND		0.50	0.10	ug/L			02/13/24 13:38	1
1,2-Dichloropropane	ND		0.50	0.10	ug/L			02/13/24 13:38	1
1,1,2-Trichloroethane	ND		0.50	0.080	ug/L			02/13/24 13:38	1
Acrylonitrile	ND	*+ cn	5.0	0.40	ug/L			02/13/24 13:38	1
Trichloroethene	ND		0.50	0.080	ug/L			02/13/24 13:38	1
1,1,2,2-Tetrachloroethane	ND	*+ cn	0.50	0.10	ug/L			02/13/24 13:38	1
1,2-Dichlorobenzene	ND		0.50	0.070	ug/L			02/13/24 13:38	1
1,2-Dibromo-3-Chloropropane	ND		0.50	0.10	ug/L			02/13/24 13:38	1

Client Sample ID: MW-20A

Lab Sample ID: 410-160059-5

Date Collected: 02/06/24 10:50

Matrix: Water

Date Received: 02/07/24 17:21

Method: SW846 8260C LL - Volatile Organic Compounds by GC/MS (Continued)

Analyte	Result	Qualifier	RL	MDL	Unit	D	Prepared	Analyzed	Dil Fac
Bromobenzene	ND		0.50	0.080	ug/L			02/13/24 13:38	1
Bromochloromethane	ND		0.50	0.080	ug/L			02/13/24 13:38	1
Isopropylbenzene	ND		0.50	0.080	ug/L			02/13/24 13:38	1
Dibromomethane	ND		0.50	0.080	ug/L			02/13/24 13:38	1
di-Isopropyl ether	ND		0.50	0.10	ug/L			02/13/24 13:38	1
Ethyl t-butyl ether	ND		0.50	0.080	ug/L			02/13/24 13:38	1
Hexachlorobutadiene	ND		0.50	0.080	ug/L			02/13/24 13:38	1
Naphthalene	ND	*+	0.50	0.080	ug/L			02/13/24 13:38	1
n-Butylbenzene	ND		0.50	0.080	ug/L			02/13/24 13:38	1
N-Propylbenzene	ND		0.50	0.10	ug/L			02/13/24 13:38	1
p-Isopropyltoluene	ND		0.50	0.080	ug/L			02/13/24 13:38	1
sec-Butylbenzene	ND		0.50	0.10	ug/L			02/13/24 13:38	1
t-Amyl methyl ether	ND		0.50	0.20	ug/L			02/13/24 13:38	1
t-Butyl alcohol	ND		10	3.0	ug/L			02/13/24 13:38	1
tert-Butylbenzene	ND		0.50	0.080	ug/L			02/13/24 13:38	1
trans-1,4-Dichloro-2-butene	ND		5.0	2.0	ug/L			02/13/24 13:38	1

Surrogate	*%Recovery*	*Qualifier*	*Limits*	*Prepared*	*Analyzed*	*Dil Fac*
1,2-Dichloroethane-d4 (Surr)	*105*		*80 - 120*		*02/13/24 13:38*	*1*
Dibromofluoromethane (Surr)	*93*		*80 - 120*		*02/13/24 13:38*	*1*
4-Bromofluorobenzene (Surr)	*96*		*80 - 120*		*02/13/24 13:38*	*1*
Toluene-d8 (Surr)	*99*		*80 - 120*		*02/13/24 13:38*	*1*

Method: SW846 8015D - Gasoline Range Organics (GRO) (GC)

Analyte	Result	Qualifier	RL	MDL	Unit	D	Prepared	Analyzed	Dil Fac
GRO (1C)	ND		0.050	0.023	mg/L			02/08/24 20:47	1

Surrogate	*%Recovery*	*Qualifier*	*Limits*	*Prepared*	*Analyzed*	*Dil Fac*
a,a,a-Trifluorotoluene (fid) (1C)	*96*		*63 - 135*		*02/08/24 20:47*	*1*

Method: SW846 8015D - Diesel Range Organics (DRO) (GC)

Analyte	Result	Qualifier	RL	MDL	Unit	D	Prepared	Analyzed	Dil Fac
DRO (C10-C28)	ND		110	56	ug/L		02/20/24 09:25	02/20/24 18:32	1

Surrogate	*%Recovery*	*Qualifier*	*Limits*	*Prepared*	*Analyzed*	*Dil Fac*
o- terphenyl (Surr)	*113*		*37 - 153*	*02/20/24 09:25*	*02/20/24 18:32*	*1*

Client: Groundwater & Environmental Services Inc
Project/Site: High's Store No 141

Job ID: 410-160059-1

Client Sample ID: MW-11B

Date Collected: 02/06/24 11:50
Date Received: 02/07/24 17:21

Lab Sample ID: 410-160059-6

Matrix: Water

Method: SW846 8260C LL - Volatile Organic Compounds by GC/MS

Analyte	Result	Qualifier	RL	MDL	Unit	D	Prepared	Analyzed	Dil Fac
1,1,1,2-Tetrachloroethane	ND		0.50	0.070	ug/L			02/13/24 13:59	1
cis-1,3-Dichloropropene	ND		0.50	0.10	ug/L			02/13/24 13:59	1
trans-1,3-Dichloropropene	ND		0.50	0.080	ug/L			02/13/24 13:59	1
Ethylbenzene	ND		0.50	0.080	ug/L			02/13/24 13:59	1
Styrene	ND		0.50	0.070	ug/L			02/13/24 13:59	1
1,4-Dichlorobenzene	ND		0.50	0.070	ug/L			02/13/24 13:59	1
1,2-Dibromoethane	ND		0.50	0.080	ug/L			02/13/24 13:59	1
1,1-Dichloropropene	ND		0.50	0.10	ug/L			02/13/24 13:59	1
1,2-Dichloroethane	ND		0.50	0.070	ug/L			02/13/24 13:59	1
1,2,3-Trichlorobenzene	ND		0.50	0.070	ug/L			02/13/24 13:59	1
1,2,3-Trichloropropane	ND		1.0	0.10	ug/L			02/13/24 13:59	1
Toluene	ND		0.50	0.080	ug/L			02/13/24 13:59	1
Chlorobenzene	ND		0.50	0.070	ug/L			02/13/24 13:59	1
1,2,4-Trimethylbenzene	ND		0.50	0.080	ug/L			02/13/24 13:59	1
1,2,4-Trichlorobenzene	ND		0.50	0.070	ug/L			02/13/24 13:59	1
Dibromochloromethane	ND		0.50	0.080	ug/L			02/13/24 13:59	1
Xylenes, Total	ND		1.0	0.070	ug/L			02/13/24 13:59	1
Tetrachloroethene	ND		0.50	0.20	ug/L			02/13/24 13:59	1
cis-1,2-Dichloroethene	ND		0.50	0.080	ug/L			02/13/24 13:59	1
trans-1,2-Dichloroethene	ND		0.50	0.10	ug/L			02/13/24 13:59	1
Methyl tertiary butyl ether	**0.26**	**J**	0.50	0.080	ug/L			02/13/24 13:59	1
1,3,5-Trimethylbenzene	ND		0.50	0.080	ug/L			02/13/24 13:59	1
1,3-Dichlorobenzene	ND		0.50	0.070	ug/L			02/13/24 13:59	1
1,3-Dichloropropane	ND		0.50	0.080	ug/L			02/13/24 13:59	1
Chloroform	ND		0.50	0.090	ug/L			02/13/24 13:59	1
Benzene	ND		0.50	0.10	ug/L			02/13/24 13:59	1
1,1,1-Trichloroethane	ND		0.50	0.080	ug/L			02/13/24 13:59	1
Bromomethane	ND	cn	0.50	0.10	ug/L			02/13/24 13:59	1
Chloromethane	ND		0.50	0.10	ug/L			02/13/24 13:59	1
Chloroethane	ND		0.50	0.10	ug/L			02/13/24 13:59	1
2,2-Dichloropropane	ND		0.50	0.10	ug/L			02/13/24 13:59	1
Vinyl chloride	ND		0.50	0.10	ug/L			02/13/24 13:59	1
Methylene Chloride	ND		0.50	0.20	ug/L			02/13/24 13:59	1
Carbon disulfide	ND		1.0	0.10	ug/L			02/13/24 13:59	1
Bromoform	ND		1.0	0.30	ug/L			02/13/24 13:59	1
Bromodichloromethane	ND		0.50	0.080	ug/L			02/13/24 13:59	1
1,1-Dichloroethane	ND		0.50	0.10	ug/L			02/13/24 13:59	1
2-Chlorotoluene	ND		0.50	0.080	ug/L			02/13/24 13:59	1
1,1-Dichloroethene	ND		0.50	0.10	ug/L			02/13/24 13:59	1
Trichlorofluoromethane	ND	cn	0.50	0.10	ug/L			02/13/24 13:59	1
4-Chlorotoluene	ND		0.50	0.080	ug/L			02/13/24 13:59	1
Dichlorodifluoromethane	ND		0.50	0.10	ug/L			02/13/24 13:59	1
1,2-Dichloropropane	ND		0.50	0.10	ug/L			02/13/24 13:59	1
1,1,2-Trichloroethane	ND		0.50	0.080	ug/L			02/13/24 13:59	1
Acrylonitrile	ND	*+ cn	5.0	0.40	ug/L			02/13/24 13:59	1
Trichloroethene	ND		0.50	0.080	ug/L			02/13/24 13:59	1
1,1,2,2-Tetrachloroethane	ND	*+ cn	0.50	0.10	ug/L			02/13/24 13:59	1
1,2-Dichlorobenzene	ND		0.50	0.070	ug/L			02/13/24 13:59	1
1,2-Dibromo-3-Chloropropane	ND		0.50	0.10	ug/L			02/13/24 13:59	1

Client Sample ID: MW-11B

Date Collected: 02/06/24 11:50
Date Received: 02/07/24 17:21

Lab Sample ID: 410-160059-6

Matrix: Water

Method: SW846 8260C LL - Volatile Organic Compounds by GC/MS (Continued)

Analyte	Result	Qualifier	RL	MDL	Unit	D	Prepared	Analyzed	Dil Fac
Bromobenzene	ND		0.50	0.080	ug/L			02/13/24 13:59	1
Bromochloromethane	ND		0.50	0.080	ug/L			02/13/24 13:59	1
Isopropylbenzene	ND		0.50	0.080	ug/L			02/13/24 13:59	1
Dibromomethane	ND		0.50	0.080	ug/L			02/13/24 13:59	1
di-Isopropyl ether	ND		0.50	0.10	ug/L			02/13/24 13:59	1
Ethyl t-butyl ether	ND		0.50	0.080	ug/L			02/13/24 13:59	1
Hexachlorobutadiene	ND		0.50	0.080	ug/L			02/13/24 13:59	1
Naphthalene	ND	*+	0.50	0.080	ug/L			02/13/24 13:59	1
n-Butylbenzene	ND		0.50	0.080	ug/L			02/13/24 13:59	1
N-Propylbenzene	ND		0.50	0.10	ug/L			02/13/24 13:59	1
p-Isopropyltoluene	ND		0.50	0.080	ug/L			02/13/24 13:59	1
sec-Butylbenzene	ND		0.50	0.10	ug/L			02/13/24 13:59	1
t-Amyl methyl ether	ND		0.50	0.20	ug/L			02/13/24 13:59	1
t-Butyl alcohol	ND		10	3.0	ug/L			02/13/24 13:59	1
tert-Butylbenzene	ND		0.50	0.080	ug/L			02/13/24 13:59	1
trans-1,4-Dichloro-2-butene	ND		5.0	2.0	ug/L			02/13/24 13:59	1

Surrogate	*%Recovery*	*Qualifier*	*Limits*	*Prepared*	*Analyzed*	*Dil Fac*
1,2-Dichloroethane-d4 (Surr)	*104*		*80 - 120*		*02/13/24 13:59*	*1*
Dibromofluoromethane (Surr)	*92*		*80 - 120*		*02/13/24 13:59*	*1*
4-Bromofluorobenzene (Surr)	*97*		*80 - 120*		*02/13/24 13:59*	*1*
Toluene-d8 (Surr)	*100*		*80 - 120*		*02/13/24 13:59*	*1*

Method: SW846 8015D - Gasoline Range Organics (GRO) (GC)

Analyte	Result	Qualifier	RL	MDL	Unit	D	Prepared	Analyzed	Dil Fac
GRO (1C)	**0.024**	**J**	0.050	0.023	mg/L			02/14/24 15:00	1

Surrogate	*%Recovery*	*Qualifier*	*Limits*	*Prepared*	*Analyzed*	*Dil Fac*
a,a,a-Trifluorotoluene (fid) (1C)	*104*		*63 - 135*		*02/14/24 15:00*	*1*

Method: SW846 8015D - Diesel Range Organics (DRO) (GC)

Analyte	Result	Qualifier	RL	MDL	Unit	D	Prepared	Analyzed	Dil Fac
DRO (C10-C28)	ND		110	56	ug/L		02/20/24 09:25	02/20/24 18:56	1

Surrogate	*%Recovery*	*Qualifier*	*Limits*	*Prepared*	*Analyzed*	*Dil Fac*
o- terphenyl (Surr)	*110*		*37 - 153*	*02/20/24 09:25*	*02/20/24 18:56*	*1*

Client Sample Results

Client: Groundwater & Environmental Services Inc
Project/Site: High's Store No 141

Job ID: 410-160059-1

Client Sample ID: MW-17B

Date Collected: 02/06/24 12:50
Date Received: 02/07/24 17:21

Lab Sample ID: 410-160059-7

Matrix: Water

Method: SW846 8260C LL - Volatile Organic Compounds by GC/MS

Analyte	Result	Qualifier	RL	MDL	Unit	D	Prepared	Analyzed	Dil Fac
1,1,1,2-Tetrachloroethane	ND		0.50	0.070	ug/L			02/13/24 14:20	1
cis-1,3-Dichloropropene	ND		0.50	0.10	ug/L			02/13/24 14:20	1
trans-1,3-Dichloropropene	ND		0.50	0.080	ug/L			02/13/24 14:20	1
Ethylbenzene	ND		0.50	0.080	ug/L			02/13/24 14:20	1
Styrene	ND		0.50	0.070	ug/L			02/13/24 14:20	1
1,4-Dichlorobenzene	ND		0.50	0.070	ug/L			02/13/24 14:20	1
1,2-Dibromoethane	ND		0.50	0.080	ug/L			02/13/24 14:20	1
1,1-Dichloropropene	ND		0.50	0.10	ug/L			02/13/24 14:20	1
1,2-Dichloroethane	**0.19**	**J**	0.50	0.070	ug/L			02/13/24 14:20	1
1,2,3-Trichlorobenzene	ND		0.50	0.070	ug/L			02/13/24 14:20	1
1,2,3-Trichloropropane	ND		1.0	0.10	ug/L			02/13/24 14:20	1
Toluene	**0.14**	**J**	0.50	0.080	ug/L			02/13/24 14:20	1
Chlorobenzene	ND		0.50	0.070	ug/L			02/13/24 14:20	1
1,2,4-Trimethylbenzene	ND		0.50	0.080	ug/L			02/13/24 14:20	1
1,2,4-Trichlorobenzene	ND		0.50	0.070	ug/L			02/13/24 14:20	1
Dibromochloromethane	ND		0.50	0.080	ug/L			02/13/24 14:20	1
Xylenes, Total	ND		1.0	0.070	ug/L			02/13/24 14:20	1
Tetrachloroethene	ND		0.50	0.20	ug/L			02/13/24 14:20	1
cis-1,2-Dichloroethene	ND		0.50	0.080	ug/L			02/13/24 14:20	1
trans-1,2-Dichloroethene	ND		0.50	0.10	ug/L			02/13/24 14:20	1
Methyl tertiary butyl ether	**2.9**		0.50	0.080	ug/L			02/13/24 14:20	1
1,3,5-Trimethylbenzene	ND		0.50	0.080	ug/L			02/13/24 14:20	1
1,3-Dichlorobenzene	ND		0.50	0.070	ug/L			02/13/24 14:20	1
1,3-Dichloropropane	ND		0.50	0.080	ug/L			02/13/24 14:20	1
Chloroform	ND		0.50	0.090	ug/L			02/13/24 14:20	1
Benzene	**1.9**		0.50	0.10	ug/L			02/13/24 14:20	1
1,1,1-Trichloroethane	ND		0.50	0.080	ug/L			02/13/24 14:20	1
Bromomethane	ND	cn	0.50	0.10	ug/L			02/13/24 14:20	1
Chloromethane	ND		0.50	0.10	ug/L			02/13/24 14:20	1
Chloroethane	ND		0.50	0.10	ug/L			02/13/24 14:20	1
2,2-Dichloropropane	ND		0.50	0.10	ug/L			02/13/24 14:20	1
Vinyl chloride	ND		0.50	0.10	ug/L			02/13/24 14:20	1
Methylene Chloride	ND		0.50	0.20	ug/L			02/13/24 14:20	1
Carbon disulfide	ND		1.0	0.10	ug/L			02/13/24 14:20	1
Bromoform	ND		1.0	0.30	ug/L			02/13/24 14:20	1
Bromodichloromethane	ND		0.50	0.080	ug/L			02/13/24 14:20	1
1,1-Dichloroethane	ND		0.50	0.10	ug/L			02/13/24 14:20	1
2-Chlorotoluene	ND		0.50	0.080	ug/L			02/13/24 14:20	1
1,1-Dichloroethene	ND		0.50	0.10	ug/L			02/13/24 14:20	1
Trichlorofluoromethane	ND	cn	0.50	0.10	ug/L			02/13/24 14:20	1
4-Chlorotoluene	ND		0.50	0.080	ug/L			02/13/24 14:20	1
Dichlorodifluoromethane	ND		0.50	0.10	ug/L			02/13/24 14:20	1
1,2-Dichloropropane	ND		0.50	0.10	ug/L			02/13/24 14:20	1
1,1,2-Trichloroethane	ND		0.50	0.080	ug/L			02/13/24 14:20	1
Acrylonitrile	ND	*+ cn	5.0	0.40	ug/L			02/13/24 14:20	1
Trichloroethene	ND		0.50	0.080	ug/L			02/13/24 14:20	1
1,1,2,2-Tetrachloroethane	ND	*+ cn	0.50	0.10	ug/L			02/13/24 14:20	1
1,2-Dichlorobenzene	ND		0.50	0.070	ug/L			02/13/24 14:20	1
1,2-Dibromo-3-Chloropropane	ND		0.50	0.10	ug/L			02/13/24 14:20	1

Client Sample Results

Client: Groundwater & Environmental Services Inc
Project/Site: High's Store No 141

Job ID: 410-160059-1

Client Sample ID: MW-17B

Date Collected: 02/06/24 12:50
Date Received: 02/07/24 17:21

Lab Sample ID: 410-160059-7

Matrix: Water

Method: SW846 8260C LL - Volatile Organic Compounds by GC/MS (Continued)

Analyte	Result	Qualifier	RL	MDL	Unit	D	Prepared	Analyzed	Dil Fac
Bromobenzene	ND		0.50	0.080	ug/L			02/13/24 14:20	1
Bromochloromethane	ND		0.50	0.080	ug/L			02/13/24 14:20	1
Isopropylbenzene	**0.084**	**J**	0.50	0.080	ug/L			02/13/24 14:20	1
Dibromomethane	ND		0.50	0.080	ug/L			02/13/24 14:20	1
di-Isopropyl ether	**0.14**	**J**	0.50	0.10	ug/L			02/13/24 14:20	1
Ethyl t-butyl ether	ND		0.50	0.080	ug/L			02/13/24 14:20	1
Hexachlorobutadiene	ND		0.50	0.080	ug/L			02/13/24 14:20	1
Naphthalene	ND	*+	0.50	0.080	ug/L			02/13/24 14:20	1
n-Butylbenzene	ND		0.50	0.080	ug/L			02/13/24 14:20	1
N-Propylbenzene	ND		0.50	0.10	ug/L			02/13/24 14:20	1
p-Isopropyltoluene	ND		0.50	0.080	ug/L			02/13/24 14:20	1
sec-Butylbenzene	ND		0.50	0.10	ug/L			02/13/24 14:20	1
t-Amyl methyl ether	ND		0.50	0.20	ug/L			02/13/24 14:20	1
t-Butyl alcohol	ND		10	3.0	ug/L			02/13/24 14:20	1
tert-Butylbenzene	ND		0.50	0.080	ug/L			02/13/24 14:20	1
trans-1,4-Dichloro-2-butene	ND		5.0	2.0	ug/L			02/13/24 14:20	1

Surrogate	*%Recovery*	*Qualifier*	*Limits*	*Prepared*	*Analyzed*	*Dil Fac*
1,2-Dichloroethane-d4 (Surr)	*104*		*80 - 120*		*02/13/24 14:20*	*1*
Dibromofluoromethane (Surr)	*91*		*80 - 120*		*02/13/24 14:20*	*1*
4-Bromofluorobenzene (Surr)	*96*		*80 - 120*		*02/13/24 14:20*	*1*
Toluene-d8 (Surr)	*99*		*80 - 120*		*02/13/24 14:20*	*1*

Method: SW846 8015D - Gasoline Range Organics (GRO) (GC)

Analyte	Result	Qualifier	RL	MDL	Unit	D	Prepared	Analyzed	Dil Fac
GRO (1C)	ND		0.050	0.023	mg/L			02/14/24 15:25	1

Surrogate	*%Recovery*	*Qualifier*	*Limits*	*Prepared*	*Analyzed*	*Dil Fac*
a,a,a-Trifluorotoluene (fid) (1C)	*103*		*63 - 135*		*02/14/24 15:25*	*1*

Method: SW846 8015D - Diesel Range Organics (DRO) (GC)

Analyte	Result	Qualifier	RL	MDL	Unit	D	Prepared	Analyzed	Dil Fac
DRO (C10-C28)	**95**	**J**	110	57	ug/L		02/20/24 09:25	02/20/24 19:20	1

Surrogate	*%Recovery*	*Qualifier*	*Limits*	*Prepared*	*Analyzed*	*Dil Fac*
o- terphenyl (Surr)	*108*		*37 - 153*	*02/20/24 09:25*	*02/20/24 19:20*	*1*

Client: Groundwater & Environmental Services Inc
Project/Site: High's Store No 141

Job ID: 410-160059-1

Client Sample ID: MW-10A

Date Collected: 02/06/24 13:50
Date Received: 02/07/24 17:21

Lab Sample ID: 410-160059-8

Matrix: Water

Method: SW846 8260C LL - Volatile Organic Compounds by GC/MS

Analyte	Result	Qualifier	RL	MDL	Unit	D	Prepared	Analyzed	Dil Fac
1,1,1,2-Tetrachloroethane	ND		0.50	0.070	ug/L			02/13/24 14:41	1
cis-1,3-Dichloropropene	ND		0.50	0.10	ug/L			02/13/24 14:41	1
trans-1,3-Dichloropropene	ND		0.50	0.080	ug/L			02/13/24 14:41	1
Ethylbenzene	ND		0.50	0.080	ug/L			02/13/24 14:41	1
Styrene	ND		0.50	0.070	ug/L			02/13/24 14:41	1
1,4-Dichlorobenzene	ND		0.50	0.070	ug/L			02/13/24 14:41	1
1,2-Dibromoethane	ND		0.50	0.080	ug/L			02/13/24 14:41	1
1,1-Dichloropropene	ND		0.50	0.10	ug/L			02/13/24 14:41	1
1,2-Dichloroethane	ND		0.50	0.070	ug/L			02/13/24 14:41	1
1,2,3-Trichlorobenzene	ND		0.50	0.070	ug/L			02/13/24 14:41	1
1,2,3-Trichloropropane	ND		1.0	0.10	ug/L			02/13/24 14:41	1
Toluene	ND		0.50	0.080	ug/L			02/13/24 14:41	1
Chlorobenzene	ND		0.50	0.070	ug/L			02/13/24 14:41	1
1,2,4-Trimethylbenzene	ND		0.50	0.080	ug/L			02/13/24 14:41	1
1,2,4-Trichlorobenzene	ND		0.50	0.070	ug/L			02/13/24 14:41	1
Dibromochloromethane	ND		0.50	0.080	ug/L			02/13/24 14:41	1
Xylenes, Total	ND		1.0	0.070	ug/L			02/13/24 14:41	1
Tetrachloroethene	ND		0.50	0.20	ug/L			02/13/24 14:41	1
cis-1,2-Dichloroethene	ND		0.50	0.080	ug/L			02/13/24 14:41	1
trans-1,2-Dichloroethene	ND		0.50	0.10	ug/L			02/13/24 14:41	1
Methyl tertiary butyl ether	**2.7**		0.50	0.080	ug/L			02/13/24 14:41	1
1,3,5-Trimethylbenzene	ND		0.50	0.080	ug/L			02/13/24 14:41	1
1,3-Dichlorobenzene	ND		0.50	0.070	ug/L			02/13/24 14:41	1
1,3-Dichloropropane	ND		0.50	0.080	ug/L			02/13/24 14:41	1
Chloroform	ND		0.50	0.090	ug/L			02/13/24 14:41	1
Benzene	ND		0.50	0.10	ug/L			02/13/24 14:41	1
1,1,1-Trichloroethane	ND		0.50	0.080	ug/L			02/13/24 14:41	1
Bromomethane	ND	cn	0.50	0.10	ug/L			02/13/24 14:41	1
Chloromethane	ND		0.50	0.10	ug/L			02/13/24 14:41	1
Chloroethane	ND		0.50	0.10	ug/L			02/13/24 14:41	1
2,2-Dichloropropane	ND		0.50	0.10	ug/L			02/13/24 14:41	1
Vinyl chloride	ND		0.50	0.10	ug/L			02/13/24 14:41	1
Methylene Chloride	ND		0.50	0.20	ug/L			02/13/24 14:41	1
Carbon disulfide	ND		1.0	0.10	ug/L			02/13/24 14:41	1
Bromoform	ND		1.0	0.30	ug/L			02/13/24 14:41	1
Bromodichloromethane	ND		0.50	0.080	ug/L			02/13/24 14:41	1
1,1-Dichloroethane	ND		0.50	0.10	ug/L			02/13/24 14:41	1
2-Chlorotoluene	ND		0.50	0.080	ug/L			02/13/24 14:41	1
1,1-Dichloroethene	ND		0.50	0.10	ug/L			02/13/24 14:41	1
Trichlorofluoromethane	ND	cn	0.50	0.10	ug/L			02/13/24 14:41	1
4-Chlorotoluene	ND		0.50	0.080	ug/L			02/13/24 14:41	1
Dichlorodifluoromethane	ND		0.50	0.10	ug/L			02/13/24 14:41	1
1,2-Dichloropropane	ND		0.50	0.10	ug/L			02/13/24 14:41	1
1,1,2-Trichloroethane	ND		0.50	0.080	ug/L			02/13/24 14:41	1
Acrylonitrile	ND	*+ cn	5.0	0.40	ug/L			02/13/24 14:41	1
Trichloroethene	ND		0.50	0.080	ug/L			02/13/24 14:41	1
1,1,2,2-Tetrachloroethane	ND	*+ cn	0.50	0.10	ug/L			02/13/24 14:41	1
1,2-Dichlorobenzene	ND		0.50	0.070	ug/L			02/13/24 14:41	1
1,2-Dibromo-3-Chloropropane	ND		0.50	0.10	ug/L			02/13/24 14:41	1

Client Sample ID: MW-10A

Date Collected: 02/06/24 13:50
Date Received: 02/07/24 17:21

Lab Sample ID: 410-160059-8

Matrix: Water

Method: SW846 8260C LL - Volatile Organic Compounds by GC/MS (Continued)

Analyte	Result	Qualifier	RL	MDL	Unit	D	Prepared	Analyzed	Dil Fac
Bromobenzene	ND		0.50	0.080	ug/L			02/13/24 14:41	1
Bromochloromethane	ND		0.50	0.080	ug/L			02/13/24 14:41	1
Isopropylbenzene	ND		0.50	0.080	ug/L			02/13/24 14:41	1
Dibromomethane	ND		0.50	0.080	ug/L			02/13/24 14:41	1
di-Isopropyl ether	ND		0.50	0.10	ug/L			02/13/24 14:41	1
Ethyl t-butyl ether	ND		0.50	0.080	ug/L			02/13/24 14:41	1
Hexachlorobutadiene	ND		0.50	0.080	ug/L			02/13/24 14:41	1
Naphthalene	ND	*+	0.50	0.080	ug/L			02/13/24 14:41	1
n-Butylbenzene	ND		0.50	0.080	ug/L			02/13/24 14:41	1
N-Propylbenzene	ND		0.50	0.10	ug/L			02/13/24 14:41	1
p-Isopropyltoluene	ND		0.50	0.080	ug/L			02/13/24 14:41	1
sec-Butylbenzene	ND		0.50	0.10	ug/L			02/13/24 14:41	1
t-Amyl methyl ether	ND		0.50	0.20	ug/L			02/13/24 14:41	1
t-Butyl alcohol	ND		10	3.0	ug/L			02/13/24 14:41	1
tert-Butylbenzene	ND		0.50	0.080	ug/L			02/13/24 14:41	1
trans-1,4-Dichloro-2-butene	ND		5.0	2.0	ug/L			02/13/24 14:41	1

Surrogate	*%Recovery*	*Qualifier*	*Limits*	*Prepared*	*Analyzed*	*Dil Fac*
1,2-Dichloroethane-d4 (Surr)	*102*		*80 - 120*		*02/13/24 14:41*	*1*
Dibromofluoromethane (Surr)	*91*		*80 - 120*		*02/13/24 14:41*	*1*
4-Bromofluorobenzene (Surr)	*100*		*80 - 120*		*02/13/24 14:41*	*1*
Toluene-d8 (Surr)	*100*		*80 - 120*		*02/13/24 14:41*	*1*

Method: SW846 8015D - Gasoline Range Organics (GRO) (GC)

Analyte	Result	Qualifier	RL	MDL	Unit	D	Prepared	Analyzed	Dil Fac
GRO (1C)	**0.035**	**J**	0.050	0.023	mg/L			02/14/24 15:50	1

Surrogate	*%Recovery*	*Qualifier*	*Limits*	*Prepared*	*Analyzed*	*Dil Fac*
a,a,a-Trifluorotoluene (fid) (1C)	*105*		*63 - 135*		*02/14/24 15:50*	*1*

Method: SW846 8015D - Diesel Range Organics (DRO) (GC)

Analyte	Result	Qualifier	RL	MDL	Unit	D	Prepared	Analyzed	Dil Fac
DRO (C10-C28)	ND		110	57	ug/L		02/20/24 09:25	02/20/24 19:44	1

Surrogate	*%Recovery*	*Qualifier*	*Limits*	*Prepared*	*Analyzed*	*Dil Fac*
o- terphenyl (Surr)	*109*		*37 - 153*	*02/20/24 09:25*	*02/20/24 19:44*	*1*

Client: Groundwater & Environmental Services Inc
Project/Site: High's Store No 141

Job ID: 410-160059-1

Client Sample ID: MW-10B

Date Collected: 02/06/24 14:50
Date Received: 02/07/24 17:21

Lab Sample ID: 410-160059-9

Matrix: Water

Method: SW846 8260C LL - Volatile Organic Compounds by GC/MS

Analyte	Result	Qualifier	RL	MDL	Unit	D	Prepared	Analyzed	Dil Fac
1,1,1,2-Tetrachloroethane	ND		0.50	0.070	ug/L			02/13/24 15:02	1
cis-1,3-Dichloropropene	ND		0.50	0.10	ug/L			02/13/24 15:02	1
trans-1,3-Dichloropropene	ND		0.50	0.080	ug/L			02/13/24 15:02	1
Ethylbenzene	ND		0.50	0.080	ug/L			02/13/24 15:02	1
Styrene	ND		0.50	0.070	ug/L			02/13/24 15:02	1
1,4-Dichlorobenzene	ND		0.50	0.070	ug/L			02/13/24 15:02	1
1,2-Dibromoethane	ND		0.50	0.080	ug/L			02/13/24 15:02	1
1,1-Dichloropropene	ND		0.50	0.10	ug/L			02/13/24 15:02	1
1,2-Dichloroethane	ND		0.50	0.070	ug/L			02/13/24 15:02	1
1,2,3-Trichlorobenzene	ND		0.50	0.070	ug/L			02/13/24 15:02	1
1,2,3-Trichloropropane	ND		1.0	0.10	ug/L			02/13/24 15:02	1
Toluene	**0.21**	**J**	0.50	0.080	ug/L			02/13/24 15:02	1
Chlorobenzene	ND		0.50	0.070	ug/L			02/13/24 15:02	1
1,2,4-Trimethylbenzene	ND		0.50	0.080	ug/L			02/13/24 15:02	1
1,2,4-Trichlorobenzene	ND		0.50	0.070	ug/L			02/13/24 15:02	1
Dibromochloromethane	ND		0.50	0.080	ug/L			02/13/24 15:02	1
Xylenes, Total	ND		1.0	0.070	ug/L			02/13/24 15:02	1
Tetrachloroethene	ND		0.50	0.20	ug/L			02/13/24 15:02	1
cis-1,2-Dichloroethene	ND		0.50	0.080	ug/L			02/13/24 15:02	1
trans-1,2-Dichloroethene	ND		0.50	0.10	ug/L			02/13/24 15:02	1
Methyl tertiary butyl ether	**9.2**		0.50	0.080	ug/L			02/13/24 15:02	1
1,3,5-Trimethylbenzene	ND		0.50	0.080	ug/L			02/13/24 15:02	1
1,3-Dichlorobenzene	ND		0.50	0.070	ug/L			02/13/24 15:02	1
1,3-Dichloropropane	ND		0.50	0.080	ug/L			02/13/24 15:02	1
Chloroform	ND		0.50	0.090	ug/L			02/13/24 15:02	1
Benzene	**0.75**		0.50	0.10	ug/L			02/13/24 15:02	1
1,1,1-Trichloroethane	ND		0.50	0.080	ug/L			02/13/24 15:02	1
Bromomethane	ND	cn	0.50	0.10	ug/L			02/13/24 15:02	1
Chloromethane	ND		0.50	0.10	ug/L			02/13/24 15:02	1
Chloroethane	ND		0.50	0.10	ug/L			02/13/24 15:02	1
2,2-Dichloropropane	ND		0.50	0.10	ug/L			02/13/24 15:02	1
Vinyl chloride	ND		0.50	0.10	ug/L			02/13/24 15:02	1
Methylene Chloride	ND		0.50	0.20	ug/L			02/13/24 15:02	1
Carbon disulfide	ND		1.0	0.10	ug/L			02/13/24 15:02	1
Bromoform	ND		1.0	0.30	ug/L			02/13/24 15:02	1
Bromodichloromethane	ND		0.50	0.080	ug/L			02/13/24 15:02	1
1,1-Dichloroethane	ND		0.50	0.10	ug/L			02/13/24 15:02	1
2-Chlorotoluene	ND		0.50	0.080	ug/L			02/13/24 15:02	1
1,1-Dichloroethene	ND		0.50	0.10	ug/L			02/13/24 15:02	1
Trichlorofluoromethane	ND	cn	0.50	0.10	ug/L			02/13/24 15:02	1
4-Chlorotoluene	ND		0.50	0.080	ug/L			02/13/24 15:02	1
Dichlorodifluoromethane	ND		0.50	0.10	ug/L			02/13/24 15:02	1
1,2-Dichloropropane	ND		0.50	0.10	ug/L			02/13/24 15:02	1
1,1,2-Trichloroethane	ND		0.50	0.080	ug/L			02/13/24 15:02	1
Acrylonitrile	ND	*+ cn	5.0	0.40	ug/L			02/13/24 15:02	1
Trichloroethene	ND		0.50	0.080	ug/L			02/13/24 15:02	1
1,1,2,2-Tetrachloroethane	ND	*+ cn	0.50	0.10	ug/L			02/13/24 15:02	1
1,2-Dichlorobenzene	ND		0.50	0.070	ug/L			02/13/24 15:02	1
1,2-Dibromo-3-Chloropropane	ND		0.50	0.10	ug/L			02/13/24 15:02	1

Client Sample ID: MW-10B

Date Collected: 02/06/24 14:50
Date Received: 02/07/24 17:21

Lab Sample ID: 410-160059-9

Matrix: Water

Method: SW846 8260C LL - Volatile Organic Compounds by GC/MS (Continued)

Analyte	Result	Qualifier	RL	MDL	Unit	D	Prepared	Analyzed	Dil Fac
Bromobenzene	ND		0.50	0.080	ug/L			02/13/24 15:02	1
Bromochloromethane	ND		0.50	0.080	ug/L			02/13/24 15:02	1
Isopropylbenzene	ND		0.50	0.080	ug/L			02/13/24 15:02	1
Dibromomethane	ND		0.50	0.080	ug/L			02/13/24 15:02	1
di-Isopropyl ether	ND		0.50	0.10	ug/L			02/13/24 15:02	1
Ethyl t-butyl ether	ND		0.50	0.080	ug/L			02/13/24 15:02	1
Hexachlorobutadiene	ND		0.50	0.080	ug/L			02/13/24 15:02	1
Naphthalene	ND	*+	0.50	0.080	ug/L			02/13/24 15:02	1
n-Butylbenzene	ND		0.50	0.080	ug/L			02/13/24 15:02	1
N-Propylbenzene	ND		0.50	0.10	ug/L			02/13/24 15:02	1
p-Isopropyltoluene	ND		0.50	0.080	ug/L			02/13/24 15:02	1
sec-Butylbenzene	**0.31**	**J**	0.50	0.10	ug/L			02/13/24 15:02	1
t-Amyl methyl ether	**0.22**	**J**	0.50	0.20	ug/L			02/13/24 15:02	1
t-Butyl alcohol	**5.8**	**J**	10	3.0	ug/L			02/13/24 15:02	1
tert-Butylbenzene	ND		0.50	0.080	ug/L			02/13/24 15:02	1
trans-1,4-Dichloro-2-butene	ND		5.0	2.0	ug/L			02/13/24 15:02	1

Surrogate	*%Recovery*	*Qualifier*	*Limits*	*Prepared*	*Analyzed*	*Dil Fac*
1,2-Dichloroethane-d4 (Surr)	*102*		*80 - 120*		*02/13/24 15:02*	*1*
Dibromofluoromethane (Surr)	*92*		*80 - 120*		*02/13/24 15:02*	*1*
4-Bromofluorobenzene (Surr)	*100*		*80 - 120*		*02/13/24 15:02*	*1*
Toluene-d8 (Surr)	*100*		*80 - 120*		*02/13/24 15:02*	*1*

Method: SW846 8015D - Gasoline Range Organics (GRO) (GC)

Analyte	Result	Qualifier	RL	MDL	Unit	D	Prepared	Analyzed	Dil Fac
GRO (1C)	**0.030**	**J**	0.050	0.023	mg/L			02/14/24 16:16	1

Surrogate	*%Recovery*	*Qualifier*	*Limits*	*Prepared*	*Analyzed*	*Dil Fac*
a,a,a-Trifluorotoluene (fid) (1C)	*104*		*63 - 135*		*02/14/24 16:16*	*1*

Method: SW846 8015D - Diesel Range Organics (DRO) (GC)

Analyte	Result	Qualifier	RL	MDL	Unit	D	Prepared	Analyzed	Dil Fac
DRO (C10-C28)	ND		110	57	ug/L		02/20/24 09:25	02/20/24 20:08	1

Surrogate	*%Recovery*	*Qualifier*	*Limits*	*Prepared*	*Analyzed*	*Dil Fac*
o- terphenyl (Surr)	*112*		*37 - 153*	*02/20/24 09:25*	*02/20/24 20:08*	*1*

Surrogate Summary

Client: Groundwater & Environmental Services Inc
Project/Site: High's Store No 141

Job ID: 410-160059-1

Method: 8260C LL - Volatile Organic Compounds by GC/MS

Matrix: Water **Prep Type: Total/NA**

		Percent Surrogate Recovery (Acceptance Limits)			
		DCA	DBFM	BFB	TOL
Lab Sample ID	Client Sample ID	(80-120)	(80-120)	(80-120)	(80-120)
410-160059-1	MW-6	114	106	89	103
410-160059-2	MW-2	114	107	91	104
410-160059-3	MW-1	114	107	90	103
410-160059-4	MW-4	112	108	90	105
410-160059-5	MW-20A	105	93	96	99
410-160059-6	MW-11B	104	92	97	100
410-160059-7	MW-17B	104	91	96	99
410-160059-8	MW-10A	102	91	100	100
410-160059-9	MW-10B	102	92	100	100
LCS 410-472772/4	Lab Control Sample	99	90	98	100
LCS 410-473398/4	Lab Control Sample	111	106	94	106
MB 410-472772/6	Method Blank	103	91	98	99
MB 410-473398/6	Method Blank	113	109	90	103

Surrogate Legend

DCA = 1,2-Dichloroethane-d4 (Surr)
DBFM = Dibromofluoromethane (Surr)
BFB = 4-Bromofluorobenzene (Surr)
TOL = Toluene-d8 (Surr)

Method: 8015D - Gasoline Range Organics (GRO) (GC)

Matrix: Water **Prep Type: Total/NA**

		Percent Surrogate Recovery (Acceptance Limits)
		TFT-F1
Lab Sample ID	Client Sample ID	(63-135)
410-160059-1	MW-6	97
410-160059-2	MW-2	97
410-160059-3	MW-1	97
410-160059-4	MW-4	96
410-160059-5	MW-20A	96
410-160059-6	MW-11B	104
410-160059-7	MW-17B	103
410-160059-8	MW-10A	105
410-160059-9	MW-10B	104
LCS 410-471430/6	Lab Control Sample	89
LCS 410-473166/6	Lab Control Sample	95
LCSD 410-471430/7	Lab Control Sample Dup	89
LCSD 410-473166/7	Lab Control Sample Dup	95
MB 410-471430/5	Method Blank	97
MB 410-473166/5	Method Blank	104

Surrogate Legend

TFT-F = a,a,a-Trifluorotoluene (fid)

Surrogate Summary

Client: Groundwater & Environmental Services Inc
Job ID: 410-160059-1
Project/Site: High's Store No 141

Method: 8015D - Diesel Range Organics (DRO) (GC)

Matrix: Water
Prep Type: Total/NA

		Percent Surrogate Recovery (Acceptance Limits)							
Lab Sample ID	**Client Sample ID**	**OTP (37-153)**							
410-160059-1	MW-6	76							
410-160059-2	MW-2	75							
410-160059-3	MW-1	77							
410-160059-4	MW-4	74							
410-160059-5	MW-20A	113							
410-160059-6	MW-11B	110							
410-160059-7	MW-17B	108							
410-160059-8	MW-10A	109							
410-160059-9	MW-10B	112							
LCS 410-473503/2-A	Lab Control Sample	73							
LCS 410-475041/2-A	Lab Control Sample	100							
LCSD 410-473503/3-A	Lab Control Sample Dup	75							
LCSD 410-475041/3-A	Lab Control Sample Dup	105							
MB 410-473503/1-A	Method Blank	76							
MB 410-475041/1-A	Method Blank	110							

Surrogate Legend

OTP = o- terphenyl (Surr)

Method: 8260C LL - Volatile Organic Compounds by GC/MS

Lab Sample ID: MB 410-472772/6
Matrix: Water
Analysis Batch: 472772

Client Sample ID: Method Blank
Prep Type: Total/NA

Analyte	MB Result	MB Qualifier	RL	MDL	Unit	D	Prepared	Analyzed	Dil Fac
1,1,1,2-Tetrachloroethane	ND		0.50	0.070	ug/L			02/13/24 11:32	1
cis-1,3-Dichloropropene	ND		0.50	0.10	ug/L			02/13/24 11:32	1
trans-1,3-Dichloropropene	ND		0.50	0.080	ug/L			02/13/24 11:32	1
Ethylbenzene	ND		0.50	0.080	ug/L			02/13/24 11:32	1
Styrene	ND		0.50	0.070	ug/L			02/13/24 11:32	1
1,4-Dichlorobenzene	ND		0.50	0.070	ug/L			02/13/24 11:32	1
1,2-Dibromoethane	ND		0.50	0.080	ug/L			02/13/24 11:32	1
1,1-Dichloropropene	ND		0.50	0.10	ug/L			02/13/24 11:32	1
1,2-Dichloroethane	ND		0.50	0.070	ug/L			02/13/24 11:32	1
1,2,3-Trichlorobenzene	ND		0.50	0.070	ug/L			02/13/24 11:32	1
1,2,3-Trichloropropane	ND		1.0	0.10	ug/L			02/13/24 11:32	1
Toluene	ND		0.50	0.080	ug/L			02/13/24 11:32	1
Chlorobenzene	ND		0.50	0.070	ug/L			02/13/24 11:32	1
1,2,4-Trimethylbenzene	ND		0.50	0.080	ug/L			02/13/24 11:32	1
1,2,4-Trichlorobenzene	ND		0.50	0.070	ug/L			02/13/24 11:32	1
Dibromochloromethane	ND		0.50	0.080	ug/L			02/13/24 11:32	1
Xylenes, Total	ND		1.0	0.070	ug/L			02/13/24 11:32	1
Tetrachloroethene	ND		0.50	0.20	ug/L			02/13/24 11:32	1
cis-1,2-Dichloroethene	ND		0.50	0.080	ug/L			02/13/24 11:32	1
trans-1,2-Dichloroethene	ND		0.50	0.10	ug/L			02/13/24 11:32	1
Methyl tertiary butyl ether	ND		0.50	0.080	ug/L			02/13/24 11:32	1
1,3,5-Trimethylbenzene	ND		0.50	0.080	ug/L			02/13/24 11:32	1
1,3-Dichlorobenzene	ND		0.50	0.070	ug/L			02/13/24 11:32	1
1,3-Dichloropropane	ND		0.50	0.080	ug/L			02/13/24 11:32	1
Chloroform	ND		0.50	0.090	ug/L			02/13/24 11:32	1
Benzene	ND		0.50	0.10	ug/L			02/13/24 11:32	1
1,1,1-Trichloroethane	ND		0.50	0.080	ug/L			02/13/24 11:32	1
Bromomethane	ND		0.50	0.10	ug/L			02/13/24 11:32	1
Chloromethane	ND		0.50	0.10	ug/L			02/13/24 11:32	1
Chloroethane	ND		0.50	0.10	ug/L			02/13/24 11:32	1
2,2-Dichloropropane	ND		0.50	0.10	ug/L			02/13/24 11:32	1
Vinyl chloride	ND		0.50	0.10	ug/L			02/13/24 11:32	1
Methylene Chloride	ND		0.50	0.20	ug/L			02/13/24 11:32	1
Carbon disulfide	ND		1.0	0.10	ug/L			02/13/24 11:32	1
Bromoform	ND		1.0	0.30	ug/L			02/13/24 11:32	1
Bromodichloromethane	ND		0.50	0.080	ug/L			02/13/24 11:32	1
1,1-Dichloroethane	ND		0.50	0.10	ug/L			02/13/24 11:32	1
2-Chlorotoluene	ND		0.50	0.080	ug/L			02/13/24 11:32	1
1,1-Dichloroethene	ND		0.50	0.10	ug/L			02/13/24 11:32	1
Trichlorofluoromethane	ND		0.50	0.10	ug/L			02/13/24 11:32	1
4-Chlorotoluene	ND		0.50	0.080	ug/L			02/13/24 11:32	1
Dichlorodifluoromethane	ND		0.50	0.10	ug/L			02/13/24 11:32	1
1,2-Dichloropropane	ND		0.50	0.10	ug/L			02/13/24 11:32	1
1,1,2-Trichloroethane	ND		0.50	0.080	ug/L			02/13/24 11:32	1
Acrylonitrile	ND		5.0	0.40	ug/L			02/13/24 11:32	1
Trichloroethene	ND		0.50	0.080	ug/L			02/13/24 11:32	1
1,1,2,2-Tetrachloroethane	ND		0.50	0.10	ug/L			02/13/24 11:32	1
1,2-Dichlorobenzene	ND		0.50	0.070	ug/L			02/13/24 11:32	1

Method: 8260C LL - Volatile Organic Compounds by GC/MS (Continued)

Lab Sample ID: MB 410-472772/6
Matrix: Water
Analysis Batch: 472772

Client Sample ID: Method Blank
Prep Type: Total/NA

Analyte	MB Result	MB Qualifier	RL	MDL	Unit	D	Prepared	Analyzed	Dil Fac
1,2-Dibromo-3-Chloropropane	ND		0.50	0.10	ug/L			02/13/24 11:32	1
Bromobenzene	ND		0.50	0.080	ug/L			02/13/24 11:32	1
Bromochloromethane	ND		0.50	0.080	ug/L			02/13/24 11:32	1
Isopropylbenzene	ND		0.50	0.080	ug/L			02/13/24 11:32	1
Dibromomethane	ND		0.50	0.080	ug/L			02/13/24 11:32	1
di-Isopropyl ether	ND		0.50	0.10	ug/L			02/13/24 11:32	1
Ethyl t-butyl ether	ND		0.50	0.080	ug/L			02/13/24 11:32	1
Hexachlorobutadiene	ND		0.50	0.080	ug/L			02/13/24 11:32	1
Naphthalene	0.184	J	0.50	0.080	ug/L			02/13/24 11:32	1
n-Butylbenzene	ND		0.50	0.080	ug/L			02/13/24 11:32	1
N-Propylbenzene	ND		0.50	0.10	ug/L			02/13/24 11:32	1
p-Isopropyltoluene	ND		0.50	0.080	ug/L			02/13/24 11:32	1
sec-Butylbenzene	ND		0.50	0.10	ug/L			02/13/24 11:32	1
t-Amyl methyl ether	ND		0.50	0.20	ug/L			02/13/24 11:32	1
t-Butyl alcohol	ND		10	3.0	ug/L			02/13/24 11:32	1
tert-Butylbenzene	ND		0.50	0.080	ug/L			02/13/24 11:32	1
trans-1,4-Dichloro-2-butene	ND		5.0	2.0	ug/L			02/13/24 11:32	1

Surrogate	*MB %Recovery*	*MB Qualifier*	*Limits*	*Prepared*	*Analyzed*	*Dil Fac*
1,2-Dichloroethane-d4 (Surr)	*103*		*80 - 120*		*02/13/24 11:32*	*1*
Dibromofluoromethane (Surr)	*91*		*80 - 120*		*02/13/24 11:32*	*1*
4-Bromofluorobenzene (Surr)	*98*		*80 - 120*		*02/13/24 11:32*	*1*
Toluene-d8 (Surr)	*99*		*80 - 120*		*02/13/24 11:32*	*1*

Lab Sample ID: LCS 410-472772/4
Matrix: Water
Analysis Batch: 472772

Client Sample ID: Lab Control Sample
Prep Type: Total/NA

Analyte	Spike Added	LCS Result	LCS Qualifier	Unit	D	%Rec	%Rec Limits
1,1,1,2-Tetrachloroethane	5.00	4.74		ug/L		95	71 - 134
cis-1,3-Dichloropropene	5.00	5.27		ug/L		105	67 - 121
trans-1,3-Dichloropropene	5.00	5.50		ug/L		110	61 - 129
Ethylbenzene	5.00	5.25		ug/L		105	80 - 120
Styrene	5.00	5.20		ug/L		104	80 - 120
1,4-Dichlorobenzene	5.00	5.31		ug/L		106	80 - 120
1,2-Dibromoethane	5.00	5.46		ug/L		109	80 - 120
1,1-Dichloropropene	5.00	5.29		ug/L		106	74 - 120
1,2-Dichloroethane	5.00	4.46		ug/L		89	69 - 122
1,2,3-Trichlorobenzene	5.00	5.84		ug/L		117	68 - 125
1,2,3-Trichloropropane	5.00	5.65		ug/L		113	80 - 125
Toluene	5.00	5.39		ug/L		108	80 - 120
Chlorobenzene	5.00	5.17		ug/L		103	80 - 120
1,2,4-Trimethylbenzene	5.00	5.55		ug/L		111	80 - 120
1,2,4-Trichlorobenzene	5.00	5.52		ug/L		110	68 - 122
Dibromochloromethane	5.00	5.09		ug/L		102	64 - 138
Xylenes, Total	15.0	15.1		ug/L		101	80 - 120
Tetrachloroethene	5.00	4.71		ug/L		94	80 - 120
cis-1,2-Dichloroethene	5.00	5.30		ug/L		106	80 - 122

Method: 8260C LL - Volatile Organic Compounds by GC/MS (Continued)

Lab Sample ID: LCS 410-472772/4
Matrix: Water
Analysis Batch: 472772

Client Sample ID: Lab Control Sample
Prep Type: Total/NA

Analyte	Spike Added	LCS Result	LCS Qualifier	Unit	D	%Rec	%Rec Limits
trans-1,2-Dichloroethene	5.00	5.24		ug/L		105	80 - 122
Methyl tertiary butyl ether	5.00	4.95		ug/L		99	69 - 120
1,3,5-Trimethylbenzene	5.00	5.61		ug/L		112	80 - 120
1,3-Dichlorobenzene	5.00	5.27		ug/L		105	80 - 120
1,3-Dichloropropane	5.00	5.91		ug/L		118	80 - 120
Chloroform	5.00	4.88		ug/L		98	80 - 120
Benzene	5.00	5.53		ug/L		111	80 - 120
1,1,1-Trichloroethane	5.00	4.59		ug/L		92	78 - 126
Bromomethane	5.00	3.52		ug/L		70	60 - 136
Chloromethane	5.00	3.90		ug/L		78	56 - 124
Chloroethane	5.00	4.04		ug/L		81	63 - 120
2,2-Dichloropropane	5.00	4.60		ug/L		92	61 - 141
Vinyl chloride	5.00	3.91		ug/L		78	60 - 125
Methylene Chloride	5.00	5.51		ug/L		110	80 - 120
Carbon disulfide	5.00	5.41		ug/L		108	67 - 130
Bromoform	5.00	4.56		ug/L		91	49 - 144
Bromodichloromethane	5.00	5.03		ug/L		101	73 - 124
1,1-Dichloroethane	5.00	5.52		ug/L		110	74 - 120
2-Chlorotoluene	5.00	5.42		ug/L		108	80 - 120
1,1-Dichloroethene	5.00	5.47		ug/L		109	80 - 131
Trichlorofluoromethane	5.00	3.64		ug/L		73	62 - 136
4-Chlorotoluene	5.00	5.54		ug/L		111	80 - 120
Dichlorodifluoromethane	5.00	3.84		ug/L		77	43 - 123
1,2-Dichloropropane	5.00	5.92		ug/L		118	80 - 120
1,1,2-Trichloroethane	5.00	5.57		ug/L		111	80 - 120
Acrylonitrile	25.0	38.4	*+	ug/L		154	64 - 139
Trichloroethene	5.00	4.94		ug/L		99	80 - 120
1,1,2,2-Tetrachloroethane	5.00	6.20	*+	ug/L		124	75 - 123
1,2-Dichlorobenzene	5.00	5.19		ug/L		104	80 - 120
1,2-Dibromo-3-Chloropropane	5.00	4.87		ug/L		97	56 - 148
Bromobenzene	5.00	5.27		ug/L		105	80 - 120
Bromochloromethane	5.00	4.97		ug/L		99	80 - 120
Isopropylbenzene	5.00	5.28		ug/L		106	80 - 120
Dibromomethane	5.00	5.12		ug/L		102	80 - 122
di-Isopropyl ether	5.00	5.52		ug/L		110	58 - 131
Ethyl t-butyl ether	5.00	5.17		ug/L		103	57 - 126
Hexachlorobutadiene	5.00	5.75		ug/L		115	72 - 132
Naphthalene	5.00	6.30	*+	ug/L		126	64 - 122
n-Butylbenzene	5.00	5.92		ug/L		118	74 - 123
N-Propylbenzene	5.00	5.77		ug/L		115	74 - 122
p-Isopropyltoluene	5.00	5.53		ug/L		111	80 - 120
sec-Butylbenzene	5.00	5.70		ug/L		114	80 - 120
t-Amyl methyl ether	5.00	5.07		ug/L		101	65 - 125
t-Butyl alcohol	50.0	40.7		ug/L		81	62 - 138
tert-Butylbenzene	5.00	4.75		ug/L		95	79 - 120
trans-1,4-Dichloro-2-butene	25.0	22.8		ug/L		91	10 - 172

Method: 8260C LL - Volatile Organic Compounds by GC/MS (Continued)

Lab Sample ID: LCS 410-472772/4
Matrix: Water
Analysis Batch: 472772

Client Sample ID: Lab Control Sample
Prep Type: Total/NA

Surrogate	*LCS %Recovery*	*LCS Qualifier*	*Limits*
1,2-Dichloroethane-d4 (Surr)	*99*		*80 - 120*
Dibromofluoromethane (Surr)	*90*		*80 - 120*
4-Bromofluorobenzene (Surr)	*98*		*80 - 120*
Toluene-d8 (Surr)	*100*		*80 - 120*

Lab Sample ID: MB 410-473398/6
Matrix: Water
Analysis Batch: 473398

Client Sample ID: Method Blank
Prep Type: Total/NA

Analyte	MB Result	MB Qualifier	RL	MDL	Unit	D	Prepared	Analyzed	Dil Fac
1,1,1,2-Tetrachloroethane	ND		0.50	0.070	ug/L			02/14/24 20:59	1
cis-1,3-Dichloropropene	ND		0.50	0.10	ug/L			02/14/24 20:59	1
trans-1,3-Dichloropropene	ND		0.50	0.080	ug/L			02/14/24 20:59	1
Ethylbenzene	ND		0.50	0.080	ug/L			02/14/24 20:59	1
Styrene	ND		0.50	0.070	ug/L			02/14/24 20:59	1
1,4-Dichlorobenzene	ND		0.50	0.070	ug/L			02/14/24 20:59	1
1,2-Dibromoethane	ND		0.50	0.080	ug/L			02/14/24 20:59	1
1,1-Dichloropropene	ND		0.50	0.10	ug/L			02/14/24 20:59	1
1,2-Dichloroethane	ND		0.50	0.070	ug/L			02/14/24 20:59	1
1,2,3-Trichlorobenzene	ND		0.50	0.070	ug/L			02/14/24 20:59	1
1,2,3-Trichloropropane	ND		1.0	0.10	ug/L			02/14/24 20:59	1
Toluene	ND		0.50	0.080	ug/L			02/14/24 20:59	1
Chlorobenzene	ND		0.50	0.070	ug/L			02/14/24 20:59	1
1,2,4-Trimethylbenzene	ND		0.50	0.080	ug/L			02/14/24 20:59	1
1,2,4-Trichlorobenzene	ND		0.50	0.070	ug/L			02/14/24 20:59	1
Dibromochloromethane	ND		0.50	0.080	ug/L			02/14/24 20:59	1
Xylenes, Total	ND		1.0	0.070	ug/L			02/14/24 20:59	1
Tetrachloroethene	ND		0.50	0.20	ug/L			02/14/24 20:59	1
cis-1,2-Dichloroethene	ND		0.50	0.080	ug/L			02/14/24 20:59	1
trans-1,2-Dichloroethene	ND		0.50	0.10	ug/L			02/14/24 20:59	1
Methyl tertiary butyl ether	ND		0.50	0.080	ug/L			02/14/24 20:59	1
1,3,5-Trimethylbenzene	ND		0.50	0.080	ug/L			02/14/24 20:59	1
1,3-Dichlorobenzene	ND		0.50	0.070	ug/L			02/14/24 20:59	1
1,3-Dichloropropane	ND		0.50	0.080	ug/L			02/14/24 20:59	1
Chloroform	ND		0.50	0.090	ug/L			02/14/24 20:59	1
Benzene	ND		0.50	0.10	ug/L			02/14/24 20:59	1
1,1,1-Trichloroethane	ND		0.50	0.080	ug/L			02/14/24 20:59	1
Bromomethane	ND		0.50	0.10	ug/L			02/14/24 20:59	1
Chloromethane	ND		0.50	0.10	ug/L			02/14/24 20:59	1
Chloroethane	ND		0.50	0.10	ug/L			02/14/24 20:59	1
2,2-Dichloropropane	ND		0.50	0.10	ug/L			02/14/24 20:59	1
Vinyl chloride	ND		0.50	0.10	ug/L			02/14/24 20:59	1
Methylene Chloride	ND		0.50	0.20	ug/L			02/14/24 20:59	1
Carbon disulfide	ND		1.0	0.10	ug/L			02/14/24 20:59	1
Bromoform	ND		1.0	0.30	ug/L			02/14/24 20:59	1
Bromodichloromethane	ND		0.50	0.080	ug/L			02/14/24 20:59	1
1,1-Dichloroethane	ND		0.50	0.10	ug/L			02/14/24 20:59	1
2-Chlorotoluene	ND		0.50	0.080	ug/L			02/14/24 20:59	1

Method: 8260C LL - Volatile Organic Compounds by GC/MS (Continued)

Lab Sample ID: MB 410-473398/6
Matrix: Water
Analysis Batch: 473398

Client Sample ID: Method Blank
Prep Type: Total/NA

Analyte	MB Result	MB Qualifier	RL	MDL	Unit	D	Prepared	Analyzed	Dil Fac
1,1-Dichloroethene	ND		0.50	0.10	ug/L			02/14/24 20:59	1
Trichlorofluoromethane	ND		0.50	0.10	ug/L			02/14/24 20:59	1
4-Chlorotoluene	ND		0.50	0.080	ug/L			02/14/24 20:59	1
Dichlorodifluoromethane	ND		0.50	0.10	ug/L			02/14/24 20:59	1
1,2-Dichloropropane	ND		0.50	0.10	ug/L			02/14/24 20:59	1
1,1,2-Trichloroethane	ND		0.50	0.080	ug/L			02/14/24 20:59	1
Acrylonitrile	ND		5.0	0.40	ug/L			02/14/24 20:59	1
Trichloroethene	ND		0.50	0.080	ug/L			02/14/24 20:59	1
1,1,2,2-Tetrachloroethane	ND		0.50	0.10	ug/L			02/14/24 20:59	1
1,2-Dichlorobenzene	ND		0.50	0.070	ug/L			02/14/24 20:59	1
1,2-Dibromo-3-Chloropropane	ND		0.50	0.10	ug/L			02/14/24 20:59	1
Bromobenzene	ND		0.50	0.080	ug/L			02/14/24 20:59	1
Bromochloromethane	ND		0.50	0.080	ug/L			02/14/24 20:59	1
Isopropylbenzene	ND		0.50	0.080	ug/L			02/14/24 20:59	1
Dibromomethane	ND		0.50	0.080	ug/L			02/14/24 20:59	1
di-Isopropyl ether	ND		0.50	0.10	ug/L			02/14/24 20:59	1
Ethyl t-butyl ether	ND		0.50	0.080	ug/L			02/14/24 20:59	1
Hexachlorobutadiene	ND		0.50	0.080	ug/L			02/14/24 20:59	1
Naphthalene	ND		0.50	0.080	ug/L			02/14/24 20:59	1
n-Butylbenzene	ND		0.50	0.080	ug/L			02/14/24 20:59	1
N-Propylbenzene	ND		0.50	0.10	ug/L			02/14/24 20:59	1
p-Isopropyltoluene	ND		0.50	0.080	ug/L			02/14/24 20:59	1
sec-Butylbenzene	ND		0.50	0.10	ug/L			02/14/24 20:59	1
t-Amyl methyl ether	ND		0.50	0.20	ug/L			02/14/24 20:59	1
t-Butyl alcohol	ND		10	3.0	ug/L			02/14/24 20:59	1
tert-Butylbenzene	ND		0.50	0.080	ug/L			02/14/24 20:59	1
trans-1,4-Dichloro-2-butene	ND		5.0	2.0	ug/L			02/14/24 20:59	1

Surrogate	*MB %Recovery*	*MB Qualifier*	*Limits*	*Prepared*	*Analyzed*	*Dil Fac*
1,2-Dichloroethane-d4 (Surr)	*113*		*80 - 120*		*02/14/24 20:59*	*1*
Dibromofluoromethane (Surr)	*109*		*80 - 120*		*02/14/24 20:59*	*1*
4-Bromofluorobenzene (Surr)	*90*		*80 - 120*		*02/14/24 20:59*	*1*
Toluene-d8 (Surr)	*103*		*80 - 120*		*02/14/24 20:59*	*1*

Lab Sample ID: LCS 410-473398/4
Matrix: Water
Analysis Batch: 473398

Client Sample ID: Lab Control Sample
Prep Type: Total/NA

Analyte	Spike Added	LCS Result	LCS Qualifier	Unit	D	%Rec	%Rec Limits
1,1,1,2-Tetrachloroethane	5.00	5.20		ug/L		104	71 - 134
cis-1,3-Dichloropropene	5.00	4.77		ug/L		95	67 - 121
trans-1,3-Dichloropropene	5.00	4.93		ug/L		99	61 - 129
Ethylbenzene	5.00	5.08		ug/L		102	80 - 120
Styrene	5.00	5.15		ug/L		103	80 - 120
1,4-Dichlorobenzene	5.00	5.16		ug/L		103	80 - 120
1,2-Dibromoethane	5.00	5.07		ug/L		101	80 - 120
1,1-Dichloropropene	5.00	5.04		ug/L		101	74 - 120
1,2-Dichloroethane	5.00	4.61		ug/L		92	69 - 122

Method: 8260C LL - Volatile Organic Compounds by GC/MS (Continued)

Lab Sample ID: LCS 410-473398/4
Matrix: Water
Analysis Batch: 473398

Client Sample ID: Lab Control Sample
Prep Type: Total/NA

Analyte	Spike Added	LCS Result	LCS Qualifier	Unit	D	%Rec	%Rec Limits
1,2,3-Trichlorobenzene	5.00	5.43		ug/L		109	68 - 125
1,2,3-Trichloropropane	5.00	5.25		ug/L		105	80 - 125
Toluene	5.00	5.08		ug/L		102	80 - 120
Chlorobenzene	5.00	5.16		ug/L		103	80 - 120
1,2,4-Trimethylbenzene	5.00	5.04		ug/L		101	80 - 120
1,2,4-Trichlorobenzene	5.00	5.32		ug/L		106	68 - 122
Dibromochloromethane	5.00	5.39		ug/L		108	64 - 138
Xylenes, Total	15.0	15.3		ug/L		102	80 - 120
Tetrachloroethene	5.00	5.13		ug/L		103	80 - 120
cis-1,2-Dichloroethene	5.00	5.11		ug/L		102	80 - 122
trans-1,2-Dichloroethene	5.00	5.10		ug/L		102	80 - 122
Methyl tertiary butyl ether	5.00	4.53		ug/L		91	69 - 120
1,3,5-Trimethylbenzene	5.00	5.05		ug/L		101	80 - 120
1,3-Dichlorobenzene	5.00	5.13		ug/L		103	80 - 120
1,3-Dichloropropane	5.00	5.09		ug/L		102	80 - 120
Chloroform	5.00	4.84		ug/L		97	80 - 120
Benzene	5.00	5.01		ug/L		100	80 - 120
1,1,1-Trichloroethane	5.00	4.99		ug/L		100	78 - 126
Bromomethane	5.00	4.09		ug/L		82	60 - 136
Chloromethane	5.00	3.89		ug/L		78	56 - 124
Chloroethane	5.00	4.61		ug/L		92	63 - 120
2,2-Dichloropropane	5.00	4.70		ug/L		94	61 - 141
Vinyl chloride	5.00	3.96		ug/L		79	60 - 125
Methylene Chloride	5.00	5.12		ug/L		102	80 - 120
Carbon disulfide	5.00	4.83		ug/L		97	67 - 130
Bromoform	5.00	5.25		ug/L		105	49 - 144
Bromodichloromethane	5.00	5.04		ug/L		101	73 - 124
1,1-Dichloroethane	5.00	5.03		ug/L		101	74 - 120
2-Chlorotoluene	5.00	5.13		ug/L		103	80 - 120
1,1-Dichloroethene	5.00	5.14		ug/L		103	80 - 131
Trichlorofluoromethane	5.00	4.21		ug/L		84	62 - 136
4-Chlorotoluene	5.00	5.08		ug/L		102	80 - 120
Dichlorodifluoromethane	5.00	3.45		ug/L		69	43 - 123
1,2-Dichloropropane	5.00	5.15		ug/L		103	80 - 120
1,1,2-Trichloroethane	5.00	5.17		ug/L		103	80 - 120
Acrylonitrile	25.0	23.5		ug/L		94	64 - 139
Trichloroethene	5.00	5.01		ug/L		100	80 - 120
1,1,2,2-Tetrachloroethane	5.00	5.29		ug/L		106	75 - 123
1,2-Dichlorobenzene	5.00	5.10		ug/L		102	80 - 120
1,2-Dibromo-3-Chloropropane	5.00	5.14		ug/L		103	56 - 148
Bromobenzene	5.00	5.12		ug/L		102	80 - 120
Bromochloromethane	5.00	5.31		ug/L		106	80 - 120
Isopropylbenzene	5.00	5.39		ug/L		108	80 - 120
Dibromomethane	5.00	5.04		ug/L		101	80 - 122
di-Isopropyl ether	5.00	4.73		ug/L		95	58 - 131
Ethyl t-butyl ether	5.00	4.55		ug/L		91	57 - 126
Hexachlorobutadiene	5.00	5.41		ug/L		108	72 - 132
Naphthalene	5.00	5.44		ug/L		109	64 - 122
n-Butylbenzene	5.00	5.08		ug/L		102	74 - 123

Method: 8260C LL - Volatile Organic Compounds by GC/MS (Continued)

Lab Sample ID: LCS 410-473398/4
Matrix: Water
Analysis Batch: 473398

Client Sample ID: Lab Control Sample
Prep Type: Total/NA

Analyte	Spike Added	LCS Result	LCS Qualifier	Unit	D	%Rec	%Rec Limits
N-Propylbenzene	5.00	5.17		ug/L		103	74 - 122
p-Isopropyltoluene	5.00	5.03		ug/L		101	80 - 120
sec-Butylbenzene	5.00	5.12		ug/L		102	80 - 120
t-Amyl methyl ether	5.00	4.65		ug/L		93	65 - 125
t-Butyl alcohol	50.0	43.1		ug/L		86	62 - 138
tert-Butylbenzene	5.00	4.65		ug/L		93	79 - 120
trans-1,4-Dichloro-2-butene	25.0	21.4		ug/L		86	10 - 172

Surrogate	*LCS %Recovery*	*LCS Qualifier*	*Limits*
1,2-Dichloroethane-d4 (Surr)	*111*		*80 - 120*
Dibromofluoromethane (Surr)	*106*		*80 - 120*
4-Bromofluorobenzene (Surr)	*94*		*80 - 120*
Toluene-d8 (Surr)	*106*		*80 - 120*

Method: 8015D - Gasoline Range Organics (GRO) (GC)

Lab Sample ID: MB 410-471430/5
Matrix: Water
Analysis Batch: 471430

Client Sample ID: Method Blank
Prep Type: Total/NA

Analyte	MB Result	MB Qualifier	RL	MDL	Unit	D	Prepared	Analyzed	Dil Fac
GRO (1C)	ND		0.050	0.023	mg/L			02/08/24 13:03	1

Surrogate	*MB %Recovery*	*MB Qualifier*	*Limits*	*Prepared*	*Analyzed*	*Dil Fac*
a,a,a-Trifluorotoluene (fid) (1C)	*97*		*63 - 135*		*02/08/24 13:03*	*1*

Lab Sample ID: LCS 410-471430/6
Matrix: Water
Analysis Batch: 471430

Client Sample ID: Lab Control Sample
Prep Type: Total/NA

Analyte	Spike Added	LCS Result	LCS Qualifier	Unit	D	%Rec	%Rec Limits
GRO (1C)	1.10	0.914		mg/L		83	70 - 123

Surrogate	*LCS %Recovery*	*LCS Qualifier*	*Limits*
a,a,a-Trifluorotoluene (fid) (1C)	*89*		*63 - 135*

Lab Sample ID: LCSD 410-471430/7
Matrix: Water
Analysis Batch: 471430

Client Sample ID: Lab Control Sample Dup
Prep Type: Total/NA

Analyte	Spike Added	LCSD Result	LCSD Qualifier	Unit	D	%Rec	%Rec Limits	RPD	RPD Limit
GRO (1C)	1.10	0.918		mg/L		83	70 - 123	0	30

Surrogate	*LCSD %Recovery*	*LCSD Qualifier*	*Limits*
a,a,a-Trifluorotoluene (fid) (1C)	*89*		*63 - 135*

Method: 8015D - Gasoline Range Organics (GRO) (GC) (Continued)

Lab Sample ID: MB 410-473166/5 — **Client Sample ID: Method Blank**
Matrix: Water — **Prep Type: Total/NA**
Analysis Batch: 473166

Analyte	MB Result	MB Qualifier	RL	MDL	Unit	D	Prepared	Analyzed	Dil Fac
GRO (1C)	ND		0.050	0.023	mg/L			02/14/24 12:11	1

Surrogate	*MB %Recovery*	*MB Qualifier*	*Limits*	*Prepared*	*Analyzed*	*Dil Fac*
a,a,a-Trifluorotoluene (fid) (1C)	*104*		*63 - 135*		*02/14/24 12:11*	*1*

Lab Sample ID: LCS 410-473166/6 — **Client Sample ID: Lab Control Sample**
Matrix: Water — **Prep Type: Total/NA**
Analysis Batch: 473166

Analyte	Spike Added	LCS Result	LCS Qualifier	Unit	D	%Rec	%Rec Limits
GRO (1C)	1.10	1.09		mg/L		99	70 - 123

Surrogate	*LCS %Recovery*	*LCS Qualifier*	*Limits*
a,a,a-Trifluorotoluene (fid) (1C)	*95*		*63 - 135*

Lab Sample ID: LCSD 410-473166/7 — **Client Sample ID: Lab Control Sample Dup**
Matrix: Water — **Prep Type: Total/NA**
Analysis Batch: 473166

Analyte	Spike Added	LCSD Result	LCSD Qualifier	Unit	D	%Rec	%Rec Limits	RPD	RPD Limit
GRO (1C)	1.10	1.11		mg/L		101	70 - 123	2	30

Surrogate	*LCSD %Recovery*	*LCSD Qualifier*	*Limits*
a,a,a-Trifluorotoluene (fid) (1C)	*95*		*63 - 135*

Method: 8015D - Diesel Range Organics (DRO) (GC)

Lab Sample ID: MB 410-473503/1-A — **Client Sample ID: Method Blank**
Matrix: Water — **Prep Type: Total/NA**
Analysis Batch: 474302 — **Prep Batch: 473503**

Analyte	MB Result	MB Qualifier	RL	MDL	Unit	D	Prepared	Analyzed	Dil Fac
DRO (C10-C28)	ND		72	38	ug/L		02/15/24 06:56	02/16/24 20:53	1

Surrogate	*MB %Recovery*	*MB Qualifier*	*Limits*	*Prepared*	*Analyzed*	*Dil Fac*
o- terphenyl (Surr)	*76*		*37 - 153*	*02/15/24 06:56*	*02/16/24 20:53*	*1*

Lab Sample ID: LCS 410-473503/2-A — **Client Sample ID: Lab Control Sample**
Matrix: Water — **Prep Type: Total/NA**
Analysis Batch: 474302 — **Prep Batch: 473503**

Analyte	Spike Added	LCS Result	LCS Qualifier	Unit	D	%Rec	%Rec Limits
DRO (C10-C28)	2720	1870	*-	ug/L		69	78 - 133

Surrogate	*LCS %Recovery*	*LCS Qualifier*	*Limits*
o- terphenyl (Surr)	*73*		*37 - 153*

Method: 8015D - Diesel Range Organics (DRO) (GC) (Continued)

Lab Sample ID: LCSD 410-473503/3-A — **Client Sample ID: Lab Control Sample Dup**
Matrix: Water — **Prep Type: Total/NA**
Analysis Batch: 474302 — **Prep Batch: 473503**

Analyte			Spike Added	LCSD Result	LCSD Qualifier	Unit	D	%Rec	%Rec Limits	RPD	RPD Limit
DRO (C10-C28)			2730	1920	*-	ug/L		70	78 - 133	3	20

Surrogate	*LCSD %Recovery*	*LCSD Qualifier*	*Limits*
o- terphenyl (Surr)	*75*		*37 - 153*

Lab Sample ID: MB 410-475041/1-A — **Client Sample ID: Method Blank**
Matrix: Water — **Prep Type: Total/NA**
Analysis Batch: 475157 — **Prep Batch: 475041**

Analyte	MB Result	MB Qualifier	RL	MDL	Unit	D	Prepared	Analyzed	Dil Fac
DRO (C10-C28)	ND		110	56	ug/L		02/20/24 09:25	02/20/24 15:43	1

Surrogate	*MB %Recovery*	*MB Qualifier*	*Limits*	*Prepared*	*Analyzed*	*Dil Fac*
o- terphenyl (Surr)	*110*		*37 - 153*	*02/20/24 09:25*	*02/20/24 15:43*	*1*

Lab Sample ID: LCS 410-475041/2-A — **Client Sample ID: Lab Control Sample**
Matrix: Water — **Prep Type: Total/NA**
Analysis Batch: 475157 — **Prep Batch: 475041**

Analyte			Spike Added	LCS Result	LCS Qualifier	Unit	D	%Rec	%Rec Limits		
DRO (C10-C28)			2640	3130		ug/L		119	78 - 133		

Surrogate	*LCS %Recovery*	*LCS Qualifier*	*Limits*
o- terphenyl (Surr)	*100*		*37 - 153*

Lab Sample ID: LCSD 410-475041/3-A — **Client Sample ID: Lab Control Sample Dup**
Matrix: Water — **Prep Type: Total/NA**
Analysis Batch: 475157 — **Prep Batch: 475041**

Analyte			Spike Added	LCSD Result	LCSD Qualifier	Unit	D	%Rec	%Rec Limits	RPD	RPD Limit
DRO (C10-C28)			2690	2920		ug/L		109	78 - 133	7	20

Surrogate	*LCSD %Recovery*	*LCSD Qualifier*	*Limits*
o- terphenyl (Surr)	*105*		*37 - 153*

GC/MS VOA

Analysis Batch: 472772

Lab Sample ID	Client Sample ID	Prep Type	Matrix	Method	Prep Batch
410-160059-5	MW-20A	Total/NA	Water	8260C LL	
410-160059-6	MW-11B	Total/NA	Water	8260C LL	
410-160059-7	MW-17B	Total/NA	Water	8260C LL	
410-160059-8	MW-10A	Total/NA	Water	8260C LL	
410-160059-9	MW-10B	Total/NA	Water	8260C LL	
MB 410-472772/6	Method Blank	Total/NA	Water	8260C LL	
LCS 410-472772/4	Lab Control Sample	Total/NA	Water	8260C LL	

Analysis Batch: 473398

Lab Sample ID	Client Sample ID	Prep Type	Matrix	Method	Prep Batch
410-160059-1	MW-6	Total/NA	Water	8260C LL	
410-160059-2	MW-2	Total/NA	Water	8260C LL	
410-160059-3	MW-1	Total/NA	Water	8260C LL	
410-160059-4	MW-4	Total/NA	Water	8260C LL	
MB 410-473398/6	Method Blank	Total/NA	Water	8260C LL	
LCS 410-473398/4	Lab Control Sample	Total/NA	Water	8260C LL	

GC VOA

Analysis Batch: 471430

Lab Sample ID	Client Sample ID	Prep Type	Matrix	Method	Prep Batch
410-160059-1	MW-6	Total/NA	Water	8015D	
410-160059-2	MW-2	Total/NA	Water	8015D	
410-160059-3	MW-1	Total/NA	Water	8015D	
410-160059-4	MW-4	Total/NA	Water	8015D	
410-160059-5	MW-20A	Total/NA	Water	8015D	
MB 410-471430/5	Method Blank	Total/NA	Water	8015D	
LCS 410-471430/6	Lab Control Sample	Total/NA	Water	8015D	
LCSD 410-471430/7	Lab Control Sample Dup	Total/NA	Water	8015D	

Analysis Batch: 473166

Lab Sample ID	Client Sample ID	Prep Type	Matrix	Method	Prep Batch
410-160059-6	MW-11B	Total/NA	Water	8015D	
410-160059-7	MW-17B	Total/NA	Water	8015D	
410-160059-8	MW-10A	Total/NA	Water	8015D	
410-160059-9	MW-10B	Total/NA	Water	8015D	
MB 410-473166/5	Method Blank	Total/NA	Water	8015D	
LCS 410-473166/6	Lab Control Sample	Total/NA	Water	8015D	
LCSD 410-473166/7	Lab Control Sample Dup	Total/NA	Water	8015D	

GC Semi VOA

Prep Batch: 473503

Lab Sample ID	Client Sample ID	Prep Type	Matrix	Method	Prep Batch
410-160059-1	MW-6	Total/NA	Water	3511	
410-160059-2	MW-2	Total/NA	Water	3511	
410-160059-3	MW-1	Total/NA	Water	3511	
410-160059-4	MW-4	Total/NA	Water	3511	
MB 410-473503/1-A	Method Blank	Total/NA	Water	3511	
LCS 410-473503/2-A	Lab Control Sample	Total/NA	Water	3511	
LCSD 410-473503/3-A	Lab Control Sample Dup	Total/NA	Water	3511	

GC Semi VOA

Analysis Batch: 474302

Lab Sample ID	Client Sample ID	Prep Type	Matrix	Method	Prep Batch
410-160059-1	MW-6	Total/NA	Water	8015D	473503
410-160059-2	MW-2	Total/NA	Water	8015D	473503
410-160059-3	MW-1	Total/NA	Water	8015D	473503
410-160059-4	MW-4	Total/NA	Water	8015D	473503
MB 410-473503/1-A	Method Blank	Total/NA	Water	8015D	473503
LCS 410-473503/2-A	Lab Control Sample	Total/NA	Water	8015D	473503
LCSD 410-473503/3-A	Lab Control Sample Dup	Total/NA	Water	8015D	473503

Prep Batch: 475041

Lab Sample ID	Client Sample ID	Prep Type	Matrix	Method	Prep Batch
410-160059-5	MW-20A	Total/NA	Water	3511	
410-160059-6	MW-11B	Total/NA	Water	3511	
410-160059-7	MW-17B	Total/NA	Water	3511	
410-160059-8	MW-10A	Total/NA	Water	3511	
410-160059-9	MW-10B	Total/NA	Water	3511	
MB 410-475041/1-A	Method Blank	Total/NA	Water	3511	
LCS 410-475041/2-A	Lab Control Sample	Total/NA	Water	3511	
LCSD 410-475041/3-A	Lab Control Sample Dup	Total/NA	Water	3511	

Analysis Batch: 475157

Lab Sample ID	Client Sample ID	Prep Type	Matrix	Method	Prep Batch
410-160059-5	MW-20A	Total/NA	Water	8015D	475041
410-160059-6	MW-11B	Total/NA	Water	8015D	475041
410-160059-7	MW-17B	Total/NA	Water	8015D	475041
410-160059-8	MW-10A	Total/NA	Water	8015D	475041
410-160059-9	MW-10B	Total/NA	Water	8015D	475041
MB 410-475041/1-A	Method Blank	Total/NA	Water	8015D	475041
LCS 410-475041/2-A	Lab Control Sample	Total/NA	Water	8015D	475041
LCSD 410-475041/3-A	Lab Control Sample Dup	Total/NA	Water	8015D	475041

Lab Chronicle

Client: Groundwater & Environmental Services Inc
Project/Site: High's Store No 141

Job ID: 410-160059-1

Client Sample ID: MW-6

Lab Sample ID: 410-160059-1
Date Collected: 02/05/24 12:30
Matrix: Water
Date Received: 02/07/24 17:21

Prep Type	Batch Type	Batch Method	Run	Dilution Factor	Batch Number	Analyst	Lab	Prepared or Analyzed
Total/NA	Analysis	8260C LL		1	473398	JS6E	ELLE	02/15/24 02:15
Total/NA	Analysis	8015D		1	471430	SE8S	ELLE	02/08/24 18:14
Total/NA	Prep	3511			473503	UMAD	ELLE	02/15/24 06:56
Total/NA	Analysis	8015D		1	474302	UHEW	ELLE	02/16/24 22:05

Client Sample ID: MW-2

Lab Sample ID: 410-160059-2
Date Collected: 02/05/24 13:30
Matrix: Water
Date Received: 02/07/24 17:21

Prep Type	Batch Type	Batch Method	Run	Dilution Factor	Batch Number	Analyst	Lab	Prepared or Analyzed
Total/NA	Analysis	8260C LL		1	473398	JS6E	ELLE	02/15/24 02:37
Total/NA	Analysis	8015D		1	471430	SE8S	ELLE	02/08/24 18:40
Total/NA	Prep	3511			473503	UMAD	ELLE	02/15/24 06:56
Total/NA	Analysis	8015D		1	474302	UHEW	ELLE	02/16/24 22:29

Client Sample ID: MW-1

Lab Sample ID: 410-160059-3
Date Collected: 02/05/24 14:30
Matrix: Water
Date Received: 02/07/24 17:21

Prep Type	Batch Type	Batch Method	Run	Dilution Factor	Batch Number	Analyst	Lab	Prepared or Analyzed
Total/NA	Analysis	8260C LL		1	473398	JS6E	ELLE	02/15/24 02:59
Total/NA	Analysis	8015D		1	471430	SE8S	ELLE	02/08/24 19:56
Total/NA	Prep	3511			473503	UMAD	ELLE	02/15/24 06:56
Total/NA	Analysis	8015D		1	474302	UHEW	ELLE	02/16/24 22:53

Client Sample ID: MW-4

Lab Sample ID: 410-160059-4
Date Collected: 02/05/24 15:40
Matrix: Water
Date Received: 02/07/24 17:21

Prep Type	Batch Type	Batch Method	Run	Dilution Factor	Batch Number	Analyst	Lab	Prepared or Analyzed
Total/NA	Analysis	8260C LL		1	473398	JS6E	ELLE	02/15/24 03:22
Total/NA	Analysis	8015D		1	471430	SE8S	ELLE	02/08/24 20:22
Total/NA	Prep	3511			473503	UMAD	ELLE	02/15/24 06:56
Total/NA	Analysis	8015D		1	474302	UHEW	ELLE	02/16/24 23:17

Client Sample ID: MW-20A

Lab Sample ID: 410-160059-5
Date Collected: 02/06/24 10:50
Matrix: Water
Date Received: 02/07/24 17:21

Prep Type	Batch Type	Batch Method	Run	Dilution Factor	Batch Number	Analyst	Lab	Prepared or Analyzed
Total/NA	Analysis	8260C LL		1	472772	TQ4J	ELLE	02/13/24 13:38
Total/NA	Analysis	8015D		1	471430	SE8S	ELLE	02/08/24 20:47
Total/NA	Prep	3511			475041	UMAD	ELLE	02/20/24 09:25
Total/NA	Analysis	8015D		1	475157	UHEW	ELLE	02/20/24 18:32

Lab Chronicle

Client: Groundwater & Environmental Services Inc
Project/Site: High's Store No 141

Job ID: 410-160059-1

Client Sample ID: MW-11B

Lab Sample ID: 410-160059-6

Date Collected: 02/06/24 11:50
Date Received: 02/07/24 17:21

Matrix: Water

Prep Type	Batch Type	Batch Method	Run	Dilution Factor	Batch Number	Analyst	Lab	Prepared or Analyzed
Total/NA	Analysis	8260C LL		1	472772	TQ4J	ELLE	02/13/24 13:59
Total/NA	Analysis	8015D		1	473166	SE8S	ELLE	02/14/24 15:00
Total/NA	Prep	3511			475041	UMAD	ELLE	02/20/24 09:25
Total/NA	Analysis	8015D		1	475157	UHEW	ELLE	02/20/24 18:56

Client Sample ID: MW-17B

Lab Sample ID: 410-160059-7

Date Collected: 02/06/24 12:50
Date Received: 02/07/24 17:21

Matrix: Water

Prep Type	Batch Type	Batch Method	Run	Dilution Factor	Batch Number	Analyst	Lab	Prepared or Analyzed
Total/NA	Analysis	8260C LL		1	472772	TQ4J	ELLE	02/13/24 14:20
Total/NA	Analysis	8015D		1	473166	SE8S	ELLE	02/14/24 15:25
Total/NA	Prep	3511			475041	UMAD	ELLE	02/20/24 09:25
Total/NA	Analysis	8015D		1	475157	UHEW	ELLE	02/20/24 19:20

Client Sample ID: MW-10A

Lab Sample ID: 410-160059-8

Date Collected: 02/06/24 13:50
Date Received: 02/07/24 17:21

Matrix: Water

Prep Type	Batch Type	Batch Method	Run	Dilution Factor	Batch Number	Analyst	Lab	Prepared or Analyzed
Total/NA	Analysis	8260C LL		1	472772	TQ4J	ELLE	02/13/24 14:41
Total/NA	Analysis	8015D		1	473166	SE8S	ELLE	02/14/24 15:50
Total/NA	Prep	3511			475041	UMAD	ELLE	02/20/24 09:25
Total/NA	Analysis	8015D		1	475157	UHEW	ELLE	02/20/24 19:44

Client Sample ID: MW-10B

Lab Sample ID: 410-160059-9

Date Collected: 02/06/24 14:50
Date Received: 02/07/24 17:21

Matrix: Water

Prep Type	Batch Type	Batch Method	Run	Dilution Factor	Batch Number	Analyst	Lab	Prepared or Analyzed
Total/NA	Analysis	8260C LL		1	472772	TQ4J	ELLE	02/13/24 15:02
Total/NA	Analysis	8015D		1	473166	SE8S	ELLE	02/14/24 16:16
Total/NA	Prep	3511			475041	UMAD	ELLE	02/20/24 09:25
Total/NA	Analysis	8015D		1	475157	UHEW	ELLE	02/20/24 20:08

Laboratory References:

ELLE = Eurofins Lancaster Laboratories Environment Testing, LLC, 2425 New Holland Pike, Lancaster, PA 17601, TEL (717)656-2300

Accreditation/Certification Summary

Client: Groundwater & Environmental Services Inc
Job ID: 410-160059-1
Project/Site: High's Store No 141

Laboratory: Eurofins Lancaster Laboratories Environment Testing, LLC

Unless otherwise noted, all analytes for this laboratory were covered under each accreditation/certification below.

Authority	Program	Identification Number	Expiration Date
Maryland	State	100	06-30-24

The following analytes are included in this report, but the laboratory is not certified by the governing authority. This list may include analytes for which the agency does not offer certification.

Analysis Method	Prep Method	Matrix	Analyte
8015D		Water	GRO (1C)
8015D	3511	Water	DRO (C10-C28)
8260C LL		Water	1,1,1,2-Tetrachloroethane
8260C LL		Water	1,1,1-Trichloroethane
8260C LL		Water	1,1,2,2-Tetrachloroethane
8260C LL		Water	1,1,2-Trichloroethane
8260C LL		Water	1,1-Dichloroethane
8260C LL		Water	1,1-Dichloroethene
8260C LL		Water	1,1-Dichloropropene
8260C LL		Water	1,2,3-Trichlorobenzene
8260C LL		Water	1,2,3-Trichloropropane
8260C LL		Water	1,2,4-Trichlorobenzene
8260C LL		Water	1,2,4-Trimethylbenzene
8260C LL		Water	1,2-Dibromo-3-Chloropropane
8260C LL		Water	1,2-Dibromoethane
8260C LL		Water	1,2-Dichlorobenzene
8260C LL		Water	1,2-Dichloroethane
8260C LL		Water	1,2-Dichloropropane
8260C LL		Water	1,3,5-Trimethylbenzene
8260C LL		Water	1,3-Dichlorobenzene
8260C LL		Water	1,3-Dichloropropane
8260C LL		Water	1,4-Dichlorobenzene
8260C LL		Water	2,2-Dichloropropane
8260C LL		Water	2-Chlorotoluene
8260C LL		Water	4-Chlorotoluene
8260C LL		Water	Acrylonitrile
8260C LL		Water	Benzene
8260C LL		Water	Bromobenzene
8260C LL		Water	Bromochloromethane
8260C LL		Water	Bromodichloromethane
8260C LL		Water	Bromoform
8260C LL		Water	Bromomethane
8260C LL		Water	Carbon disulfide
8260C LL		Water	Chlorobenzene
8260C LL		Water	Chloroethane
8260C LL		Water	Chloroform
8260C LL		Water	Chloromethane
8260C LL		Water	cis-1,2-Dichloroethene
8260C LL		Water	cis-1,3-Dichloropropene
8260C LL		Water	Dibromochloromethane
8260C LL		Water	Dibromomethane
8260C LL		Water	Dichlorodifluoromethane
8260C LL		Water	di-Isopropyl ether
8260C LL		Water	Ethyl t-butyl ether
8260C LL		Water	Ethylbenzene

Laboratory: Eurofins Lancaster Laboratories Environment Testing, LLC (Continued)

Unless otherwise noted, all analytes for this laboratory were covered under each accreditation/certification below.

Authority	Program	Identification Number	Expiration Date

The following analytes are included in this report, but the laboratory is not certified by the governing authority. This list may include analytes for which the agency does not offer certification.

Analysis Method	Prep Method	Matrix	Analyte
8260C LL		Water	Hexachlorobutadiene
8260C LL		Water	Isopropylbenzene
8260C LL		Water	Methyl tertiary butyl ether
8260C LL		Water	Methylene Chloride
8260C LL		Water	Naphthalene
8260C LL		Water	n-Butylbenzene
8260C LL		Water	N-Propylbenzene
8260C LL		Water	p-Isopropyltoluene
8260C LL		Water	sec-Butylbenzene
8260C LL		Water	Styrene
8260C LL		Water	t-Amyl methyl ether
8260C LL		Water	t-Butyl alcohol
8260C LL		Water	tert-Butylbenzene
8260C LL		Water	Tetrachloroethene
8260C LL		Water	Toluene
8260C LL		Water	trans-1,2-Dichloroethene
8260C LL		Water	trans-1,3-Dichloropropene
8260C LL		Water	trans-1,4-Dichloro-2-butene
8260C LL		Water	Trichloroethene
8260C LL		Water	Trichlorofluoromethane
8260C LL		Water	Vinyl chloride
8260C LL		Water	Xylenes, Total

Method Summary

Client: Groundwater & Environmental Services Inc
Project/Site: High's Store No 141

Job ID: 410-160059-1

Method	Method Description	Protocol	Laboratory
8260C LL	Volatile Organic Compounds by GC/MS	SW846	ELLE
8015D	Gasoline Range Organics (GRO) (GC)	SW846	ELLE
8015D	Diesel Range Organics (DRO) (GC)	SW846	ELLE
3511	Microextraction of Organic Compounds	SW846	ELLE
5030B	Purge and Trap	SW846	ELLE
5030C	Purge and Trap	SW846	ELLE

Protocol References:

SW846 = "Test Methods For Evaluating Solid Waste, Physical/Chemical Methods", Third Edition, November 1986 And Its Updates.

Laboratory References:

ELLE = Eurofins Lancaster Laboratories Environment Testing, LLC, 2425 New Holland Pike, Lancaster, PA 17601, TEL (717)656-2300

Sample Summary

Client: Groundwater & Environmental Services Inc
Project/Site: High's Store No 141

Job ID: 410-160059-1

Lab Sample ID	Client Sample ID	Matrix	Collected	Received
410-160059-1	MW-6	Water	02/05/24 12:30	02/07/24 17:21
410-160059-2	MW-2	Water	02/05/24 13:30	02/07/24 17:21
410-160059-3	MW-1	Water	02/05/24 14:30	02/07/24 17:21
410-160059-4	MW-4	Water	02/05/24 15:40	02/07/24 17:21
410-160059-5	MW-20A	Water	02/06/24 10:50	02/07/24 17:21
410-160059-6	MW-11B	Water	02/06/24 11:50	02/07/24 17:21
410-160059-7	MW-17B	Water	02/06/24 12:50	02/07/24 17:21
410-160059-8	MW-10A	Water	02/06/24 13:50	02/07/24 17:21
410-160059-9	MW-10B	Water	02/06/24 14:50	02/07/24 17:21

Environmental Analysis Request/Chain of Custody

eurofins

410-160059 Chain of Custody

Acct. # _____ Group # _____ Sample # _____

Client:	Groundwater & Env. Services, Inc.
Project Name/#:	High's Store No. 141
Site ID #:	
Project Manager:	Peter Reichardt
P.O. #:	0403465/06/206
Sampler:	Jeff Plummer
PWSID #:	
Phone #:	800-220-3606 x 3726
Quote #:	
State where sample(s) were collected:	19200 Middletown Rd, Parkton, MD

Matrix: ☐ Sediment ☐ Soil ☑ Ground ☐ Potable ☐ Surface ☐ NPDES ☐ Water ☐ Other:

Analyses Requested — Preservation Codes

Sample Identification	Collection Date	Collection Time	Grab	Composite	Total # of Containers	Full Suite VOCs plus oxygenates and Napthalene (8260) (H)	TPH-GRO (8015B) (H)	TPH-DRO (8015B) (H)
MW-6	2-5-24	1230	X		7	X	X	X
MW-2	↓	1330	↓	↓	↓	↓	↓	↓
MW-1	↓	1430	↓	↓	↓	↓	↓	↓
MW-4	2-5-24	1540	↓	↓	↓	↓	↓	↓
MW-20A	2-6-24	1050	↓	↓	↓	↓	↓	↓
MW-11B	↓	1150	↓	↓	↓	↓	↓	↓
MW-17B	↓	1250	↓	↓	↓	↓	↓	↓
MW-10A	↓	1350	↓	↓	↓	↓	↓	↓
MW-10B	2-6-24	1450	X	X	7	X	X	X

For Lab Use Only
SF #: _____
SCR #: _____

Preservation Codes: H = HCl, T = Thiosulfate, N = HNO_3, B = NaOH, S = H_2SO_4, P = H_3PO_4, O = Other

Remarks:
EQEDD file name:
High's Store No 141-
lab report #.17962.
EQEDD.zip
Send invoice to:
ges-invoices@
gesonline.com &
include PO #

Turnaround Time Requested (TAT) (please check): Standard ☑ Rush ☐
(Rush TAT is subject to laboratory approval and surcharges.)

Date results are needed:
Rush results requested by (please check): E-Mail ☑ Phone ☐
E-mail Address: midatlantic@gesonline.com & ges@equisonline.com
Phone:

Data Package Options (please check if required)
Type I (Validation/non-CLP) ☐ MA MCP ☐
Type III (Reduced non-CLP) ☐ CT RCP ☐
Type VI (Raw Data Only) ☐ TX TRRP-13 ☐
NYSDEC Category ☐ A or ☐ B

EDD Required? Yes ☑ No ☐ If yes, format: GES EQEDD
EQEDD Name: High's Store No 141-lab report #.17962.EQEDD.zip

Relinquished by:	Date	Time	Received by:	Date	Time
Jeff Plummer	2-7-24	0800	Denise Woody	2-7-24	0800
Denise Woody	2-7-24	1418	[illegible]	2/7/24	14:18
[illegible]	2/7/24	17:21			

Relinquished by Commercial Carrier:
UPS _____ FedEx _____ Other _____

Temperature upon receipt Raw 2.1 corr 2.1 °C

Eurofins Lancaster Laboratories Environmental, LLC • 2425 New Holland Pike, Lancaster, PA 17601 • 717-656-2300

7045 0614

NK

Login Sample Receipt Checklist

Client: Groundwater & Environmental Services Inc

Job Number: 410-160059-1

Login Number: 160059

List Source: Eurofins Lancaster Laboratories Environment Testing, LLC

List Number: 1

Creator: Kanagy, Nicholas

Question	Answer	Comment
The cooler's custody seal is intact.	N/A	
The cooler or samples do not appear to have been compromised or tampered with.	True	
Samples were received on ice.	True	
Cooler Temperature acceptable,where thermal pres is required(</=6C, not frozen).	True	
Cooler Temperature is recorded.	True	
WV:Container Temp acceptable,where thermal pres is required (</=6C, not frozen).	N/A	
WV: Container Temperature is recorded.	N/A	
COC is present.	True	
COC is filled out in ink and legible.	True	
COC is filled out with all pertinent information.	True	
There are no discrepancies between the containers received and the COC.	True	
Sample containers have legible labels.	True	
Containers are not broken or leaking.	True	
Sample collection date/times are provided.	True	
Appropriate sample containers are used.	True	
Sample bottles are completely filled.	True	
There is sufficient vol. for all requested analyses.	True	
Is the Field Sampler's name present on COC?	True	
Sample custody seals are intact.	N/A	
VOA sample vials do not have headspace >6mm in diameter (none, if from WV)?	True	

eurofins | Environment Testing

ANALYTICAL REPORT

PREPARED FOR

Attn: Peter Reichardt
Groundwater & Environmental Services Inc
1350 Blair Drive
Suite H-2
Odenton, Maryland 21113

Generated 12/15/2023 12:58:16 AM

JOB DESCRIPTION

High's Store No 141

JOB NUMBER

410-153675-1

Eurofins Lancaster Laboratories Environment Testing, LLC
2425 New Holland Pike
Lancaster PA 17601

See page two for job notes and contact information.

my EOL

Eurofins Lancaster Laboratories Environment Testing, LLC

Job Notes

This report may not be reproduced except in full, and with written approval from the laboratory. The results relate only to the samples tested. For questions please contact the Project Manager at the e-mail address or telephone number listed on this page.

Analytical test results meet all requirements of the associated regulatory program (i.e., NELAC (TNI), DoD, and ISO 17025) unless otherwise noted under the individual analysis.

Authorization

Generated
12/15/2023 12:58:16 AM

Authorized for release by
Amek Carter, Project Manager
Loran.Carter@et.eurofinsus.com
(717)556-7252

Compliance Statement

Analytical test results meet all requirements of the associated regulatory program (e.g., NELAC (TNI), DoD, and ISO 17025) unless otherwise noted under the individual analysis. Data qualifiers are applied to note exceptions. Noncompliant quality control (QC) is further explained in narrative comments.
· QC results that exceed the upper limits and are associated with non-detect samples are qualified but further narration is not required since the bias is high and does not change a non-detect result. Further narration is also not required with QC blank detection when the associated sample concentration is non-detect or more than ten times the level in the blank.
· Matrix QC may not be reported if insufficient sample or site-specific QC samples were not submitted. In these situations, to demonstrate precision and accuracy at a batch level, a LCS/LCSD is performed, unless otherwise specified in the method.
· Surrogate and/or isotope dilution analyte recoveries (if applicable) which are outside of the QC window are confirmed unless attributed to a dilution or otherwise noted in the narrative.
Regulated compliance samples (e.g. SDWA, NPDES) must comply with the associated agency requirements/permits.

Measurement uncertainty values, as applicable, are available upon request.

Test results relate only to the sample tested. Clients should be aware that a critical step in a chemical or microbiological analysis is the collection of the sample. Unless the sample analyzed is truly representative of the bulk of material involved, the test results will be meaningless. If you have questions regarding the proper techniques of collecting samples, please contact us. We cannot be held responsible for sample integrity, however, unless sampling has been performed by a member of our staff. Times are local to the area of activity. Parameters listed in the 40 CFR Part 136 Table II as "analyze immediately" and tested in the laboratory are not performed within 15 minutes of collection.

This report shall not be reproduced except in full, without the written approval of the laboratory.

WARRANTY AND LIMITS OF LIABILITY - In accepting analytical work, we warrant the accuracy of test results for the sample as submitted. The foregoing express warranty is exclusive and is given in lieu of all other warranties, expressed or implied, except as otherwise agreed. We disclaim any other warranties, expressed or implied, including a warranty of fitness for particular purpose and warranty of merchantability. In no event shall Eurofins Lancaster Laboratories Environmental, LLC be liable for indirect, special, consequential, or incidental damages including, but not limited to, damages for loss of profit or goodwill regardless of (A) the negligence (either sole or concurrent) of Eurofins Lancaster Laboratories Environmental and (B) whether Eurofins Lancaster Laboratories Environmental has been informed of the possibility of such damages. We accept no legal responsibility for the purposes for which the client uses the test results. Except as otherwise agreed, no purchase order or other order for work shall be accepted by Eurofins Lancaster Laboratories Environmental which includes any conditions that vary from the Standard Terms and Conditions, and Eurofins Lancaster Laboratories Environmental hereby objects to any conflicting terms contained in any acceptance or order submitted by client.

Table of Contents

Cover Page 1
Table of Contents 4
Definitions/Glossary 5
Case Narrative 6
Detection Summary 7
Client Sample Results 8
Surrogate Summary 24
QC Sample Results 26
QC Association Summary 38
Lab Chronicle 40
Certification Summary 42
Method Summary 44
Sample Summary 45
Chain of Custody 46
Receipt Checklists 47

Definitions/Glossary

Client: Groundwater & Environmental Services Inc
Job ID: 410-153675-1
Project/Site: High's Store No 141

Qualifiers

GC/MS VOA

Qualifier	Qualifier Description
cn	Refer to Case Narrative for further detail
J	Result is less than the RL but greater than or equal to the MDL and the concentration is an approximate value.

Glossary

Abbreviation	These commonly used abbreviations may or may not be present in this report.
¤	Listed under the "D" column to designate that the result is reported on a dry weight basis
%R	Percent Recovery
CFL	Contains Free Liquid
CFU	Colony Forming Unit
CNF	Contains No Free Liquid
DER	Duplicate Error Ratio (normalized absolute difference)
Dil Fac	Dilution Factor
DL	Detection Limit (DoD/DOE)
DL, RA, RE, IN	Indicates a Dilution, Re-analysis, Re-extraction, or additional Initial metals/anion analysis of the sample
DLC	Decision Level Concentration (Radiochemistry)
EDL	Estimated Detection Limit (Dioxin)
LOD	Limit of Detection (DoD/DOE)
LOQ	Limit of Quantitation (DoD/DOE)
MCL	EPA recommended "Maximum Contaminant Level"
MDA	Minimum Detectable Activity (Radiochemistry)
MDC	Minimum Detectable Concentration (Radiochemistry)
MDL	Method Detection Limit
ML	Minimum Level (Dioxin)
MPN	Most Probable Number
MQL	Method Quantitation Limit
NC	Not Calculated
ND	Not Detected at the reporting limit (or MDL or EDL if shown)
NEG	Negative / Absent
POS	Positive / Present
PQL	Practical Quantitation Limit
PRES	Presumptive
QC	Quality Control
RER	Relative Error Ratio (Radiochemistry)
RL	Reporting Limit or Requested Limit (Radiochemistry)
RPD	Relative Percent Difference, a measure of the relative difference between two points
TEF	Toxicity Equivalent Factor (Dioxin)
TEQ	Toxicity Equivalent Quotient (Dioxin)
TNTC	Too Numerous To Count

Job ID: 410-153675-1

Laboratory: Eurofins Lancaster Laboratories Environment Testing, LLC

Narrative

Job Narrative
410-153675-1

Analytical test results meet all requirements of the associated regulatory program listed on the Accreditation/Certification Summary Page unless otherwise noted under the individual analysis. Data qualifiers are applied to indicate exceptions. Noncompliant quality control (QC) is further explained in narrative comments.

Matrix QC may not be reported if insufficient sample or site-specific QC samples were not submitted. In these situations, to demonstrate precision and accuracy at a batch level, a LCS/LCSD may be performed, unless otherwise specified in the method.
Surrogate and/or isotope dilution analyte recoveries (if applicable) which are outside of the QC window are confirmed unless attributed to a dilution or otherwise noted in the narrative.

Regulated compliance samples (e.g. SDWA, NPDES) must comply with the associated agency requirements/permits.

Receipt
The samples were received on 12/6/2023 6:06 PM. Unless otherwise noted below, the samples arrived in good condition, and, where required, properly preserved and on ice. The temperature of the cooler at receipt time was 5.5°C

Receipt Exceptions
A trip blank was not submitted for analysis with this sample shipment; and was not listed on the Chain of Custody (COC).

GC/MS VOA
Method 8260C_LL: The preservative used in the sample containers provided is not compatible with one of the Method 8260 analytes requested. The following samples were received preserved with hydrochloric acid: MW-6 (410-153675-1), MW-1 (410-153675-2), MW-2 (410-153675-3) and MW-4 (410-153675-4). The requested target analyte list includes Acrylonitrile , an acid-labile compound that degrades in an acidic medium.

Method 8260C_LL: The continuing calibration verification (CCV) associated with batch 410-453749 recovered outside acceptance criteria, low biased, for Dichlorodifluoromethane and t-Butyl alcohol. A reporting limit (RL) standard was analyzed, and the target analyte was detected. Non-detections of the affected analytes are reported. Any detections are considered estimated.

Method 8260C_LL: The preservative used in the sample containers provided is not compatible with one of the Method 8260 analytes requested. The following samples were received preserved with hydrochloric acid: MW-20A (410-153675-5), MW-11B (410-153675-6), MW-10A (410-153675-7) and MW-10B (410-153675-8). The requested target analyte list includes Acrylonitrile , an acid-labile compound that degrades in an acidic medium.

No additional analytical or quality issues were noted, other than those described above or in the Definitions/ Glossary page.

Gasoline Range Organics
No additional analytical or quality issues were noted, other than those described above or in the Definitions/ Glossary page.

Diesel Range Organics
No additional analytical or quality issues were noted, other than those described above or in the Definitions/ Glossary page.

Detection Summary

Client: Groundwater & Environmental Services Inc
Project/Site: High's Store No 141

Job ID: 410-153675-1

Client Sample ID: MW-6 — Lab Sample ID: 410-153675-1

Analyte	Result	Qualifier	RL	MDL	Unit	Dil Fac	D	Method	Prep Type
Methyl tertiary butyl ether	0.27	J	0.50	0.080	ug/L	1		8260C LL	Total/NA

Client Sample ID: MW-1 — Lab Sample ID: 410-153675-2

Analyte	Result	Qualifier	RL	MDL	Unit	Dil Fac	D	Method	Prep Type
Methyl tertiary butyl ether	0.098	J	0.50	0.080	ug/L	1		8260C LL	Total/NA

Client Sample ID: MW-2 — Lab Sample ID: 410-153675-3

No Detections.

Client Sample ID: MW-4 — Lab Sample ID: 410-153675-4

Analyte	Result	Qualifier	RL	MDL	Unit	Dil Fac	D	Method	Prep Type
Methyl tertiary butyl ether	0.40	J	0.50	0.080	ug/L	1		8260C LL	Total/NA

Client Sample ID: MW-20A — Lab Sample ID: 410-153675-5

Analyte	Result	Qualifier	RL	MDL	Unit	Dil Fac	D	Method	Prep Type
Methyl tertiary butyl ether	0.40	J	0.50	0.080	ug/L	1		8260C LL	Total/NA

Client Sample ID: MW-11B — Lab Sample ID: 410-153675-6

Analyte	Result	Qualifier	RL	MDL	Unit	Dil Fac	D	Method	Prep Type
Methyl tertiary butyl ether	0.27	J	0.50	0.080	ug/L	1		8260C LL	Total/NA

Client Sample ID: MW-10A — Lab Sample ID: 410-153675-7

Analyte	Result	Qualifier	RL	MDL	Unit	Dil Fac	D	Method	Prep Type
Methyl tertiary butyl ether	1.6		0.50	0.080	ug/L	1		8260C LL	Total/NA

Client Sample ID: MW-10B — Lab Sample ID: 410-153675-8

Analyte	Result	Qualifier	RL	MDL	Unit	Dil Fac	D	Method	Prep Type
Toluene	0.33	J	0.50	0.080	ug/L	1		8260C LL	Total/NA
Methyl tertiary butyl ether	1.5		0.50	0.080	ug/L	1		8260C LL	Total/NA
Benzene	0.14	J	0.50	0.10	ug/L	1		8260C LL	Total/NA

This Detection Summary does not include radiochemical test results.

Client: Groundwater & Environmental Services Inc
Project/Site: High's Store No 141

Job ID: 410-153675-1

Client Sample ID: MW-6

Date Collected: 12/04/23 10:25
Date Received: 12/06/23 18:06

Lab Sample ID: 410-153675-1

Matrix: Water

Method: SW846 8260C LL - Volatile Organic Compounds by GC/MS

Analyte	Result	Qualifier	RL	MDL	Unit	D	Prepared	Analyzed	Dil Fac
1,1,1,2-Tetrachloroethane	ND		0.50	0.070	ug/L			12/12/23 03:33	1
cis-1,3-Dichloropropene	ND		0.50	0.10	ug/L			12/12/23 03:33	1
trans-1,3-Dichloropropene	ND		0.50	0.080	ug/L			12/12/23 03:33	1
Ethylbenzene	ND		0.50	0.080	ug/L			12/12/23 03:33	1
Styrene	ND		0.50	0.070	ug/L			12/12/23 03:33	1
1,4-Dichlorobenzene	ND		0.50	0.070	ug/L			12/12/23 03:33	1
1,2-Dibromoethane	ND		0.50	0.080	ug/L			12/12/23 03:33	1
1,1-Dichloropropene	ND		0.50	0.10	ug/L			12/12/23 03:33	1
1,2-Dichloroethane	ND		0.50	0.070	ug/L			12/12/23 03:33	1
1,2,3-Trichlorobenzene	ND		0.50	0.070	ug/L			12/12/23 03:33	1
1,2,3-Trichloropropane	ND		1.0	0.10	ug/L			12/12/23 03:33	1
Toluene	ND		0.50	0.080	ug/L			12/12/23 03:33	1
Chlorobenzene	ND		0.50	0.070	ug/L			12/12/23 03:33	1
1,2,4-Trimethylbenzene	ND		0.50	0.080	ug/L			12/12/23 03:33	1
1,2,4-Trichlorobenzene	ND		0.50	0.070	ug/L			12/12/23 03:33	1
Dibromochloromethane	ND		0.50	0.080	ug/L			12/12/23 03:33	1
Xylenes, Total	ND		1.0	0.070	ug/L			12/12/23 03:33	1
Tetrachloroethene	ND		0.50	0.20	ug/L			12/12/23 03:33	1
cis-1,2-Dichloroethene	ND		0.50	0.080	ug/L			12/12/23 03:33	1
trans-1,2-Dichloroethene	ND		0.50	0.10	ug/L			12/12/23 03:33	1
Methyl tertiary butyl ether	**0.27**	**J**	0.50	0.080	ug/L			12/12/23 03:33	1
1,3,5-Trimethylbenzene	ND		0.50	0.080	ug/L			12/12/23 03:33	1
1,3-Dichlorobenzene	ND		0.50	0.070	ug/L			12/12/23 03:33	1
1,3-Dichloropropane	ND		0.50	0.080	ug/L			12/12/23 03:33	1
Chloroform	ND		0.50	0.090	ug/L			12/12/23 03:33	1
Benzene	ND		0.50	0.10	ug/L			12/12/23 03:33	1
1,1,1-Trichloroethane	ND		0.50	0.080	ug/L			12/12/23 03:33	1
Bromomethane	ND		0.50	0.10	ug/L			12/12/23 03:33	1
Chloromethane	ND		0.50	0.10	ug/L			12/12/23 03:33	1
Chloroethane	ND		0.50	0.10	ug/L			12/12/23 03:33	1
2,2-Dichloropropane	ND		0.50	0.10	ug/L			12/12/23 03:33	1
Vinyl chloride	ND		0.50	0.10	ug/L			12/12/23 03:33	1
Methylene Chloride	ND		0.50	0.20	ug/L			12/12/23 03:33	1
Carbon disulfide	ND		1.0	0.10	ug/L			12/12/23 03:33	1
Bromoform	ND		1.0	0.30	ug/L			12/12/23 03:33	1
Bromodichloromethane	ND		0.50	0.080	ug/L			12/12/23 03:33	1
1,1-Dichloroethane	ND		0.50	0.10	ug/L			12/12/23 03:33	1
2-Chlorotoluene	ND		0.50	0.080	ug/L			12/12/23 03:33	1
1,1-Dichloroethene	ND		0.50	0.10	ug/L			12/12/23 03:33	1
Trichlorofluoromethane	ND		0.50	0.10	ug/L			12/12/23 03:33	1
4-Chlorotoluene	ND		0.50	0.080	ug/L			12/12/23 03:33	1
Dichlorodifluoromethane	ND		0.50	0.10	ug/L			12/12/23 03:33	1
1,2-Dichloropropane	ND		0.50	0.10	ug/L			12/12/23 03:33	1
1,1,2-Trichloroethane	ND		0.50	0.080	ug/L			12/12/23 03:33	1
Acrylonitrile	ND	cn	5.0	0.40	ug/L			12/12/23 03:33	1
Trichloroethene	ND		0.50	0.080	ug/L			12/12/23 03:33	1
1,1,2,2-Tetrachloroethane	ND		0.50	0.10	ug/L			12/12/23 03:33	1
1,2-Dichlorobenzene	ND		0.50	0.070	ug/L			12/12/23 03:33	1
1,2-Dibromo-3-Chloropropane	ND		0.50	0.10	ug/L			12/12/23 03:33	1

Client Sample ID: MW-6

Lab Sample ID: 410-153675-1

Date Collected: 12/04/23 10:25

Matrix: Water

Date Received: 12/06/23 18:06

Method: SW846 8260C LL - Volatile Organic Compounds by GC/MS (Continued)

Analyte	Result	Qualifier	RL	MDL	Unit	D	Prepared	Analyzed	Dil Fac
Bromobenzene	ND		0.50	0.080	ug/L			12/12/23 03:33	1
Bromochloromethane	ND		0.50	0.080	ug/L			12/12/23 03:33	1
Isopropylbenzene	ND		0.50	0.080	ug/L			12/12/23 03:33	1
Dibromomethane	ND		0.50	0.080	ug/L			12/12/23 03:33	1
di-Isopropyl ether	ND		0.50	0.10	ug/L			12/12/23 03:33	1
Ethyl t-butyl ether	ND		0.50	0.080	ug/L			12/12/23 03:33	1
Hexachlorobutadiene	ND		0.50	0.080	ug/L			12/12/23 03:33	1
Naphthalene	ND		0.50	0.080	ug/L			12/12/23 03:33	1
n-Butylbenzene	ND		0.50	0.080	ug/L			12/12/23 03:33	1
N-Propylbenzene	ND		0.50	0.10	ug/L			12/12/23 03:33	1
p-Isopropyltoluene	ND		0.50	0.080	ug/L			12/12/23 03:33	1
sec-Butylbenzene	ND		0.50	0.10	ug/L			12/12/23 03:33	1
t-Amyl methyl ether	ND		0.50	0.20	ug/L			12/12/23 03:33	1
t-Butyl alcohol	ND		10	3.0	ug/L			12/12/23 03:33	1
tert-Butylbenzene	ND		0.50	0.080	ug/L			12/12/23 03:33	1
trans-1,4-Dichloro-2-butene	ND		5.0	2.0	ug/L			12/12/23 03:33	1

Surrogate	*%Recovery*	*Qualifier*	*Limits*	*Prepared*	*Analyzed*	*Dil Fac*
1,2-Dichloroethane-d4 (Surr)	*99*		*80 - 120*		*12/12/23 03:33*	*1*
Dibromofluoromethane (Surr)	*101*		*80 - 120*		*12/12/23 03:33*	*1*
4-Bromofluorobenzene (Surr)	*89*		*80 - 120*		*12/12/23 03:33*	*1*
Toluene-d8 (Surr)	*95*		*80 - 120*		*12/12/23 03:33*	*1*

Method: SW846 8015D - Gasoline Range Organics (GRO) (GC)

Analyte	Result	Qualifier	RL	MDL	Unit	D	Prepared	Analyzed	Dil Fac
GRO (1C)	ND		0.050	0.023	mg/L			12/11/23 22:06	1

Surrogate	*%Recovery*	*Qualifier*	*Limits*	*Prepared*	*Analyzed*	*Dil Fac*
a,a,a-Trifluorotoluene (fid) (1C)	*105*		*63 - 135*		*12/11/23 22:06*	*1*

Method: SW846 8015D - Diesel Range Organics (DRO) (GC)

Analyte	Result	Qualifier	RL	MDL	Unit	D	Prepared	Analyzed	Dil Fac
DRO (C10-C28)	ND		110	57	ug/L		12/13/23 07:22	12/14/23 00:32	1

Surrogate	*%Recovery*	*Qualifier*	*Limits*	*Prepared*	*Analyzed*	*Dil Fac*
o- terphenyl (Surr)	*117*		*37 - 153*	*12/13/23 07:22*	*12/14/23 00:32*	*1*

Client Sample Results

Client: Groundwater & Environmental Services Inc
Project/Site: High's Store No 141

Job ID: 410-153675-1

Client Sample ID: MW-1

Date Collected: 12/04/23 11:15
Date Received: 12/06/23 18:06

Lab Sample ID: 410-153675-2

Matrix: Water

Method: SW846 8260C LL - Volatile Organic Compounds by GC/MS

Analyte	Result	Qualifier	RL	MDL	Unit	D	Prepared	Analyzed	Dil Fac
1,1,1,2-Tetrachloroethane	ND		0.50	0.070	ug/L			12/12/23 03:54	1
cis-1,3-Dichloropropene	ND		0.50	0.10	ug/L			12/12/23 03:54	1
trans-1,3-Dichloropropene	ND		0.50	0.080	ug/L			12/12/23 03:54	1
Ethylbenzene	ND		0.50	0.080	ug/L			12/12/23 03:54	1
Styrene	ND		0.50	0.070	ug/L			12/12/23 03:54	1
1,4-Dichlorobenzene	ND		0.50	0.070	ug/L			12/12/23 03:54	1
1,2-Dibromoethane	ND		0.50	0.080	ug/L			12/12/23 03:54	1
1,1-Dichloropropene	ND		0.50	0.10	ug/L			12/12/23 03:54	1
1,2-Dichloroethane	ND		0.50	0.070	ug/L			12/12/23 03:54	1
1,2,3-Trichlorobenzene	ND		0.50	0.070	ug/L			12/12/23 03:54	1
1,2,3-Trichloropropane	ND		1.0	0.10	ug/L			12/12/23 03:54	1
Toluene	ND		0.50	0.080	ug/L			12/12/23 03:54	1
Chlorobenzene	ND		0.50	0.070	ug/L			12/12/23 03:54	1
1,2,4-Trimethylbenzene	ND		0.50	0.080	ug/L			12/12/23 03:54	1
1,2,4-Trichlorobenzene	ND		0.50	0.070	ug/L			12/12/23 03:54	1
Dibromochloromethane	ND		0.50	0.080	ug/L			12/12/23 03:54	1
Xylenes, Total	ND		1.0	0.070	ug/L			12/12/23 03:54	1
Tetrachloroethene	ND		0.50	0.20	ug/L			12/12/23 03:54	1
cis-1,2-Dichloroethene	ND		0.50	0.080	ug/L			12/12/23 03:54	1
trans-1,2-Dichloroethene	ND		0.50	0.10	ug/L			12/12/23 03:54	1
Methyl tertiary butyl ether	**0.098**	**J**	0.50	0.080	ug/L			12/12/23 03:54	1
1,3,5-Trimethylbenzene	ND		0.50	0.080	ug/L			12/12/23 03:54	1
1,3-Dichlorobenzene	ND		0.50	0.070	ug/L			12/12/23 03:54	1
1,3-Dichloropropane	ND		0.50	0.080	ug/L			12/12/23 03:54	1
Chloroform	ND		0.50	0.090	ug/L			12/12/23 03:54	1
Benzene	ND		0.50	0.10	ug/L			12/12/23 03:54	1
1,1,1-Trichloroethane	ND		0.50	0.080	ug/L			12/12/23 03:54	1
Bromomethane	ND		0.50	0.10	ug/L			12/12/23 03:54	1
Chloromethane	ND		0.50	0.10	ug/L			12/12/23 03:54	1
Chloroethane	ND		0.50	0.10	ug/L			12/12/23 03:54	1
2,2-Dichloropropane	ND		0.50	0.10	ug/L			12/12/23 03:54	1
Vinyl chloride	ND		0.50	0.10	ug/L			12/12/23 03:54	1
Methylene Chloride	ND		0.50	0.20	ug/L			12/12/23 03:54	1
Carbon disulfide	ND		1.0	0.10	ug/L			12/12/23 03:54	1
Bromoform	ND		1.0	0.30	ug/L			12/12/23 03:54	1
Bromodichloromethane	ND		0.50	0.080	ug/L			12/12/23 03:54	1
1,1-Dichloroethane	ND		0.50	0.10	ug/L			12/12/23 03:54	1
2-Chlorotoluene	ND		0.50	0.080	ug/L			12/12/23 03:54	1
1,1-Dichloroethene	ND		0.50	0.10	ug/L			12/12/23 03:54	1
Trichlorofluoromethane	ND		0.50	0.10	ug/L			12/12/23 03:54	1
4-Chlorotoluene	ND		0.50	0.080	ug/L			12/12/23 03:54	1
Dichlorodifluoromethane	ND		0.50	0.10	ug/L			12/12/23 03:54	1
1,2-Dichloropropane	ND		0.50	0.10	ug/L			12/12/23 03:54	1
1,1,2-Trichloroethane	ND		0.50	0.080	ug/L			12/12/23 03:54	1
Acrylonitrile	ND	cn	5.0	0.40	ug/L			12/12/23 03:54	1
Trichloroethene	ND		0.50	0.080	ug/L			12/12/23 03:54	1
1,1,2,2-Tetrachloroethane	ND		0.50	0.10	ug/L			12/12/23 03:54	1
1,2-Dichlorobenzene	ND		0.50	0.070	ug/L			12/12/23 03:54	1
1,2-Dibromo-3-Chloropropane	ND		0.50	0.10	ug/L			12/12/23 03:54	1

Client Sample ID: MW-1

Lab Sample ID: 410-153675-2

Date Collected: 12/04/23 11:15

Matrix: Water

Date Received: 12/06/23 18:06

Method: SW846 8260C LL - Volatile Organic Compounds by GC/MS (Continued)

Analyte	Result	Qualifier	RL	MDL	Unit	D	Prepared	Analyzed	Dil Fac
Bromobenzene	ND		0.50	0.080	ug/L			12/12/23 03:54	1
Bromochloromethane	ND		0.50	0.080	ug/L			12/12/23 03:54	1
Isopropylbenzene	ND		0.50	0.080	ug/L			12/12/23 03:54	1
Dibromomethane	ND		0.50	0.080	ug/L			12/12/23 03:54	1
di-Isopropyl ether	ND		0.50	0.10	ug/L			12/12/23 03:54	1
Ethyl t-butyl ether	ND		0.50	0.080	ug/L			12/12/23 03:54	1
Hexachlorobutadiene	ND		0.50	0.080	ug/L			12/12/23 03:54	1
Naphthalene	ND		0.50	0.080	ug/L			12/12/23 03:54	1
n-Butylbenzene	ND		0.50	0.080	ug/L			12/12/23 03:54	1
N-Propylbenzene	ND		0.50	0.10	ug/L			12/12/23 03:54	1
p-Isopropyltoluene	ND		0.50	0.080	ug/L			12/12/23 03:54	1
sec-Butylbenzene	ND		0.50	0.10	ug/L			12/12/23 03:54	1
t-Amyl methyl ether	ND		0.50	0.20	ug/L			12/12/23 03:54	1
t-Butyl alcohol	ND		10	3.0	ug/L			12/12/23 03:54	1
tert-Butylbenzene	ND		0.50	0.080	ug/L			12/12/23 03:54	1
trans-1,4-Dichloro-2-butene	ND		5.0	2.0	ug/L			12/12/23 03:54	1

Surrogate	*%Recovery*	*Qualifier*	*Limits*	*Prepared*	*Analyzed*	*Dil Fac*
1,2-Dichloroethane-d4 (Surr)	*100*		*80 - 120*		*12/12/23 03:54*	*1*
Dibromofluoromethane (Surr)	*101*		*80 - 120*		*12/12/23 03:54*	*1*
4-Bromofluorobenzene (Surr)	*89*		*80 - 120*		*12/12/23 03:54*	*1*
Toluene-d8 (Surr)	*95*		*80 - 120*		*12/12/23 03:54*	*1*

Method: SW846 8015D - Gasoline Range Organics (GRO) (GC)

Analyte	Result	Qualifier	RL	MDL	Unit	D	Prepared	Analyzed	Dil Fac
GRO (1C)	ND		0.050	0.023	mg/L			12/11/23 22:32	1

Surrogate	*%Recovery*	*Qualifier*	*Limits*	*Prepared*	*Analyzed*	*Dil Fac*
a,a,a-Trifluorotoluene (fid) (1C)	*101*		*63 - 135*		*12/11/23 22:32*	*1*

Method: SW846 8015D - Diesel Range Organics (DRO) (GC)

Analyte	Result	Qualifier	RL	MDL	Unit	D	Prepared	Analyzed	Dil Fac
DRO (C10-C28)	ND		110	57	ug/L		12/13/23 07:22	12/14/23 00:56	1

Surrogate	*%Recovery*	*Qualifier*	*Limits*	*Prepared*	*Analyzed*	*Dil Fac*
o- terphenyl (Surr)	*116*		*37 - 153*	*12/13/23 07:22*	*12/14/23 00:56*	*1*

Client: Groundwater & Environmental Services Inc
Project/Site: High's Store No 141

Job ID: 410-153675-1

Client Sample ID: MW-2

Lab Sample ID: 410-153675-3

Date Collected: 12/04/23 12:05
Date Received: 12/06/23 18:06

Matrix: Water

Method: SW846 8260C LL - Volatile Organic Compounds by GC/MS

Analyte	Result	Qualifier	RL	MDL	Unit	D	Prepared	Analyzed	Dil Fac
1,1,1,2-Tetrachloroethane	ND		0.50	0.070	ug/L			12/12/23 04:15	1
cis-1,3-Dichloropropene	ND		0.50	0.10	ug/L			12/12/23 04:15	1
trans-1,3-Dichloropropene	ND		0.50	0.080	ug/L			12/12/23 04:15	1
Ethylbenzene	ND		0.50	0.080	ug/L			12/12/23 04:15	1
Styrene	ND		0.50	0.070	ug/L			12/12/23 04:15	1
1,4-Dichlorobenzene	ND		0.50	0.070	ug/L			12/12/23 04:15	1
1,2-Dibromoethane	ND		0.50	0.080	ug/L			12/12/23 04:15	1
1,1-Dichloropropene	ND		0.50	0.10	ug/L			12/12/23 04:15	1
1,2-Dichloroethane	ND		0.50	0.070	ug/L			12/12/23 04:15	1
1,2,3-Trichlorobenzene	ND		0.50	0.070	ug/L			12/12/23 04:15	1
1,2,3-Trichloropropane	ND		1.0	0.10	ug/L			12/12/23 04:15	1
Toluene	ND		0.50	0.080	ug/L			12/12/23 04:15	1
Chlorobenzene	ND		0.50	0.070	ug/L			12/12/23 04:15	1
1,2,4-Trimethylbenzene	ND		0.50	0.080	ug/L			12/12/23 04:15	1
1,2,4-Trichlorobenzene	ND		0.50	0.070	ug/L			12/12/23 04:15	1
Dibromochloromethane	ND		0.50	0.080	ug/L			12/12/23 04:15	1
Xylenes, Total	ND		1.0	0.070	ug/L			12/12/23 04:15	1
Tetrachloroethene	ND		0.50	0.20	ug/L			12/12/23 04:15	1
cis-1,2-Dichloroethene	ND		0.50	0.080	ug/L			12/12/23 04:15	1
trans-1,2-Dichloroethene	ND		0.50	0.10	ug/L			12/12/23 04:15	1
Methyl tertiary butyl ether	ND		0.50	0.080	ug/L			12/12/23 04:15	1
1,3,5-Trimethylbenzene	ND		0.50	0.080	ug/L			12/12/23 04:15	1
1,3-Dichlorobenzene	ND		0.50	0.070	ug/L			12/12/23 04:15	1
1,3-Dichloropropane	ND		0.50	0.080	ug/L			12/12/23 04:15	1
Chloroform	ND		0.50	0.090	ug/L			12/12/23 04:15	1
Benzene	ND		0.50	0.10	ug/L			12/12/23 04:15	1
1,1,1-Trichloroethane	ND		0.50	0.080	ug/L			12/12/23 04:15	1
Bromomethane	ND		0.50	0.10	ug/L			12/12/23 04:15	1
Chloromethane	ND		0.50	0.10	ug/L			12/12/23 04:15	1
Chloroethane	ND		0.50	0.10	ug/L			12/12/23 04:15	1
2,2-Dichloropropane	ND		0.50	0.10	ug/L			12/12/23 04:15	1
Vinyl chloride	ND		0.50	0.10	ug/L			12/12/23 04:15	1
Methylene Chloride	ND		0.50	0.20	ug/L			12/12/23 04:15	1
Carbon disulfide	ND		1.0	0.10	ug/L			12/12/23 04:15	1
Bromoform	ND		1.0	0.30	ug/L			12/12/23 04:15	1
Bromodichloromethane	ND		0.50	0.080	ug/L			12/12/23 04:15	1
1,1-Dichloroethane	ND		0.50	0.10	ug/L			12/12/23 04:15	1
2-Chlorotoluene	ND		0.50	0.080	ug/L			12/12/23 04:15	1
1,1-Dichloroethene	ND		0.50	0.10	ug/L			12/12/23 04:15	1
Trichlorofluoromethane	ND		0.50	0.10	ug/L			12/12/23 04:15	1
4-Chlorotoluene	ND		0.50	0.080	ug/L			12/12/23 04:15	1
Dichlorodifluoromethane	ND		0.50	0.10	ug/L			12/12/23 04:15	1
1,2-Dichloropropane	ND		0.50	0.10	ug/L			12/12/23 04:15	1
1,1,2-Trichloroethane	ND		0.50	0.080	ug/L			12/12/23 04:15	1
Acrylonitrile	ND	cn	5.0	0.40	ug/L			12/12/23 04:15	1
Trichloroethene	ND		0.50	0.080	ug/L			12/12/23 04:15	1
1,1,2,2-Tetrachloroethane	ND		0.50	0.10	ug/L			12/12/23 04:15	1
1,2-Dichlorobenzene	ND		0.50	0.070	ug/L			12/12/23 04:15	1
1,2-Dibromo-3-Chloropropane	ND		0.50	0.10	ug/L			12/12/23 04:15	1

Client Sample ID: MW-2

Lab Sample ID: 410-153675-3

Date Collected: 12/04/23 12:05

Matrix: Water

Date Received: 12/06/23 18:06

Method: SW846 8260C LL - Volatile Organic Compounds by GC/MS (Continued)

Analyte	Result	Qualifier	RL	MDL	Unit	D	Prepared	Analyzed	Dil Fac
Bromobenzene	ND		0.50	0.080	ug/L			12/12/23 04:15	1
Bromochloromethane	ND		0.50	0.080	ug/L			12/12/23 04:15	1
Isopropylbenzene	ND		0.50	0.080	ug/L			12/12/23 04:15	1
Dibromomethane	ND		0.50	0.080	ug/L			12/12/23 04:15	1
di-Isopropyl ether	ND		0.50	0.10	ug/L			12/12/23 04:15	1
Ethyl t-butyl ether	ND		0.50	0.080	ug/L			12/12/23 04:15	1
Hexachlorobutadiene	ND		0.50	0.080	ug/L			12/12/23 04:15	1
Naphthalene	ND		0.50	0.080	ug/L			12/12/23 04:15	1
n-Butylbenzene	ND		0.50	0.080	ug/L			12/12/23 04:15	1
N-Propylbenzene	ND		0.50	0.10	ug/L			12/12/23 04:15	1
p-Isopropyltoluene	ND		0.50	0.080	ug/L			12/12/23 04:15	1
sec-Butylbenzene	ND		0.50	0.10	ug/L			12/12/23 04:15	1
t-Amyl methyl ether	ND		0.50	0.20	ug/L			12/12/23 04:15	1
t-Butyl alcohol	ND		10	3.0	ug/L			12/12/23 04:15	1
tert-Butylbenzene	ND		0.50	0.080	ug/L			12/12/23 04:15	1
trans-1,4-Dichloro-2-butene	ND		5.0	2.0	ug/L			12/12/23 04:15	1

Surrogate	*%Recovery*	*Qualifier*	*Limits*	*Prepared*	*Analyzed*	*Dil Fac*
1,2-Dichloroethane-d4 (Surr)	*101*		*80 - 120*		*12/12/23 04:15*	*1*
Dibromofluoromethane (Surr)	*101*		*80 - 120*		*12/12/23 04:15*	*1*
4-Bromofluorobenzene (Surr)	*91*		*80 - 120*		*12/12/23 04:15*	*1*
Toluene-d8 (Surr)	*95*		*80 - 120*		*12/12/23 04:15*	*1*

Method: SW846 8015D - Gasoline Range Organics (GRO) (GC)

Analyte	Result	Qualifier	RL	MDL	Unit	D	Prepared	Analyzed	Dil Fac
GRO (1C)	ND		0.050	0.023	mg/L			12/11/23 22:58	1

Surrogate	*%Recovery*	*Qualifier*	*Limits*	*Prepared*	*Analyzed*	*Dil Fac*
a,a,a-Trifluorotoluene (fid) (1C)	*101*		*63 - 135*		*12/11/23 22:58*	*1*

Method: SW846 8015D - Diesel Range Organics (DRO) (GC)

Analyte	Result	Qualifier	RL	MDL	Unit	D	Prepared	Analyzed	Dil Fac
DRO (C10-C28)	ND		110	58	ug/L		12/13/23 07:22	12/14/23 01:20	1

Surrogate	*%Recovery*	*Qualifier*	*Limits*	*Prepared*	*Analyzed*	*Dil Fac*
o- terphenyl (Surr)	*113*		*37 - 153*	*12/13/23 07:22*	*12/14/23 01:20*	*1*

Client Sample Results

Client: Groundwater & Environmental Services Inc
Project/Site: High's Store No 141

Job ID: 410-153675-1

Client Sample ID: MW-4

Date Collected: 12/04/23 13:25
Date Received: 12/06/23 18:06

Lab Sample ID: 410-153675-4

Matrix: Water

Method: SW846 8260C LL - Volatile Organic Compounds by GC/MS

Analyte	Result	Qualifier	RL	MDL	Unit	D	Prepared	Analyzed	Dil Fac
1,1,1,2-Tetrachloroethane	ND		0.50	0.070	ug/L			12/12/23 04:36	1
cis-1,3-Dichloropropene	ND		0.50	0.10	ug/L			12/12/23 04:36	1
trans-1,3-Dichloropropene	ND		0.50	0.080	ug/L			12/12/23 04:36	1
Ethylbenzene	ND		0.50	0.080	ug/L			12/12/23 04:36	1
Styrene	ND		0.50	0.070	ug/L			12/12/23 04:36	1
1,4-Dichlorobenzene	ND		0.50	0.070	ug/L			12/12/23 04:36	1
1,2-Dibromoethane	ND		0.50	0.080	ug/L			12/12/23 04:36	1
1,1-Dichloropropene	ND		0.50	0.10	ug/L			12/12/23 04:36	1
1,2-Dichloroethane	ND		0.50	0.070	ug/L			12/12/23 04:36	1
1,2,3-Trichlorobenzene	ND		0.50	0.070	ug/L			12/12/23 04:36	1
1,2,3-Trichloropropane	ND		1.0	0.10	ug/L			12/12/23 04:36	1
Toluene	ND		0.50	0.080	ug/L			12/12/23 04:36	1
Chlorobenzene	ND		0.50	0.070	ug/L			12/12/23 04:36	1
1,2,4-Trimethylbenzene	ND		0.50	0.080	ug/L			12/12/23 04:36	1
1,2,4-Trichlorobenzene	ND		0.50	0.070	ug/L			12/12/23 04:36	1
Dibromochloromethane	ND		0.50	0.080	ug/L			12/12/23 04:36	1
Xylenes, Total	ND		1.0	0.070	ug/L			12/12/23 04:36	1
Tetrachloroethene	ND		0.50	0.20	ug/L			12/12/23 04:36	1
cis-1,2-Dichloroethene	ND		0.50	0.080	ug/L			12/12/23 04:36	1
trans-1,2-Dichloroethene	ND		0.50	0.10	ug/L			12/12/23 04:36	1
Methyl tertiary butyl ether	**0.40**	**J**	0.50	0.080	ug/L			12/12/23 04:36	1
1,3,5-Trimethylbenzene	ND		0.50	0.080	ug/L			12/12/23 04:36	1
1,3-Dichlorobenzene	ND		0.50	0.070	ug/L			12/12/23 04:36	1
1,3-Dichloropropane	ND		0.50	0.080	ug/L			12/12/23 04:36	1
Chloroform	ND		0.50	0.090	ug/L			12/12/23 04:36	1
Benzene	ND		0.50	0.10	ug/L			12/12/23 04:36	1
1,1,1-Trichloroethane	ND		0.50	0.080	ug/L			12/12/23 04:36	1
Bromomethane	ND		0.50	0.10	ug/L			12/12/23 04:36	1
Chloromethane	ND		0.50	0.10	ug/L			12/12/23 04:36	1
Chloroethane	ND		0.50	0.10	ug/L			12/12/23 04:36	1
2,2-Dichloropropane	ND		0.50	0.10	ug/L			12/12/23 04:36	1
Vinyl chloride	ND		0.50	0.10	ug/L			12/12/23 04:36	1
Methylene Chloride	ND		0.50	0.20	ug/L			12/12/23 04:36	1
Carbon disulfide	ND		1.0	0.10	ug/L			12/12/23 04:36	1
Bromoform	ND		1.0	0.30	ug/L			12/12/23 04:36	1
Bromodichloromethane	ND		0.50	0.080	ug/L			12/12/23 04:36	1
1,1-Dichloroethane	ND		0.50	0.10	ug/L			12/12/23 04:36	1
2-Chlorotoluene	ND		0.50	0.080	ug/L			12/12/23 04:36	1
1,1-Dichloroethene	ND		0.50	0.10	ug/L			12/12/23 04:36	1
Trichlorofluoromethane	ND		0.50	0.10	ug/L			12/12/23 04:36	1
4-Chlorotoluene	ND		0.50	0.080	ug/L			12/12/23 04:36	1
Dichlorodifluoromethane	ND		0.50	0.10	ug/L			12/12/23 04:36	1
1,2-Dichloropropane	ND		0.50	0.10	ug/L			12/12/23 04:36	1
1,1,2-Trichloroethane	ND		0.50	0.080	ug/L			12/12/23 04:36	1
Acrylonitrile	ND	cn	5.0	0.40	ug/L			12/12/23 04:36	1
Trichloroethene	ND		0.50	0.080	ug/L			12/12/23 04:36	1
1,1,2,2-Tetrachloroethane	ND		0.50	0.10	ug/L			12/12/23 04:36	1
1,2-Dichlorobenzene	ND		0.50	0.070	ug/L			12/12/23 04:36	1
1,2-Dibromo-3-Chloropropane	ND		0.50	0.10	ug/L			12/12/23 04:36	1

Client Sample ID: MW-4

Date Collected: 12/04/23 13:25
Date Received: 12/06/23 18:06

Lab Sample ID: 410-153675-4

Matrix: Water

Method: SW846 8260C LL - Volatile Organic Compounds by GC/MS (Continued)

Analyte	Result	Qualifier	RL	MDL	Unit	D	Prepared	Analyzed	Dil Fac
Bromobenzene	ND		0.50	0.080	ug/L			12/12/23 04:36	1
Bromochloromethane	ND		0.50	0.080	ug/L			12/12/23 04:36	1
Isopropylbenzene	ND		0.50	0.080	ug/L			12/12/23 04:36	1
Dibromomethane	ND		0.50	0.080	ug/L			12/12/23 04:36	1
di-Isopropyl ether	ND		0.50	0.10	ug/L			12/12/23 04:36	1
Ethyl t-butyl ether	ND		0.50	0.080	ug/L			12/12/23 04:36	1
Hexachlorobutadiene	ND		0.50	0.080	ug/L			12/12/23 04:36	1
Naphthalene	ND		0.50	0.080	ug/L			12/12/23 04:36	1
n-Butylbenzene	ND		0.50	0.080	ug/L			12/12/23 04:36	1
N-Propylbenzene	ND		0.50	0.10	ug/L			12/12/23 04:36	1
p-Isopropyltoluene	ND		0.50	0.080	ug/L			12/12/23 04:36	1
sec-Butylbenzene	ND		0.50	0.10	ug/L			12/12/23 04:36	1
t-Amyl methyl ether	ND		0.50	0.20	ug/L			12/12/23 04:36	1
t-Butyl alcohol	ND		10	3.0	ug/L			12/12/23 04:36	1
tert-Butylbenzene	ND		0.50	0.080	ug/L			12/12/23 04:36	1
trans-1,4-Dichloro-2-butene	ND		5.0	2.0	ug/L			12/12/23 04:36	1

Surrogate	*%Recovery*	*Qualifier*	*Limits*	*Prepared*	*Analyzed*	*Dil Fac*
1,2-Dichloroethane-d4 (Surr)	*103*		*80 - 120*		*12/12/23 04:36*	*1*
Dibromofluoromethane (Surr)	*100*		*80 - 120*		*12/12/23 04:36*	*1*
4-Bromofluorobenzene (Surr)	*90*		*80 - 120*		*12/12/23 04:36*	*1*
Toluene-d8 (Surr)	*95*		*80 - 120*		*12/12/23 04:36*	*1*

Method: SW846 8015D - Gasoline Range Organics (GRO) (GC)

Analyte	Result	Qualifier	RL	MDL	Unit	D	Prepared	Analyzed	Dil Fac
GRO (1C)	ND		0.050	0.023	mg/L			12/11/23 23:24	1

Surrogate	*%Recovery*	*Qualifier*	*Limits*	*Prepared*	*Analyzed*	*Dil Fac*
a,a,a-Trifluorotoluene (fid) (1C)	*104*		*63 - 135*		*12/11/23 23:24*	*1*

Method: SW846 8015D - Diesel Range Organics (DRO) (GC)

Analyte	Result	Qualifier	RL	MDL	Unit	D	Prepared	Analyzed	Dil Fac
DRO (C10-C28)	ND		110	57	ug/L		12/13/23 07:22	12/14/23 01:44	1

Surrogate	*%Recovery*	*Qualifier*	*Limits*	*Prepared*	*Analyzed*	*Dil Fac*
o- terphenyl (Surr)	*112*		*37 - 153*	*12/13/23 07:22*	*12/14/23 01:44*	*1*

Client: Groundwater & Environmental Services Inc
Project/Site: High's Store No 141

Job ID: 410-153675-1

Client Sample ID: MW-20A

Date Collected: 12/05/23 11:30
Date Received: 12/06/23 18:06

Lab Sample ID: 410-153675-5

Matrix: Water

Method: SW846 8260C LL - Volatile Organic Compounds by GC/MS

Analyte	Result	Qualifier	RL	MDL	Unit	D	Prepared	Analyzed	Dil Fac
1,1,1,2-Tetrachloroethane	ND		0.50	0.070	ug/L			12/13/23 23:01	1
cis-1,3-Dichloropropene	ND		0.50	0.10	ug/L			12/13/23 23:01	1
trans-1,3-Dichloropropene	ND		0.50	0.080	ug/L			12/13/23 23:01	1
Ethylbenzene	ND		0.50	0.080	ug/L			12/13/23 23:01	1
Styrene	ND		0.50	0.070	ug/L			12/13/23 23:01	1
1,4-Dichlorobenzene	ND		0.50	0.070	ug/L			12/13/23 23:01	1
1,2-Dibromoethane	ND		0.50	0.080	ug/L			12/13/23 23:01	1
1,1-Dichloropropene	ND		0.50	0.10	ug/L			12/13/23 23:01	1
1,2-Dichloroethane	ND		0.50	0.070	ug/L			12/13/23 23:01	1
1,2,3-Trichlorobenzene	ND		0.50	0.070	ug/L			12/13/23 23:01	1
1,2,3-Trichloropropane	ND		1.0	0.10	ug/L			12/13/23 23:01	1
Toluene	ND		0.50	0.080	ug/L			12/13/23 23:01	1
Chlorobenzene	ND		0.50	0.070	ug/L			12/13/23 23:01	1
1,2,4-Trimethylbenzene	ND		0.50	0.080	ug/L			12/13/23 23:01	1
1,2,4-Trichlorobenzene	ND		0.50	0.070	ug/L			12/13/23 23:01	1
Dibromochloromethane	ND		0.50	0.080	ug/L			12/13/23 23:01	1
Xylenes, Total	ND		1.0	0.070	ug/L			12/13/23 23:01	1
Tetrachloroethene	ND		0.50	0.20	ug/L			12/13/23 23:01	1
cis-1,2-Dichloroethene	ND		0.50	0.080	ug/L			12/13/23 23:01	1
trans-1,2-Dichloroethene	ND		0.50	0.10	ug/L			12/13/23 23:01	1
Methyl tertiary butyl ether	**0.40**	**J**	0.50	0.080	ug/L			12/13/23 23:01	1
1,3,5-Trimethylbenzene	ND		0.50	0.080	ug/L			12/13/23 23:01	1
1,3-Dichlorobenzene	ND		0.50	0.070	ug/L			12/13/23 23:01	1
1,3-Dichloropropane	ND		0.50	0.080	ug/L			12/13/23 23:01	1
Chloroform	ND		0.50	0.090	ug/L			12/13/23 23:01	1
Benzene	ND		0.50	0.10	ug/L			12/13/23 23:01	1
1,1,1-Trichloroethane	ND		0.50	0.080	ug/L			12/13/23 23:01	1
Bromomethane	ND		0.50	0.10	ug/L			12/13/23 23:01	1
Chloromethane	ND		0.50	0.10	ug/L			12/13/23 23:01	1
Chloroethane	ND		0.50	0.10	ug/L			12/13/23 23:01	1
2,2-Dichloropropane	ND		0.50	0.10	ug/L			12/13/23 23:01	1
Vinyl chloride	ND		0.50	0.10	ug/L			12/13/23 23:01	1
Methylene Chloride	ND		0.50	0.20	ug/L			12/13/23 23:01	1
Carbon disulfide	ND		1.0	0.10	ug/L			12/13/23 23:01	1
Bromoform	ND		1.0	0.30	ug/L			12/13/23 23:01	1
Bromodichloromethane	ND		0.50	0.080	ug/L			12/13/23 23:01	1
1,1-Dichloroethane	ND		0.50	0.10	ug/L			12/13/23 23:01	1
2-Chlorotoluene	ND		0.50	0.080	ug/L			12/13/23 23:01	1
1,1-Dichloroethene	ND		0.50	0.10	ug/L			12/13/23 23:01	1
Trichlorofluoromethane	ND		0.50	0.10	ug/L			12/13/23 23:01	1
4-Chlorotoluene	ND		0.50	0.080	ug/L			12/13/23 23:01	1
Dichlorodifluoromethane	ND	cn	0.50	0.10	ug/L			12/13/23 23:01	1
1,2-Dichloropropane	ND		0.50	0.10	ug/L			12/13/23 23:01	1
1,1,2-Trichloroethane	ND		0.50	0.080	ug/L			12/13/23 23:01	1
Acrylonitrile	ND	cn	5.0	0.40	ug/L			12/13/23 23:01	1
Trichloroethene	ND		0.50	0.080	ug/L			12/13/23 23:01	1
1,1,2,2-Tetrachloroethane	ND		0.50	0.10	ug/L			12/13/23 23:01	1
1,2-Dichlorobenzene	ND		0.50	0.070	ug/L			12/13/23 23:01	1
1,2-Dibromo-3-Chloropropane	ND		0.50	0.10	ug/L			12/13/23 23:01	1

Client Sample ID: MW-20A

Date Collected: 12/05/23 11:30
Date Received: 12/06/23 18:06

Lab Sample ID: 410-153675-5

Matrix: Water

Method: SW846 8260C LL - Volatile Organic Compounds by GC/MS (Continued)

Analyte	Result	Qualifier	RL	MDL	Unit	D	Prepared	Analyzed	Dil Fac
Bromobenzene	ND		0.50	0.080	ug/L			12/13/23 23:01	1
Bromochloromethane	ND		0.50	0.080	ug/L			12/13/23 23:01	1
Isopropylbenzene	ND		0.50	0.080	ug/L			12/13/23 23:01	1
Dibromomethane	ND		0.50	0.080	ug/L			12/13/23 23:01	1
di-Isopropyl ether	ND		0.50	0.10	ug/L			12/13/23 23:01	1
Ethyl t-butyl ether	ND		0.50	0.080	ug/L			12/13/23 23:01	1
Hexachlorobutadiene	ND		0.50	0.080	ug/L			12/13/23 23:01	1
Naphthalene	ND		0.50	0.080	ug/L			12/13/23 23:01	1
n-Butylbenzene	ND		0.50	0.080	ug/L			12/13/23 23:01	1
N-Propylbenzene	ND		0.50	0.10	ug/L			12/13/23 23:01	1
p-Isopropyltoluene	ND		0.50	0.080	ug/L			12/13/23 23:01	1
sec-Butylbenzene	ND		0.50	0.10	ug/L			12/13/23 23:01	1
t-Amyl methyl ether	ND		0.50	0.20	ug/L			12/13/23 23:01	1
t-Butyl alcohol	ND	cn	10	3.0	ug/L			12/13/23 23:01	1
tert-Butylbenzene	ND		0.50	0.080	ug/L			12/13/23 23:01	1
trans-1,4-Dichloro-2-butene	ND		5.0	2.0	ug/L			12/13/23 23:01	1

Surrogate	*%Recovery*	*Qualifier*	*Limits*	*Prepared*	*Analyzed*	*Dil Fac*
1,2-Dichloroethane-d4 (Surr)	*101*		*80 - 120*		*12/13/23 23:01*	*1*
Dibromofluoromethane (Surr)	*100*		*80 - 120*		*12/13/23 23:01*	*1*
4-Bromofluorobenzene (Surr)	*90*		*80 - 120*		*12/13/23 23:01*	*1*
Toluene-d8 (Surr)	*94*		*80 - 120*		*12/13/23 23:01*	*1*

Method: SW846 8015D - Gasoline Range Organics (GRO) (GC)

Analyte	Result	Qualifier	RL	MDL	Unit	D	Prepared	Analyzed	Dil Fac
GRO (1C)	ND		0.050	0.023	mg/L			12/11/23 18:19	1

Surrogate	*%Recovery*	*Qualifier*	*Limits*	*Prepared*	*Analyzed*	*Dil Fac*
a,a,a-Trifluorotoluene (fid) (1C)	*99*		*63 - 135*		*12/11/23 18:19*	*1*

Method: SW846 8015D - Diesel Range Organics (DRO) (GC)

Analyte	Result	Qualifier	RL	MDL	Unit	D	Prepared	Analyzed	Dil Fac
DRO (C10-C28)	ND		110	56	ug/L		12/13/23 07:22	12/14/23 02:08	1

Surrogate	*%Recovery*	*Qualifier*	*Limits*	*Prepared*	*Analyzed*	*Dil Fac*
o- terphenyl (Surr)	*117*		*37 - 153*	*12/13/23 07:22*	*12/14/23 02:08*	*1*

Client: Groundwater & Environmental Services Inc
Project/Site: High's Store No 141

Job ID: 410-153675-1

Client Sample ID: MW-11B

Date Collected: 12/05/23 12:35
Date Received: 12/06/23 18:06

Lab Sample ID: 410-153675-6

Matrix: Water

Method: SW846 8260C LL - Volatile Organic Compounds by GC/MS

Analyte	Result	Qualifier	RL	MDL	Unit	D	Prepared	Analyzed	Dil Fac
1,1,1,2-Tetrachloroethane	ND		0.50	0.070	ug/L			12/13/23 23:23	1
cis-1,3-Dichloropropene	ND		0.50	0.10	ug/L			12/13/23 23:23	1
trans-1,3-Dichloropropene	ND		0.50	0.080	ug/L			12/13/23 23:23	1
Ethylbenzene	ND		0.50	0.080	ug/L			12/13/23 23:23	1
Styrene	ND		0.50	0.070	ug/L			12/13/23 23:23	1
1,4-Dichlorobenzene	ND		0.50	0.070	ug/L			12/13/23 23:23	1
1,2-Dibromoethane	ND		0.50	0.080	ug/L			12/13/23 23:23	1
1,1-Dichloropropene	ND		0.50	0.10	ug/L			12/13/23 23:23	1
1,2-Dichloroethane	ND		0.50	0.070	ug/L			12/13/23 23:23	1
1,2,3-Trichlorobenzene	ND		0.50	0.070	ug/L			12/13/23 23:23	1
1,2,3-Trichloropropane	ND		1.0	0.10	ug/L			12/13/23 23:23	1
Toluene	ND		0.50	0.080	ug/L			12/13/23 23:23	1
Chlorobenzene	ND		0.50	0.070	ug/L			12/13/23 23:23	1
1,2,4-Trimethylbenzene	ND		0.50	0.080	ug/L			12/13/23 23:23	1
1,2,4-Trichlorobenzene	ND		0.50	0.070	ug/L			12/13/23 23:23	1
Dibromochloromethane	ND		0.50	0.080	ug/L			12/13/23 23:23	1
Xylenes, Total	ND		1.0	0.070	ug/L			12/13/23 23:23	1
Tetrachloroethene	ND		0.50	0.20	ug/L			12/13/23 23:23	1
cis-1,2-Dichloroethene	ND		0.50	0.080	ug/L			12/13/23 23:23	1
trans-1,2-Dichloroethene	ND		0.50	0.10	ug/L			12/13/23 23:23	1
Methyl tertiary butyl ether	**0.27**	**J**	0.50	0.080	ug/L			12/13/23 23:23	1
1,3,5-Trimethylbenzene	ND		0.50	0.080	ug/L			12/13/23 23:23	1
1,3-Dichlorobenzene	ND		0.50	0.070	ug/L			12/13/23 23:23	1
1,3-Dichloropropane	ND		0.50	0.080	ug/L			12/13/23 23:23	1
Chloroform	ND		0.50	0.090	ug/L			12/13/23 23:23	1
Benzene	ND		0.50	0.10	ug/L			12/13/23 23:23	1
1,1,1-Trichloroethane	ND		0.50	0.080	ug/L			12/13/23 23:23	1
Bromomethane	ND		0.50	0.10	ug/L			12/13/23 23:23	1
Chloromethane	ND		0.50	0.10	ug/L			12/13/23 23:23	1
Chloroethane	ND		0.50	0.10	ug/L			12/13/23 23:23	1
2,2-Dichloropropane	ND		0.50	0.10	ug/L			12/13/23 23:23	1
Vinyl chloride	ND		0.50	0.10	ug/L			12/13/23 23:23	1
Methylene Chloride	ND		0.50	0.20	ug/L			12/13/23 23:23	1
Carbon disulfide	ND		1.0	0.10	ug/L			12/13/23 23:23	1
Bromoform	ND		1.0	0.30	ug/L			12/13/23 23:23	1
Bromodichloromethane	ND		0.50	0.080	ug/L			12/13/23 23:23	1
1,1-Dichloroethane	ND		0.50	0.10	ug/L			12/13/23 23:23	1
2-Chlorotoluene	ND		0.50	0.080	ug/L			12/13/23 23:23	1
1,1-Dichloroethene	ND		0.50	0.10	ug/L			12/13/23 23:23	1
Trichlorofluoromethane	ND		0.50	0.10	ug/L			12/13/23 23:23	1
4-Chlorotoluene	ND		0.50	0.080	ug/L			12/13/23 23:23	1
Dichlorodifluoromethane	ND	cn	0.50	0.10	ug/L			12/13/23 23:23	1
1,2-Dichloropropane	ND		0.50	0.10	ug/L			12/13/23 23:23	1
1,1,2-Trichloroethane	ND		0.50	0.080	ug/L			12/13/23 23:23	1
Acrylonitrile	ND	cn	5.0	0.40	ug/L			12/13/23 23:23	1
Trichloroethene	ND		0.50	0.080	ug/L			12/13/23 23:23	1
1,1,2,2-Tetrachloroethane	ND		0.50	0.10	ug/L			12/13/23 23:23	1
1,2-Dichlorobenzene	ND		0.50	0.070	ug/L			12/13/23 23:23	1
1,2-Dibromo-3-Chloropropane	ND		0.50	0.10	ug/L			12/13/23 23:23	1

Client Sample Results

Client: Groundwater & Environmental Services Inc
Project/Site: High's Store No 141

Job ID: 410-153675-1

Client Sample ID: MW-11B

Date Collected: 12/05/23 12:35
Date Received: 12/06/23 18:06

Lab Sample ID: 410-153675-6

Matrix: Water

Method: SW846 8260C LL - Volatile Organic Compounds by GC/MS (Continued)

Analyte	Result	Qualifier	RL	MDL	Unit	D	Prepared	Analyzed	Dil Fac
Bromobenzene	ND		0.50	0.080	ug/L			12/13/23 23:23	1
Bromochloromethane	ND		0.50	0.080	ug/L			12/13/23 23:23	1
Isopropylbenzene	ND		0.50	0.080	ug/L			12/13/23 23:23	1
Dibromomethane	ND		0.50	0.080	ug/L			12/13/23 23:23	1
di-Isopropyl ether	ND		0.50	0.10	ug/L			12/13/23 23:23	1
Ethyl t-butyl ether	ND		0.50	0.080	ug/L			12/13/23 23:23	1
Hexachlorobutadiene	ND		0.50	0.080	ug/L			12/13/23 23:23	1
Naphthalene	ND		0.50	0.080	ug/L			12/13/23 23:23	1
n-Butylbenzene	ND		0.50	0.080	ug/L			12/13/23 23:23	1
N-Propylbenzene	ND		0.50	0.10	ug/L			12/13/23 23:23	1
p-Isopropyltoluene	ND		0.50	0.080	ug/L			12/13/23 23:23	1
sec-Butylbenzene	ND		0.50	0.10	ug/L			12/13/23 23:23	1
t-Amyl methyl ether	ND		0.50	0.20	ug/L			12/13/23 23:23	1
t-Butyl alcohol	ND	cn	10	3.0	ug/L			12/13/23 23:23	1
tert-Butylbenzene	ND		0.50	0.080	ug/L			12/13/23 23:23	1
trans-1,4-Dichloro-2-butene	ND		5.0	2.0	ug/L			12/13/23 23:23	1

Surrogate	*%Recovery*	*Qualifier*	*Limits*	*Prepared*	*Analyzed*	*Dil Fac*
1,2-Dichloroethane-d4 (Surr)	*102*		*80 - 120*		*12/13/23 23:23*	*1*
Dibromofluoromethane (Surr)	*100*		*80 - 120*		*12/13/23 23:23*	*1*
4-Bromofluorobenzene (Surr)	*90*		*80 - 120*		*12/13/23 23:23*	*1*
Toluene-d8 (Surr)	*94*		*80 - 120*		*12/13/23 23:23*	*1*

Method: SW846 8015D - Gasoline Range Organics (GRO) (GC)

Analyte	Result	Qualifier	RL	MDL	Unit	D	Prepared	Analyzed	Dil Fac
GRO (1C)	ND		0.050	0.023	mg/L			12/11/23 18:44	1

Surrogate	*%Recovery*	*Qualifier*	*Limits*	*Prepared*	*Analyzed*	*Dil Fac*
a,a,a-Trifluorotoluene (fid) (1C)	*99*		*63 - 135*		*12/11/23 18:44*	*1*

Method: SW846 8015D - Diesel Range Organics (DRO) (GC)

Analyte	Result	Qualifier	RL	MDL	Unit	D	Prepared	Analyzed	Dil Fac
DRO (C10-C28)	ND		110	57	ug/L		12/13/23 07:22	12/14/23 03:44	1

Surrogate	*%Recovery*	*Qualifier*	*Limits*	*Prepared*	*Analyzed*	*Dil Fac*
o- terphenyl (Surr)	*120*		*37 - 153*	*12/13/23 07:22*	*12/14/23 03:44*	*1*

Client: Groundwater & Environmental Services Inc
Project/Site: High's Store No 141

Job ID: 410-153675-1

Client Sample ID: MW-10A

Date Collected: 12/05/23 13:40
Date Received: 12/06/23 18:06

Lab Sample ID: 410-153675-7

Matrix: Water

Method: SW846 8260C LL - Volatile Organic Compounds by GC/MS

Analyte	Result	Qualifier	RL	MDL	Unit	D	Prepared	Analyzed	Dil Fac
1,1,1,2-Tetrachloroethane	ND		0.50	0.070	ug/L			12/13/23 23:43	1
cis-1,3-Dichloropropene	ND		0.50	0.10	ug/L			12/13/23 23:43	1
trans-1,3-Dichloropropene	ND		0.50	0.080	ug/L			12/13/23 23:43	1
Ethylbenzene	ND		0.50	0.080	ug/L			12/13/23 23:43	1
Styrene	ND		0.50	0.070	ug/L			12/13/23 23:43	1
1,4-Dichlorobenzene	ND		0.50	0.070	ug/L			12/13/23 23:43	1
1,2-Dibromoethane	ND		0.50	0.080	ug/L			12/13/23 23:43	1
1,1-Dichloropropene	ND		0.50	0.10	ug/L			12/13/23 23:43	1
1,2-Dichloroethane	ND		0.50	0.070	ug/L			12/13/23 23:43	1
1,2,3-Trichlorobenzene	ND		0.50	0.070	ug/L			12/13/23 23:43	1
1,2,3-Trichloropropane	ND		1.0	0.10	ug/L			12/13/23 23:43	1
Toluene	ND		0.50	0.080	ug/L			12/13/23 23:43	1
Chlorobenzene	ND		0.50	0.070	ug/L			12/13/23 23:43	1
1,2,4-Trimethylbenzene	ND		0.50	0.080	ug/L			12/13/23 23:43	1
1,2,4-Trichlorobenzene	ND		0.50	0.070	ug/L			12/13/23 23:43	1
Dibromochloromethane	ND		0.50	0.080	ug/L			12/13/23 23:43	1
Xylenes, Total	ND		1.0	0.070	ug/L			12/13/23 23:43	1
Tetrachloroethene	ND		0.50	0.20	ug/L			12/13/23 23:43	1
cis-1,2-Dichloroethene	ND		0.50	0.080	ug/L			12/13/23 23:43	1
trans-1,2-Dichloroethene	ND		0.50	0.10	ug/L			12/13/23 23:43	1
Methyl tertiary butyl ether	**1.6**		0.50	0.080	ug/L			12/13/23 23:43	1
1,3,5-Trimethylbenzene	ND		0.50	0.080	ug/L			12/13/23 23:43	1
1,3-Dichlorobenzene	ND		0.50	0.070	ug/L			12/13/23 23:43	1
1,3-Dichloropropane	ND		0.50	0.080	ug/L			12/13/23 23:43	1
Chloroform	ND		0.50	0.090	ug/L			12/13/23 23:43	1
Benzene	ND		0.50	0.10	ug/L			12/13/23 23:43	1
1,1,1-Trichloroethane	ND		0.50	0.080	ug/L			12/13/23 23:43	1
Bromomethane	ND		0.50	0.10	ug/L			12/13/23 23:43	1
Chloromethane	ND		0.50	0.10	ug/L			12/13/23 23:43	1
Chloroethane	ND		0.50	0.10	ug/L			12/13/23 23:43	1
2,2-Dichloropropane	ND		0.50	0.10	ug/L			12/13/23 23:43	1
Vinyl chloride	ND		0.50	0.10	ug/L			12/13/23 23:43	1
Methylene Chloride	ND		0.50	0.20	ug/L			12/13/23 23:43	1
Carbon disulfide	ND		1.0	0.10	ug/L			12/13/23 23:43	1
Bromoform	ND		1.0	0.30	ug/L			12/13/23 23:43	1
Bromodichloromethane	ND		0.50	0.080	ug/L			12/13/23 23:43	1
1,1-Dichloroethane	ND		0.50	0.10	ug/L			12/13/23 23:43	1
2-Chlorotoluene	ND		0.50	0.080	ug/L			12/13/23 23:43	1
1,1-Dichloroethene	ND		0.50	0.10	ug/L			12/13/23 23:43	1
Trichlorofluoromethane	ND		0.50	0.10	ug/L			12/13/23 23:43	1
4-Chlorotoluene	ND		0.50	0.080	ug/L			12/13/23 23:43	1
Dichlorodifluoromethane	ND	cn	0.50	0.10	ug/L			12/13/23 23:43	1
1,2-Dichloropropane	ND		0.50	0.10	ug/L			12/13/23 23:43	1
1,1,2-Trichloroethane	ND		0.50	0.080	ug/L			12/13/23 23:43	1
Acrylonitrile	ND	cn	5.0	0.40	ug/L			12/13/23 23:43	1
Trichloroethene	ND		0.50	0.080	ug/L			12/13/23 23:43	1
1,1,2,2-Tetrachloroethane	ND		0.50	0.10	ug/L			12/13/23 23:43	1
1,2-Dichlorobenzene	ND		0.50	0.070	ug/L			12/13/23 23:43	1
1,2-Dibromo-3-Chloropropane	ND		0.50	0.10	ug/L			12/13/23 23:43	1

Client Sample ID: MW-10A

Date Collected: 12/05/23 13:40
Date Received: 12/06/23 18:06

Lab Sample ID: 410-153675-7

Matrix: Water

Method: SW846 8260C LL - Volatile Organic Compounds by GC/MS (Continued)

Analyte	Result	Qualifier	RL	MDL	Unit	D	Prepared	Analyzed	Dil Fac
Bromobenzene	ND		0.50	0.080	ug/L			12/13/23 23:43	1
Bromochloromethane	ND		0.50	0.080	ug/L			12/13/23 23:43	1
Isopropylbenzene	ND		0.50	0.080	ug/L			12/13/23 23:43	1
Dibromomethane	ND		0.50	0.080	ug/L			12/13/23 23:43	1
di-Isopropyl ether	ND		0.50	0.10	ug/L			12/13/23 23:43	1
Ethyl t-butyl ether	ND		0.50	0.080	ug/L			12/13/23 23:43	1
Hexachlorobutadiene	ND		0.50	0.080	ug/L			12/13/23 23:43	1
Naphthalene	ND		0.50	0.080	ug/L			12/13/23 23:43	1
n-Butylbenzene	ND		0.50	0.080	ug/L			12/13/23 23:43	1
N-Propylbenzene	ND		0.50	0.10	ug/L			12/13/23 23:43	1
p-Isopropyltoluene	ND		0.50	0.080	ug/L			12/13/23 23:43	1
sec-Butylbenzene	ND		0.50	0.10	ug/L			12/13/23 23:43	1
t-Amyl methyl ether	ND		0.50	0.20	ug/L			12/13/23 23:43	1
t-Butyl alcohol	ND	cn	10	3.0	ug/L			12/13/23 23:43	1
tert-Butylbenzene	ND		0.50	0.080	ug/L			12/13/23 23:43	1
trans-1,4-Dichloro-2-butene	ND		5.0	2.0	ug/L			12/13/23 23:43	1

Surrogate	*%Recovery*	*Qualifier*	*Limits*	*Prepared*	*Analyzed*	*Dil Fac*
1,2-Dichloroethane-d4 (Surr)	*97*		*80 - 120*		*12/13/23 23:43*	*1*
Dibromofluoromethane (Surr)	*99*		*80 - 120*		*12/13/23 23:43*	*1*
4-Bromofluorobenzene (Surr)	*92*		*80 - 120*		*12/13/23 23:43*	*1*
Toluene-d8 (Surr)	*95*		*80 - 120*		*12/13/23 23:43*	*1*

Method: SW846 8015D - Gasoline Range Organics (GRO) (GC)

Analyte	Result	Qualifier	RL	MDL	Unit	D	Prepared	Analyzed	Dil Fac
GRO (1C)	ND		0.050	0.023	mg/L			12/11/23 19:10	1

Surrogate	*%Recovery*	*Qualifier*	*Limits*	*Prepared*	*Analyzed*	*Dil Fac*
a,a,a-Trifluorotoluene (fid) (1C)	*98*		*63 - 135*		*12/11/23 19:10*	*1*

Method: SW846 8015D - Diesel Range Organics (DRO) (GC)

Analyte	Result	Qualifier	RL	MDL	Unit	D	Prepared	Analyzed	Dil Fac
DRO (C10-C28)	ND		110	57	ug/L		12/13/23 07:22	12/14/23 04:08	1

Surrogate	*%Recovery*	*Qualifier*	*Limits*	*Prepared*	*Analyzed*	*Dil Fac*
o- terphenyl (Surr)	*119*		*37 - 153*	*12/13/23 07:22*	*12/14/23 04:08*	*1*

Client: Groundwater & Environmental Services Inc
Project/Site: High's Store No 141

Job ID: 410-153675-1

Client Sample ID: MW-10B

Lab Sample ID: 410-153675-8

Date Collected: 12/05/23 14:50
Date Received: 12/06/23 18:06

Matrix: Water

Method: SW846 8260C LL - Volatile Organic Compounds by GC/MS

Analyte	Result	Qualifier	RL	MDL	Unit	D	Prepared	Analyzed	Dil Fac
1,1,1,2-Tetrachloroethane	ND		0.50	0.070	ug/L			12/14/23 00:04	1
cis-1,3-Dichloropropene	ND		0.50	0.10	ug/L			12/14/23 00:04	1
trans-1,3-Dichloropropene	ND		0.50	0.080	ug/L			12/14/23 00:04	1
Ethylbenzene	ND		0.50	0.080	ug/L			12/14/23 00:04	1
Styrene	ND		0.50	0.070	ug/L			12/14/23 00:04	1
1,4-Dichlorobenzene	ND		0.50	0.070	ug/L			12/14/23 00:04	1
1,2-Dibromoethane	ND		0.50	0.080	ug/L			12/14/23 00:04	1
1,1-Dichloropropene	ND		0.50	0.10	ug/L			12/14/23 00:04	1
1,2-Dichloroethane	ND		0.50	0.070	ug/L			12/14/23 00:04	1
1,2,3-Trichlorobenzene	ND		0.50	0.070	ug/L			12/14/23 00:04	1
1,2,3-Trichloropropane	ND		1.0	0.10	ug/L			12/14/23 00:04	1
Toluene	**0.33**	**J**	0.50	0.080	ug/L			12/14/23 00:04	1
Chlorobenzene	ND		0.50	0.070	ug/L			12/14/23 00:04	1
1,2,4-Trimethylbenzene	ND		0.50	0.080	ug/L			12/14/23 00:04	1
1,2,4-Trichlorobenzene	ND		0.50	0.070	ug/L			12/14/23 00:04	1
Dibromochloromethane	ND		0.50	0.080	ug/L			12/14/23 00:04	1
Xylenes, Total	ND		1.0	0.070	ug/L			12/14/23 00:04	1
Tetrachloroethene	ND		0.50	0.20	ug/L			12/14/23 00:04	1
cis-1,2-Dichloroethene	ND		0.50	0.080	ug/L			12/14/23 00:04	1
trans-1,2-Dichloroethene	ND		0.50	0.10	ug/L			12/14/23 00:04	1
Methyl tertiary butyl ether	**1.5**		0.50	0.080	ug/L			12/14/23 00:04	1
1,3,5-Trimethylbenzene	ND		0.50	0.080	ug/L			12/14/23 00:04	1
1,3-Dichlorobenzene	ND		0.50	0.070	ug/L			12/14/23 00:04	1
1,3-Dichloropropane	ND		0.50	0.080	ug/L			12/14/23 00:04	1
Chloroform	ND		0.50	0.090	ug/L			12/14/23 00:04	1
Benzene	**0.14**	**J**	0.50	0.10	ug/L			12/14/23 00:04	1
1,1,1-Trichloroethane	ND		0.50	0.080	ug/L			12/14/23 00:04	1
Bromomethane	ND		0.50	0.10	ug/L			12/14/23 00:04	1
Chloromethane	ND		0.50	0.10	ug/L			12/14/23 00:04	1
Chloroethane	ND		0.50	0.10	ug/L			12/14/23 00:04	1
2,2-Dichloropropane	ND		0.50	0.10	ug/L			12/14/23 00:04	1
Vinyl chloride	ND		0.50	0.10	ug/L			12/14/23 00:04	1
Methylene Chloride	ND		0.50	0.20	ug/L			12/14/23 00:04	1
Carbon disulfide	ND		1.0	0.10	ug/L			12/14/23 00:04	1
Bromoform	ND		1.0	0.30	ug/L			12/14/23 00:04	1
Bromodichloromethane	ND		0.50	0.080	ug/L			12/14/23 00:04	1
1,1-Dichloroethane	ND		0.50	0.10	ug/L			12/14/23 00:04	1
2-Chlorotoluene	ND		0.50	0.080	ug/L			12/14/23 00:04	1
1,1-Dichloroethene	ND		0.50	0.10	ug/L			12/14/23 00:04	1
Trichlorofluoromethane	ND		0.50	0.10	ug/L			12/14/23 00:04	1
4-Chlorotoluene	ND		0.50	0.080	ug/L			12/14/23 00:04	1
Dichlorodifluoromethane	ND	cn	0.50	0.10	ug/L			12/14/23 00:04	1
1,2-Dichloropropane	ND		0.50	0.10	ug/L			12/14/23 00:04	1
1,1,2-Trichloroethane	ND		0.50	0.080	ug/L			12/14/23 00:04	1
Acrylonitrile	ND	cn	5.0	0.40	ug/L			12/14/23 00:04	1
Trichloroethene	ND		0.50	0.080	ug/L			12/14/23 00:04	1
1,1,2,2-Tetrachloroethane	ND		0.50	0.10	ug/L			12/14/23 00:04	1
1,2-Dichlorobenzene	ND		0.50	0.070	ug/L			12/14/23 00:04	1
1,2-Dibromo-3-Chloropropane	ND		0.50	0.10	ug/L			12/14/23 00:04	1

Client Sample ID: MW-10B

Date Collected: 12/05/23 14:50
Date Received: 12/06/23 18:06

Lab Sample ID: 410-153675-8

Matrix: Water

Method: SW846 8260C LL - Volatile Organic Compounds by GC/MS (Continued)

Analyte	Result	Qualifier	RL	MDL	Unit	D	Prepared	Analyzed	Dil Fac
Bromobenzene	ND		0.50	0.080	ug/L			12/14/23 00:04	1
Bromochloromethane	ND		0.50	0.080	ug/L			12/14/23 00:04	1
Isopropylbenzene	ND		0.50	0.080	ug/L			12/14/23 00:04	1
Dibromomethane	ND		0.50	0.080	ug/L			12/14/23 00:04	1
di-Isopropyl ether	ND		0.50	0.10	ug/L			12/14/23 00:04	1
Ethyl t-butyl ether	ND		0.50	0.080	ug/L			12/14/23 00:04	1
Hexachlorobutadiene	ND		0.50	0.080	ug/L			12/14/23 00:04	1
Naphthalene	ND		0.50	0.080	ug/L			12/14/23 00:04	1
n-Butylbenzene	ND		0.50	0.080	ug/L			12/14/23 00:04	1
N-Propylbenzene	ND		0.50	0.10	ug/L			12/14/23 00:04	1
p-Isopropyltoluene	ND		0.50	0.080	ug/L			12/14/23 00:04	1
sec-Butylbenzene	ND		0.50	0.10	ug/L			12/14/23 00:04	1
t-Amyl methyl ether	ND		0.50	0.20	ug/L			12/14/23 00:04	1
t-Butyl alcohol	ND	cn	10	3.0	ug/L			12/14/23 00:04	1
tert-Butylbenzene	ND		0.50	0.080	ug/L			12/14/23 00:04	1
trans-1,4-Dichloro-2-butene	ND		5.0	2.0	ug/L			12/14/23 00:04	1

Surrogate	*%Recovery*	*Qualifier*	*Limits*	*Prepared*	*Analyzed*	*Dil Fac*
1,2-Dichloroethane-d4 (Surr)	*101*		*80 - 120*		*12/14/23 00:04*	*1*
Dibromofluoromethane (Surr)	*101*		*80 - 120*		*12/14/23 00:04*	*1*
4-Bromofluorobenzene (Surr)	*92*		*80 - 120*		*12/14/23 00:04*	*1*
Toluene-d8 (Surr)	*96*		*80 - 120*		*12/14/23 00:04*	*1*

Method: SW846 8015D - Gasoline Range Organics (GRO) (GC)

Analyte	Result	Qualifier	RL	MDL	Unit	D	Prepared	Analyzed	Dil Fac
GRO (1C)	ND		0.050	0.023	mg/L			12/11/23 19:35	1

Surrogate	*%Recovery*	*Qualifier*	*Limits*	*Prepared*	*Analyzed*	*Dil Fac*
a,a,a-Trifluorotoluene (fid) (1C)	*98*		*63 - 135*		*12/11/23 19:35*	*1*

Method: SW846 8015D - Diesel Range Organics (DRO) (GC)

Analyte	Result	Qualifier	RL	MDL	Unit	D	Prepared	Analyzed	Dil Fac
DRO (C10-C28)	ND		110	57	ug/L		12/13/23 07:22	12/14/23 04:32	1

Surrogate	*%Recovery*	*Qualifier*	*Limits*	*Prepared*	*Analyzed*	*Dil Fac*
o- terphenyl (Surr)	*120*		*37 - 153*	*12/13/23 07:22*	*12/14/23 04:32*	*1*

Surrogate Summary

Client: Groundwater & Environmental Services Inc
Project/Site: High's Store No 141

Job ID: 410-153675-1

Method: 8260C LL - Volatile Organic Compounds by GC/MS

Matrix: Water **Prep Type: Total/NA**

		Percent Surrogate Recovery (Acceptance Limits)			
		DCA	DBFM	BFB	TOL
Lab Sample ID	Client Sample ID	(80-120)	(80-120)	(80-120)	(80-120)
410-153675-1	MW-6	99	101	89	95
410-153675-2	MW-1	100	101	89	95
410-153675-3	MW-2	101	101	91	95
410-153675-4	MW-4	103	100	90	95
410-153675-5	MW-20A	101	100	90	94
410-153675-6	MW-11B	102	100	90	94
410-153675-7	MW-10A	97	99	92	95
410-153675-8	MW-10B	101	101	92	96
LCS 410-452627/5	Lab Control Sample	98	98	96	97
LCS 410-453749/4	Lab Control Sample	97	98	96	96
LCSD 410-452627/6	Lab Control Sample Dup	96	99	95	96
LCSD 410-453749/5	Lab Control Sample Dup	95	98	96	96
MB 410-452627/8	Method Blank	99	98	91	96
MB 410-453749/7	Method Blank	99	100	92	96

Surrogate Legend

DCA = 1,2-Dichloroethane-d4 (Surr)
DBFM = Dibromofluoromethane (Surr)
BFB = 4-Bromofluorobenzene (Surr)
TOL = Toluene-d8 (Surr)

Method: 8015D - Gasoline Range Organics (GRO) (GC)

Matrix: Water **Prep Type: Total/NA**

		Percent Surrogate Recovery (Acceptance Limits)
		TFT-F1
Lab Sample ID	Client Sample ID	(63-135)
410-153675-1	MW-6	105
410-153675-2	MW-1	101
410-153675-3	MW-2	101
410-153675-4	MW-4	104
410-153675-5	MW-20A	99
410-153675-6	MW-11B	99
410-153675-7	MW-10A	98
410-153675-8	MW-10B	98
LCS 410-452357/6	Lab Control Sample	92
LCS 410-452359/6	Lab Control Sample	96
LCSD 410-452357/7	Lab Control Sample Dup	92
LCSD 410-452359/7	Lab Control Sample Dup	97
MB 410-452357/5	Method Blank	100
MB 410-452359/5	Method Blank	104

Surrogate Legend

TFT-F = a,a,a-Trifluorotoluene (fid)

Surrogate Summary

Client: Groundwater & Environmental Services Inc
Job ID: 410-153675-1
Project/Site: High's Store No 141

Method: 8015D - Diesel Range Organics (DRO) (GC)

Matrix: Water
Prep Type: Total/NA

		Percent Surrogate Recovery (Acceptance Limits)							
Lab Sample ID	**Client Sample ID**	**OTP (37-153)**							
410-153675-1	MW-6	117							
410-153675-2	MW-1	116							
410-153675-3	MW-2	113							
410-153675-4	MW-4	112							
410-153675-5	MW-20A	117							
410-153675-6	MW-11B	120							
410-153675-7	MW-10A	119							
410-153675-8	MW-10B	120							
LCS 410-453314/2-A	Lab Control Sample	111							
MB 410-453314/1-A	Method Blank	116							

Surrogate Legend

OTP = o- terphenyl (Surr)

Method: 8260C LL - Volatile Organic Compounds by GC/MS

Lab Sample ID: MB 410-452627/8
Matrix: Water
Analysis Batch: 452627

Client Sample ID: Method Blank
Prep Type: Total/NA

Analyte	MB Result	MB Qualifier	RL	MDL	Unit	D	Prepared	Analyzed	Dil Fac
1,1,1,2-Tetrachloroethane	ND		0.50	0.070	ug/L			12/11/23 20:54	1
cis-1,3-Dichloropropene	ND		0.50	0.10	ug/L			12/11/23 20:54	1
trans-1,3-Dichloropropene	ND		0.50	0.080	ug/L			12/11/23 20:54	1
Ethylbenzene	ND		0.50	0.080	ug/L			12/11/23 20:54	1
Styrene	ND		0.50	0.070	ug/L			12/11/23 20:54	1
1,4-Dichlorobenzene	ND		0.50	0.070	ug/L			12/11/23 20:54	1
1,2-Dibromoethane	ND		0.50	0.080	ug/L			12/11/23 20:54	1
1,1-Dichloropropene	ND		0.50	0.10	ug/L			12/11/23 20:54	1
1,2-Dichloroethane	ND		0.50	0.070	ug/L			12/11/23 20:54	1
1,2,3-Trichlorobenzene	ND		0.50	0.070	ug/L			12/11/23 20:54	1
1,2,3-Trichloropropane	ND		1.0	0.10	ug/L			12/11/23 20:54	1
Toluene	ND		0.50	0.080	ug/L			12/11/23 20:54	1
Chlorobenzene	ND		0.50	0.070	ug/L			12/11/23 20:54	1
1,2,4-Trimethylbenzene	ND		0.50	0.080	ug/L			12/11/23 20:54	1
1,2,4-Trichlorobenzene	ND		0.50	0.070	ug/L			12/11/23 20:54	1
Dibromochloromethane	ND		0.50	0.080	ug/L			12/11/23 20:54	1
Xylenes, Total	ND		1.0	0.070	ug/L			12/11/23 20:54	1
Tetrachloroethene	ND		0.50	0.20	ug/L			12/11/23 20:54	1
cis-1,2-Dichloroethene	ND		0.50	0.080	ug/L			12/11/23 20:54	1
trans-1,2-Dichloroethene	ND		0.50	0.10	ug/L			12/11/23 20:54	1
Methyl tertiary butyl ether	ND		0.50	0.080	ug/L			12/11/23 20:54	1
1,3,5-Trimethylbenzene	ND		0.50	0.080	ug/L			12/11/23 20:54	1
1,3-Dichlorobenzene	ND		0.50	0.070	ug/L			12/11/23 20:54	1
1,3-Dichloropropane	ND		0.50	0.080	ug/L			12/11/23 20:54	1
Chloroform	ND		0.50	0.090	ug/L			12/11/23 20:54	1
Benzene	ND		0.50	0.10	ug/L			12/11/23 20:54	1
1,1,1-Trichloroethane	ND		0.50	0.080	ug/L			12/11/23 20:54	1
Bromomethane	ND		0.50	0.10	ug/L			12/11/23 20:54	1
Chloromethane	ND		0.50	0.10	ug/L			12/11/23 20:54	1
Chloroethane	ND		0.50	0.10	ug/L			12/11/23 20:54	1
2,2-Dichloropropane	ND		0.50	0.10	ug/L			12/11/23 20:54	1
Vinyl chloride	ND		0.50	0.10	ug/L			12/11/23 20:54	1
Methylene Chloride	ND		0.50	0.20	ug/L			12/11/23 20:54	1
Carbon disulfide	ND		1.0	0.10	ug/L			12/11/23 20:54	1
Bromoform	ND		1.0	0.30	ug/L			12/11/23 20:54	1
Bromodichloromethane	ND		0.50	0.080	ug/L			12/11/23 20:54	1
1,1-Dichloroethane	ND		0.50	0.10	ug/L			12/11/23 20:54	1
2-Chlorotoluene	ND		0.50	0.080	ug/L			12/11/23 20:54	1
1,1-Dichloroethene	ND		0.50	0.10	ug/L			12/11/23 20:54	1
Trichlorofluoromethane	ND		0.50	0.10	ug/L			12/11/23 20:54	1
4-Chlorotoluene	ND		0.50	0.080	ug/L			12/11/23 20:54	1
Dichlorodifluoromethane	ND		0.50	0.10	ug/L			12/11/23 20:54	1
1,2-Dichloropropane	ND		0.50	0.10	ug/L			12/11/23 20:54	1
1,1,2-Trichloroethane	ND		0.50	0.080	ug/L			12/11/23 20:54	1
Acrylonitrile	ND		5.0	0.40	ug/L			12/11/23 20:54	1
Trichloroethene	ND		0.50	0.080	ug/L			12/11/23 20:54	1
1,1,2,2-Tetrachloroethane	ND		0.50	0.10	ug/L			12/11/23 20:54	1
1,2-Dichlorobenzene	ND		0.50	0.070	ug/L			12/11/23 20:54	1

Method: 8260C LL - Volatile Organic Compounds by GC/MS (Continued)

Lab Sample ID: MB 410-452627/8
Matrix: Water
Analysis Batch: 452627

Client Sample ID: Method Blank
Prep Type: Total/NA

Analyte	MB Result	MB Qualifier	RL	MDL	Unit	D	Prepared	Analyzed	Dil Fac
1,2-Dibromo-3-Chloropropane	ND		0.50	0.10	ug/L			12/11/23 20:54	1
Bromobenzene	ND		0.50	0.080	ug/L			12/11/23 20:54	1
Bromochloromethane	ND		0.50	0.080	ug/L			12/11/23 20:54	1
Isopropylbenzene	ND		0.50	0.080	ug/L			12/11/23 20:54	1
Dibromomethane	ND		0.50	0.080	ug/L			12/11/23 20:54	1
di-Isopropyl ether	ND		0.50	0.10	ug/L			12/11/23 20:54	1
Ethyl t-butyl ether	ND		0.50	0.080	ug/L			12/11/23 20:54	1
Hexachlorobutadiene	ND		0.50	0.080	ug/L			12/11/23 20:54	1
Naphthalene	ND		0.50	0.080	ug/L			12/11/23 20:54	1
n-Butylbenzene	ND		0.50	0.080	ug/L			12/11/23 20:54	1
N-Propylbenzene	ND		0.50	0.10	ug/L			12/11/23 20:54	1
p-Isopropyltoluene	ND		0.50	0.080	ug/L			12/11/23 20:54	1
sec-Butylbenzene	ND		0.50	0.10	ug/L			12/11/23 20:54	1
t-Amyl methyl ether	ND		0.50	0.20	ug/L			12/11/23 20:54	1
t-Butyl alcohol	ND		10	3.0	ug/L			12/11/23 20:54	1
tert-Butylbenzene	ND		0.50	0.080	ug/L			12/11/23 20:54	1
trans-1,4-Dichloro-2-butene	ND		5.0	2.0	ug/L			12/11/23 20:54	1

Surrogate	*MB %Recovery*	*MB Qualifier*	*Limits*	*Prepared*	*Analyzed*	*Dil Fac*
1,2-Dichloroethane-d4 (Surr)	*99*		*80 - 120*		*12/11/23 20:54*	*1*
Dibromofluoromethane (Surr)	*98*		*80 - 120*		*12/11/23 20:54*	*1*
4-Bromofluorobenzene (Surr)	*91*		*80 - 120*		*12/11/23 20:54*	*1*
Toluene-d8 (Surr)	*96*		*80 - 120*		*12/11/23 20:54*	*1*

Lab Sample ID: LCS 410-452627/5
Matrix: Water
Analysis Batch: 452627

Client Sample ID: Lab Control Sample
Prep Type: Total/NA

Analyte	Spike Added	LCS Result	LCS Qualifier	Unit	D	%Rec	%Rec Limits
1,1,1,2-Tetrachloroethane	5.00	5.39		ug/L		108	71 - 134
cis-1,3-Dichloropropene	5.00	5.22		ug/L		104	67 - 121
trans-1,3-Dichloropropene	5.00	5.57		ug/L		111	61 - 129
Ethylbenzene	5.00	5.28		ug/L		106	80 - 120
Styrene	5.00	5.25		ug/L		105	80 - 120
1,4-Dichlorobenzene	5.00	5.29		ug/L		106	80 - 120
1,2-Dibromoethane	5.00	5.75		ug/L		115	80 - 120
1,1-Dichloropropene	5.00	5.35		ug/L		107	74 - 120
1,2-Dichloroethane	5.00	5.61		ug/L		112	69 - 122
1,2,3-Trichlorobenzene	5.00	5.07		ug/L		101	68 - 125
1,2,3-Trichloropropane	5.00	5.57		ug/L		111	80 - 125
Toluene	5.00	5.19		ug/L		104	80 - 120
Chlorobenzene	5.00	5.42		ug/L		108	80 - 120
1,2,4-Trimethylbenzene	5.00	4.96		ug/L		99	80 - 120
1,2,4-Trichlorobenzene	5.00	5.17		ug/L		103	68 - 122
Dibromochloromethane	5.00	5.67		ug/L		113	64 - 138
Xylenes, Total	15.0	15.6		ug/L		104	80 - 120
Tetrachloroethene	5.00	5.42		ug/L		108	80 - 120
cis-1,2-Dichloroethene	5.00	5.39		ug/L		108	80 - 122

Method: 8260C LL - Volatile Organic Compounds by GC/MS (Continued)

Lab Sample ID: LCS 410-452627/5
Matrix: Water
Analysis Batch: 452627

Client Sample ID: Lab Control Sample
Prep Type: Total/NA

Analyte	Spike Added	LCS Result	LCS Qualifier	Unit	D	%Rec	%Rec Limits
trans-1,2-Dichloroethene	5.00	5.31		ug/L		106	80 - 122
Methyl tertiary butyl ether	5.00	5.00		ug/L		100	69 - 120
1,3,5-Trimethylbenzene	5.00	5.00		ug/L		100	80 - 120
1,3-Dichlorobenzene	5.00	5.28		ug/L		106	80 - 120
1,3-Dichloropropane	5.00	5.69		ug/L		114	80 - 120
Chloroform	5.00	5.40		ug/L		108	80 - 120
Benzene	5.00	5.42		ug/L		108	80 - 120
1,1,1-Trichloroethane	5.00	5.38		ug/L		108	78 - 126
Bromomethane	5.00	5.13		ug/L		103	60 - 136
Chloromethane	5.00	4.79		ug/L		96	56 - 124
Chloroethane	5.00	5.64		ug/L		113	63 - 120
2,2-Dichloropropane	5.00	5.08		ug/L		102	61 - 141
Vinyl chloride	5.00	4.87		ug/L		97	60 - 125
Methylene Chloride	5.00	5.44		ug/L		109	80 - 120
Carbon disulfide	5.00	4.82		ug/L		96	67 - 130
Bromoform	5.00	5.63		ug/L		113	49 - 144
Bromodichloromethane	5.00	5.58		ug/L		112	73 - 124
1,1-Dichloroethane	5.00	5.47		ug/L		109	74 - 120
2-Chlorotoluene	5.00	5.08		ug/L		102	80 - 120
1,1-Dichloroethene	5.00	5.32		ug/L		106	80 - 131
Trichlorofluoromethane	5.00	5.54		ug/L		111	62 - 136
4-Chlorotoluene	5.00	5.32		ug/L		106	80 - 120
Dichlorodifluoromethane	5.00	4.05		ug/L		81	43 - 123
1,2-Dichloropropane	5.00	5.78		ug/L		116	80 - 120
1,1,2-Trichloroethane	5.00	5.72		ug/L		114	80 - 120
Acrylonitrile	25.0	30.9		ug/L		124	64 - 139
Trichloroethene	5.00	5.31		ug/L		106	80 - 120
1,1,2,2-Tetrachloroethane	5.00	5.52		ug/L		110	75 - 123
1,2-Dichlorobenzene	5.00	5.27		ug/L		105	80 - 120
1,2-Dibromo-3-Chloropropane	5.00	4.79		ug/L		96	56 - 148
Bromobenzene	5.00	5.33		ug/L		107	80 - 120
Bromochloromethane	5.00	5.80		ug/L		116	80 - 120
Isopropylbenzene	5.00	5.50		ug/L		110	80 - 120
Dibromomethane	5.00	5.95		ug/L		119	80 - 122
di-Isopropyl ether	5.00	5.26		ug/L		105	58 - 131
Ethyl t-butyl ether	5.00	5.05		ug/L		101	57 - 126
Hexachlorobutadiene	5.00	5.65		ug/L		113	72 - 132
Naphthalene	5.00	4.75		ug/L		95	64 - 122
n-Butylbenzene	5.00	5.24		ug/L		105	74 - 123
N-Propylbenzene	5.00	5.16		ug/L		103	74 - 122
p-Isopropyltoluene	5.00	5.08		ug/L		102	80 - 120
sec-Butylbenzene	5.00	5.09		ug/L		102	80 - 120
t-Amyl methyl ether	5.00	5.14		ug/L		103	65 - 125
t-Butyl alcohol	50.0	50.1		ug/L		100	62 - 138
tert-Butylbenzene	5.00	4.62		ug/L		92	79 - 120
trans-1,4-Dichloro-2-butene	25.0	28.0		ug/L		112	10 - 172

Method: 8260C LL - Volatile Organic Compounds by GC/MS (Continued)

Lab Sample ID: LCS 410-452627/5
Matrix: Water
Analysis Batch: 452627

Client Sample ID: Lab Control Sample
Prep Type: Total/NA

Surrogate	*LCS %Recovery*	*LCS Qualifier*	*Limits*
1,2-Dichloroethane-d4 (Surr)	*98*		*80 - 120*
Dibromofluoromethane (Surr)	*98*		*80 - 120*
4-Bromofluorobenzene (Surr)	*96*		*80 - 120*
Toluene-d8 (Surr)	*97*		*80 - 120*

Lab Sample ID: LCSD 410-452627/6
Matrix: Water
Analysis Batch: 452627

Client Sample ID: Lab Control Sample Dup
Prep Type: Total/NA

Analyte	Spike Added	LCSD Result	LCSD Qualifier	Unit	D	%Rec	%Rec Limits	RPD	RPD Limit
1,1,1,2-Tetrachloroethane	5.00	5.42		ug/L		108	71 - 134	1	30
cis-1,3-Dichloropropene	5.00	5.25		ug/L		105	67 - 121	1	30
trans-1,3-Dichloropropene	5.00	5.57		ug/L		111	61 - 129	0	30
Ethylbenzene	5.00	5.37		ug/L		107	80 - 120	2	30
Styrene	5.00	5.25		ug/L		105	80 - 120	0	30
1,4-Dichlorobenzene	5.00	5.40		ug/L		108	80 - 120	2	30
1,2-Dibromoethane	5.00	5.83		ug/L		117	80 - 120	1	30
1,1-Dichloropropene	5.00	5.45		ug/L		109	74 - 120	2	30
1,2-Dichloroethane	5.00	5.46		ug/L		109	69 - 122	3	30
1,2,3-Trichlorobenzene	5.00	5.23		ug/L		105	68 - 125	3	30
1,2,3-Trichloropropane	5.00	5.57		ug/L		111	80 - 125	0	30
Toluene	5.00	5.18		ug/L		104	80 - 120	0	30
Chlorobenzene	5.00	5.43		ug/L		109	80 - 120	0	30
1,2,4-Trimethylbenzene	5.00	5.03		ug/L		101	80 - 120	1	30
1,2,4-Trichlorobenzene	5.00	5.27		ug/L		105	68 - 122	2	30
Dibromochloromethane	5.00	5.77		ug/L		115	64 - 138	2	30
Xylenes, Total	15.0	15.8		ug/L		105	80 - 120	1	30
Tetrachloroethene	5.00	5.44		ug/L		109	80 - 120	0	30
cis-1,2-Dichloroethene	5.00	5.48		ug/L		110	80 - 122	2	30
trans-1,2-Dichloroethene	5.00	5.38		ug/L		108	80 - 122	1	30
Methyl tertiary butyl ether	5.00	5.13		ug/L		103	69 - 120	3	30
1,3,5-Trimethylbenzene	5.00	5.06		ug/L		101	80 - 120	1	30
1,3-Dichlorobenzene	5.00	5.36		ug/L		107	80 - 120	2	30
1,3-Dichloropropane	5.00	5.76		ug/L		115	80 - 120	1	30
Chloroform	5.00	5.42		ug/L		108	80 - 120	0	30
Benzene	5.00	5.53		ug/L		111	80 - 120	2	30
1,1,1-Trichloroethane	5.00	5.39		ug/L		108	78 - 126	0	30
Bromomethane	5.00	5.22		ug/L		104	60 - 136	2	30
Chloromethane	5.00	4.93		ug/L		99	56 - 124	3	30
Chloroethane	5.00	5.73		ug/L		115	63 - 120	2	30
2,2-Dichloropropane	5.00	5.12		ug/L		102	61 - 141	1	30
Vinyl chloride	5.00	5.07		ug/L		101	60 - 125	4	30
Methylene Chloride	5.00	5.48		ug/L		110	80 - 120	1	30
Carbon disulfide	5.00	4.92		ug/L		98	67 - 130	2	30
Bromoform	5.00	5.61		ug/L		112	49 - 144	0	30
Bromodichloromethane	5.00	5.67		ug/L		113	73 - 124	2	30
1,1-Dichloroethane	5.00	5.45		ug/L		109	74 - 120	0	30
2-Chlorotoluene	5.00	5.06		ug/L		101	80 - 120	0	30

Method: 8260C LL - Volatile Organic Compounds by GC/MS (Continued)

Lab Sample ID: LCSD 410-452627/6
Matrix: Water
Analysis Batch: 452627

Client Sample ID: Lab Control Sample Dup
Prep Type: Total/NA

Analyte	Spike Added	LCSD Result	LCSD Qualifier	Unit	D	%Rec	%Rec Limits	RPD	RPD Limit
1,1-Dichloroethene	5.00	5.38		ug/L		108	80 - 131	1	30
Trichlorofluoromethane	5.00	5.51		ug/L		110	62 - 136	0	30
4-Chlorotoluene	5.00	5.36		ug/L		107	80 - 120	1	30
Dichlorodifluoromethane	5.00	4.31		ug/L		86	43 - 123	6	30
1,2-Dichloropropane	5.00	5.85		ug/L		117	80 - 120	1	30
1,1,2-Trichloroethane	5.00	5.64		ug/L		113	80 - 120	1	30
Acrylonitrile	25.0	28.5		ug/L		114	64 - 139	8	30
Trichloroethene	5.00	5.30		ug/L		106	80 - 120	0	30
1,1,2,2-Tetrachloroethane	5.00	5.58		ug/L		112	75 - 123	1	30
1,2-Dichlorobenzene	5.00	5.36		ug/L		107	80 - 120	2	30
1,2-Dibromo-3-Chloropropane	5.00	4.86		ug/L		97	56 - 148	1	30
Bromobenzene	5.00	5.43		ug/L		109	80 - 120	2	30
Bromochloromethane	5.00	5.82		ug/L		116	80 - 120	0	30
Isopropylbenzene	5.00	5.49		ug/L		110	80 - 120	0	30
Dibromomethane	5.00	5.94		ug/L		119	80 - 122	0	30
di-Isopropyl ether	5.00	5.34		ug/L		107	58 - 131	2	30
Ethyl t-butyl ether	5.00	5.14		ug/L		103	57 - 126	2	30
Hexachlorobutadiene	5.00	5.77		ug/L		115	72 - 132	2	30
Naphthalene	5.00	4.95		ug/L		99	64 - 122	4	30
n-Butylbenzene	5.00	5.29		ug/L		106	74 - 123	1	30
N-Propylbenzene	5.00	5.20		ug/L		104	74 - 122	1	30
p-Isopropyltoluene	5.00	5.14		ug/L		103	80 - 120	1	30
sec-Butylbenzene	5.00	5.15		ug/L		103	80 - 120	1	30
t-Amyl methyl ether	5.00	5.16		ug/L		103	65 - 125	0	30
t-Butyl alcohol	50.0	48.7		ug/L		97	62 - 138	3	30
tert-Butylbenzene	5.00	4.64		ug/L		93	79 - 120	1	30
trans-1,4-Dichloro-2-butene	25.0	26.2		ug/L		105	10 - 172	7	30

Surrogate	*LCSD %Recovery*	*LCSD Qualifier*	*Limits*
1,2-Dichloroethane-d4 (Surr)	*96*		*80 - 120*
Dibromofluoromethane (Surr)	*99*		*80 - 120*
4-Bromofluorobenzene (Surr)	*95*		*80 - 120*
Toluene-d8 (Surr)	*96*		*80 - 120*

Lab Sample ID: MB 410-453749/7
Matrix: Water
Analysis Batch: 453749

Client Sample ID: Method Blank
Prep Type: Total/NA

Analyte	MB Result	MB Qualifier	RL	MDL	Unit	D	Prepared	Analyzed	Dil Fac
1,1,1,2-Tetrachloroethane	ND		0.50	0.070	ug/L			12/13/23 21:58	1
cis-1,3-Dichloropropene	ND		0.50	0.10	ug/L			12/13/23 21:58	1
trans-1,3-Dichloropropene	ND		0.50	0.080	ug/L			12/13/23 21:58	1
Ethylbenzene	ND		0.50	0.080	ug/L			12/13/23 21:58	1
Styrene	ND		0.50	0.070	ug/L			12/13/23 21:58	1
1,4-Dichlorobenzene	ND		0.50	0.070	ug/L			12/13/23 21:58	1
1,2-Dibromoethane	ND		0.50	0.080	ug/L			12/13/23 21:58	1
1,1-Dichloropropene	ND		0.50	0.10	ug/L			12/13/23 21:58	1
1,2-Dichloroethane	ND		0.50	0.070	ug/L			12/13/23 21:58	1

Method: 8260C LL - Volatile Organic Compounds by GC/MS (Continued)

Lab Sample ID: MB 410-453749/7
Matrix: Water
Analysis Batch: 453749

Client Sample ID: Method Blank
Prep Type: Total/NA

Analyte	MB Result	MB Qualifier	RL	MDL	Unit	D	Prepared	Analyzed	Dil Fac
1,2,3-Trichlorobenzene	ND		0.50	0.070	ug/L			12/13/23 21:58	1
1,2,3-Trichloropropane	ND		1.0	0.10	ug/L			12/13/23 21:58	1
Toluene	ND		0.50	0.080	ug/L			12/13/23 21:58	1
Chlorobenzene	ND		0.50	0.070	ug/L			12/13/23 21:58	1
1,2,4-Trimethylbenzene	ND		0.50	0.080	ug/L			12/13/23 21:58	1
1,2,4-Trichlorobenzene	ND		0.50	0.070	ug/L			12/13/23 21:58	1
Dibromochloromethane	ND		0.50	0.080	ug/L			12/13/23 21:58	1
Xylenes, Total	ND		1.0	0.070	ug/L			12/13/23 21:58	1
Tetrachloroethene	ND		0.50	0.20	ug/L			12/13/23 21:58	1
cis-1,2-Dichloroethene	ND		0.50	0.080	ug/L			12/13/23 21:58	1
trans-1,2-Dichloroethene	ND		0.50	0.10	ug/L			12/13/23 21:58	1
Methyl tertiary butyl ether	ND		0.50	0.080	ug/L			12/13/23 21:58	1
1,3,5-Trimethylbenzene	ND		0.50	0.080	ug/L			12/13/23 21:58	1
1,3-Dichlorobenzene	ND		0.50	0.070	ug/L			12/13/23 21:58	1
1,3-Dichloropropane	ND		0.50	0.080	ug/L			12/13/23 21:58	1
Chloroform	ND		0.50	0.090	ug/L			12/13/23 21:58	1
Benzene	ND		0.50	0.10	ug/L			12/13/23 21:58	1
1,1,1-Trichloroethane	ND		0.50	0.080	ug/L			12/13/23 21:58	1
Bromomethane	ND		0.50	0.10	ug/L			12/13/23 21:58	1
Chloromethane	ND		0.50	0.10	ug/L			12/13/23 21:58	1
Chloroethane	ND		0.50	0.10	ug/L			12/13/23 21:58	1
2,2-Dichloropropane	ND		0.50	0.10	ug/L			12/13/23 21:58	1
Vinyl chloride	ND		0.50	0.10	ug/L			12/13/23 21:58	1
Methylene Chloride	ND		0.50	0.20	ug/L			12/13/23 21:58	1
Carbon disulfide	ND		1.0	0.10	ug/L			12/13/23 21:58	1
Bromoform	ND		1.0	0.30	ug/L			12/13/23 21:58	1
Bromodichloromethane	ND		0.50	0.080	ug/L			12/13/23 21:58	1
1,1-Dichloroethane	ND		0.50	0.10	ug/L			12/13/23 21:58	1
2-Chlorotoluene	ND		0.50	0.080	ug/L			12/13/23 21:58	1
1,1-Dichloroethene	ND		0.50	0.10	ug/L			12/13/23 21:58	1
Trichlorofluoromethane	ND		0.50	0.10	ug/L			12/13/23 21:58	1
4-Chlorotoluene	ND		0.50	0.080	ug/L			12/13/23 21:58	1
Dichlorodifluoromethane	ND		0.50	0.10	ug/L			12/13/23 21:58	1
1,2-Dichloropropane	ND		0.50	0.10	ug/L			12/13/23 21:58	1
1,1,2-Trichloroethane	ND		0.50	0.080	ug/L			12/13/23 21:58	1
Acrylonitrile	ND		5.0	0.40	ug/L			12/13/23 21:58	1
Trichloroethene	ND		0.50	0.080	ug/L			12/13/23 21:58	1
1,1,2,2-Tetrachloroethane	ND		0.50	0.10	ug/L			12/13/23 21:58	1
1,2-Dichlorobenzene	ND		0.50	0.070	ug/L			12/13/23 21:58	1
1,2-Dibromo-3-Chloropropane	ND		0.50	0.10	ug/L			12/13/23 21:58	1
Bromobenzene	ND		0.50	0.080	ug/L			12/13/23 21:58	1
Bromochloromethane	ND		0.50	0.080	ug/L			12/13/23 21:58	1
Isopropylbenzene	ND		0.50	0.080	ug/L			12/13/23 21:58	1
Dibromomethane	ND		0.50	0.080	ug/L			12/13/23 21:58	1
di-Isopropyl ether	ND		0.50	0.10	ug/L			12/13/23 21:58	1
Ethyl t-butyl ether	ND		0.50	0.080	ug/L			12/13/23 21:58	1
Hexachlorobutadiene	ND		0.50	0.080	ug/L			12/13/23 21:58	1
Naphthalene	ND		0.50	0.080	ug/L			12/13/23 21:58	1
n-Butylbenzene	ND		0.50	0.080	ug/L			12/13/23 21:58	1

Method: 8260C LL - Volatile Organic Compounds by GC/MS (Continued)

Lab Sample ID: MB 410-453749/7
Matrix: Water
Analysis Batch: 453749

Client Sample ID: Method Blank
Prep Type: Total/NA

Analyte	MB Result	MB Qualifier	RL	MDL	Unit	D	Prepared	Analyzed	Dil Fac
N-Propylbenzene	ND		0.50	0.10	ug/L			12/13/23 21:58	1
p-Isopropyltoluene	ND		0.50	0.080	ug/L			12/13/23 21:58	1
sec-Butylbenzene	ND		0.50	0.10	ug/L			12/13/23 21:58	1
t-Amyl methyl ether	ND		0.50	0.20	ug/L			12/13/23 21:58	1
t-Butyl alcohol	ND		10	3.0	ug/L			12/13/23 21:58	1
tert-Butylbenzene	ND		0.50	0.080	ug/L			12/13/23 21:58	1
trans-1,4-Dichloro-2-butene	ND		5.0	2.0	ug/L			12/13/23 21:58	1

Surrogate	*MB %Recovery*	*MB Qualifier*	*Limits*	*Prepared*	*Analyzed*	*Dil Fac*
1,2-Dichloroethane-d4 (Surr)	*99*		*80 - 120*		*12/13/23 21:58*	*1*
Dibromofluoromethane (Surr)	*100*		*80 - 120*		*12/13/23 21:58*	*1*
4-Bromofluorobenzene (Surr)	*92*		*80 - 120*		*12/13/23 21:58*	*1*
Toluene-d8 (Surr)	*96*		*80 - 120*		*12/13/23 21:58*	*1*

Lab Sample ID: LCS 410-453749/4
Matrix: Water
Analysis Batch: 453749

Client Sample ID: Lab Control Sample
Prep Type: Total/NA

Analyte	Spike Added	LCS Result	LCS Qualifier	Unit	D	%Rec	%Rec Limits
1,1,1,2-Tetrachloroethane	5.00	5.13		ug/L		103	71 - 134
cis-1,3-Dichloropropene	5.00	5.04		ug/L		101	67 - 121
trans-1,3-Dichloropropene	5.00	5.45		ug/L		109	61 - 129
Ethylbenzene	5.00	5.16		ug/L		103	80 - 120
Styrene	5.00	5.11		ug/L		102	80 - 120
1,4-Dichlorobenzene	5.00	5.20		ug/L		104	80 - 120
1,2-Dibromoethane	5.00	5.50		ug/L		110	80 - 120
1,1-Dichloropropene	5.00	5.25		ug/L		105	74 - 120
1,2-Dichloroethane	5.00	5.41		ug/L		108	69 - 122
1,2,3-Trichlorobenzene	5.00	5.28		ug/L		106	68 - 125
1,2,3-Trichloropropane	5.00	5.35		ug/L		107	80 - 125
Toluene	5.00	5.11		ug/L		102	80 - 120
Chlorobenzene	5.00	5.31		ug/L		106	80 - 120
1,2,4-Trimethylbenzene	5.00	4.92		ug/L		98	80 - 120
1,2,4-Trichlorobenzene	5.00	5.08		ug/L		102	68 - 122
Dibromochloromethane	5.00	5.53		ug/L		111	64 - 138
Xylenes, Total	15.0	15.1		ug/L		101	80 - 120
Tetrachloroethene	5.00	5.29		ug/L		106	80 - 120
cis-1,2-Dichloroethene	5.00	5.29		ug/L		106	80 - 122
trans-1,2-Dichloroethene	5.00	5.21		ug/L		104	80 - 122
Methyl tertiary butyl ether	5.00	4.77		ug/L		95	69 - 120
1,3,5-Trimethylbenzene	5.00	4.90		ug/L		98	80 - 120
1,3-Dichlorobenzene	5.00	5.15		ug/L		103	80 - 120
1,3-Dichloropropane	5.00	5.53		ug/L		111	80 - 120
Chloroform	5.00	5.23		ug/L		105	80 - 120
Benzene	5.00	5.34		ug/L		107	80 - 120
1,1,1-Trichloroethane	5.00	5.23		ug/L		105	78 - 126
Bromomethane	5.00	4.98		ug/L		100	60 - 136
Chloromethane	5.00	4.75		ug/L		95	56 - 124

Method: 8260C LL - Volatile Organic Compounds by GC/MS (Continued)

Lab Sample ID: LCS 410-453749/4
Matrix: Water
Analysis Batch: 453749

Client Sample ID: Lab Control Sample
Prep Type: Total/NA

Analyte	Spike Added	LCS Result	LCS Qualifier	Unit	D	%Rec	%Rec Limits
Chloroethane	5.00	5.34		ug/L		107	63 - 120
2,2-Dichloropropane	5.00	4.98		ug/L		100	61 - 141
Vinyl chloride	5.00	4.66		ug/L		93	60 - 125
Methylene Chloride	5.00	5.35		ug/L		107	80 - 120
Carbon disulfide	5.00	4.70		ug/L		94	67 - 130
Bromoform	5.00	5.31		ug/L		106	49 - 144
Bromodichloromethane	5.00	5.43		ug/L		109	73 - 124
1,1-Dichloroethane	5.00	5.28		ug/L		106	74 - 120
2-Chlorotoluene	5.00	4.90		ug/L		98	80 - 120
1,1-Dichloroethene	5.00	5.16		ug/L		103	80 - 131
Trichlorofluoromethane	5.00	5.35		ug/L		107	62 - 136
4-Chlorotoluene	5.00	5.08		ug/L		102	80 - 120
Dichlorodifluoromethane	5.00	4.08		ug/L		82	43 - 123
1,2-Dichloropropane	5.00	5.63		ug/L		113	80 - 120
1,1,2-Trichloroethane	5.00	5.48		ug/L		110	80 - 120
Acrylonitrile	25.0	29.9		ug/L		120	64 - 139
Trichloroethene	5.00	5.17		ug/L		103	80 - 120
1,1,2,2-Tetrachloroethane	5.00	5.43		ug/L		109	75 - 123
1,2-Dichlorobenzene	5.00	5.07		ug/L		101	80 - 120
1,2-Dibromo-3-Chloropropane	5.00	4.66		ug/L		93	56 - 148
Bromobenzene	5.00	5.19		ug/L		104	80 - 120
Bromochloromethane	5.00	5.60		ug/L		112	80 - 120
Isopropylbenzene	5.00	5.25		ug/L		105	80 - 120
Dibromomethane	5.00	5.67		ug/L		113	80 - 122
di-Isopropyl ether	5.00	5.04		ug/L		101	58 - 131
Ethyl t-butyl ether	5.00	4.76		ug/L		95	57 - 126
Hexachlorobutadiene	5.00	5.72		ug/L		114	72 - 132
Naphthalene	5.00	4.75		ug/L		95	64 - 122
n-Butylbenzene	5.00	5.20		ug/L		104	74 - 123
N-Propylbenzene	5.00	5.06		ug/L		101	74 - 122
p-Isopropyltoluene	5.00	5.00		ug/L		100	80 - 120
sec-Butylbenzene	5.00	5.05		ug/L		101	80 - 120
t-Amyl methyl ether	5.00	4.84		ug/L		97	65 - 125
t-Butyl alcohol	50.0	34.0		ug/L		68	62 - 138
tert-Butylbenzene	5.00	4.40		ug/L		88	79 - 120
trans-1,4-Dichloro-2-butene	25.0	27.7		ug/L		111	10 - 172

Surrogate	*LCS %Recovery*	*LCS Qualifier*	*Limits*
1,2-Dichloroethane-d4 (Surr)	*97*		*80 - 120*
Dibromofluoromethane (Surr)	*98*		*80 - 120*
4-Bromofluorobenzene (Surr)	*96*		*80 - 120*
Toluene-d8 (Surr)	*96*		*80 - 120*

Method: 8260C LL - Volatile Organic Compounds by GC/MS (Continued)

Lab Sample ID: LCSD 410-453749/5
Matrix: Water
Analysis Batch: 453749

Client Sample ID: Lab Control Sample Dup
Prep Type: Total/NA

Analyte	Spike Added	LCSD Result	LCSD Qualifier	Unit	D	%Rec	%Rec Limits	RPD	RPD Limit
1,1,1,2-Tetrachloroethane	5.00	5.12		ug/L		102	71 - 134	0	30
cis-1,3-Dichloropropene	5.00	4.98		ug/L		100	67 - 121	1	30
trans-1,3-Dichloropropene	5.00	5.36		ug/L		107	61 - 129	2	30
Ethylbenzene	5.00	5.13		ug/L		103	80 - 120	1	30
Styrene	5.00	5.02		ug/L		100	80 - 120	2	30
1,4-Dichlorobenzene	5.00	5.08		ug/L		102	80 - 120	2	30
1,2-Dibromoethane	5.00	5.47		ug/L		109	80 - 120	1	30
1,1-Dichloropropene	5.00	5.17		ug/L		103	74 - 120	2	30
1,2-Dichloroethane	5.00	5.35		ug/L		107	69 - 122	1	30
1,2,3-Trichlorobenzene	5.00	4.88		ug/L		98	68 - 125	8	30
1,2,3-Trichloropropane	5.00	5.45		ug/L		109	80 - 125	2	30
Toluene	5.00	5.07		ug/L		101	80 - 120	1	30
Chlorobenzene	5.00	5.17		ug/L		103	80 - 120	3	30
1,2,4-Trimethylbenzene	5.00	4.85		ug/L		97	80 - 120	1	30
1,2,4-Trichlorobenzene	5.00	4.87		ug/L		97	68 - 122	4	30
Dibromochloromethane	5.00	5.46		ug/L		109	64 - 138	1	30
Xylenes, Total	15.0	15.0		ug/L		100	80 - 120	1	30
Tetrachloroethene	5.00	5.20		ug/L		104	80 - 120	2	30
cis-1,2-Dichloroethene	5.00	5.23		ug/L		105	80 - 122	1	30
trans-1,2-Dichloroethene	5.00	5.10		ug/L		102	80 - 122	2	30
Methyl tertiary butyl ether	5.00	4.78		ug/L		96	69 - 120	0	30
1,3,5-Trimethylbenzene	5.00	4.87		ug/L		97	80 - 120	1	30
1,3-Dichlorobenzene	5.00	5.11		ug/L		102	80 - 120	1	30
1,3-Dichloropropane	5.00	5.42		ug/L		108	80 - 120	2	30
Chloroform	5.00	5.23		ug/L		105	80 - 120	0	30
Benzene	5.00	5.31		ug/L		106	80 - 120	0	30
1,1,1-Trichloroethane	5.00	5.18		ug/L		104	78 - 126	1	30
Bromomethane	5.00	4.90		ug/L		98	60 - 136	2	30
Chloromethane	5.00	4.58		ug/L		92	56 - 124	4	30
Chloroethane	5.00	5.14		ug/L		103	63 - 120	4	30
2,2-Dichloropropane	5.00	4.93		ug/L		99	61 - 141	1	30
Vinyl chloride	5.00	4.48		ug/L		90	60 - 125	4	30
Methylene Chloride	5.00	5.20		ug/L		104	80 - 120	3	30
Carbon disulfide	5.00	4.60		ug/L		92	67 - 130	2	30
Bromoform	5.00	5.28		ug/L		106	49 - 144	1	30
Bromodichloromethane	5.00	5.42		ug/L		108	73 - 124	0	30
1,1-Dichloroethane	5.00	5.31		ug/L		106	74 - 120	1	30
2-Chlorotoluene	5.00	4.86		ug/L		97	80 - 120	1	30
1,1-Dichloroethene	5.00	5.05		ug/L		101	80 - 131	2	30
Trichlorofluoromethane	5.00	5.20		ug/L		104	62 - 136	3	30
4-Chlorotoluene	5.00	5.09		ug/L		102	80 - 120	0	30
Dichlorodifluoromethane	5.00	3.84		ug/L		77	43 - 123	6	30
1,2-Dichloropropane	5.00	5.56		ug/L		111	80 - 120	1	30
1,1,2-Trichloroethane	5.00	5.48		ug/L		110	80 - 120	0	30
Acrylonitrile	25.0	28.4		ug/L		114	64 - 139	5	30
Trichloroethene	5.00	5.11		ug/L		102	80 - 120	1	30
1,1,2,2-Tetrachloroethane	5.00	5.36		ug/L		107	75 - 123	1	30
1,2-Dichlorobenzene	5.00	5.04		ug/L		101	80 - 120	1	30

Method: 8260C LL - Volatile Organic Compounds by GC/MS (Continued)

Lab Sample ID: LCSD 410-453749/5
Matrix: Water
Analysis Batch: 453749

Client Sample ID: Lab Control Sample Dup
Prep Type: Total/NA

Analyte			Spike Added	LCSD Result	LCSD Qualifier	Unit	D	%Rec	%Rec Limits	RPD	RPD Limit
1,2-Dibromo-3-Chloropropane			5.00	4.71		ug/L		94	56 - 148	1	30
Bromobenzene			5.00	5.17		ug/L		103	80 - 120	0	30
Bromochloromethane			5.00	5.56		ug/L		111	80 - 120	1	30
Isopropylbenzene			5.00	5.23		ug/L		105	80 - 120	0	30
Dibromomethane			5.00	5.60		ug/L		112	80 - 122	1	30
di-Isopropyl ether			5.00	4.98		ug/L		100	58 - 131	1	30
Ethyl t-butyl ether			5.00	4.79		ug/L		96	57 - 126	1	30
Hexachlorobutadiene			5.00	5.51		ug/L		110	72 - 132	4	30
Naphthalene			5.00	4.61		ug/L		92	64 - 122	3	30
n-Butylbenzene			5.00	5.12		ug/L		102	74 - 123	2	30
N-Propylbenzene			5.00	4.99		ug/L		100	74 - 122	1	30
p-Isopropyltoluene			5.00	4.89		ug/L		98	80 - 120	2	30
sec-Butylbenzene			5.00	4.93		ug/L		99	80 - 120	2	30
t-Amyl methyl ether			5.00	4.87		ug/L		97	65 - 125	1	30
t-Butyl alcohol			50.0	36.3		ug/L		73	62 - 138	7	30
tert-Butylbenzene			5.00	4.35		ug/L		87	79 - 120	1	30
trans-1,4-Dichloro-2-butene			25.0	26.9		ug/L		108	10 - 172	3	30

Surrogate	*LCSD %Recovery*	*LCSD Qualifier*	*Limits*
1,2-Dichloroethane-d4 (Surr)	*95*		*80 - 120*
Dibromofluoromethane (Surr)	*98*		*80 - 120*
4-Bromofluorobenzene (Surr)	*96*		*80 - 120*
Toluene-d8 (Surr)	*96*		*80 - 120*

Method: 8015D - Gasoline Range Organics (GRO) (GC)

Lab Sample ID: MB 410-452357/5
Matrix: Water
Analysis Batch: 452357

Client Sample ID: Method Blank
Prep Type: Total/NA

Analyte	MB Result	MB Qualifier	RL	MDL	Unit	D	Prepared	Analyzed	Dil Fac
GRO (1C)	ND		0.050	0.023	mg/L			12/11/23 12:43	1

Surrogate	*MB %Recovery*	*MB Qualifier*	*Limits*	*Prepared*	*Analyzed*	*Dil Fac*
a,a,a-Trifluorotoluene (fid) (1C)	*100*		*63 - 135*		*12/11/23 12:43*	*1*

Lab Sample ID: LCS 410-452357/6
Matrix: Water
Analysis Batch: 452357

Client Sample ID: Lab Control Sample
Prep Type: Total/NA

Analyte			Spike Added	LCS Result	LCS Qualifier	Unit	D	%Rec	%Rec Limits		
GRO (1C)			1.10	0.935		mg/L		85	70 - 123		

Surrogate	*LCS %Recovery*	*LCS Qualifier*	*Limits*
a,a,a-Trifluorotoluene (fid) (1C)	*92*		*63 - 135*

Method: 8015D - Gasoline Range Organics (GRO) (GC) (Continued)

Lab Sample ID: LCSD 410-452357/7 — **Client Sample ID: Lab Control Sample Dup**
Matrix: Water — **Prep Type: Total/NA**
Analysis Batch: 452357

Analyte			Spike Added	LCSD Result	LCSD Qualifier	Unit	D	%Rec	%Rec Limits	RPD	RPD Limit
GRO (1C)			1.10	0.929		mg/L		84	70 - 123	1	30

Surrogate	*LCSD %Recovery*	*LCSD Qualifier*	*Limits*
a,a,a-Trifluorotoluene (fid) (1C)	*92*		*63 - 135*

Lab Sample ID: MB 410-452359/5 — **Client Sample ID: Method Blank**
Matrix: Water — **Prep Type: Total/NA**
Analysis Batch: 452359

Analyte	MB Result	MB Qualifier	RL	MDL	Unit	D	Prepared	Analyzed	Dil Fac
GRO (1C)	ND		0.050	0.023	mg/L			12/11/23 12:44	1

Surrogate	*MB %Recovery*	*MB Qualifier*	*Limits*	*Prepared*	*Analyzed*	*Dil Fac*
a,a,a-Trifluorotoluene (fid) (1C)	*104*		*63 - 135*		*12/11/23 12:44*	*1*

Lab Sample ID: LCS 410-452359/6 — **Client Sample ID: Lab Control Sample**
Matrix: Water — **Prep Type: Total/NA**
Analysis Batch: 452359

Analyte			Spike Added	LCS Result	LCS Qualifier	Unit	D	%Rec	%Rec Limits		
GRO (1C)			1.10	1.04		mg/L		94	70 - 123		

Surrogate	*LCS %Recovery*	*LCS Qualifier*	*Limits*
a,a,a-Trifluorotoluene (fid) (1C)	*96*		*63 - 135*

Lab Sample ID: LCSD 410-452359/7 — **Client Sample ID: Lab Control Sample Dup**
Matrix: Water — **Prep Type: Total/NA**
Analysis Batch: 452359

Analyte			Spike Added	LCSD Result	LCSD Qualifier	Unit	D	%Rec	%Rec Limits	RPD	RPD Limit
GRO (1C)			1.10	1.05		mg/L		96	70 - 123	2	30

Surrogate	*LCSD %Recovery*	*LCSD Qualifier*	*Limits*
a,a,a-Trifluorotoluene (fid) (1C)	*97*		*63 - 135*

Method: 8015D - Diesel Range Organics (DRO) (GC)

Lab Sample ID: MB 410-453314/1-A — **Client Sample ID: Method Blank**
Matrix: Water — **Prep Type: Total/NA**
Analysis Batch: 453787 — **Prep Batch: 453314**

Analyte	MB Result	MB Qualifier	RL	MDL	Unit	D	Prepared	Analyzed	Dil Fac
DRO (C10-C28)	ND		100	55	ug/L		12/13/23 07:22	12/13/23 22:32	1

Surrogate	*MB %Recovery*	*MB Qualifier*	*Limits*	*Prepared*	*Analyzed*	*Dil Fac*
o- terphenyl (Surr)	*116*		*37 - 153*	*12/13/23 07:22*	*12/13/23 22:32*	*1*

Method: 8015D - Diesel Range Organics (DRO) (GC) (Continued)

Lab Sample ID: LCS 410-453314/2-A
Matrix: Water
Analysis Batch: 453787

Client Sample ID: Lab Control Sample
Prep Type: Total/NA
Prep Batch: 453314

Analyte			Spike Added	LCS Result	LCS Qualifier	Unit	D	%Rec	%Rec Limits		
DRO (C10-C28)			2670	2760		ug/L		103	78 - 133		

Surrogate	*LCS %Recovery*	*LCS Qualifier*	*Limits*
o- terphenyl (Surr)	*111*		*37 - 153*

GC/MS VOA

Analysis Batch: 452627

Lab Sample ID	Client Sample ID	Prep Type	Matrix	Method	Prep Batch
410-153675-1	MW-6	Total/NA	Water	8260C LL	
410-153675-2	MW-1	Total/NA	Water	8260C LL	
410-153675-3	MW-2	Total/NA	Water	8260C LL	
410-153675-4	MW-4	Total/NA	Water	8260C LL	
MB 410-452627/8	Method Blank	Total/NA	Water	8260C LL	
LCS 410-452627/5	Lab Control Sample	Total/NA	Water	8260C LL	
LCSD 410-452627/6	Lab Control Sample Dup	Total/NA	Water	8260C LL	

Analysis Batch: 453749

Lab Sample ID	Client Sample ID	Prep Type	Matrix	Method	Prep Batch
410-153675-5	MW-20A	Total/NA	Water	8260C LL	
410-153675-6	MW-11B	Total/NA	Water	8260C LL	
410-153675-7	MW-10A	Total/NA	Water	8260C LL	
410-153675-8	MW-10B	Total/NA	Water	8260C LL	
MB 410-453749/7	Method Blank	Total/NA	Water	8260C LL	
LCS 410-453749/4	Lab Control Sample	Total/NA	Water	8260C LL	
LCSD 410-453749/5	Lab Control Sample Dup	Total/NA	Water	8260C LL	

GC VOA

Analysis Batch: 452357

Lab Sample ID	Client Sample ID	Prep Type	Matrix	Method	Prep Batch
410-153675-5	MW-20A	Total/NA	Water	8015D	
410-153675-6	MW-11B	Total/NA	Water	8015D	
410-153675-7	MW-10A	Total/NA	Water	8015D	
410-153675-8	MW-10B	Total/NA	Water	8015D	
MB 410-452357/5	Method Blank	Total/NA	Water	8015D	
LCS 410-452357/6	Lab Control Sample	Total/NA	Water	8015D	
LCSD 410-452357/7	Lab Control Sample Dup	Total/NA	Water	8015D	

Analysis Batch: 452359

Lab Sample ID	Client Sample ID	Prep Type	Matrix	Method	Prep Batch
410-153675-1	MW-6	Total/NA	Water	8015D	
410-153675-2	MW-1	Total/NA	Water	8015D	
410-153675-3	MW-2	Total/NA	Water	8015D	
410-153675-4	MW-4	Total/NA	Water	8015D	
MB 410-452359/5	Method Blank	Total/NA	Water	8015D	
LCS 410-452359/6	Lab Control Sample	Total/NA	Water	8015D	
LCSD 410-452359/7	Lab Control Sample Dup	Total/NA	Water	8015D	

GC Semi VOA

Prep Batch: 453314

Lab Sample ID	Client Sample ID	Prep Type	Matrix	Method	Prep Batch
410-153675-1	MW-6	Total/NA	Water	3511	
410-153675-2	MW-1	Total/NA	Water	3511	
410-153675-3	MW-2	Total/NA	Water	3511	
410-153675-4	MW-4	Total/NA	Water	3511	
410-153675-5	MW-20A	Total/NA	Water	3511	
410-153675-6	MW-11B	Total/NA	Water	3511	
410-153675-7	MW-10A	Total/NA	Water	3511	
410-153675-8	MW-10B	Total/NA	Water	3511	

GC Semi VOA (Continued)

Prep Batch: 453314 (Continued)

Lab Sample ID	Client Sample ID	Prep Type	Matrix	Method	Prep Batch
MB 410-453314/1-A	Method Blank	Total/NA	Water	3511	
LCS 410-453314/2-A	Lab Control Sample	Total/NA	Water	3511	

Analysis Batch: 453787

Lab Sample ID	Client Sample ID	Prep Type	Matrix	Method	Prep Batch
410-153675-1	MW-6	Total/NA	Water	8015D	453314
410-153675-2	MW-1	Total/NA	Water	8015D	453314
410-153675-3	MW-2	Total/NA	Water	8015D	453314
410-153675-4	MW-4	Total/NA	Water	8015D	453314
410-153675-5	MW-20A	Total/NA	Water	8015D	453314
410-153675-6	MW-11B	Total/NA	Water	8015D	453314
410-153675-7	MW-10A	Total/NA	Water	8015D	453314
410-153675-8	MW-10B	Total/NA	Water	8015D	453314
MB 410-453314/1-A	Method Blank	Total/NA	Water	8015D	453314
LCS 410-453314/2-A	Lab Control Sample	Total/NA	Water	8015D	453314

Lab Chronicle

Client: Groundwater & Environmental Services Inc
Project/Site: High's Store No 141

Job ID: 410-153675-1

Client Sample ID: MW-6

Lab Sample ID: 410-153675-1
Date Collected: 12/04/23 10:25
Matrix: Water
Date Received: 12/06/23 18:06

Prep Type	Batch Type	Batch Method	Run	Dilution Factor	Batch Number	Analyst	Lab	Prepared or Analyzed
Total/NA	Analysis	8260C LL		1	452627	JS6E	ELLE	12/12/23 03:33
Total/NA	Analysis	8015D		1	452359	SE8S	ELLE	12/11/23 22:06
Total/NA	Prep	3511			453314	UMAD	ELLE	12/13/23 07:22
Total/NA	Analysis	8015D		1	453787	IUSB	ELLE	12/14/23 00:32

Client Sample ID: MW-1

Lab Sample ID: 410-153675-2
Date Collected: 12/04/23 11:15
Matrix: Water
Date Received: 12/06/23 18:06

Prep Type	Batch Type	Batch Method	Run	Dilution Factor	Batch Number	Analyst	Lab	Prepared or Analyzed
Total/NA	Analysis	8260C LL		1	452627	JS6E	ELLE	12/12/23 03:54
Total/NA	Analysis	8015D		1	452359	SE8S	ELLE	12/11/23 22:32
Total/NA	Prep	3511			453314	UMAD	ELLE	12/13/23 07:22
Total/NA	Analysis	8015D		1	453787	IUSB	ELLE	12/14/23 00:56

Client Sample ID: MW-2

Lab Sample ID: 410-153675-3
Date Collected: 12/04/23 12:05
Matrix: Water
Date Received: 12/06/23 18:06

Prep Type	Batch Type	Batch Method	Run	Dilution Factor	Batch Number	Analyst	Lab	Prepared or Analyzed
Total/NA	Analysis	8260C LL		1	452627	JS6E	ELLE	12/12/23 04:15
Total/NA	Analysis	8015D		1	452359	SE8S	ELLE	12/11/23 22:58
Total/NA	Prep	3511			453314	UMAD	ELLE	12/13/23 07:22
Total/NA	Analysis	8015D		1	453787	IUSB	ELLE	12/14/23 01:20

Client Sample ID: MW-4

Lab Sample ID: 410-153675-4
Date Collected: 12/04/23 13:25
Matrix: Water
Date Received: 12/06/23 18:06

Prep Type	Batch Type	Batch Method	Run	Dilution Factor	Batch Number	Analyst	Lab	Prepared or Analyzed
Total/NA	Analysis	8260C LL		1	452627	JS6E	ELLE	12/12/23 04:36
Total/NA	Analysis	8015D		1	452359	SE8S	ELLE	12/11/23 23:24
Total/NA	Prep	3511			453314	UMAD	ELLE	12/13/23 07:22
Total/NA	Analysis	8015D		1	453787	IUSB	ELLE	12/14/23 01:44

Client Sample ID: MW-20A

Lab Sample ID: 410-153675-5
Date Collected: 12/05/23 11:30
Matrix: Water
Date Received: 12/06/23 18:06

Prep Type	Batch Type	Batch Method	Run	Dilution Factor	Batch Number	Analyst	Lab	Prepared or Analyzed
Total/NA	Analysis	8260C LL		1	453749	JS6E	ELLE	12/13/23 23:01
Total/NA	Analysis	8015D		1	452357	SE8S	ELLE	12/11/23 18:19
Total/NA	Prep	3511			453314	UMAD	ELLE	12/13/23 07:22
Total/NA	Analysis	8015D		1	453787	IUSB	ELLE	12/14/23 02:08

Lab Chronicle

Client: Groundwater & Environmental Services Inc
Project/Site: High's Store No 141

Job ID: 410-153675-1

Client Sample ID: MW-11B

Lab Sample ID: 410-153675-6

Date Collected: 12/05/23 12:35
Date Received: 12/06/23 18:06

Matrix: Water

Prep Type	Batch Type	Batch Method	Run	Dilution Factor	Batch Number	Analyst	Lab	Prepared or Analyzed
Total/NA	Analysis	8260C LL		1	453749	JS6E	ELLE	12/13/23 23:23
Total/NA	Analysis	8015D		1	452357	SE8S	ELLE	12/11/23 18:44
Total/NA	Prep	3511			453314	UMAD	ELLE	12/13/23 07:22
Total/NA	Analysis	8015D		1	453787	IUSB	ELLE	12/14/23 03:44

Client Sample ID: MW-10A

Lab Sample ID: 410-153675-7

Date Collected: 12/05/23 13:40
Date Received: 12/06/23 18:06

Matrix: Water

Prep Type	Batch Type	Batch Method	Run	Dilution Factor	Batch Number	Analyst	Lab	Prepared or Analyzed
Total/NA	Analysis	8260C LL		1	453749	JS6E	ELLE	12/13/23 23:43
Total/NA	Analysis	8015D		1	452357	SE8S	ELLE	12/11/23 19:10
Total/NA	Prep	3511			453314	UMAD	ELLE	12/13/23 07:22
Total/NA	Analysis	8015D		1	453787	IUSB	ELLE	12/14/23 04:08

Client Sample ID: MW-10B

Lab Sample ID: 410-153675-8

Date Collected: 12/05/23 14:50
Date Received: 12/06/23 18:06

Matrix: Water

Prep Type	Batch Type	Batch Method	Run	Dilution Factor	Batch Number	Analyst	Lab	Prepared or Analyzed
Total/NA	Analysis	8260C LL		1	453749	JS6E	ELLE	12/14/23 00:04
Total/NA	Analysis	8015D		1	452357	SE8S	ELLE	12/11/23 19:35
Total/NA	Prep	3511			453314	UMAD	ELLE	12/13/23 07:22
Total/NA	Analysis	8015D		1	453787	IUSB	ELLE	12/14/23 04:32

Laboratory References:

ELLE = Eurofins Lancaster Laboratories Environment Testing, LLC, 2425 New Holland Pike, Lancaster, PA 17601, TEL (717)656-2300

Laboratory: Eurofins Lancaster Laboratories Environment Testing, LLC

Unless otherwise noted, all analytes for this laboratory were covered under each accreditation/certification below.

Authority	Program	Identification Number	Expiration Date
Maryland	State	100	06-30-24

The following analytes are included in this report, but the laboratory is not certified by the governing authority. This list may include analytes for which the agency does not offer certification.

Analysis Method	Prep Method	Matrix	Analyte
8015D		Water	GRO (1C)
8015D	3511	Water	DRO (C10-C28)
8260C LL		Water	1,1,1,2-Tetrachloroethane
8260C LL		Water	1,1,1-Trichloroethane
8260C LL		Water	1,1,2,2-Tetrachloroethane
8260C LL		Water	1,1,2-Trichloroethane
8260C LL		Water	1,1-Dichloroethane
8260C LL		Water	1,1-Dichloroethene
8260C LL		Water	1,1-Dichloropropene
8260C LL		Water	1,2,3-Trichlorobenzene
8260C LL		Water	1,2,3-Trichloropropane
8260C LL		Water	1,2,4-Trichlorobenzene
8260C LL		Water	1,2,4-Trimethylbenzene
8260C LL		Water	1,2-Dibromo-3-Chloropropane
8260C LL		Water	1,2-Dibromoethane
8260C LL		Water	1,2-Dichlorobenzene
8260C LL		Water	1,2-Dichloroethane
8260C LL		Water	1,2-Dichloropropane
8260C LL		Water	1,3,5-Trimethylbenzene
8260C LL		Water	1,3-Dichlorobenzene
8260C LL		Water	1,3-Dichloropropane
8260C LL		Water	1,4-Dichlorobenzene
8260C LL		Water	2,2-Dichloropropane
8260C LL		Water	2-Chlorotoluene
8260C LL		Water	4-Chlorotoluene
8260C LL		Water	Acrylonitrile
8260C LL		Water	Benzene
8260C LL		Water	Bromobenzene
8260C LL		Water	Bromochloromethane
8260C LL		Water	Bromodichloromethane
8260C LL		Water	Bromoform
8260C LL		Water	Bromomethane
8260C LL		Water	Carbon disulfide
8260C LL		Water	Chlorobenzene
8260C LL		Water	Chloroethane
8260C LL		Water	Chloroform
8260C LL		Water	Chloromethane
8260C LL		Water	cis-1,2-Dichloroethene
8260C LL		Water	cis-1,3-Dichloropropene
8260C LL		Water	Dibromochloromethane
8260C LL		Water	Dibromomethane
8260C LL		Water	Dichlorodifluoromethane
8260C LL		Water	di-Isopropyl ether
8260C LL		Water	Ethyl t-butyl ether
8260C LL		Water	Ethylbenzene

Laboratory: Eurofins Lancaster Laboratories Environment Testing, LLC (Continued)

Unless otherwise noted, all analytes for this laboratory were covered under each accreditation/certification below.

Authority	Program	Identification Number	Expiration Date

The following analytes are included in this report, but the laboratory is not certified by the governing authority. This list may include analytes for which the agency does not offer certification.

Analysis Method	Prep Method	Matrix	Analyte
8260C LL		Water	Hexachlorobutadiene
8260C LL		Water	Isopropylbenzene
8260C LL		Water	Methyl tertiary butyl ether
8260C LL		Water	Methylene Chloride
8260C LL		Water	Naphthalene
8260C LL		Water	n-Butylbenzene
8260C LL		Water	N-Propylbenzene
8260C LL		Water	p-Isopropyltoluene
8260C LL		Water	sec-Butylbenzene
8260C LL		Water	Styrene
8260C LL		Water	t-Amyl methyl ether
8260C LL		Water	t-Butyl alcohol
8260C LL		Water	tert-Butylbenzene
8260C LL		Water	Tetrachloroethene
8260C LL		Water	Toluene
8260C LL		Water	trans-1,2-Dichloroethene
8260C LL		Water	trans-1,3-Dichloropropene
8260C LL		Water	trans-1,4-Dichloro-2-butene
8260C LL		Water	Trichloroethene
8260C LL		Water	Trichlorofluoromethane
8260C LL		Water	Vinyl chloride
8260C LL		Water	Xylenes, Total

Method Summary

Client: Groundwater & Environmental Services Inc
Project/Site: High's Store No 141

Job ID: 410-153675-1

Method	Method Description	Protocol	Laboratory
8260C LL	Volatile Organic Compounds by GC/MS	SW846	ELLE
8015D	Gasoline Range Organics (GRO) (GC)	SW846	ELLE
8015D	Diesel Range Organics (DRO) (GC)	SW846	ELLE
3511	Microextraction of Organic Compounds	SW846	ELLE
5030B	Purge and Trap	SW846	ELLE
5030C	Purge and Trap	SW846	ELLE

Protocol References:

SW846 = "Test Methods For Evaluating Solid Waste, Physical/Chemical Methods", Third Edition, November 1986 And Its Updates.

Laboratory References:

ELLE = Eurofins Lancaster Laboratories Environment Testing, LLC, 2425 New Holland Pike, Lancaster, PA 17601, TEL (717)656-2300

Sample Summary

Client: Groundwater & Environmental Services Inc
Project/Site: High's Store No 141

Job ID: 410-153675-1

Lab Sample ID	Client Sample ID	Matrix	Collected	Received
410-153675-1	MW-6	Water	12/04/23 10:25	12/06/23 18:06
410-153675-2	MW-1	Water	12/04/23 11:15	12/06/23 18:06
410-153675-3	MW-2	Water	12/04/23 12:05	12/06/23 18:06
410-153675-4	MW-4	Water	12/04/23 13:25	12/06/23 18:06
410-153675-5	MW-20A	Water	12/05/23 11:30	12/06/23 18:06
410-153675-6	MW-11B	Water	12/05/23 12:35	12/06/23 18:06
410-153675-7	MW-10A	Water	12/05/23 13:40	12/06/23 18:06
410-153675-8	MW-10B	Water	12/05/23 14:50	12/06/23 18:06

410-153675 Chain of Custody

Page 1 of 1

Environmental Analysis Request/Chain of Custody

Lancaster Laboratories Environmental

Acct. # _____ Group # _____ Sample # _____

Client: Groundwater & Env. Services, Inc.

Project Name/#: High's Store No. 141 | Site ID #:

Project Manager: Peter Reichardt | P.O. #: 0403465/06/206

Sampler: Jeff Plummer | PWSID #:

Phone #: 800-220-3606 x 3726 | Quote #:

State where sample(s) were collected: 19200 Middletown Rd, Parkton, MD

Matrix: ☐ Sediment ☐ Soil ☑ Ground ☐ Potable ☐ Surface ☐ NPDES ☐ Water ☐ Other:

Analyses Requested / Preservation Codes

Sample Identification	Collection Date	Collection Time	Grab	Composite	Total # of Containers	Full Suite VOCs plus oxygenates and Napthalene (8260)	TPH-GRO (8015B)	TPH-DRO (8015B)	Remarks
						H	H	H	
MW-6	12-4-23	1025	X		7	X	X	X	EQEDD file name:
MW-1	↓	1115	↓	↓	↓	↓	↓	↓	High's Store No 141-
MW-2	↓	1205	↓	↓	↓	↓	↓	↓	lab report #.17962.
MW-4	12-4-23	1325	↓	↓	↓	↓	↓	↓	EQEDD.zip
MW-20A	12-5-23	1130	↓	↓	↓	↓	↓	↓	Send invoice to:
MW-11B	↓	1235	↓	↓	↓	↓	↓	↓	ges-invoices@
MW-10A	↓	1340	↓	↓	↓	↓	↓	↓	gesonline.com &
MW-10B	12-5-23	1450	X	X	7	X	X	X	include PO #

For Lab Use Only: SF #: _____ SCR #: _____

Preservation Codes: H = HCl, T = Thiosulfate, N = HNO_3, B = NaOH, S = H_2SO_4, P = H_3PO_4, O = Other

Turnaround Time Requested (TAT) (please check): Standard ☑ Rush ☐
(Rush TAT is subject to laboratory approval and surcharges.)

Date results are needed:

Rush results requested by (please check): E-Mail ☑ Phone ☐

E-mail Address: midatlantic@gesonline.com & ges@equisonline.com

Phone:

Data Package Options (please check if required)

Type I (Validation/non-CLP) ☐ MA MCP ☐

Type III (Reduced non-CLP) ☐ CT RCP ☐

Type VI (Raw Data Only) ☐ TX TRRP-13 ☐

NYSDEC Category ☐ A or ☐ B

EDD Required? Yes ☑ No ☐ If yes, format: GES EQEDD

EQEDD Name: High's Store No 141-lab report #.17962.EQEDD.zip

Relinquished by:	Date	Time	Received by:	Date	Time
Jeff Plummer	12-6-23	0800	Denise Woodin	12-6-23	0800
Denise Woodin	12-6-23	13:30	[illegible]	12/6/23	13:30
[illegible]	12/6/23	18:06			
			[illegible]	12/6/23	1806

Relinquished by Commercial Carrier:

UPS _____ FedEx _____ Other X

Temperature upon receipt R: 5.6 C: 5.5c

Eurofins Lancaster Laboratories Environmental, LLC • 2425 New Holland Pike, Lancaster, PA 17601 • 717-656-2300

7045 0614

HA

12/15/2023 MR

Login Sample Receipt Checklist

Client: Groundwater & Environmental Services Inc

Job Number: 410-153675-1

Login Number: 153675

List Source: Eurofins Lancaster Laboratories Environment Testing, LLC

List Number: 1

Creator: Arroyo, Haley

Question	Answer	Comment
The cooler's custody seal is intact.	N/A	
The cooler or samples do not appear to have been compromised or tampered with.	True	
Samples were received on ice.	True	
Cooler Temperature acceptable,where thermal pres is required(</=6C, not frozen).	True	
Cooler Temperature is recorded.	True	
WV:Container Temp acceptable,where thermal pres is required (</=6C, not frozen).	N/A	
WV: Container Temperature is recorded.	N/A	
COC is present.	True	
COC is filled out in ink and legible.	True	
COC is filled out with all pertinent information.	True	
There are no discrepancies between the containers received and the COC.	True	
Sample containers have legible labels.	True	
Containers are not broken or leaking.	True	
Sample collection date/times are provided.	True	
Appropriate sample containers are used.	True	
Sample bottles are completely filled.	True	
There is sufficient vol. for all requested analyses.	True	
Is the Field Sampler's name present on COC?	True	
Sample custody seals are intact.	N/A	
VOA sample vials do not have headspace >6mm in diameter (none, if from WV)?	True	

eurofins | Environment Testing

ANALYTICAL REPORT

PREPARED FOR

Attn: Peter Reichardt
Groundwater & Environmental Services Inc
1350 Blair Drive
Suite H-2
Odenton, Maryland 21113

Generated 12/13/2023 8:58:16 AM

JOB DESCRIPTION

High's Store No 141

JOB NUMBER

410-153679-1

Eurofins Lancaster Laboratories Environment Testing, LLC
2425 New Holland Pike
Lancaster PA 17601

See page two for job notes and contact information.

my EOL

Eurofins Lancaster Laboratories Environment Testing, LLC

Job Notes

This report may not be reproduced except in full, and with written approval from the laboratory. The results relate only to the samples tested. For questions please contact the Project Manager at the e-mail address or telephone number listed on this page.

Analytical test results meet all requirements of the associated regulatory program (i.e., NELAC (TNI), DoD, and ISO 17025) unless otherwise noted under the individual analysis.

Authorization

Generated
12/13/2023 8:58:16 AM

Authorized for release by
Amek Carter, Project Manager
Loran.Carter@et.eurofinsus.com
(717)556-7252

Compliance Statement

Analytical test results meet all requirements of the associated regulatory program (e.g., NELAC (TNI), DoD, and ISO 17025) unless otherwise noted under the individual analysis. Data qualifiers are applied to note exceptions. Noncompliant quality control (QC) is further explained in narrative comments.
· QC results that exceed the upper limits and are associated with non-detect samples are qualified but further narration is not required since the bias is high and does not change a non-detect result. Further narration is also not required with QC blank detection when the associated sample concentration is non-detect or more than ten times the level in the blank.
· Matrix QC may not be reported if insufficient sample or site-specific QC samples were not submitted. In these situations, to demonstrate precision and accuracy at a batch level, a LCS/LCSD is performed, unless otherwise specified in the method.
· Surrogate and/or isotope dilution analyte recoveries (if applicable) which are outside of the QC window are confirmed unless attributed to a dilution or otherwise noted in the narrative.
Regulated compliance samples (e.g. SDWA, NPDES) must comply with the associated agency requirements/permits.

Measurement uncertainty values, as applicable, are available upon request.

Test results relate only to the sample tested. Clients should be aware that a critical step in a chemical or microbiological analysis is the collection of the sample. Unless the sample analyzed is truly representative of the bulk of material involved, the test results will be meaningless. If you have questions regarding the proper techniques of collecting samples, please contact us. We cannot be held responsible for sample integrity, however, unless sampling has been performed by a member of our staff. Times are local to the area of activity. Parameters listed in the 40 CFR Part 136 Table II as "analyze immediately" and tested in the laboratory are not performed within 15 minutes of collection.

This report shall not be reproduced except in full, without the written approval of the laboratory.

WARRANTY AND LIMITS OF LIABILITY - In accepting analytical work, we warrant the accuracy of test results for the sample as submitted. The foregoing express warranty is exclusive and is given in lieu of all other warranties, expressed or implied, except as otherwise agreed. We disclaim any other warranties, expressed or implied, including a warranty of fitness for particular purpose and warranty of merchantability. In no event shall Eurofins Lancaster Laboratories Environmental, LLC be liable for indirect, special, consequential, or incidental damages including, but not limited to, damages for loss of profit or goodwill regardless of (A) the negligence (either sole or concurrent) of Eurofins Lancaster Laboratories Environmental and (B) whether Eurofins Lancaster Laboratories Environmental has been informed of the possibility of such damages. We accept no legal responsibility for the purposes for which the client uses the test results. Except as otherwise agreed, no purchase order or other order for work shall be accepted by Eurofins Lancaster Laboratories Environmental which includes any conditions that vary from the Standard Terms and Conditions, and Eurofins Lancaster Laboratories Environmental hereby objects to any conflicting terms contained in any acceptance or order submitted by client.

Table of Contents

Cover Page 1
Table of Contents 4
Definitions/Glossary 5
Case Narrative 6
Detection Summary 7
Client Sample Results 8
Surrogate Summary 15
QC Sample Results 16
QC Association Summary 18
Lab Chronicle 19
Certification Summary 20
Method Summary 21
Sample Summary 22
Chain of Custody 23
Receipt Checklists 24

Definitions/Glossary

Client: Groundwater & Environmental Services Inc
Job ID: 410-153679-1
Project/Site: High's Store No 141

Qualifiers

GC/MS VOA

Qualifier	Qualifier Description
cn	Refer to Case Narrative for further detail
J	Result is less than the RL but greater than or equal to the MDL and the concentration is an approximate value.

Glossary

Abbreviation	These commonly used abbreviations may or may not be present in this report.
¤	Listed under the "D" column to designate that the result is reported on a dry weight basis
%R	Percent Recovery
CFL	Contains Free Liquid
CFU	Colony Forming Unit
CNF	Contains No Free Liquid
DER	Duplicate Error Ratio (normalized absolute difference)
Dil Fac	Dilution Factor
DL	Detection Limit (DoD/DOE)
DL, RA, RE, IN	Indicates a Dilution, Re-analysis, Re-extraction, or additional Initial metals/anion analysis of the sample
DLC	Decision Level Concentration (Radiochemistry)
EDL	Estimated Detection Limit (Dioxin)
LOD	Limit of Detection (DoD/DOE)
LOQ	Limit of Quantitation (DoD/DOE)
MCL	EPA recommended "Maximum Contaminant Level"
MDA	Minimum Detectable Activity (Radiochemistry)
MDC	Minimum Detectable Concentration (Radiochemistry)
MDL	Method Detection Limit
ML	Minimum Level (Dioxin)
MPN	Most Probable Number
MQL	Method Quantitation Limit
NC	Not Calculated
ND	Not Detected at the reporting limit (or MDL or EDL if shown)
NEG	Negative / Absent
POS	Positive / Present
PQL	Practical Quantitation Limit
PRES	Presumptive
QC	Quality Control
RER	Relative Error Ratio (Radiochemistry)
RL	Reporting Limit or Requested Limit (Radiochemistry)
RPD	Relative Percent Difference, a measure of the relative difference between two points
TEF	Toxicity Equivalent Factor (Dioxin)
TEQ	Toxicity Equivalent Quotient (Dioxin)
TNTC	Too Numerous To Count

Job ID: 410-153679-1

Laboratory: Eurofins Lancaster Laboratories Environment Testing, LLC

Narrative

Job Narrative
410-153679-1

Analytical test results meet all requirements of the associated regulatory program listed on the Accreditation/Certification Summary Page unless otherwise noted under the individual analysis. Data qualifiers are applied to indicate exceptions. Noncompliant quality control (QC) is further explained in narrative comments.

Matrix QC may not be reported if insufficient sample or site-specific QC samples were not submitted. In these situations, to demonstrate precision and accuracy at a batch level, a LCS/LCSD may be performed, unless otherwise specified in the method.
Surrogate and/or isotope dilution analyte recoveries (if applicable) which are outside of the QC window are confirmed unless attributed to a dilution or otherwise noted in the narrative.

Regulated compliance samples (e.g. SDWA, NPDES) must comply with the associated agency requirements/permits.

Receipt
The samples were received on 12/6/2023 6:06 PM. Unless otherwise noted below, the samples arrived in good condition, and, where required, properly preserved and on ice. The temperature of the cooler at receipt time was 5.5°C

Receipt Exceptions
A trip blank was not submitted for analysis with this sample shipment; and was not listed on the Chain of Custody (COC).

GC/MS VOA
Method 524.2_Preserved: Volatile compounds have been detected above the RL for the following sample: 1606-RAY-INF (410-153679-3). Since a field reagent blank/trip blank was not submitted, any potential contamination from the sampling/transport process cannot be assessed.

No additional analytical or quality issues were noted, other than those described above or in the Definitions/ Glossary page.

Detection Summary

Client: Groundwater & Environmental Services Inc
Project/Site: High's Store No 141

Job ID: 410-153679-1

Client Sample ID: 1606-RAY-EFF — Lab Sample ID: 410-153679-1

No Detections.

Client Sample ID: 1606-RAY-MID2 — Lab Sample ID: 410-153679-2

No Detections.

Client Sample ID: 1606-RAY-INF — Lab Sample ID: 410-153679-3

Analyte	Result	Qualifier	RL	MDL	Unit	Dil Fac	D	Method	Prep Type
Methyl tertiary butyl ether	1.0	cn	0.50	0.10	ug/L	1		524.2	Total/NA
Tetrachloroethene	0.14	J cn	0.50	0.10	ug/L	1		524.2	Total/NA

Client Sample ID: PW01-INF — Lab Sample ID: 410-153679-4

Analyte	Result	Qualifier	RL	MDL	Unit	Dil Fac	D	Method	Prep Type
Methyl tertiary butyl ether	0.12	J	0.50	0.10	ug/L	1		524.2	Total/NA

Client Sample ID: PW02-INF — Lab Sample ID: 410-153679-5

No Detections.

Client Sample ID: 1612-RAY-INF — Lab Sample ID: 410-153679-6

Analyte	Result	Qualifier	RL	MDL	Unit	Dil Fac	D	Method	Prep Type
Methyl tertiary butyl ether	0.22	J	0.50	0.10	ug/L	1		524.2	Total/NA

Client Sample ID: PW03-INF — Lab Sample ID: 410-153679-7

No Detections.

This Detection Summary does not include radiochemical test results.

Client Sample Results

Client: Groundwater & Environmental Services Inc
Project/Site: High's Store No 141

Job ID: 410-153679-1

Client Sample ID: 1606-RAY-EFF

Lab Sample ID: 410-153679-1

Date Collected: 12/05/23 09:10

Matrix: Water

Date Received: 12/06/23 18:06

Method: EPA-DW 524.2 - Volatile Organic Compounds (GC/MS)

Analyte	Result	Qualifier	RL	MDL	Unit	D	Prepared	Analyzed	Dil Fac
t-Amyl methyl ether	ND		0.50	0.10	ug/L			12/12/23 17:59	1
Benzene	ND		0.50	0.10	ug/L			12/12/23 17:59	1
t-Butyl alcohol	ND		25	2.5	ug/L			12/12/23 17:59	1
Carbon tetrachloride	ND		0.50	0.10	ug/L			12/12/23 17:59	1
Chlorobenzene	ND		0.50	0.10	ug/L			12/12/23 17:59	1
1,2-Dichlorobenzene	ND		0.50	0.20	ug/L			12/12/23 17:59	1
1,3-Dichlorobenzene	ND		0.50	0.10	ug/L			12/12/23 17:59	1
1,2-Dichloroethane	ND		0.50	0.10	ug/L			12/12/23 17:59	1
1,1-Dichloroethene	ND		0.50	0.10	ug/L			12/12/23 17:59	1
cis-1,2-Dichloroethene	ND		0.50	0.10	ug/L			12/12/23 17:59	1
trans-1,2-Dichloroethene	ND		0.50	0.10	ug/L			12/12/23 17:59	1
1,2-Dichloropropane	ND		0.50	0.10	ug/L			12/12/23 17:59	1
Ethyl t-butyl ether	ND		0.50	0.10	ug/L			12/12/23 17:59	1
Ethylbenzene	ND		0.50	0.10	ug/L			12/12/23 17:59	1
di-Isopropyl ether	ND		0.50	0.10	ug/L			12/12/23 17:59	1
Methyl tertiary butyl ether	ND		0.50	0.10	ug/L			12/12/23 17:59	1
Methylene Chloride	ND		0.50	0.20	ug/L			12/12/23 17:59	1
Naphthalene	ND		0.50	0.20	ug/L			12/12/23 17:59	1
Styrene	ND		0.50	0.10	ug/L			12/12/23 17:59	1
Tetrachloroethene	ND		0.50	0.10	ug/L			12/12/23 17:59	1
Toluene	ND		0.50	0.10	ug/L			12/12/23 17:59	1
1,2,4-Trichlorobenzene	ND		0.50	0.20	ug/L			12/12/23 17:59	1
1,1,1-Trichloroethane	ND		0.50	0.10	ug/L			12/12/23 17:59	1
1,1,2-Trichloroethane	ND		0.50	0.10	ug/L			12/12/23 17:59	1
Trichloroethene	ND		0.50	0.10	ug/L			12/12/23 17:59	1
Vinyl chloride	ND		0.50	0.10	ug/L			12/12/23 17:59	1
Xylenes, Total	ND		0.50	0.10	ug/L			12/12/23 17:59	1

Surrogate	*%Recovery*	*Qualifier*	*Limits*	*Prepared*	*Analyzed*	*Dil Fac*
4-Bromofluorobenzene (Surr)	*95*		*80 - 120*		*12/12/23 17:59*	*1*
1,2-Dichlorobenzene-d4 (Surr)	*108*		*80 - 120*		*12/12/23 17:59*	*1*

Client Sample Results

Client: Groundwater & Environmental Services Inc
Project/Site: High's Store No 141

Job ID: 410-153679-1

Client Sample ID: 1606-RAY-MID2

Lab Sample ID: 410-153679-2

Date Collected: 12/05/23 09:15

Matrix: Water

Date Received: 12/06/23 18:06

Method: EPA-DW 524.2 - Volatile Organic Compounds (GC/MS)

Analyte	Result	Qualifier	RL	MDL	Unit	D	Prepared	Analyzed	Dil Fac
t-Amyl methyl ether	ND		0.50	0.10	ug/L			12/12/23 18:23	1
Benzene	ND		0.50	0.10	ug/L			12/12/23 18:23	1
t-Butyl alcohol	ND		25	2.5	ug/L			12/12/23 18:23	1
Carbon tetrachloride	ND		0.50	0.10	ug/L			12/12/23 18:23	1
Chlorobenzene	ND		0.50	0.10	ug/L			12/12/23 18:23	1
1,2-Dichlorobenzene	ND		0.50	0.20	ug/L			12/12/23 18:23	1
1,3-Dichlorobenzene	ND		0.50	0.10	ug/L			12/12/23 18:23	1
1,2-Dichloroethane	ND		0.50	0.10	ug/L			12/12/23 18:23	1
1,1-Dichloroethene	ND		0.50	0.10	ug/L			12/12/23 18:23	1
cis-1,2-Dichloroethene	ND		0.50	0.10	ug/L			12/12/23 18:23	1
trans-1,2-Dichloroethene	ND		0.50	0.10	ug/L			12/12/23 18:23	1
1,2-Dichloropropane	ND		0.50	0.10	ug/L			12/12/23 18:23	1
Ethyl t-butyl ether	ND		0.50	0.10	ug/L			12/12/23 18:23	1
Ethylbenzene	ND		0.50	0.10	ug/L			12/12/23 18:23	1
di-Isopropyl ether	ND		0.50	0.10	ug/L			12/12/23 18:23	1
Methyl tertiary butyl ether	ND		0.50	0.10	ug/L			12/12/23 18:23	1
Methylene Chloride	ND		0.50	0.20	ug/L			12/12/23 18:23	1
Naphthalene	ND		0.50	0.20	ug/L			12/12/23 18:23	1
Styrene	ND		0.50	0.10	ug/L			12/12/23 18:23	1
Tetrachloroethene	ND		0.50	0.10	ug/L			12/12/23 18:23	1
Toluene	ND		0.50	0.10	ug/L			12/12/23 18:23	1
1,2,4-Trichlorobenzene	ND		0.50	0.20	ug/L			12/12/23 18:23	1
1,1,1-Trichloroethane	ND		0.50	0.10	ug/L			12/12/23 18:23	1
1,1,2-Trichloroethane	ND		0.50	0.10	ug/L			12/12/23 18:23	1
Trichloroethene	ND		0.50	0.10	ug/L			12/12/23 18:23	1
Vinyl chloride	ND		0.50	0.10	ug/L			12/12/23 18:23	1
Xylenes, Total	ND		0.50	0.10	ug/L			12/12/23 18:23	1

Surrogate	*%Recovery*	*Qualifier*	*Limits*	*Prepared*	*Analyzed*	*Dil Fac*
4-Bromofluorobenzene (Surr)	*96*		*80 - 120*		*12/12/23 18:23*	*1*
1,2-Dichlorobenzene-d4 (Surr)	*110*		*80 - 120*		*12/12/23 18:23*	*1*

Client Sample Results

Client: Groundwater & Environmental Services Inc
Project/Site: High's Store No 141

Job ID: 410-153679-1

Client Sample ID: 1606-RAY-INF

Lab Sample ID: 410-153679-3

Date Collected: 12/05/23 09:20
Matrix: Water
Date Received: 12/06/23 18:06

Method: EPA-DW 524.2 - Volatile Organic Compounds (GC/MS)

Analyte	Result	Qualifier	RL	MDL	Unit	D	Prepared	Analyzed	Dil Fac
t-Amyl methyl ether	ND	cn	0.50	0.10	ug/L			12/12/23 18:46	1
Benzene	ND	cn	0.50	0.10	ug/L			12/12/23 18:46	1
t-Butyl alcohol	ND	cn	25	2.5	ug/L			12/12/23 18:46	1
Carbon tetrachloride	ND	cn	0.50	0.10	ug/L			12/12/23 18:46	1
Chlorobenzene	ND	cn	0.50	0.10	ug/L			12/12/23 18:46	1
1,2-Dichlorobenzene	ND	cn	0.50	0.20	ug/L			12/12/23 18:46	1
1,3-Dichlorobenzene	ND	cn	0.50	0.10	ug/L			12/12/23 18:46	1
1,2-Dichloroethane	ND	cn	0.50	0.10	ug/L			12/12/23 18:46	1
1,1-Dichloroethene	ND	cn	0.50	0.10	ug/L			12/12/23 18:46	1
cis-1,2-Dichloroethene	ND	cn	0.50	0.10	ug/L			12/12/23 18:46	1
trans-1,2-Dichloroethene	ND	cn	0.50	0.10	ug/L			12/12/23 18:46	1
1,2-Dichloropropane	ND	cn	0.50	0.10	ug/L			12/12/23 18:46	1
Ethyl t-butyl ether	ND	cn	0.50	0.10	ug/L			12/12/23 18:46	1
Ethylbenzene	ND	cn	0.50	0.10	ug/L			12/12/23 18:46	1
di-Isopropyl ether	ND	cn	0.50	0.10	ug/L			12/12/23 18:46	1
Methyl tertiary butyl ether	**1.0**	**cn**	0.50	0.10	ug/L			12/12/23 18:46	1
Methylene Chloride	ND	cn	0.50	0.20	ug/L			12/12/23 18:46	1
Naphthalene	ND	cn	0.50	0.20	ug/L			12/12/23 18:46	1
Styrene	ND	cn	0.50	0.10	ug/L			12/12/23 18:46	1
Tetrachloroethene	**0.14**	**J cn**	0.50	0.10	ug/L			12/12/23 18:46	1
Toluene	ND	cn	0.50	0.10	ug/L			12/12/23 18:46	1
1,2,4-Trichlorobenzene	ND	cn	0.50	0.20	ug/L			12/12/23 18:46	1
1,1,1-Trichloroethane	ND	cn	0.50	0.10	ug/L			12/12/23 18:46	1
1,1,2-Trichloroethane	ND	cn	0.50	0.10	ug/L			12/12/23 18:46	1
Trichloroethene	ND	cn	0.50	0.10	ug/L			12/12/23 18:46	1
Vinyl chloride	ND	cn	0.50	0.10	ug/L			12/12/23 18:46	1
Xylenes, Total	ND	cn	0.50	0.10	ug/L			12/12/23 18:46	1

Surrogate	*%Recovery*	*Qualifier*	*Limits*	*Prepared*	*Analyzed*	*Dil Fac*
4-Bromofluorobenzene (Surr)	*96*	*cn*	*80 - 120*		*12/12/23 18:46*	*1*
1,2-Dichlorobenzene-d4 (Surr)	*109*	*cn*	*80 - 120*		*12/12/23 18:46*	*1*

Client Sample Results

Client: Groundwater & Environmental Services Inc
Project/Site: High's Store No 141

Job ID: 410-153679-1

Client Sample ID: PW01-INF

Lab Sample ID: 410-153679-4

Date Collected: 12/05/23 09:40
Matrix: Water
Date Received: 12/06/23 18:06

Method: EPA-DW 524.2 - Volatile Organic Compounds (GC/MS)

Analyte	Result	Qualifier	RL	MDL	Unit	D	Prepared	Analyzed	Dil Fac
t-Amyl methyl ether	ND		0.50	0.10	ug/L			12/12/23 19:09	1
Benzene	ND		0.50	0.10	ug/L			12/12/23 19:09	1
t-Butyl alcohol	ND		25	2.5	ug/L			12/12/23 19:09	1
Carbon tetrachloride	ND		0.50	0.10	ug/L			12/12/23 19:09	1
Chlorobenzene	ND		0.50	0.10	ug/L			12/12/23 19:09	1
1,2-Dichlorobenzene	ND		0.50	0.20	ug/L			12/12/23 19:09	1
1,3-Dichlorobenzene	ND		0.50	0.10	ug/L			12/12/23 19:09	1
1,2-Dichloroethane	ND		0.50	0.10	ug/L			12/12/23 19:09	1
1,1-Dichloroethene	ND		0.50	0.10	ug/L			12/12/23 19:09	1
cis-1,2-Dichloroethene	ND		0.50	0.10	ug/L			12/12/23 19:09	1
trans-1,2-Dichloroethene	ND		0.50	0.10	ug/L			12/12/23 19:09	1
1,2-Dichloropropane	ND		0.50	0.10	ug/L			12/12/23 19:09	1
Ethyl t-butyl ether	ND		0.50	0.10	ug/L			12/12/23 19:09	1
Ethylbenzene	ND		0.50	0.10	ug/L			12/12/23 19:09	1
di-Isopropyl ether	ND		0.50	0.10	ug/L			12/12/23 19:09	1
Methyl tertiary butyl ether	**0.12**	**J**	0.50	0.10	ug/L			12/12/23 19:09	1
Methylene Chloride	ND		0.50	0.20	ug/L			12/12/23 19:09	1
Naphthalene	ND		0.50	0.20	ug/L			12/12/23 19:09	1
Styrene	ND		0.50	0.10	ug/L			12/12/23 19:09	1
Tetrachloroethene	ND		0.50	0.10	ug/L			12/12/23 19:09	1
Toluene	ND		0.50	0.10	ug/L			12/12/23 19:09	1
1,2,4-Trichlorobenzene	ND		0.50	0.20	ug/L			12/12/23 19:09	1
1,1,1-Trichloroethane	ND		0.50	0.10	ug/L			12/12/23 19:09	1
1,1,2-Trichloroethane	ND		0.50	0.10	ug/L			12/12/23 19:09	1
Trichloroethene	ND		0.50	0.10	ug/L			12/12/23 19:09	1
Vinyl chloride	ND		0.50	0.10	ug/L			12/12/23 19:09	1
Xylenes, Total	ND		0.50	0.10	ug/L			12/12/23 19:09	1

Surrogate	*%Recovery*	*Qualifier*	*Limits*	*Prepared*	*Analyzed*	*Dil Fac*
4-Bromofluorobenzene (Surr)	*94*		*80 - 120*		*12/12/23 19:09*	*1*
1,2-Dichlorobenzene-d4 (Surr)	*108*		*80 - 120*		*12/12/23 19:09*	*1*

Client Sample Results

Client: Groundwater & Environmental Services Inc
Project/Site: High's Store No 141

Job ID: 410-153679-1

Client Sample ID: PW02-INF

Lab Sample ID: 410-153679-5

Date Collected: 12/05/23 09:45
Matrix: Water
Date Received: 12/06/23 18:06

Method: EPA-DW 524.2 - Volatile Organic Compounds (GC/MS)

Analyte	Result	Qualifier	RL	MDL	Unit	D	Prepared	Analyzed	Dil Fac
t-Amyl methyl ether	ND		0.50	0.10	ug/L			12/12/23 19:32	1
Benzene	ND		0.50	0.10	ug/L			12/12/23 19:32	1
t-Butyl alcohol	ND		25	2.5	ug/L			12/12/23 19:32	1
Carbon tetrachloride	ND		0.50	0.10	ug/L			12/12/23 19:32	1
Chlorobenzene	ND		0.50	0.10	ug/L			12/12/23 19:32	1
1,2-Dichlorobenzene	ND		0.50	0.20	ug/L			12/12/23 19:32	1
1,3-Dichlorobenzene	ND		0.50	0.10	ug/L			12/12/23 19:32	1
1,2-Dichloroethane	ND		0.50	0.10	ug/L			12/12/23 19:32	1
1,1-Dichloroethene	ND		0.50	0.10	ug/L			12/12/23 19:32	1
cis-1,2-Dichloroethene	ND		0.50	0.10	ug/L			12/12/23 19:32	1
trans-1,2-Dichloroethene	ND		0.50	0.10	ug/L			12/12/23 19:32	1
1,2-Dichloropropane	ND		0.50	0.10	ug/L			12/12/23 19:32	1
Ethyl t-butyl ether	ND		0.50	0.10	ug/L			12/12/23 19:32	1
Ethylbenzene	ND		0.50	0.10	ug/L			12/12/23 19:32	1
di-Isopropyl ether	ND		0.50	0.10	ug/L			12/12/23 19:32	1
Methyl tertiary butyl ether	ND		0.50	0.10	ug/L			12/12/23 19:32	1
Methylene Chloride	ND		0.50	0.20	ug/L			12/12/23 19:32	1
Naphthalene	ND		0.50	0.20	ug/L			12/12/23 19:32	1
Styrene	ND		0.50	0.10	ug/L			12/12/23 19:32	1
Tetrachloroethene	ND		0.50	0.10	ug/L			12/12/23 19:32	1
Toluene	ND		0.50	0.10	ug/L			12/12/23 19:32	1
1,2,4-Trichlorobenzene	ND		0.50	0.20	ug/L			12/12/23 19:32	1
1,1,1-Trichloroethane	ND		0.50	0.10	ug/L			12/12/23 19:32	1
1,1,2-Trichloroethane	ND		0.50	0.10	ug/L			12/12/23 19:32	1
Trichloroethene	ND		0.50	0.10	ug/L			12/12/23 19:32	1
Vinyl chloride	ND		0.50	0.10	ug/L			12/12/23 19:32	1
Xylenes, Total	ND		0.50	0.10	ug/L			12/12/23 19:32	1

Surrogate	*%Recovery*	*Qualifier*	*Limits*	*Prepared*	*Analyzed*	*Dil Fac*
4-Bromofluorobenzene (Surr)	*95*		*80 - 120*		*12/12/23 19:32*	*1*
1,2-Dichlorobenzene-d4 (Surr)	*110*		*80 - 120*		*12/12/23 19:32*	*1*

Client Sample Results

Client: Groundwater & Environmental Services Inc
Project/Site: High's Store No 141

Job ID: 410-153679-1

Client Sample ID: 1612-RAY-INF

Lab Sample ID: 410-153679-6

Date Collected: 12/05/23 10:10

Matrix: Water

Date Received: 12/06/23 18:06

Method: EPA-DW 524.2 - Volatile Organic Compounds (GC/MS)

Analyte	Result	Qualifier	RL	MDL	Unit	D	Prepared	Analyzed	Dil Fac
t-Amyl methyl ether	ND		0.50	0.10	ug/L			12/12/23 19:56	1
Benzene	ND		0.50	0.10	ug/L			12/12/23 19:56	1
t-Butyl alcohol	ND		25	2.5	ug/L			12/12/23 19:56	1
Carbon tetrachloride	ND		0.50	0.10	ug/L			12/12/23 19:56	1
Chlorobenzene	ND		0.50	0.10	ug/L			12/12/23 19:56	1
1,2-Dichlorobenzene	ND		0.50	0.20	ug/L			12/12/23 19:56	1
1,3-Dichlorobenzene	ND		0.50	0.10	ug/L			12/12/23 19:56	1
1,2-Dichloroethane	ND		0.50	0.10	ug/L			12/12/23 19:56	1
1,1-Dichloroethene	ND		0.50	0.10	ug/L			12/12/23 19:56	1
cis-1,2-Dichloroethene	ND		0.50	0.10	ug/L			12/12/23 19:56	1
trans-1,2-Dichloroethene	ND		0.50	0.10	ug/L			12/12/23 19:56	1
1,2-Dichloropropane	ND		0.50	0.10	ug/L			12/12/23 19:56	1
Ethyl t-butyl ether	ND		0.50	0.10	ug/L			12/12/23 19:56	1
Ethylbenzene	ND		0.50	0.10	ug/L			12/12/23 19:56	1
di-Isopropyl ether	ND		0.50	0.10	ug/L			12/12/23 19:56	1
Methyl tertiary butyl ether	**0.22**	**J**	0.50	0.10	ug/L			12/12/23 19:56	1
Methylene Chloride	ND		0.50	0.20	ug/L			12/12/23 19:56	1
Naphthalene	ND		0.50	0.20	ug/L			12/12/23 19:56	1
Styrene	ND		0.50	0.10	ug/L			12/12/23 19:56	1
Tetrachloroethene	ND		0.50	0.10	ug/L			12/12/23 19:56	1
Toluene	ND		0.50	0.10	ug/L			12/12/23 19:56	1
1,2,4-Trichlorobenzene	ND		0.50	0.20	ug/L			12/12/23 19:56	1
1,1,1-Trichloroethane	ND		0.50	0.10	ug/L			12/12/23 19:56	1
1,1,2-Trichloroethane	ND		0.50	0.10	ug/L			12/12/23 19:56	1
Trichloroethene	ND		0.50	0.10	ug/L			12/12/23 19:56	1
Vinyl chloride	ND		0.50	0.10	ug/L			12/12/23 19:56	1
Xylenes, Total	ND		0.50	0.10	ug/L			12/12/23 19:56	1

Surrogate	*%Recovery*	*Qualifier*	*Limits*	*Prepared*	*Analyzed*	*Dil Fac*
4-Bromofluorobenzene (Surr)	*95*		*80 - 120*		*12/12/23 19:56*	*1*
1,2-Dichlorobenzene-d4 (Surr)	*111*		*80 - 120*		*12/12/23 19:56*	*1*

Client Sample Results

Client: Groundwater & Environmental Services Inc
Project/Site: High's Store No 141

Job ID: 410-153679-1

Client Sample ID: PW03-INF

Lab Sample ID: 410-153679-7

Date Collected: 12/05/23 10:30

Matrix: Water

Date Received: 12/06/23 18:06

Method: EPA-DW 524.2 - Volatile Organic Compounds (GC/MS)

Analyte	Result	Qualifier	RL	MDL	Unit	D	Prepared	Analyzed	Dil Fac
t-Amyl methyl ether	ND		0.50	0.10	ug/L			12/12/23 20:19	1
Benzene	ND		0.50	0.10	ug/L			12/12/23 20:19	1
t-Butyl alcohol	ND		25	2.5	ug/L			12/12/23 20:19	1
Carbon tetrachloride	ND		0.50	0.10	ug/L			12/12/23 20:19	1
Chlorobenzene	ND		0.50	0.10	ug/L			12/12/23 20:19	1
1,2-Dichlorobenzene	ND		0.50	0.20	ug/L			12/12/23 20:19	1
1,3-Dichlorobenzene	ND		0.50	0.10	ug/L			12/12/23 20:19	1
1,2-Dichloroethane	ND		0.50	0.10	ug/L			12/12/23 20:19	1
1,1-Dichloroethene	ND		0.50	0.10	ug/L			12/12/23 20:19	1
cis-1,2-Dichloroethene	ND		0.50	0.10	ug/L			12/12/23 20:19	1
trans-1,2-Dichloroethene	ND		0.50	0.10	ug/L			12/12/23 20:19	1
1,2-Dichloropropane	ND		0.50	0.10	ug/L			12/12/23 20:19	1
Ethyl t-butyl ether	ND		0.50	0.10	ug/L			12/12/23 20:19	1
Ethylbenzene	ND		0.50	0.10	ug/L			12/12/23 20:19	1
di-Isopropyl ether	ND		0.50	0.10	ug/L			12/12/23 20:19	1
Methyl tertiary butyl ether	ND		0.50	0.10	ug/L			12/12/23 20:19	1
Methylene Chloride	ND		0.50	0.20	ug/L			12/12/23 20:19	1
Naphthalene	ND		0.50	0.20	ug/L			12/12/23 20:19	1
Styrene	ND		0.50	0.10	ug/L			12/12/23 20:19	1
Tetrachloroethene	ND		0.50	0.10	ug/L			12/12/23 20:19	1
Toluene	ND		0.50	0.10	ug/L			12/12/23 20:19	1
1,2,4-Trichlorobenzene	ND		0.50	0.20	ug/L			12/12/23 20:19	1
1,1,1-Trichloroethane	ND		0.50	0.10	ug/L			12/12/23 20:19	1
1,1,2-Trichloroethane	ND		0.50	0.10	ug/L			12/12/23 20:19	1
Trichloroethene	ND		0.50	0.10	ug/L			12/12/23 20:19	1
Vinyl chloride	ND		0.50	0.10	ug/L			12/12/23 20:19	1
Xylenes, Total	ND		0.50	0.10	ug/L			12/12/23 20:19	1

Surrogate	*%Recovery*	*Qualifier*	*Limits*	*Prepared*	*Analyzed*	*Dil Fac*
4-Bromofluorobenzene (Surr)	*96*		*80 - 120*		*12/12/23 20:19*	*1*
1,2-Dichlorobenzene-d4 (Surr)	*109*		*80 - 120*		*12/12/23 20:19*	*1*

Surrogate Summary

Client: Groundwater & Environmental Services Inc
Project/Site: High's Store No 141

Job ID: 410-153679-1

Method: 524.2 - Volatile Organic Compounds (GC/MS)

Matrix: Water **Prep Type: Total/NA**

		Percent Surrogate Recovery (Acceptance Limits)									
		BFB	DCZ								
Lab Sample ID	**Client Sample ID**	**(80-120)**	**(80-120)**								
410-153679-1	1606-RAY-EFF	95	108								
410-153679-2	1606-RAY-MID2	96	110								
410-153679-3	1606-RAY-INF	96 cn	109 cn								
410-153679-4	PW01-INF	94	108								
410-153679-5	PW02-INF	95	110								
410-153679-6	1612-RAY-INF	95	111								
410-153679-7	PW03-INF	96	109								
LCS 410-452920/4	Lab Control Sample	109	115								
MB 410-452920/6	Method Blank	97	108								

Surrogate Legend

BFB = 4-Bromofluorobenzene (Surr)

DCZ = 1,2-Dichlorobenzene-d4 (Surr)

Method: 524.2 - Volatile Organic Compounds (GC/MS)

Lab Sample ID: MB 410-452920/6
Matrix: Water
Analysis Batch: 452920

Client Sample ID: Method Blank
Prep Type: Total/NA

Analyte	MB Result	MB Qualifier	RL	MDL	Unit	D	Prepared	Analyzed	Dil Fac
t-Amyl methyl ether	ND		0.50	0.10	ug/L			12/12/23 12:33	1
Benzene	ND		0.50	0.10	ug/L			12/12/23 12:33	1
t-Butyl alcohol	ND		25	2.5	ug/L			12/12/23 12:33	1
Carbon tetrachloride	ND		0.50	0.10	ug/L			12/12/23 12:33	1
Chlorobenzene	ND		0.50	0.10	ug/L			12/12/23 12:33	1
1,2-Dichlorobenzene	ND		0.50	0.20	ug/L			12/12/23 12:33	1
1,3-Dichlorobenzene	ND		0.50	0.10	ug/L			12/12/23 12:33	1
1,2-Dichloroethane	ND		0.50	0.10	ug/L			12/12/23 12:33	1
1,1-Dichloroethene	ND		0.50	0.10	ug/L			12/12/23 12:33	1
cis-1,2-Dichloroethene	ND		0.50	0.10	ug/L			12/12/23 12:33	1
trans-1,2-Dichloroethene	ND		0.50	0.10	ug/L			12/12/23 12:33	1
1,2-Dichloropropane	ND		0.50	0.10	ug/L			12/12/23 12:33	1
Ethyl t-butyl ether	ND		0.50	0.10	ug/L			12/12/23 12:33	1
Ethylbenzene	ND		0.50	0.10	ug/L			12/12/23 12:33	1
di-Isopropyl ether	ND		0.50	0.10	ug/L			12/12/23 12:33	1
Methyl tertiary butyl ether	ND		0.50	0.10	ug/L			12/12/23 12:33	1
Methylene Chloride	ND		0.50	0.20	ug/L			12/12/23 12:33	1
Naphthalene	ND		0.50	0.20	ug/L			12/12/23 12:33	1
Styrene	ND		0.50	0.10	ug/L			12/12/23 12:33	1
Tetrachloroethene	ND		0.50	0.10	ug/L			12/12/23 12:33	1
Toluene	ND		0.50	0.10	ug/L			12/12/23 12:33	1
1,2,4-Trichlorobenzene	ND		0.50	0.20	ug/L			12/12/23 12:33	1
1,1,1-Trichloroethane	ND		0.50	0.10	ug/L			12/12/23 12:33	1
1,1,2-Trichloroethane	ND		0.50	0.10	ug/L			12/12/23 12:33	1
Trichloroethene	ND		0.50	0.10	ug/L			12/12/23 12:33	1
Vinyl chloride	ND		0.50	0.10	ug/L			12/12/23 12:33	1
Xylenes, Total	ND		0.50	0.10	ug/L			12/12/23 12:33	1

Surrogate	*MB %Recovery*	*MB Qualifier*	*Limits*	*Prepared*	*Analyzed*	*Dil Fac*
4-Bromofluorobenzene (Surr)	*97*		*80 - 120*		*12/12/23 12:33*	*1*
1,2-Dichlorobenzene-d4 (Surr)	*108*		*80 - 120*		*12/12/23 12:33*	*1*

Lab Sample ID: LCS 410-452920/4
Matrix: Water
Analysis Batch: 452920

Client Sample ID: Lab Control Sample
Prep Type: Total/NA

Analyte	Spike Added	LCS Result	LCS Qualifier	Unit	D	%Rec	%Rec Limits
t-Amyl methyl ether	5.00	4.28		ug/L		86	70 - 130
Benzene	5.00	4.98		ug/L		100	70 - 130
t-Butyl alcohol	50.0	64.8		ug/L		130	70 - 130
Carbon tetrachloride	5.00	5.30		ug/L		106	70 - 130
Chlorobenzene	5.00	5.13		ug/L		103	70 - 130
1,2-Dichlorobenzene	5.00	5.45		ug/L		109	70 - 130
1,3-Dichlorobenzene	5.00	5.52		ug/L		110	70 - 130
1,2-Dichloroethane	5.00	4.78		ug/L		96	70 - 130
1,1-Dichloroethene	5.00	5.35		ug/L		107	70 - 130
cis-1,2-Dichloroethene	5.00	5.36		ug/L		107	70 - 130
trans-1,2-Dichloroethene	5.00	5.35		ug/L		107	70 - 130

Method: 524.2 - Volatile Organic Compounds (GC/MS) (Continued)

Lab Sample ID: LCS 410-452920/4
Matrix: Water
Analysis Batch: 452920

Client Sample ID: Lab Control Sample
Prep Type: Total/NA

Analyte	Spike Added	LCS Result	LCS Qualifier	Unit	D	%Rec	%Rec Limits
1,2-Dichloropropane	5.00	4.81		ug/L		96	70 - 130
Ethyl t-butyl ether	5.00	4.92		ug/L		98	70 - 130
Ethylbenzene	5.00	5.11		ug/L		102	70 - 130
di-Isopropyl ether	5.00	5.02		ug/L		100	70 - 130
Methyl tertiary butyl ether	5.00	4.92		ug/L		98	70 - 130
Methylene Chloride	5.00	5.50		ug/L		110	70 - 130
Naphthalene	5.00	4.40		ug/L		88	70 - 130
Styrene	5.00	5.12		ug/L		102	70 - 130
Tetrachloroethene	5.00	5.43		ug/L		109	70 - 130
Toluene	5.00	4.90		ug/L		98	70 - 130
1,2,4-Trichlorobenzene	5.00	4.96		ug/L		99	70 - 130
1,1,1-Trichloroethane	5.00	5.11		ug/L		102	70 - 130
1,1,2-Trichloroethane	5.00	5.13		ug/L		103	70 - 130
Trichloroethene	5.00	4.88		ug/L		98	70 - 130
Vinyl chloride	2.00	1.96		ug/L		98	70 - 130
Xylenes, Total	15.0	15.3		ug/L		102	70 - 130

Surrogate	*LCS %Recovery*	*LCS Qualifier*	*Limits*
4-Bromofluorobenzene (Surr)	*109*		*80 - 120*
1,2-Dichlorobenzene-d4 (Surr)	*115*		*80 - 120*

QC Association Summary

Client: Groundwater & Environmental Services Inc
Project/Site: High's Store No 141

Job ID: 410-153679-1

GC/MS VOA

Analysis Batch: 452920

Lab Sample ID	Client Sample ID	Prep Type	Matrix	Method	Prep Batch
410-153679-1	1606-RAY-EFF	Total/NA	Water	524.2	
410-153679-2	1606-RAY-MID2	Total/NA	Water	524.2	
410-153679-3	1606-RAY-INF	Total/NA	Water	524.2	
410-153679-4	PW01-INF	Total/NA	Water	524.2	
410-153679-5	PW02-INF	Total/NA	Water	524.2	
410-153679-6	1612-RAY-INF	Total/NA	Water	524.2	
410-153679-7	PW03-INF	Total/NA	Water	524.2	
MB 410-452920/6	Method Blank	Total/NA	Water	524.2	
LCS 410-452920/4	Lab Control Sample	Total/NA	Water	524.2	

Lab Chronicle

Client: Groundwater & Environmental Services Inc
Project/Site: High's Store No 141

Job ID: 410-153679-1

Client Sample ID: 1606-RAY-EFF — Lab Sample ID: 410-153679-1

Date Collected: 12/05/23 09:10 — **Matrix: Water**
Date Received: 12/06/23 18:06

Prep Type	Batch Type	Batch Method	Run	Dilution Factor	Batch Number	Analyst	Lab	Prepared or Analyzed
Total/NA	Analysis	524.2		1	452920	UJML	ELLE	12/12/23 17:59

Client Sample ID: 1606-RAY-MID2 — Lab Sample ID: 410-153679-2

Date Collected: 12/05/23 09:15 — **Matrix: Water**
Date Received: 12/06/23 18:06

Prep Type	Batch Type	Batch Method	Run	Dilution Factor	Batch Number	Analyst	Lab	Prepared or Analyzed
Total/NA	Analysis	524.2		1	452920	UJML	ELLE	12/12/23 18:23

Client Sample ID: 1606-RAY-INF — Lab Sample ID: 410-153679-3

Date Collected: 12/05/23 09:20 — **Matrix: Water**
Date Received: 12/06/23 18:06

Prep Type	Batch Type	Batch Method	Run	Dilution Factor	Batch Number	Analyst	Lab	Prepared or Analyzed
Total/NA	Analysis	524.2		1	452920	UJML	ELLE	12/12/23 18:46

Client Sample ID: PW01-INF — Lab Sample ID: 410-153679-4

Date Collected: 12/05/23 09:40 — **Matrix: Water**
Date Received: 12/06/23 18:06

Prep Type	Batch Type	Batch Method	Run	Dilution Factor	Batch Number	Analyst	Lab	Prepared or Analyzed
Total/NA	Analysis	524.2		1	452920	UJML	ELLE	12/12/23 19:09

Client Sample ID: PW02-INF — Lab Sample ID: 410-153679-5

Date Collected: 12/05/23 09:45 — **Matrix: Water**
Date Received: 12/06/23 18:06

Prep Type	Batch Type	Batch Method	Run	Dilution Factor	Batch Number	Analyst	Lab	Prepared or Analyzed
Total/NA	Analysis	524.2		1	452920	UJML	ELLE	12/12/23 19:32

Client Sample ID: 1612-RAY-INF — Lab Sample ID: 410-153679-6

Date Collected: 12/05/23 10:10 — **Matrix: Water**
Date Received: 12/06/23 18:06

Prep Type	Batch Type	Batch Method	Run	Dilution Factor	Batch Number	Analyst	Lab	Prepared or Analyzed
Total/NA	Analysis	524.2		1	452920	UJML	ELLE	12/12/23 19:56

Client Sample ID: PW03-INF — Lab Sample ID: 410-153679-7

Date Collected: 12/05/23 10:30 — **Matrix: Water**
Date Received: 12/06/23 18:06

Prep Type	Batch Type	Batch Method	Run	Dilution Factor	Batch Number	Analyst	Lab	Prepared or Analyzed
Total/NA	Analysis	524.2		1	452920	UJML	ELLE	12/12/23 20:19

Laboratory References:

ELLE = Eurofins Lancaster Laboratories Environment Testing, LLC, 2425 New Holland Pike, Lancaster, PA 17601, TEL (717)656-2300

Accreditation/Certification Summary

Client: Groundwater & Environmental Services Inc
Job ID: 410-153679-1
Project/Site: High's Store No 141

Laboratory: Eurofins Lancaster Laboratories Environment Testing, LLC

Unless otherwise noted, all analytes for this laboratory were covered under each accreditation/certification below.

Authority	Program	Identification Number	Expiration Date
Maryland	State	100	06-30-24

The following analytes are included in this report, but the laboratory is not certified by the governing authority. This list may include analytes for which the agency does not offer certification.

Analysis Method	Prep Method	Matrix	Analyte
524.2		Water	1,3-Dichlorobenzene
524.2		Water	di-Isopropyl ether
524.2		Water	Ethyl t-butyl ether
524.2		Water	Methyl tertiary butyl ether
524.2		Water	Naphthalene
524.2		Water	t-Amyl methyl ether
524.2		Water	t-Butyl alcohol

Method Summary

Client: Groundwater & Environmental Services Inc
Project/Site: High's Store No 141

Job ID: 410-153679-1

Method	Method Description	Protocol	Laboratory
524.2	Volatile Organic Compounds (GC/MS)	EPA-DW	ELLE

Protocol References:

EPA-DW = "Methods For The Determination Of Organic Compounds In Drinking Water", EPA/600/4-88/039, December 1988 And Its Supplements.

Laboratory References:

ELLE = Eurofins Lancaster Laboratories Environment Testing, LLC, 2425 New Holland Pike, Lancaster, PA 17601, TEL (717)656-2300

Sample Summary

Client: Groundwater & Environmental Services Inc
Project/Site: High's Store No 141

Job ID: 410-153679-1

Lab Sample ID	Client Sample ID	Matrix	Collected	Received
410-153679-1	1606-RAY-EFF	Water	12/05/23 09:10	12/06/23 18:06
410-153679-2	1606-RAY-MID2	Water	12/05/23 09:15	12/06/23 18:06
410-153679-3	1606-RAY-INF	Water	12/05/23 09:20	12/06/23 18:06
410-153679-4	PW01-INF	Water	12/05/23 09:40	12/06/23 18:06
410-153679-5	PW02-INF	Water	12/05/23 09:45	12/06/23 18:06
410-153679-6	1612-RAY-INF	Water	12/05/23 10:10	12/06/23 18:06
410-153679-7	PW03-INF	Water	12/05/23 10:30	12/06/23 18:06

410-153679 Chain of Custody

Environmental Analysis Request/Chain of Custody

Acct. # _____ Group # _____ Sample # _____

Client: Groundwater & Env. Services, Inc.	
Project Name/#: High's Store No. 141	Site ID #:
Project Manager: Peter Reichardt	P.O. #: 0403465/06/209
Sampler: Jeff Plummer	PWSID #:
Phone #: 800-220-3606 x 3726	Quote #:
State where sample(s) were collected: 19200 Middletown Rd, Parkton, MD	

Matrix: ☐ Sediment ☐ Soil ☐ Ground ☑ Potable ☐ Surface ☐ NPDES Water ☐ Other:

Analyses Requested / Preservation Codes: H

For Lab Use Only: SF #: _____ SCR #: _____

Preservation Codes: H = HCl, T = Thiosulfate, N = HNO_3, B = NaOH, S = H_2SO_4, P = H_3PO_4, O = Other

Sample Identification	Collection Date	Collection Time	Grab	Composite	Total # of Containers	Target VOCs List plus oxygenates and Naphalene (524.2)	Remarks
1606-RAY-EFF	12-5-23	0910	X		3	X	EQEDD file name:
1606-RAY-MID2	↓	0915	↓		↓	↓	High's Store No 141-
1606-RAY-INF	↓	0920	↓		↓	↓	lab report #.17962.
PW01-INF	↓	0940	↓		↓	↓	EQEDD.zip
PW02-INF	↓	0945	↓		↓	↓	Send invoice to:
1612-RAY-INF	↓	1010	↓		↓	↓	ges-invoices@
PW03-INF	12-5-23	1030	X		3	X	gesonline.com &
							include PO #

Turnaround Time Requested (TAT) (please check): Standard ☑ Rush ☐
(Rush TAT is subject to laboratory approval and surcharges.)

Date results are needed:

Rush results requested by (please check): E-Mail ☑ Phone ☐

E-mail Address: midatlantic@gesonline.com & ges@equisonline.com

Phone:

Data Package Options (please check if required)

Type I (Validation/non-CLP) ☐ MA MCP ☐
Type III (Reduced non-CLP) ☐ CT RCP ☐
Type VI (Raw Data Only) ☐ TX TRRP-13 ☐
NYSDEC Category ☐ A or ☐ B

EDD Required? Yes ☑ No ☐ If yes, format: GES EQEDD
EQEDD Name: High's Store No 141-lab report #.17962.EQEDD.zip

Relinquished by:	Date	Time	Received by:	Date	Time
Jeff Plummer	12-6-23	0800	Denise Woodring	12-6-23	0800
Denise Woodring	12-6-23	13:30	[illegible]	12/6/23	13:30
[illegible]	12/6/23	18:06			
			[illegible]	12/6/23	1806

Relinquished by Commercial Carrier:
UPS _____ FedEx _____ Other X

Temperature upon receipt R: 5.6 C: 5.5

Eurofins Lancaster Laboratories Environmental, LLC • 2425 New Holland Pike, Lancaster, PA 17601 • 717-656-2300 7045 0614

Login Sample Receipt Checklist

Client: Groundwater & Environmental Services Inc

Job Number: 410-153679-1

Login Number: 153679
List Number: 1
Creator: Arroyo, Haley

List Source: Eurofins Lancaster Laboratories Environment Testing, LLC

Question	Answer	Comment
The cooler's custody seal is intact.	N/A	
The cooler or samples do not appear to have been compromised or tampered with.	True	
Samples were received on ice.	True	
Cooler Temperature acceptable,where thermal pres is required(</=6C, not frozen).	True	
Cooler Temperature is recorded.	True	
WV:Container Temp acceptable,where thermal pres is required (</=6C, not frozen).	N/A	
WV: Container Temperature is recorded.	N/A	
COC is present.	True	
COC is filled out in ink and legible.	True	
COC is filled out with all pertinent information.	True	
There are no discrepancies between the containers received and the COC.	True	
Sample containers have legible labels.	True	
Containers are not broken or leaking.	True	
Sample collection date/times are provided.	True	
Appropriate sample containers are used.	True	
Sample bottles are completely filled.	True	
There is sufficient vol. for all requested analyses.	True	
Is the Field Sampler's name present on COC?	True	
Sample custody seals are intact.	N/A	
VOA sample vials do not have headspace >6mm in diameter (none, if from WV)?	True	

eurofins | Environment Testing

ANALYTICAL REPORT

PREPARED FOR

Attn: Peter Reichardt
Groundwater & Environmental Services Inc
1350 Blair Drive
Suite H-2
Odenton, Maryland 21113

Generated 12/21/2023 12:44:05 PM

JOB DESCRIPTION

High's Store No 141

JOB NUMBER

410-154077-1

Eurofins Lancaster Laboratories Environment Testing, LLC
2425 New Holland Pike
Lancaster PA 17601

See page two for job notes and contact information.

my EOL

Eurofins Lancaster Laboratories Environment Testing, LLC

Job Notes

This report may not be reproduced except in full, and with written approval from the laboratory. The results relate only to the samples tested. For questions please contact the Project Manager at the e-mail address or telephone number listed on this page.

Analytical test results meet all requirements of the associated regulatory program (i.e., NELAC (TNI), DoD, and ISO 17025) unless otherwise noted under the individual analysis.

Authorization

Generated
12/21/2023 12:44:05 PM

Authorized for release by
Amek Carter, Project Manager
Loran.Carter@et.eurofinsus.com
(717)556-7252

Compliance Statement

Analytical test results meet all requirements of the associated regulatory program (e.g., NELAC (TNI), DoD, and ISO 17025) unless otherwise noted under the individual analysis. Data qualifiers are applied to note exceptions. Noncompliant quality control (QC) is further explained in narrative comments.
· QC results that exceed the upper limits and are associated with non-detect samples are qualified but further narration is not required since the bias is high and does not change a non-detect result. Further narration is also not required with QC blank detection when the associated sample concentration is non-detect or more than ten times the level in the blank.
· Matrix QC may not be reported if insufficient sample or site-specific QC samples were not submitted. In these situations, to demonstrate precision and accuracy at a batch level, a LCS/LCSD is performed, unless otherwise specified in the method.
· Surrogate and/or isotope dilution analyte recoveries (if applicable) which are outside of the QC window are confirmed unless attributed to a dilution or otherwise noted in the narrative.
Regulated compliance samples (e.g. SDWA, NPDES) must comply with the associated agency requirements/permits.

Measurement uncertainty values, as applicable, are available upon request.

Test results relate only to the sample tested. Clients should be aware that a critical step in a chemical or microbiological analysis is the collection of the sample. Unless the sample analyzed is truly representative of the bulk of material involved, the test results will be meaningless. If you have questions regarding the proper techniques of collecting samples, please contact us. We cannot be held responsible for sample integrity, however, unless sampling has been performed by a member of our staff. Times are local to the area of activity. Parameters listed in the 40 CFR Part 136 Table II as "analyze immediately" and tested in the laboratory are not performed within 15 minutes of collection.

This report shall not be reproduced except in full, without the written approval of the laboratory.

WARRANTY AND LIMITS OF LIABILITY - In accepting analytical work, we warrant the accuracy of test results for the sample as submitted. The foregoing express warranty is exclusive and is given in lieu of all other warranties, expressed or implied, except as otherwise agreed. We disclaim any other warranties, expressed or implied, including a warranty of fitness for particular purpose and warranty of merchantability. In no event shall Eurofins Lancaster Laboratories Environmental, LLC be liable for indirect, special, consequential, or incidental damages including, but not limited to, damages for loss of profit or goodwill regardless of (A) the negligence (either sole or concurrent) of Eurofins Lancaster Laboratories Environmental and (B) whether Eurofins Lancaster Laboratories Environmental has been informed of the possibility of such damages. We accept no legal responsibility for the purposes for which the client uses the test results. Except as otherwise agreed, no purchase order or other order for work shall be accepted by Eurofins Lancaster Laboratories Environmental which includes any conditions that vary from the Standard Terms and Conditions, and Eurofins Lancaster Laboratories Environmental hereby objects to any conflicting terms contained in any acceptance or order submitted by client.

Table of Contents

Cover Page 1
Table of Contents 4
Definitions/Glossary 5
Case Narrative 6
Detection Summary 7
Client Sample Results 9
Surrogate Summary 29
QC Sample Results 32
QC Association Summary 44
Lab Chronicle 46
Certification Summary 49
Method Summary 52
Sample Summary 53
Chain of Custody 54
Receipt Checklists 55

Qualifiers

GC/MS VOA

Qualifier	Qualifier Description
*+	LCS and/or LCSD is outside acceptance limits, high biased.
cn	Refer to Case Narrative for further detail
J	Result is less than the RL but greater than or equal to the MDL and the concentration is an approximate value.

GC VOA

Qualifier	Qualifier Description
J	Result is less than the RL but greater than or equal to the MDL and the concentration is an approximate value.

Glossary

Abbreviation	These commonly used abbreviations may or may not be present in this report.
¤	Listed under the "D" column to designate that the result is reported on a dry weight basis
%R	Percent Recovery
CFL	Contains Free Liquid
CFU	Colony Forming Unit
CNF	Contains No Free Liquid
DER	Duplicate Error Ratio (normalized absolute difference)
Dil Fac	Dilution Factor
DL	Detection Limit (DoD/DOE)
DL, RA, RE, IN	Indicates a Dilution, Re-analysis, Re-extraction, or additional Initial metals/anion analysis of the sample
DLC	Decision Level Concentration (Radiochemistry)
EDL	Estimated Detection Limit (Dioxin)
LOD	Limit of Detection (DoD/DOE)
LOQ	Limit of Quantitation (DoD/DOE)
MCL	EPA recommended "Maximum Contaminant Level"
MDA	Minimum Detectable Activity (Radiochemistry)
MDC	Minimum Detectable Concentration (Radiochemistry)
MDL	Method Detection Limit
ML	Minimum Level (Dioxin)
MPN	Most Probable Number
MQL	Method Quantitation Limit
NC	Not Calculated
ND	Not Detected at the reporting limit (or MDL or EDL if shown)
NEG	Negative / Absent
POS	Positive / Present
PQL	Practical Quantitation Limit
PRES	Presumptive
QC	Quality Control
RER	Relative Error Ratio (Radiochemistry)
RL	Reporting Limit or Requested Limit (Radiochemistry)
RPD	Relative Percent Difference, a measure of the relative difference between two points
TEF	Toxicity Equivalent Factor (Dioxin)
TEQ	Toxicity Equivalent Quotient (Dioxin)
TNTC	Too Numerous To Count

Job Narrative
410-154077-1

Analytical test results meet all requirements of the associated regulatory program listed on the Accreditation/Certification Summary Page unless otherwise noted under the individual analysis. Data qualifiers are applied to indicate exceptions. Noncompliant quality control (QC) is further explained in narrative comments.

- Matrix QC may not be reported if insufficient sample or site-specific QC samples were not submitted. In these situations, to demonstrate precision and accuracy at a batch level, a LCS/LCSD may be performed, unless otherwise specified in the method.
- Surrogate and/or isotope dilution analyte recoveries (if applicable) which are outside of the QC window are confirmed unless attributed to a dilution or otherwise noted in the narrative.

Regulated compliance samples (e.g. SDWA, NPDES) must comply with the associated agency requirements/permits.

Receipt
The samples were received on 12/8/2023 6:03 PM. Unless otherwise noted below, the samples arrived in good condition, and, where required, properly preserved and on ice. The temperature of the cooler at receipt time was 4.4°C

Receipt Exceptions
A trip blank was not submitted for analysis with this sample shipment; and was not listed on the Chain of Custody (COC).

GC/MS VOA
Method 8260C_LL: The preservative used in the sample containers provided is not compatible with the Method 8260 analytes requested. The following samples were received preserved with hydrochloric acid: MW-17B (410-154077-1), MW-14B (410-154077-2), MW-7A (410-154077-3), RW-2 (410-154077-4), MW-7B (410-154077-5) and RW-1 (410-154077-6). The requested target analyte list includes Acrylonitrile , acid-labile compounds that degrade in an acidic medium.

Method 8260C_LL: The continuing calibration verification (CCV) associated with batch 410-454767 recovered outside acceptance criteria, low biased, for Dichlorodifluoromethane. A reporting limit (RL) standard was analyzed, and the target analyte was detected. Non-detections of the affected analytes are reported. Any detections are considered estimated.

Method 8260C_LL: The continuing calibration verification (CCV) associated with batch 410-454767 recovered above the upper control limit for Styrene, 1,2,3-Trichlorobenzene, Dibromochloromethane, Acrylonitrile, Dibromomethane, Hexachlorobutadiene, Naphthalene and trans-1,4-Dichloro-2-butene. Non-detections of the affected analytes are reported. Any detections are considered estimated.

Method 8260C_LL: The preservative used in the sample containers provided is not compatible with the Method 8260 analytes requested. The following samples were received preserved with hydrochloric acid: MW-3 (410-154077-7), MW-15 (410-154077-8), MW-1608R (410-154077-9) and MW-5 (410-154077-10). The requested target analyte list includes Acrylonitrile , acid-labile compounds that degrade in an acidic medium.

No additional analytical or quality issues were noted, other than those described above or in the Definitions/ Glossary page.

Gasoline Range Organics
No additional analytical or quality issues were noted, other than those described above or in the Definitions/ Glossary page.

Diesel Range Organics
No additional analytical or quality issues were noted, other than those described above or in the Definitions/ Glossary page.

Detection Summary

Client: Groundwater & Environmental Services Inc
Project/Site: High's Store No 141

Job ID: 410-154077-1

Client Sample ID: MW-17B — Lab Sample ID: 410-154077-1

Analyte	Result	Qualifier	RL	MDL	Unit	Dil Fac	D	Method	Prep Type
1,2-Dichloroethane	0.25	J	0.50	0.070	ug/L	1		8260C LL	Total/NA
Toluene	0.086	J	0.50	0.080	ug/L	1		8260C LL	Total/NA
Methyl tertiary butyl ether	3.4		0.50	0.080	ug/L	1		8260C LL	Total/NA
Benzene	2.0		0.50	0.10	ug/L	1		8260C LL	Total/NA
Isopropylbenzene	0.13	J	0.50	0.080	ug/L	1		8260C LL	Total/NA
di-Isopropyl ether	0.16	J	0.50	0.10	ug/L	1		8260C LL	Total/NA

Client Sample ID: MW-14B — Lab Sample ID: 410-154077-2

Analyte	Result	Qualifier	RL	MDL	Unit	Dil Fac	D	Method	Prep Type
1,2-Dichloroethane	0.72		0.50	0.070	ug/L	1		8260C LL	Total/NA
Methyl tertiary butyl ether	9.6		0.50	0.080	ug/L	1		8260C LL	Total/NA
Benzene	0.52		0.50	0.10	ug/L	1		8260C LL	Total/NA
di-Isopropyl ether	0.57		0.50	0.10	ug/L	1		8260C LL	Total/NA
sec-Butylbenzene	0.37	J	0.50	0.10	ug/L	1		8260C LL	Total/NA
t-Amyl methyl ether	0.53		0.50	0.20	ug/L	1		8260C LL	Total/NA
t-Butyl alcohol	41		10	3.0	ug/L	1		8260C LL	Total/NA
GRO (1C)	0.027	J	0.050	0.023	mg/L	1		8015D	Total/NA

Client Sample ID: MW-7A — Lab Sample ID: 410-154077-3

Analyte	Result	Qualifier	RL	MDL	Unit	Dil Fac	D	Method	Prep Type
Methyl tertiary butyl ether	1.0		0.50	0.080	ug/L	1		8260C LL	Total/NA
Chloroform	0.098	J	0.50	0.090	ug/L	1		8260C LL	Total/NA

Client Sample ID: RW-2 — Lab Sample ID: 410-154077-4

Analyte	Result	Qualifier	RL	MDL	Unit	Dil Fac	D	Method	Prep Type
Methyl tertiary butyl ether	1.9		0.50	0.080	ug/L	1		8260C LL	Total/NA
Chloroform	0.095	J	0.50	0.090	ug/L	1		8260C LL	Total/NA

Client Sample ID: MW-7B — Lab Sample ID: 410-154077-5

No Detections.

Client Sample ID: RW-1 — Lab Sample ID: 410-154077-6

Analyte	Result	Qualifier	RL	MDL	Unit	Dil Fac	D	Method	Prep Type
Methyl tertiary butyl ether	1.0		0.50	0.080	ug/L	1		8260C LL	Total/NA

Client Sample ID: MW-3 — Lab Sample ID: 410-154077-7

Analyte	Result	Qualifier	RL	MDL	Unit	Dil Fac	D	Method	Prep Type
Methyl tertiary butyl ether	0.69		0.50	0.080	ug/L	1		8260C LL	Total/NA
Isopropylbenzene	0.14	J	0.50	0.080	ug/L	1		8260C LL	Total/NA
sec-Butylbenzene	1.5		0.50	0.10	ug/L	1		8260C LL	Total/NA
GRO (1C)	0.22		0.050	0.023	mg/L	1		8015D	Total/NA

Client Sample ID: MW-15 — Lab Sample ID: 410-154077-8

Analyte	Result	Qualifier	RL	MDL	Unit	Dil Fac	D	Method	Prep Type
Methyl tertiary butyl ether	2.2		0.50	0.080	ug/L	1		8260C LL	Total/NA
Naphthalene	0.10	J cn	0.50	0.080	ug/L	1		8260C LL	Total/NA

This Detection Summary does not include radiochemical test results.

Detection Summary

Client: Groundwater & Environmental Services Inc
Project/Site: High's Store No 141

Job ID: 410-154077-1

Client Sample ID: MW-1608R — Lab Sample ID: 410-154077-9

Analyte	Result	Qualifier	RL	MDL	Unit	Dil Fac	D	Method	Prep Type
Toluene	0.083	J	0.50	0.080	ug/L	1		8260C LL	Total/NA
di-Isopropyl ether	0.31	J	0.50	0.10	ug/L	1		8260C LL	Total/NA
t-Amyl methyl ether	1.4		0.50	0.20	ug/L	1		8260C LL	Total/NA
t-Butyl alcohol	6.6	J	10	3.0	ug/L	1		8260C LL	Total/NA
Methyl tertiary butyl ether - DL	72		5.0	0.80	ug/L	10		8260C LL	Total/NA
GRO (1C)	0.078		0.050	0.023	mg/L	1		8015D	Total/NA

Client Sample ID: MW-5 — Lab Sample ID: 410-154077-10

Analyte	Result	Qualifier	RL	MDL	Unit	Dil Fac	D	Method	Prep Type
1,2-Dichloroethane	0.54		0.50	0.070	ug/L	1		8260C LL	Total/NA
Toluene	13		0.50	0.080	ug/L	1		8260C LL	Total/NA
Methyl tertiary butyl ether	1.3		0.50	0.080	ug/L	1		8260C LL	Total/NA
1,3,5-Trimethylbenzene	14		0.50	0.080	ug/L	1		8260C LL	Total/NA
Benzene	5.7		0.50	0.10	ug/L	1		8260C LL	Total/NA
di-Isopropyl ether	0.13	J	0.50	0.10	ug/L	1		8260C LL	Total/NA
n-Butylbenzene	4.7		0.50	0.080	ug/L	1		8260C LL	Total/NA
p-Isopropyltoluene	3.3		0.50	0.080	ug/L	1		8260C LL	Total/NA
sec-Butylbenzene	5.6		0.50	0.10	ug/L	1		8260C LL	Total/NA
t-Butyl alcohol	46		10	3.0	ug/L	1		8260C LL	Total/NA
tert-Butylbenzene	0.15	J	0.50	0.080	ug/L	1		8260C LL	Total/NA
Ethylbenzene - DL	180		10	1.6	ug/L	20		8260C LL	Total/NA
1,2,4-Trimethylbenzene - DL	85		10	1.6	ug/L	20		8260C LL	Total/NA
Xylenes, Total - DL	120		20	1.4	ug/L	20		8260C LL	Total/NA
Isopropylbenzene - DL	25		10	1.6	ug/L	20		8260C LL	Total/NA
Naphthalene - DL	31		10	1.6	ug/L	20		8260C LL	Total/NA
N-Propylbenzene - DL	35		10	2.0	ug/L	20		8260C LL	Total/NA
GRO (1C)	1.0		0.050	0.023	mg/L	1		8015D	Total/NA
DRO (C10-C28)	740		110	56	ug/L	1		8015D	Total/NA

This Detection Summary does not include radiochemical test results.

Client: Groundwater & Environmental Services Inc
Project/Site: High's Store No 141

Job ID: 410-154077-1

Client Sample ID: MW-17B

Date Collected: 12/06/23 10:40
Date Received: 12/08/23 18:03

Lab Sample ID: 410-154077-1

Matrix: WG

Method: SW846 8260C LL - Volatile Organic Compounds by GC/MS

Analyte	Result	Qualifier	RL	MDL	Unit	D	Prepared	Analyzed	Dil Fac
1,1,1,2-Tetrachloroethane	ND		0.50	0.070	ug/L			12/15/23 03:42	1
cis-1,3-Dichloropropene	ND		0.50	0.10	ug/L			12/15/23 03:42	1
trans-1,3-Dichloropropene	ND		0.50	0.080	ug/L			12/15/23 03:42	1
Ethylbenzene	ND		0.50	0.080	ug/L			12/15/23 03:42	1
Styrene	ND		0.50	0.070	ug/L			12/15/23 03:42	1
1,4-Dichlorobenzene	ND		0.50	0.070	ug/L			12/15/23 03:42	1
1,2-Dibromoethane	ND		0.50	0.080	ug/L			12/15/23 03:42	1
1,1-Dichloropropene	ND		0.50	0.10	ug/L			12/15/23 03:42	1
1,2-Dichloroethane	**0.25**	**J**	0.50	0.070	ug/L			12/15/23 03:42	1
1,2,3-Trichlorobenzene	ND		0.50	0.070	ug/L			12/15/23 03:42	1
1,2,3-Trichloropropane	ND		1.0	0.10	ug/L			12/15/23 03:42	1
Toluene	**0.086**	**J**	0.50	0.080	ug/L			12/15/23 03:42	1
Chlorobenzene	ND		0.50	0.070	ug/L			12/15/23 03:42	1
1,2,4-Trimethylbenzene	ND		0.50	0.080	ug/L			12/15/23 03:42	1
1,2,4-Trichlorobenzene	ND		0.50	0.070	ug/L			12/15/23 03:42	1
Dibromochloromethane	ND		0.50	0.080	ug/L			12/15/23 03:42	1
Xylenes, Total	ND		1.0	0.070	ug/L			12/15/23 03:42	1
Tetrachloroethene	ND		0.50	0.20	ug/L			12/15/23 03:42	1
cis-1,2-Dichloroethene	ND		0.50	0.080	ug/L			12/15/23 03:42	1
trans-1,2-Dichloroethene	ND		0.50	0.10	ug/L			12/15/23 03:42	1
Methyl tertiary butyl ether	**3.4**		0.50	0.080	ug/L			12/15/23 03:42	1
1,3,5-Trimethylbenzene	ND		0.50	0.080	ug/L			12/15/23 03:42	1
1,3-Dichlorobenzene	ND		0.50	0.070	ug/L			12/15/23 03:42	1
1,3-Dichloropropane	ND		0.50	0.080	ug/L			12/15/23 03:42	1
Chloroform	ND		0.50	0.090	ug/L			12/15/23 03:42	1
Benzene	**2.0**		0.50	0.10	ug/L			12/15/23 03:42	1
1,1,1-Trichloroethane	ND		0.50	0.080	ug/L			12/15/23 03:42	1
Bromomethane	ND		0.50	0.10	ug/L			12/15/23 03:42	1
Chloromethane	ND		0.50	0.10	ug/L			12/15/23 03:42	1
Chloroethane	ND		0.50	0.10	ug/L			12/15/23 03:42	1
2,2-Dichloropropane	ND		0.50	0.10	ug/L			12/15/23 03:42	1
Vinyl chloride	ND		0.50	0.10	ug/L			12/15/23 03:42	1
Methylene Chloride	ND		0.50	0.20	ug/L			12/15/23 03:42	1
Carbon disulfide	ND		1.0	0.10	ug/L			12/15/23 03:42	1
Bromoform	ND		1.0	0.30	ug/L			12/15/23 03:42	1
Bromodichloromethane	ND		0.50	0.080	ug/L			12/15/23 03:42	1
1,1-Dichloroethane	ND		0.50	0.10	ug/L			12/15/23 03:42	1
2-Chlorotoluene	ND		0.50	0.080	ug/L			12/15/23 03:42	1
1,1-Dichloroethene	ND		0.50	0.10	ug/L			12/15/23 03:42	1
Trichlorofluoromethane	ND		0.50	0.10	ug/L			12/15/23 03:42	1
4-Chlorotoluene	ND		0.50	0.080	ug/L			12/15/23 03:42	1
Dichlorodifluoromethane	ND		0.50	0.10	ug/L			12/15/23 03:42	1
1,2-Dichloropropane	ND		0.50	0.10	ug/L			12/15/23 03:42	1
1,1,2-Trichloroethane	ND		0.50	0.080	ug/L			12/15/23 03:42	1
Acrylonitrile	ND	cn	5.0	0.40	ug/L			12/15/23 03:42	1
Trichloroethene	ND		0.50	0.080	ug/L			12/15/23 03:42	1
1,1,2,2-Tetrachloroethane	ND		0.50	0.10	ug/L			12/15/23 03:42	1
1,2-Dichlorobenzene	ND		0.50	0.070	ug/L			12/15/23 03:42	1
1,2-Dibromo-3-Chloropropane	ND		0.50	0.10	ug/L			12/15/23 03:42	1

Client Sample Results

Client: Groundwater & Environmental Services Inc
Project/Site: High's Store No 141

Job ID: 410-154077-1

Client Sample ID: MW-17B

Date Collected: 12/06/23 10:40
Date Received: 12/08/23 18:03

Lab Sample ID: 410-154077-1

Matrix: WG

Method: SW846 8260C LL - Volatile Organic Compounds by GC/MS (Continued)

Analyte	Result	Qualifier	RL	MDL	Unit	D	Prepared	Analyzed	Dil Fac
Bromobenzene	ND		0.50	0.080	ug/L			12/15/23 03:42	1
Bromochloromethane	ND		0.50	0.080	ug/L			12/15/23 03:42	1
Isopropylbenzene	**0.13**	**J**	0.50	0.080	ug/L			12/15/23 03:42	1
Dibromomethane	ND		0.50	0.080	ug/L			12/15/23 03:42	1
di-Isopropyl ether	**0.16**	**J**	0.50	0.10	ug/L			12/15/23 03:42	1
Ethyl t-butyl ether	ND		0.50	0.080	ug/L			12/15/23 03:42	1
Hexachlorobutadiene	ND		0.50	0.080	ug/L			12/15/23 03:42	1
Naphthalene	ND		0.50	0.080	ug/L			12/15/23 03:42	1
n-Butylbenzene	ND		0.50	0.080	ug/L			12/15/23 03:42	1
N-Propylbenzene	ND		0.50	0.10	ug/L			12/15/23 03:42	1
p-Isopropyltoluene	ND		0.50	0.080	ug/L			12/15/23 03:42	1
sec-Butylbenzene	ND		0.50	0.10	ug/L			12/15/23 03:42	1
t-Amyl methyl ether	ND		0.50	0.20	ug/L			12/15/23 03:42	1
t-Butyl alcohol	ND		10	3.0	ug/L			12/15/23 03:42	1
tert-Butylbenzene	ND		0.50	0.080	ug/L			12/15/23 03:42	1
trans-1,4-Dichloro-2-butene	ND		5.0	2.0	ug/L			12/15/23 03:42	1

Surrogate	*%Recovery*	*Qualifier*	*Limits*	*Prepared*	*Analyzed*	*Dil Fac*
1,2-Dichloroethane-d4 (Surr)	*102*		*80 - 120*		*12/15/23 03:42*	*1*
Dibromofluoromethane (Surr)	*99*		*80 - 120*		*12/15/23 03:42*	*1*
4-Bromofluorobenzene (Surr)	*99*		*80 - 120*		*12/15/23 03:42*	*1*
Toluene-d8 (Surr)	*99*		*80 - 120*		*12/15/23 03:42*	*1*

Method: SW846 8015D - Gasoline Range Organics (GRO) (GC)

Analyte	Result	Qualifier	RL	MDL	Unit	D	Prepared	Analyzed	Dil Fac
GRO (1C)	ND		0.050	0.023	mg/L			12/12/23 21:01	1

Surrogate	*%Recovery*	*Qualifier*	*Limits*	*Prepared*	*Analyzed*	*Dil Fac*
a,a,a-Trifluorotoluene (fid) (1C)	*98*		*63 - 135*		*12/12/23 21:01*	*1*

Method: SW846 8015D - Diesel Range Organics (DRO) (GC)

Analyte	Result	Qualifier	RL	MDL	Unit	D	Prepared	Analyzed	Dil Fac
DRO (C10-C28)	ND		110	57	ug/L		12/13/23 07:22	12/14/23 05:20	1

Surrogate	*%Recovery*	*Qualifier*	*Limits*	*Prepared*	*Analyzed*	*Dil Fac*
o- terphenyl (Surr)	*123*		*37 - 153*	*12/13/23 07:22*	*12/14/23 05:20*	*1*

Client: Groundwater & Environmental Services Inc
Project/Site: High's Store No 141

Job ID: 410-154077-1

Client Sample ID: MW-14B

Date Collected: 12/06/23 11:40
Date Received: 12/08/23 18:03

Lab Sample ID: 410-154077-2

Matrix: WG

Method: SW846 8260C LL - Volatile Organic Compounds by GC/MS

Analyte	Result	Qualifier	RL	MDL	Unit	D	Prepared	Analyzed	Dil Fac
1,1,1,2-Tetrachloroethane	ND		0.50	0.070	ug/L			12/15/23 04:05	1
cis-1,3-Dichloropropene	ND		0.50	0.10	ug/L			12/15/23 04:05	1
trans-1,3-Dichloropropene	ND		0.50	0.080	ug/L			12/15/23 04:05	1
Ethylbenzene	ND		0.50	0.080	ug/L			12/15/23 04:05	1
Styrene	ND		0.50	0.070	ug/L			12/15/23 04:05	1
1,4-Dichlorobenzene	ND		0.50	0.070	ug/L			12/15/23 04:05	1
1,2-Dibromoethane	ND		0.50	0.080	ug/L			12/15/23 04:05	1
1,1-Dichloropropene	ND		0.50	0.10	ug/L			12/15/23 04:05	1
1,2-Dichloroethane	**0.72**		0.50	0.070	ug/L			12/15/23 04:05	1
1,2,3-Trichlorobenzene	ND		0.50	0.070	ug/L			12/15/23 04:05	1
1,2,3-Trichloropropane	ND		1.0	0.10	ug/L			12/15/23 04:05	1
Toluene	ND		0.50	0.080	ug/L			12/15/23 04:05	1
Chlorobenzene	ND		0.50	0.070	ug/L			12/15/23 04:05	1
1,2,4-Trimethylbenzene	ND		0.50	0.080	ug/L			12/15/23 04:05	1
1,2,4-Trichlorobenzene	ND		0.50	0.070	ug/L			12/15/23 04:05	1
Dibromochloromethane	ND		0.50	0.080	ug/L			12/15/23 04:05	1
Xylenes, Total	ND		1.0	0.070	ug/L			12/15/23 04:05	1
Tetrachloroethene	ND		0.50	0.20	ug/L			12/15/23 04:05	1
cis-1,2-Dichloroethene	ND		0.50	0.080	ug/L			12/15/23 04:05	1
trans-1,2-Dichloroethene	ND		0.50	0.10	ug/L			12/15/23 04:05	1
Methyl tertiary butyl ether	**9.6**		0.50	0.080	ug/L			12/15/23 04:05	1
1,3,5-Trimethylbenzene	ND		0.50	0.080	ug/L			12/15/23 04:05	1
1,3-Dichlorobenzene	ND		0.50	0.070	ug/L			12/15/23 04:05	1
1,3-Dichloropropane	ND		0.50	0.080	ug/L			12/15/23 04:05	1
Chloroform	ND		0.50	0.090	ug/L			12/15/23 04:05	1
Benzene	**0.52**		0.50	0.10	ug/L			12/15/23 04:05	1
1,1,1-Trichloroethane	ND		0.50	0.080	ug/L			12/15/23 04:05	1
Bromomethane	ND		0.50	0.10	ug/L			12/15/23 04:05	1
Chloromethane	ND		0.50	0.10	ug/L			12/15/23 04:05	1
Chloroethane	ND		0.50	0.10	ug/L			12/15/23 04:05	1
2,2-Dichloropropane	ND		0.50	0.10	ug/L			12/15/23 04:05	1
Vinyl chloride	ND		0.50	0.10	ug/L			12/15/23 04:05	1
Methylene Chloride	ND		0.50	0.20	ug/L			12/15/23 04:05	1
Carbon disulfide	ND		1.0	0.10	ug/L			12/15/23 04:05	1
Bromoform	ND		1.0	0.30	ug/L			12/15/23 04:05	1
Bromodichloromethane	ND		0.50	0.080	ug/L			12/15/23 04:05	1
1,1-Dichloroethane	ND		0.50	0.10	ug/L			12/15/23 04:05	1
2-Chlorotoluene	ND		0.50	0.080	ug/L			12/15/23 04:05	1
1,1-Dichloroethene	ND		0.50	0.10	ug/L			12/15/23 04:05	1
Trichlorofluoromethane	ND		0.50	0.10	ug/L			12/15/23 04:05	1
4-Chlorotoluene	ND		0.50	0.080	ug/L			12/15/23 04:05	1
Dichlorodifluoromethane	ND		0.50	0.10	ug/L			12/15/23 04:05	1
1,2-Dichloropropane	ND		0.50	0.10	ug/L			12/15/23 04:05	1
1,1,2-Trichloroethane	ND		0.50	0.080	ug/L			12/15/23 04:05	1
Acrylonitrile	ND	cn	5.0	0.40	ug/L			12/15/23 04:05	1
Trichloroethene	ND		0.50	0.080	ug/L			12/15/23 04:05	1
1,1,2,2-Tetrachloroethane	ND		0.50	0.10	ug/L			12/15/23 04:05	1
1,2-Dichlorobenzene	ND		0.50	0.070	ug/L			12/15/23 04:05	1
1,2-Dibromo-3-Chloropropane	ND		0.50	0.10	ug/L			12/15/23 04:05	1

Client Sample ID: MW-14B

Date Collected: 12/06/23 11:40
Date Received: 12/08/23 18:03

Lab Sample ID: 410-154077-2

Matrix: WG

Method: SW846 8260C LL - Volatile Organic Compounds by GC/MS (Continued)

Analyte	Result	Qualifier	RL	MDL	Unit	D	Prepared	Analyzed	Dil Fac
Bromobenzene	ND		0.50	0.080	ug/L			12/15/23 04:05	1
Bromochloromethane	ND		0.50	0.080	ug/L			12/15/23 04:05	1
Isopropylbenzene	ND		0.50	0.080	ug/L			12/15/23 04:05	1
Dibromomethane	ND		0.50	0.080	ug/L			12/15/23 04:05	1
di-Isopropyl ether	**0.57**		0.50	0.10	ug/L			12/15/23 04:05	1
Ethyl t-butyl ether	ND		0.50	0.080	ug/L			12/15/23 04:05	1
Hexachlorobutadiene	ND		0.50	0.080	ug/L			12/15/23 04:05	1
Naphthalene	ND		0.50	0.080	ug/L			12/15/23 04:05	1
n-Butylbenzene	ND		0.50	0.080	ug/L			12/15/23 04:05	1
N-Propylbenzene	ND		0.50	0.10	ug/L			12/15/23 04:05	1
p-Isopropyltoluene	ND		0.50	0.080	ug/L			12/15/23 04:05	1
sec-Butylbenzene	**0.37**	**J**	0.50	0.10	ug/L			12/15/23 04:05	1
t-Amyl methyl ether	**0.53**		0.50	0.20	ug/L			12/15/23 04:05	1
t-Butyl alcohol	**41**		10	3.0	ug/L			12/15/23 04:05	1
tert-Butylbenzene	ND		0.50	0.080	ug/L			12/15/23 04:05	1
trans-1,4-Dichloro-2-butene	ND		5.0	2.0	ug/L			12/15/23 04:05	1

Surrogate	*%Recovery*	*Qualifier*	*Limits*	*Prepared*	*Analyzed*	*Dil Fac*
1,2-Dichloroethane-d4 (Surr)	*102*		*80 - 120*		*12/15/23 04:05*	*1*
Dibromofluoromethane (Surr)	*99*		*80 - 120*		*12/15/23 04:05*	*1*
4-Bromofluorobenzene (Surr)	*100*		*80 - 120*		*12/15/23 04:05*	*1*
Toluene-d8 (Surr)	*101*		*80 - 120*		*12/15/23 04:05*	*1*

Method: SW846 8015D - Gasoline Range Organics (GRO) (GC)

Analyte	Result	Qualifier	RL	MDL	Unit	D	Prepared	Analyzed	Dil Fac
GRO (1C)	**0.027**	**J**	0.050	0.023	mg/L			12/12/23 21:27	1

Surrogate	*%Recovery*	*Qualifier*	*Limits*	*Prepared*	*Analyzed*	*Dil Fac*
a,a,a-Trifluorotoluene (fid) (1C)	*97*		*63 - 135*		*12/12/23 21:27*	*1*

Method: SW846 8015D - Diesel Range Organics (DRO) (GC)

Analyte	Result	Qualifier	RL	MDL	Unit	D	Prepared	Analyzed	Dil Fac
DRO (C10-C28)	ND		110	57	ug/L		12/13/23 07:22	12/14/23 05:44	1

Surrogate	*%Recovery*	*Qualifier*	*Limits*	*Prepared*	*Analyzed*	*Dil Fac*
o- terphenyl (Surr)	*117*		*37 - 153*	*12/13/23 07:22*	*12/14/23 05:44*	*1*

Client: Groundwater & Environmental Services Inc
Project/Site: High's Store No 141

Job ID: 410-154077-1

Client Sample ID: MW-7A

Date Collected: 12/06/23 12:45
Date Received: 12/08/23 18:03

Lab Sample ID: 410-154077-3

Matrix: Ground Water

Method: SW846 8260C LL - Volatile Organic Compounds by GC/MS

Analyte	Result	Qualifier	RL	MDL	Unit	D	Prepared	Analyzed	Dil Fac
1,1,1,2-Tetrachloroethane	ND		0.50	0.070	ug/L			12/15/23 04:27	1
cis-1,3-Dichloropropene	ND		0.50	0.10	ug/L			12/15/23 04:27	1
trans-1,3-Dichloropropene	ND		0.50	0.080	ug/L			12/15/23 04:27	1
Ethylbenzene	ND		0.50	0.080	ug/L			12/15/23 04:27	1
Styrene	ND		0.50	0.070	ug/L			12/15/23 04:27	1
1,4-Dichlorobenzene	ND		0.50	0.070	ug/L			12/15/23 04:27	1
1,2-Dibromoethane	ND		0.50	0.080	ug/L			12/15/23 04:27	1
1,1-Dichloropropene	ND		0.50	0.10	ug/L			12/15/23 04:27	1
1,2-Dichloroethane	ND		0.50	0.070	ug/L			12/15/23 04:27	1
1,2,3-Trichlorobenzene	ND		0.50	0.070	ug/L			12/15/23 04:27	1
1,2,3-Trichloropropane	ND		1.0	0.10	ug/L			12/15/23 04:27	1
Toluene	ND		0.50	0.080	ug/L			12/15/23 04:27	1
Chlorobenzene	ND		0.50	0.070	ug/L			12/15/23 04:27	1
1,2,4-Trimethylbenzene	ND		0.50	0.080	ug/L			12/15/23 04:27	1
1,2,4-Trichlorobenzene	ND		0.50	0.070	ug/L			12/15/23 04:27	1
Dibromochloromethane	ND		0.50	0.080	ug/L			12/15/23 04:27	1
Xylenes, Total	ND		1.0	0.070	ug/L			12/15/23 04:27	1
Tetrachloroethene	ND		0.50	0.20	ug/L			12/15/23 04:27	1
cis-1,2-Dichloroethene	ND		0.50	0.080	ug/L			12/15/23 04:27	1
trans-1,2-Dichloroethene	ND		0.50	0.10	ug/L			12/15/23 04:27	1
Methyl tertiary butyl ether	**1.0**		0.50	0.080	ug/L			12/15/23 04:27	1
1,3,5-Trimethylbenzene	ND		0.50	0.080	ug/L			12/15/23 04:27	1
1,3-Dichlorobenzene	ND		0.50	0.070	ug/L			12/15/23 04:27	1
1,3-Dichloropropane	ND		0.50	0.080	ug/L			12/15/23 04:27	1
Chloroform	**0.098**	**J**	0.50	0.090	ug/L			12/15/23 04:27	1
Benzene	ND		0.50	0.10	ug/L			12/15/23 04:27	1
1,1,1-Trichloroethane	ND		0.50	0.080	ug/L			12/15/23 04:27	1
Bromomethane	ND		0.50	0.10	ug/L			12/15/23 04:27	1
Chloromethane	ND		0.50	0.10	ug/L			12/15/23 04:27	1
Chloroethane	ND		0.50	0.10	ug/L			12/15/23 04:27	1
2,2-Dichloropropane	ND		0.50	0.10	ug/L			12/15/23 04:27	1
Vinyl chloride	ND		0.50	0.10	ug/L			12/15/23 04:27	1
Methylene Chloride	ND		0.50	0.20	ug/L			12/15/23 04:27	1
Carbon disulfide	ND		1.0	0.10	ug/L			12/15/23 04:27	1
Bromoform	ND		1.0	0.30	ug/L			12/15/23 04:27	1
Bromodichloromethane	ND		0.50	0.080	ug/L			12/15/23 04:27	1
1,1-Dichloroethane	ND		0.50	0.10	ug/L			12/15/23 04:27	1
2-Chlorotoluene	ND		0.50	0.080	ug/L			12/15/23 04:27	1
1,1-Dichloroethene	ND		0.50	0.10	ug/L			12/15/23 04:27	1
Trichlorofluoromethane	ND		0.50	0.10	ug/L			12/15/23 04:27	1
4-Chlorotoluene	ND		0.50	0.080	ug/L			12/15/23 04:27	1
Dichlorodifluoromethane	ND		0.50	0.10	ug/L			12/15/23 04:27	1
1,2-Dichloropropane	ND		0.50	0.10	ug/L			12/15/23 04:27	1
1,1,2-Trichloroethane	ND		0.50	0.080	ug/L			12/15/23 04:27	1
Acrylonitrile	ND	cn	5.0	0.40	ug/L			12/15/23 04:27	1
Trichloroethene	ND		0.50	0.080	ug/L			12/15/23 04:27	1
1,1,2,2-Tetrachloroethane	ND		0.50	0.10	ug/L			12/15/23 04:27	1
1,2-Dichlorobenzene	ND		0.50	0.070	ug/L			12/15/23 04:27	1
1,2-Dibromo-3-Chloropropane	ND		0.50	0.10	ug/L			12/15/23 04:27	1

Client Sample Results

Client: Groundwater & Environmental Services Inc
Project/Site: High's Store No 141

Job ID: 410-154077-1

Client Sample ID: MW-7A

Date Collected: 12/06/23 12:45
Date Received: 12/08/23 18:03

Lab Sample ID: 410-154077-3

Matrix: Ground Water

Method: SW846 8260C LL - Volatile Organic Compounds by GC/MS (Continued)

Analyte	Result	Qualifier	RL	MDL	Unit	D	Prepared	Analyzed	Dil Fac
Bromobenzene	ND		0.50	0.080	ug/L			12/15/23 04:27	1
Bromochloromethane	ND		0.50	0.080	ug/L			12/15/23 04:27	1
Isopropylbenzene	ND		0.50	0.080	ug/L			12/15/23 04:27	1
Dibromomethane	ND		0.50	0.080	ug/L			12/15/23 04:27	1
di-Isopropyl ether	ND		0.50	0.10	ug/L			12/15/23 04:27	1
Ethyl t-butyl ether	ND		0.50	0.080	ug/L			12/15/23 04:27	1
Hexachlorobutadiene	ND		0.50	0.080	ug/L			12/15/23 04:27	1
Naphthalene	ND		0.50	0.080	ug/L			12/15/23 04:27	1
n-Butylbenzene	ND		0.50	0.080	ug/L			12/15/23 04:27	1
N-Propylbenzene	ND		0.50	0.10	ug/L			12/15/23 04:27	1
p-Isopropyltoluene	ND		0.50	0.080	ug/L			12/15/23 04:27	1
sec-Butylbenzene	ND		0.50	0.10	ug/L			12/15/23 04:27	1
t-Amyl methyl ether	ND		0.50	0.20	ug/L			12/15/23 04:27	1
t-Butyl alcohol	ND		10	3.0	ug/L			12/15/23 04:27	1
tert-Butylbenzene	ND		0.50	0.080	ug/L			12/15/23 04:27	1
trans-1,4-Dichloro-2-butene	ND		5.0	2.0	ug/L			12/15/23 04:27	1

Surrogate	*%Recovery*	*Qualifier*	*Limits*	*Prepared*	*Analyzed*	*Dil Fac*
1,2-Dichloroethane-d4 (Surr)	*102*		*80 - 120*		*12/15/23 04:27*	*1*
Dibromofluoromethane (Surr)	*100*		*80 - 120*		*12/15/23 04:27*	*1*
4-Bromofluorobenzene (Surr)	*98*		*80 - 120*		*12/15/23 04:27*	*1*
Toluene-d8 (Surr)	*100*		*80 - 120*		*12/15/23 04:27*	*1*

Method: SW846 8015D - Gasoline Range Organics (GRO) (GC)

Analyte	Result	Qualifier	RL	MDL	Unit	D	Prepared	Analyzed	Dil Fac
GRO (1C)	ND		0.050	0.023	mg/L			12/12/23 21:52	1

Surrogate	*%Recovery*	*Qualifier*	*Limits*	*Prepared*	*Analyzed*	*Dil Fac*
a,a,a-Trifluorotoluene (fid) (1C)	*97*		*63 - 135*		*12/12/23 21:52*	*1*

Method: SW846 8015D - Diesel Range Organics (DRO) (GC)

Analyte	Result	Qualifier	RL	MDL	Unit	D	Prepared	Analyzed	Dil Fac
DRO (C10-C28)	ND		110	57	ug/L		12/13/23 07:22	12/14/23 06:08	1

Surrogate	*%Recovery*	*Qualifier*	*Limits*	*Prepared*	*Analyzed*	*Dil Fac*
o- terphenyl (Surr)	*118*		*37 - 153*	*12/13/23 07:22*	*12/14/23 06:08*	*1*

Client Sample Results

Client: Groundwater & Environmental Services Inc
Project/Site: High's Store No 141

Job ID: 410-154077-1

Client Sample ID: RW-2

Date Collected: 12/06/23 13:40
Date Received: 12/08/23 18:03

Lab Sample ID: 410-154077-4

Matrix: Ground Water

Method: SW846 8260C LL - Volatile Organic Compounds by GC/MS

Analyte	Result	Qualifier	RL	MDL	Unit	D	Prepared	Analyzed	Dil Fac
1,1,1,2-Tetrachloroethane	ND		0.50	0.070	ug/L			12/15/23 04:49	1
cis-1,3-Dichloropropene	ND		0.50	0.10	ug/L			12/15/23 04:49	1
trans-1,3-Dichloropropene	ND		0.50	0.080	ug/L			12/15/23 04:49	1
Ethylbenzene	ND		0.50	0.080	ug/L			12/15/23 04:49	1
Styrene	ND		0.50	0.070	ug/L			12/15/23 04:49	1
1,4-Dichlorobenzene	ND		0.50	0.070	ug/L			12/15/23 04:49	1
1,2-Dibromoethane	ND		0.50	0.080	ug/L			12/15/23 04:49	1
1,1-Dichloropropene	ND		0.50	0.10	ug/L			12/15/23 04:49	1
1,2-Dichloroethane	ND		0.50	0.070	ug/L			12/15/23 04:49	1
1,2,3-Trichlorobenzene	ND		0.50	0.070	ug/L			12/15/23 04:49	1
1,2,3-Trichloropropane	ND		1.0	0.10	ug/L			12/15/23 04:49	1
Toluene	ND		0.50	0.080	ug/L			12/15/23 04:49	1
Chlorobenzene	ND		0.50	0.070	ug/L			12/15/23 04:49	1
1,2,4-Trimethylbenzene	ND		0.50	0.080	ug/L			12/15/23 04:49	1
1,2,4-Trichlorobenzene	ND		0.50	0.070	ug/L			12/15/23 04:49	1
Dibromochloromethane	ND		0.50	0.080	ug/L			12/15/23 04:49	1
Xylenes, Total	ND		1.0	0.070	ug/L			12/15/23 04:49	1
Tetrachloroethene	ND		0.50	0.20	ug/L			12/15/23 04:49	1
cis-1,2-Dichloroethene	ND		0.50	0.080	ug/L			12/15/23 04:49	1
trans-1,2-Dichloroethene	ND		0.50	0.10	ug/L			12/15/23 04:49	1
Methyl tertiary butyl ether	**1.9**		0.50	0.080	ug/L			12/15/23 04:49	1
1,3,5-Trimethylbenzene	ND		0.50	0.080	ug/L			12/15/23 04:49	1
1,3-Dichlorobenzene	ND		0.50	0.070	ug/L			12/15/23 04:49	1
1,3-Dichloropropane	ND		0.50	0.080	ug/L			12/15/23 04:49	1
Chloroform	**0.095**	**J**	0.50	0.090	ug/L			12/15/23 04:49	1
Benzene	ND		0.50	0.10	ug/L			12/15/23 04:49	1
1,1,1-Trichloroethane	ND		0.50	0.080	ug/L			12/15/23 04:49	1
Bromomethane	ND		0.50	0.10	ug/L			12/15/23 04:49	1
Chloromethane	ND		0.50	0.10	ug/L			12/15/23 04:49	1
Chloroethane	ND		0.50	0.10	ug/L			12/15/23 04:49	1
2,2-Dichloropropane	ND		0.50	0.10	ug/L			12/15/23 04:49	1
Vinyl chloride	ND		0.50	0.10	ug/L			12/15/23 04:49	1
Methylene Chloride	ND		0.50	0.20	ug/L			12/15/23 04:49	1
Carbon disulfide	ND		1.0	0.10	ug/L			12/15/23 04:49	1
Bromoform	ND		1.0	0.30	ug/L			12/15/23 04:49	1
Bromodichloromethane	ND		0.50	0.080	ug/L			12/15/23 04:49	1
1,1-Dichloroethane	ND		0.50	0.10	ug/L			12/15/23 04:49	1
2-Chlorotoluene	ND		0.50	0.080	ug/L			12/15/23 04:49	1
1,1-Dichloroethene	ND		0.50	0.10	ug/L			12/15/23 04:49	1
Trichlorofluoromethane	ND		0.50	0.10	ug/L			12/15/23 04:49	1
4-Chlorotoluene	ND		0.50	0.080	ug/L			12/15/23 04:49	1
Dichlorodifluoromethane	ND		0.50	0.10	ug/L			12/15/23 04:49	1
1,2-Dichloropropane	ND		0.50	0.10	ug/L			12/15/23 04:49	1
1,1,2-Trichloroethane	ND		0.50	0.080	ug/L			12/15/23 04:49	1
Acrylonitrile	ND	cn	5.0	0.40	ug/L			12/15/23 04:49	1
Trichloroethene	ND		0.50	0.080	ug/L			12/15/23 04:49	1
1,1,2,2-Tetrachloroethane	ND		0.50	0.10	ug/L			12/15/23 04:49	1
1,2-Dichlorobenzene	ND		0.50	0.070	ug/L			12/15/23 04:49	1
1,2-Dibromo-3-Chloropropane	ND		0.50	0.10	ug/L			12/15/23 04:49	1

Client Sample ID: RW-2

Date Collected: 12/06/23 13:40
Date Received: 12/08/23 18:03

Lab Sample ID: 410-154077-4

Matrix: Ground Water

Method: SW846 8260C LL - Volatile Organic Compounds by GC/MS (Continued)

Analyte	Result	Qualifier	RL	MDL	Unit	D	Prepared	Analyzed	Dil Fac
Bromobenzene	ND		0.50	0.080	ug/L			12/15/23 04:49	1
Bromochloromethane	ND		0.50	0.080	ug/L			12/15/23 04:49	1
Isopropylbenzene	ND		0.50	0.080	ug/L			12/15/23 04:49	1
Dibromomethane	ND		0.50	0.080	ug/L			12/15/23 04:49	1
di-Isopropyl ether	ND		0.50	0.10	ug/L			12/15/23 04:49	1
Ethyl t-butyl ether	ND		0.50	0.080	ug/L			12/15/23 04:49	1
Hexachlorobutadiene	ND		0.50	0.080	ug/L			12/15/23 04:49	1
Naphthalene	ND		0.50	0.080	ug/L			12/15/23 04:49	1
n-Butylbenzene	ND		0.50	0.080	ug/L			12/15/23 04:49	1
N-Propylbenzene	ND		0.50	0.10	ug/L			12/15/23 04:49	1
p-Isopropyltoluene	ND		0.50	0.080	ug/L			12/15/23 04:49	1
sec-Butylbenzene	ND		0.50	0.10	ug/L			12/15/23 04:49	1
t-Amyl methyl ether	ND		0.50	0.20	ug/L			12/15/23 04:49	1
t-Butyl alcohol	ND		10	3.0	ug/L			12/15/23 04:49	1
tert-Butylbenzene	ND		0.50	0.080	ug/L			12/15/23 04:49	1
trans-1,4-Dichloro-2-butene	ND		5.0	2.0	ug/L			12/15/23 04:49	1

Surrogate	*%Recovery*	*Qualifier*	*Limits*	*Prepared*	*Analyzed*	*Dil Fac*
1,2-Dichloroethane-d4 (Surr)	*101*		*80 - 120*		*12/15/23 04:49*	*1*
Dibromofluoromethane (Surr)	*99*		*80 - 120*		*12/15/23 04:49*	*1*
4-Bromofluorobenzene (Surr)	*98*		*80 - 120*		*12/15/23 04:49*	*1*
Toluene-d8 (Surr)	*100*		*80 - 120*		*12/15/23 04:49*	*1*

Method: SW846 8015D - Gasoline Range Organics (GRO) (GC)

Analyte	Result	Qualifier	RL	MDL	Unit	D	Prepared	Analyzed	Dil Fac
GRO (1C)	ND		0.050	0.023	mg/L			12/12/23 22:18	1

Surrogate	*%Recovery*	*Qualifier*	*Limits*	*Prepared*	*Analyzed*	*Dil Fac*
a,a,a-Trifluorotoluene (fid) (1C)	*97*		*63 - 135*		*12/12/23 22:18*	*1*

Method: SW846 8015D - Diesel Range Organics (DRO) (GC)

Analyte	Result	Qualifier	RL	MDL	Unit	D	Prepared	Analyzed	Dil Fac
DRO (C10-C28)	ND		110	57	ug/L		12/13/23 07:22	12/14/23 06:32	1

Surrogate	*%Recovery*	*Qualifier*	*Limits*	*Prepared*	*Analyzed*	*Dil Fac*
o- terphenyl (Surr)	*118*		*37 - 153*	*12/13/23 07:22*	*12/14/23 06:32*	*1*

Client: Groundwater & Environmental Services Inc
Project/Site: High's Store No 141

Job ID: 410-154077-1

Client Sample ID: MW-7B

Date Collected: 12/06/23 15:00
Date Received: 12/08/23 18:03

Lab Sample ID: 410-154077-5
Matrix: Ground Water

Method: SW846 8260C LL - Volatile Organic Compounds by GC/MS

Analyte	Result	Qualifier	RL	MDL	Unit	D	Prepared	Analyzed	Dil Fac
1,1,1,2-Tetrachloroethane	ND		0.50	0.070	ug/L			12/18/23 23:59	1
cis-1,3-Dichloropropene	ND		0.50	0.10	ug/L			12/18/23 23:59	1
trans-1,3-Dichloropropene	ND		0.50	0.080	ug/L			12/18/23 23:59	1
Ethylbenzene	ND		0.50	0.080	ug/L			12/18/23 23:59	1
Styrene	ND		0.50	0.070	ug/L			12/18/23 23:59	1
1,4-Dichlorobenzene	ND		0.50	0.070	ug/L			12/18/23 23:59	1
1,2-Dibromoethane	ND		0.50	0.080	ug/L			12/18/23 23:59	1
1,1-Dichloropropene	ND		0.50	0.10	ug/L			12/18/23 23:59	1
1,2-Dichloroethane	ND		0.50	0.070	ug/L			12/18/23 23:59	1
1,2,3-Trichlorobenzene	ND		0.50	0.070	ug/L			12/18/23 23:59	1
1,2,3-Trichloropropane	ND		1.0	0.10	ug/L			12/18/23 23:59	1
Toluene	ND		0.50	0.080	ug/L			12/18/23 23:59	1
Chlorobenzene	ND		0.50	0.070	ug/L			12/18/23 23:59	1
1,2,4-Trimethylbenzene	ND		0.50	0.080	ug/L			12/18/23 23:59	1
1,2,4-Trichlorobenzene	ND		0.50	0.070	ug/L			12/18/23 23:59	1
Dibromochloromethane	ND		0.50	0.080	ug/L			12/18/23 23:59	1
Xylenes, Total	ND		1.0	0.070	ug/L			12/18/23 23:59	1
Tetrachloroethene	ND		0.50	0.20	ug/L			12/18/23 23:59	1
cis-1,2-Dichloroethene	ND		0.50	0.080	ug/L			12/18/23 23:59	1
trans-1,2-Dichloroethene	ND		0.50	0.10	ug/L			12/18/23 23:59	1
Methyl tertiary butyl ether	ND		0.50	0.080	ug/L			12/18/23 23:59	1
1,3,5-Trimethylbenzene	ND		0.50	0.080	ug/L			12/18/23 23:59	1
1,3-Dichlorobenzene	ND		0.50	0.070	ug/L			12/18/23 23:59	1
1,3-Dichloropropane	ND		0.50	0.080	ug/L			12/18/23 23:59	1
Chloroform	ND		0.50	0.090	ug/L			12/18/23 23:59	1
Benzene	ND		0.50	0.10	ug/L			12/18/23 23:59	1
1,1,1-Trichloroethane	ND		0.50	0.080	ug/L			12/18/23 23:59	1
Bromomethane	ND		0.50	0.10	ug/L			12/18/23 23:59	1
Chloromethane	ND		0.50	0.10	ug/L			12/18/23 23:59	1
Chloroethane	ND		0.50	0.10	ug/L			12/18/23 23:59	1
2,2-Dichloropropane	ND		0.50	0.10	ug/L			12/18/23 23:59	1
Vinyl chloride	ND		0.50	0.10	ug/L			12/18/23 23:59	1
Methylene Chloride	ND		0.50	0.20	ug/L			12/18/23 23:59	1
Carbon disulfide	ND		1.0	0.10	ug/L			12/18/23 23:59	1
Bromoform	ND		1.0	0.30	ug/L			12/18/23 23:59	1
Bromodichloromethane	ND		0.50	0.080	ug/L			12/18/23 23:59	1
1,1-Dichloroethane	ND		0.50	0.10	ug/L			12/18/23 23:59	1
2-Chlorotoluene	ND		0.50	0.080	ug/L			12/18/23 23:59	1
1,1-Dichloroethene	ND		0.50	0.10	ug/L			12/18/23 23:59	1
Trichlorofluoromethane	ND		0.50	0.10	ug/L			12/18/23 23:59	1
4-Chlorotoluene	ND		0.50	0.080	ug/L			12/18/23 23:59	1
Dichlorodifluoromethane	ND		0.50	0.10	ug/L			12/18/23 23:59	1
1,2-Dichloropropane	ND		0.50	0.10	ug/L			12/18/23 23:59	1
1,1,2-Trichloroethane	ND		0.50	0.080	ug/L			12/18/23 23:59	1
Acrylonitrile	ND		5.0	0.40	ug/L			12/18/23 23:59	1
Trichloroethene	ND		0.50	0.080	ug/L			12/18/23 23:59	1
1,1,2,2-Tetrachloroethane	ND		0.50	0.10	ug/L			12/18/23 23:59	1
1,2-Dichlorobenzene	ND		0.50	0.070	ug/L			12/18/23 23:59	1
1,2-Dibromo-3-Chloropropane	ND		0.50	0.10	ug/L			12/18/23 23:59	1

Client Sample ID: MW-7B

Date Collected: 12/06/23 15:00
Date Received: 12/08/23 18:03

Lab Sample ID: 410-154077-5

Matrix: Ground Water

Method: SW846 8260C LL - Volatile Organic Compounds by GC/MS (Continued)

Analyte	Result	Qualifier	RL	MDL	Unit	D	Prepared	Analyzed	Dil Fac
Bromobenzene	ND		0.50	0.080	ug/L			12/18/23 23:59	1
Bromochloromethane	ND		0.50	0.080	ug/L			12/18/23 23:59	1
Isopropylbenzene	ND		0.50	0.080	ug/L			12/18/23 23:59	1
Dibromomethane	ND		0.50	0.080	ug/L			12/18/23 23:59	1
di-Isopropyl ether	ND		0.50	0.10	ug/L			12/18/23 23:59	1
Ethyl t-butyl ether	ND		0.50	0.080	ug/L			12/18/23 23:59	1
Hexachlorobutadiene	ND		0.50	0.080	ug/L			12/18/23 23:59	1
Naphthalene	ND		0.50	0.080	ug/L			12/18/23 23:59	1
n-Butylbenzene	ND		0.50	0.080	ug/L			12/18/23 23:59	1
N-Propylbenzene	ND		0.50	0.10	ug/L			12/18/23 23:59	1
p-Isopropyltoluene	ND		0.50	0.080	ug/L			12/18/23 23:59	1
sec-Butylbenzene	ND		0.50	0.10	ug/L			12/18/23 23:59	1
t-Amyl methyl ether	ND		0.50	0.20	ug/L			12/18/23 23:59	1
t-Butyl alcohol	ND		10	3.0	ug/L			12/18/23 23:59	1
tert-Butylbenzene	ND		0.50	0.080	ug/L			12/18/23 23:59	1
trans-1,4-Dichloro-2-butene	ND		5.0	2.0	ug/L			12/18/23 23:59	1

Surrogate	*%Recovery*	*Qualifier*	*Limits*	*Prepared*	*Analyzed*	*Dil Fac*
1,2-Dichloroethane-d4 (Surr)	*96*		*80 - 120*		*12/18/23 23:59*	*1*
Dibromofluoromethane (Surr)	*98*		*80 - 120*		*12/18/23 23:59*	*1*
4-Bromofluorobenzene (Surr)	*95*		*80 - 120*		*12/18/23 23:59*	*1*
Toluene-d8 (Surr)	*94*		*80 - 120*		*12/18/23 23:59*	*1*

Method: SW846 8015D - Gasoline Range Organics (GRO) (GC)

Analyte	Result	Qualifier	RL	MDL	Unit	D	Prepared	Analyzed	Dil Fac
GRO (1C)	ND		0.050	0.023	mg/L			12/12/23 22:43	1

Surrogate	*%Recovery*	*Qualifier*	*Limits*	*Prepared*	*Analyzed*	*Dil Fac*
a,a,a-Trifluorotoluene (fid) (1C)	*96*		*63 - 135*		*12/12/23 22:43*	*1*

Method: SW846 8015D - Diesel Range Organics (DRO) (GC)

Analyte	Result	Qualifier	RL	MDL	Unit	D	Prepared	Analyzed	Dil Fac
DRO (C10-C28)	ND		110	57	ug/L		12/13/23 07:22	12/14/23 06:56	1

Surrogate	*%Recovery*	*Qualifier*	*Limits*	*Prepared*	*Analyzed*	*Dil Fac*
o- terphenyl (Surr)	*118*		*37 - 153*	*12/13/23 07:22*	*12/14/23 06:56*	*1*

Client: Groundwater & Environmental Services Inc
Project/Site: High's Store No 141

Job ID: 410-154077-1

Client Sample ID: RW-1

Date Collected: 12/07/23 10:00
Date Received: 12/08/23 18:03

Lab Sample ID: 410-154077-6

Matrix: Ground Water

Method: SW846 8260C LL - Volatile Organic Compounds by GC/MS

Analyte	Result	Qualifier	RL	MDL	Unit	D	Prepared	Analyzed	Dil Fac
1,1,1,2-Tetrachloroethane	ND		0.50	0.070	ug/L			12/15/23 05:33	1
cis-1,3-Dichloropropene	ND		0.50	0.10	ug/L			12/15/23 05:33	1
trans-1,3-Dichloropropene	ND		0.50	0.080	ug/L			12/15/23 05:33	1
Ethylbenzene	ND		0.50	0.080	ug/L			12/15/23 05:33	1
Styrene	ND		0.50	0.070	ug/L			12/15/23 05:33	1
1,4-Dichlorobenzene	ND		0.50	0.070	ug/L			12/15/23 05:33	1
1,2-Dibromoethane	ND		0.50	0.080	ug/L			12/15/23 05:33	1
1,1-Dichloropropene	ND		0.50	0.10	ug/L			12/15/23 05:33	1
1,2-Dichloroethane	ND		0.50	0.070	ug/L			12/15/23 05:33	1
1,2,3-Trichlorobenzene	ND		0.50	0.070	ug/L			12/15/23 05:33	1
1,2,3-Trichloropropane	ND		1.0	0.10	ug/L			12/15/23 05:33	1
Toluene	ND		0.50	0.080	ug/L			12/15/23 05:33	1
Chlorobenzene	ND		0.50	0.070	ug/L			12/15/23 05:33	1
1,2,4-Trimethylbenzene	ND		0.50	0.080	ug/L			12/15/23 05:33	1
1,2,4-Trichlorobenzene	ND		0.50	0.070	ug/L			12/15/23 05:33	1
Dibromochloromethane	ND		0.50	0.080	ug/L			12/15/23 05:33	1
Xylenes, Total	ND		1.0	0.070	ug/L			12/15/23 05:33	1
Tetrachloroethene	ND		0.50	0.20	ug/L			12/15/23 05:33	1
cis-1,2-Dichloroethene	ND		0.50	0.080	ug/L			12/15/23 05:33	1
trans-1,2-Dichloroethene	ND		0.50	0.10	ug/L			12/15/23 05:33	1
Methyl tertiary butyl ether	**1.0**		0.50	0.080	ug/L			12/15/23 05:33	1
1,3,5-Trimethylbenzene	ND		0.50	0.080	ug/L			12/15/23 05:33	1
1,3-Dichlorobenzene	ND		0.50	0.070	ug/L			12/15/23 05:33	1
1,3-Dichloropropane	ND		0.50	0.080	ug/L			12/15/23 05:33	1
Chloroform	ND		0.50	0.090	ug/L			12/15/23 05:33	1
Benzene	ND		0.50	0.10	ug/L			12/15/23 05:33	1
1,1,1-Trichloroethane	ND		0.50	0.080	ug/L			12/15/23 05:33	1
Bromomethane	ND		0.50	0.10	ug/L			12/15/23 05:33	1
Chloromethane	ND		0.50	0.10	ug/L			12/15/23 05:33	1
Chloroethane	ND		0.50	0.10	ug/L			12/15/23 05:33	1
2,2-Dichloropropane	ND		0.50	0.10	ug/L			12/15/23 05:33	1
Vinyl chloride	ND		0.50	0.10	ug/L			12/15/23 05:33	1
Methylene Chloride	ND		0.50	0.20	ug/L			12/15/23 05:33	1
Carbon disulfide	ND		1.0	0.10	ug/L			12/15/23 05:33	1
Bromoform	ND		1.0	0.30	ug/L			12/15/23 05:33	1
Bromodichloromethane	ND		0.50	0.080	ug/L			12/15/23 05:33	1
1,1-Dichloroethane	ND		0.50	0.10	ug/L			12/15/23 05:33	1
2-Chlorotoluene	ND		0.50	0.080	ug/L			12/15/23 05:33	1
1,1-Dichloroethene	ND		0.50	0.10	ug/L			12/15/23 05:33	1
Trichlorofluoromethane	ND		0.50	0.10	ug/L			12/15/23 05:33	1
4-Chlorotoluene	ND		0.50	0.080	ug/L			12/15/23 05:33	1
Dichlorodifluoromethane	ND		0.50	0.10	ug/L			12/15/23 05:33	1
1,2-Dichloropropane	ND		0.50	0.10	ug/L			12/15/23 05:33	1
1,1,2-Trichloroethane	ND		0.50	0.080	ug/L			12/15/23 05:33	1
Acrylonitrile	ND	cn	5.0	0.40	ug/L			12/15/23 05:33	1
Trichloroethene	ND		0.50	0.080	ug/L			12/15/23 05:33	1
1,1,2,2-Tetrachloroethane	ND		0.50	0.10	ug/L			12/15/23 05:33	1
1,2-Dichlorobenzene	ND		0.50	0.070	ug/L			12/15/23 05:33	1
1,2-Dibromo-3-Chloropropane	ND		0.50	0.10	ug/L			12/15/23 05:33	1

Client Sample ID: RW-1

Lab Sample ID: 410-154077-6

Date Collected: 12/07/23 10:00

Matrix: Ground Water

Date Received: 12/08/23 18:03

Method: SW846 8260C LL - Volatile Organic Compounds by GC/MS (Continued)

Analyte	Result	Qualifier	RL	MDL	Unit	D	Prepared	Analyzed	Dil Fac
Bromobenzene	ND		0.50	0.080	ug/L			12/15/23 05:33	1
Bromochloromethane	ND		0.50	0.080	ug/L			12/15/23 05:33	1
Isopropylbenzene	ND		0.50	0.080	ug/L			12/15/23 05:33	1
Dibromomethane	ND		0.50	0.080	ug/L			12/15/23 05:33	1
di-Isopropyl ether	ND		0.50	0.10	ug/L			12/15/23 05:33	1
Ethyl t-butyl ether	ND		0.50	0.080	ug/L			12/15/23 05:33	1
Hexachlorobutadiene	ND		0.50	0.080	ug/L			12/15/23 05:33	1
Naphthalene	ND		0.50	0.080	ug/L			12/15/23 05:33	1
n-Butylbenzene	ND		0.50	0.080	ug/L			12/15/23 05:33	1
N-Propylbenzene	ND		0.50	0.10	ug/L			12/15/23 05:33	1
p-Isopropyltoluene	ND		0.50	0.080	ug/L			12/15/23 05:33	1
sec-Butylbenzene	ND		0.50	0.10	ug/L			12/15/23 05:33	1
t-Amyl methyl ether	ND		0.50	0.20	ug/L			12/15/23 05:33	1
t-Butyl alcohol	ND		10	3.0	ug/L			12/15/23 05:33	1
tert-Butylbenzene	ND		0.50	0.080	ug/L			12/15/23 05:33	1
trans-1,4-Dichloro-2-butene	ND		5.0	2.0	ug/L			12/15/23 05:33	1

Surrogate	*%Recovery*	*Qualifier*	*Limits*	*Prepared*	*Analyzed*	*Dil Fac*
1,2-Dichloroethane-d4 (Surr)	*101*		*80 - 120*		*12/15/23 05:33*	*1*
Dibromofluoromethane (Surr)	*101*		*80 - 120*		*12/15/23 05:33*	*1*
4-Bromofluorobenzene (Surr)	*99*		*80 - 120*		*12/15/23 05:33*	*1*
Toluene-d8 (Surr)	*100*		*80 - 120*		*12/15/23 05:33*	*1*

Method: SW846 8015D - Gasoline Range Organics (GRO) (GC)

Analyte	Result	Qualifier	RL	MDL	Unit	D	Prepared	Analyzed	Dil Fac
GRO (1C)	ND		0.050	0.023	mg/L			12/14/23 01:22	1

Surrogate	*%Recovery*	*Qualifier*	*Limits*	*Prepared*	*Analyzed*	*Dil Fac*
a,a,a-Trifluorotoluene (fid) (1C)	*102*		*63 - 135*		*12/14/23 01:22*	*1*

Method: SW846 8015D - Diesel Range Organics (DRO) (GC)

Analyte	Result	Qualifier	RL	MDL	Unit	D	Prepared	Analyzed	Dil Fac
DRO (C10-C28)	ND		110	56	ug/L		12/13/23 07:22	12/14/23 07:20	1

Surrogate	*%Recovery*	*Qualifier*	*Limits*	*Prepared*	*Analyzed*	*Dil Fac*
o- terphenyl (Surr)	*117*		*37 - 153*	*12/13/23 07:22*	*12/14/23 07:20*	*1*

Client: Groundwater & Environmental Services Inc
Project/Site: High's Store No 141

Job ID: 410-154077-1

Client Sample ID: MW-3
Date Collected: 12/07/23 11:10
Date Received: 12/08/23 18:03

Lab Sample ID: 410-154077-7
Matrix: WG

Method: SW846 8260C LL - Volatile Organic Compounds by GC/MS

Analyte	Result	Qualifier	RL	MDL	Unit	D	Prepared	Analyzed	Dil Fac
1,1,1,2-Tetrachloroethane	ND		0.50	0.070	ug/L			12/16/23 02:00	1
cis-1,3-Dichloropropene	ND		0.50	0.10	ug/L			12/16/23 02:00	1
trans-1,3-Dichloropropene	ND		0.50	0.080	ug/L			12/16/23 02:00	1
Ethylbenzene	ND		0.50	0.080	ug/L			12/16/23 02:00	1
Styrene	ND	cn	0.50	0.070	ug/L			12/16/23 02:00	1
1,4-Dichlorobenzene	ND		0.50	0.070	ug/L			12/16/23 02:00	1
1,2-Dibromoethane	ND	*+	0.50	0.080	ug/L			12/16/23 02:00	1
1,1-Dichloropropene	ND		0.50	0.10	ug/L			12/16/23 02:00	1
1,2-Dichloroethane	ND		0.50	0.070	ug/L			12/16/23 02:00	1
1,2,3-Trichlorobenzene	ND	cn	0.50	0.070	ug/L			12/16/23 02:00	1
1,2,3-Trichloropropane	ND		1.0	0.10	ug/L			12/16/23 02:00	1
Toluene	ND		0.50	0.080	ug/L			12/16/23 02:00	1
Chlorobenzene	ND		0.50	0.070	ug/L			12/16/23 02:00	1
1,2,4-Trimethylbenzene	ND		0.50	0.080	ug/L			12/16/23 02:00	1
1,2,4-Trichlorobenzene	ND		0.50	0.070	ug/L			12/16/23 02:00	1
Dibromochloromethane	ND	*+ cn	0.50	0.080	ug/L			12/16/23 02:00	1
Xylenes, Total	ND		1.0	0.070	ug/L			12/16/23 02:00	1
Tetrachloroethene	ND		0.50	0.20	ug/L			12/16/23 02:00	1
cis-1,2-Dichloroethene	ND		0.50	0.080	ug/L			12/16/23 02:00	1
trans-1,2-Dichloroethene	ND		0.50	0.10	ug/L			12/16/23 02:00	1
Methyl tertiary butyl ether	**0.69**		0.50	0.080	ug/L			12/16/23 02:00	1
1,3,5-Trimethylbenzene	ND		0.50	0.080	ug/L			12/16/23 02:00	1
1,3-Dichlorobenzene	ND		0.50	0.070	ug/L			12/16/23 02:00	1
1,3-Dichloropropane	ND	*+	0.50	0.080	ug/L			12/16/23 02:00	1
Chloroform	ND		0.50	0.090	ug/L			12/16/23 02:00	1
Benzene	ND		0.50	0.10	ug/L			12/16/23 02:00	1
1,1,1-Trichloroethane	ND		0.50	0.080	ug/L			12/16/23 02:00	1
Bromomethane	ND		0.50	0.10	ug/L			12/16/23 02:00	1
Chloromethane	ND		0.50	0.10	ug/L			12/16/23 02:00	1
Chloroethane	ND		0.50	0.10	ug/L			12/16/23 02:00	1
2,2-Dichloropropane	ND		0.50	0.10	ug/L			12/16/23 02:00	1
Vinyl chloride	ND		0.50	0.10	ug/L			12/16/23 02:00	1
Methylene Chloride	ND		0.50	0.20	ug/L			12/16/23 02:00	1
Carbon disulfide	ND		1.0	0.10	ug/L			12/16/23 02:00	1
Bromoform	ND		1.0	0.30	ug/L			12/16/23 02:00	1
Bromodichloromethane	ND		0.50	0.080	ug/L			12/16/23 02:00	1
1,1-Dichloroethane	ND		0.50	0.10	ug/L			12/16/23 02:00	1
2-Chlorotoluene	ND		0.50	0.080	ug/L			12/16/23 02:00	1
1,1-Dichloroethene	ND		0.50	0.10	ug/L			12/16/23 02:00	1
Trichlorofluoromethane	ND		0.50	0.10	ug/L			12/16/23 02:00	1
4-Chlorotoluene	ND		0.50	0.080	ug/L			12/16/23 02:00	1
Dichlorodifluoromethane	ND	cn	0.50	0.10	ug/L			12/16/23 02:00	1
1,2-Dichloropropane	ND		0.50	0.10	ug/L			12/16/23 02:00	1
1,1,2-Trichloroethane	ND		0.50	0.080	ug/L			12/16/23 02:00	1
Acrylonitrile	ND	cn	5.0	0.40	ug/L			12/16/23 02:00	1
Trichloroethene	ND		0.50	0.080	ug/L			12/16/23 02:00	1
1,1,2,2-Tetrachloroethane	ND		0.50	0.10	ug/L			12/16/23 02:00	1
1,2-Dichlorobenzene	ND		0.50	0.070	ug/L			12/16/23 02:00	1
1,2-Dibromo-3-Chloropropane	ND		0.50	0.10	ug/L			12/16/23 02:00	1

Client Sample Results

Client: Groundwater & Environmental Services Inc
Project/Site: High's Store No 141

Job ID: 410-154077-1

Client Sample ID: MW-3

Date Collected: 12/07/23 11:10
Date Received: 12/08/23 18:03

Lab Sample ID: 410-154077-7

Matrix: WG

Method: SW846 8260C LL - Volatile Organic Compounds by GC/MS (Continued)

Analyte	Result	Qualifier	RL	MDL	Unit	D	Prepared	Analyzed	Dil Fac
Bromobenzene	ND		0.50	0.080	ug/L			12/16/23 02:00	1
Bromochloromethane	ND		0.50	0.080	ug/L			12/16/23 02:00	1
Isopropylbenzene	**0.14**	**J**	0.50	0.080	ug/L			12/16/23 02:00	1
Dibromomethane	ND	cn	0.50	0.080	ug/L			12/16/23 02:00	1
di-Isopropyl ether	ND		0.50	0.10	ug/L			12/16/23 02:00	1
Ethyl t-butyl ether	ND		0.50	0.080	ug/L			12/16/23 02:00	1
Hexachlorobutadiene	ND	cn	0.50	0.080	ug/L			12/16/23 02:00	1
Naphthalene	ND	cn	0.50	0.080	ug/L			12/16/23 02:00	1
n-Butylbenzene	ND		0.50	0.080	ug/L			12/16/23 02:00	1
N-Propylbenzene	ND		0.50	0.10	ug/L			12/16/23 02:00	1
p-Isopropyltoluene	ND		0.50	0.080	ug/L			12/16/23 02:00	1
sec-Butylbenzene	**1.5**		0.50	0.10	ug/L			12/16/23 02:00	1
t-Amyl methyl ether	ND		0.50	0.20	ug/L			12/16/23 02:00	1
t-Butyl alcohol	ND		10	3.0	ug/L			12/16/23 02:00	1
tert-Butylbenzene	ND		0.50	0.080	ug/L			12/16/23 02:00	1
trans-1,4-Dichloro-2-butene	ND	cn	5.0	2.0	ug/L			12/16/23 02:00	1

Surrogate	*%Recovery*	*Qualifier*	*Limits*	*Prepared*	*Analyzed*	*Dil Fac*
1,2-Dichloroethane-d4 (Surr)	*96*		*80 - 120*		*12/16/23 02:00*	*1*
Dibromofluoromethane (Surr)	*91*		*80 - 120*		*12/16/23 02:00*	*1*
4-Bromofluorobenzene (Surr)	*101*		*80 - 120*		*12/16/23 02:00*	*1*
Toluene-d8 (Surr)	*96*		*80 - 120*		*12/16/23 02:00*	*1*

Method: SW846 8015D - Gasoline Range Organics (GRO) (GC)

Analyte	Result	Qualifier	RL	MDL	Unit	D	Prepared	Analyzed	Dil Fac
GRO (1C)	**0.22**		0.050	0.023	mg/L			12/14/23 01:47	1

Surrogate	*%Recovery*	*Qualifier*	*Limits*	*Prepared*	*Analyzed*	*Dil Fac*
a,a,a-Trifluorotoluene (fid) (1C)	*99*		*63 - 135*		*12/14/23 01:47*	*1*

Method: SW846 8015D - Diesel Range Organics (DRO) (GC)

Analyte	Result	Qualifier	RL	MDL	Unit	D	Prepared	Analyzed	Dil Fac
DRO (C10-C28)	ND		110	56	ug/L		12/13/23 07:22	12/14/23 08:56	1

Surrogate	*%Recovery*	*Qualifier*	*Limits*	*Prepared*	*Analyzed*	*Dil Fac*
o- terphenyl (Surr)	*117*		*37 - 153*	*12/13/23 07:22*	*12/14/23 08:56*	*1*

Client: Groundwater & Environmental Services Inc
Project/Site: High's Store No 141

Job ID: 410-154077-1

Client Sample ID: MW-15

Lab Sample ID: 410-154077-8

Date Collected: 12/07/23 12:30
Date Received: 12/08/23 18:03

Matrix: WG

Method: SW846 8260C LL - Volatile Organic Compounds by GC/MS

Analyte	Result	Qualifier	RL	MDL	Unit	D	Prepared	Analyzed	Dil Fac
1,1,1,2-Tetrachloroethane	ND		0.50	0.070	ug/L			12/16/23 03:23	1
cis-1,3-Dichloropropene	ND		0.50	0.10	ug/L			12/16/23 03:23	1
trans-1,3-Dichloropropene	ND		0.50	0.080	ug/L			12/16/23 03:23	1
Ethylbenzene	ND		0.50	0.080	ug/L			12/16/23 03:23	1
Styrene	ND	cn	0.50	0.070	ug/L			12/16/23 03:23	1
1,4-Dichlorobenzene	ND		0.50	0.070	ug/L			12/16/23 03:23	1
1,2-Dibromoethane	ND	*+	0.50	0.080	ug/L			12/16/23 03:23	1
1,1-Dichloropropene	ND		0.50	0.10	ug/L			12/16/23 03:23	1
1,2-Dichloroethane	ND		0.50	0.070	ug/L			12/16/23 03:23	1
1,2,3-Trichlorobenzene	ND	cn	0.50	0.070	ug/L			12/16/23 03:23	1
1,2,3-Trichloropropane	ND		1.0	0.10	ug/L			12/16/23 03:23	1
Toluene	ND		0.50	0.080	ug/L			12/16/23 03:23	1
Chlorobenzene	ND		0.50	0.070	ug/L			12/16/23 03:23	1
1,2,4-Trimethylbenzene	ND		0.50	0.080	ug/L			12/16/23 03:23	1
1,2,4-Trichlorobenzene	ND		0.50	0.070	ug/L			12/16/23 03:23	1
Dibromochloromethane	ND	*+ cn	0.50	0.080	ug/L			12/16/23 03:23	1
Xylenes, Total	ND		1.0	0.070	ug/L			12/16/23 03:23	1
Tetrachloroethene	ND		0.50	0.20	ug/L			12/16/23 03:23	1
cis-1,2-Dichloroethene	ND		0.50	0.080	ug/L			12/16/23 03:23	1
trans-1,2-Dichloroethene	ND		0.50	0.10	ug/L			12/16/23 03:23	1
Methyl tertiary butyl ether	**2.2**		0.50	0.080	ug/L			12/16/23 03:23	1
1,3,5-Trimethylbenzene	ND		0.50	0.080	ug/L			12/16/23 03:23	1
1,3-Dichlorobenzene	ND		0.50	0.070	ug/L			12/16/23 03:23	1
1,3-Dichloropropane	ND	*+	0.50	0.080	ug/L			12/16/23 03:23	1
Chloroform	ND		0.50	0.090	ug/L			12/16/23 03:23	1
Benzene	ND		0.50	0.10	ug/L			12/16/23 03:23	1
1,1,1-Trichloroethane	ND		0.50	0.080	ug/L			12/16/23 03:23	1
Bromomethane	ND		0.50	0.10	ug/L			12/16/23 03:23	1
Chloromethane	ND		0.50	0.10	ug/L			12/16/23 03:23	1
Chloroethane	ND		0.50	0.10	ug/L			12/16/23 03:23	1
2,2-Dichloropropane	ND		0.50	0.10	ug/L			12/16/23 03:23	1
Vinyl chloride	ND		0.50	0.10	ug/L			12/16/23 03:23	1
Methylene Chloride	ND		0.50	0.20	ug/L			12/16/23 03:23	1
Carbon disulfide	ND		1.0	0.10	ug/L			12/16/23 03:23	1
Bromoform	ND		1.0	0.30	ug/L			12/16/23 03:23	1
Bromodichloromethane	ND		0.50	0.080	ug/L			12/16/23 03:23	1
1,1-Dichloroethane	ND		0.50	0.10	ug/L			12/16/23 03:23	1
2-Chlorotoluene	ND		0.50	0.080	ug/L			12/16/23 03:23	1
1,1-Dichloroethene	ND		0.50	0.10	ug/L			12/16/23 03:23	1
Trichlorofluoromethane	ND		0.50	0.10	ug/L			12/16/23 03:23	1
4-Chlorotoluene	ND		0.50	0.080	ug/L			12/16/23 03:23	1
Dichlorodifluoromethane	ND	cn	0.50	0.10	ug/L			12/16/23 03:23	1
1,2-Dichloropropane	ND		0.50	0.10	ug/L			12/16/23 03:23	1
1,1,2-Trichloroethane	ND		0.50	0.080	ug/L			12/16/23 03:23	1
Acrylonitrile	ND	cn	5.0	0.40	ug/L			12/16/23 03:23	1
Trichloroethene	ND		0.50	0.080	ug/L			12/16/23 03:23	1
1,1,2,2-Tetrachloroethane	ND		0.50	0.10	ug/L			12/16/23 03:23	1
1,2-Dichlorobenzene	ND		0.50	0.070	ug/L			12/16/23 03:23	1
1,2-Dibromo-3-Chloropropane	ND		0.50	0.10	ug/L			12/16/23 03:23	1

Client Sample ID: MW-15

Date Collected: 12/07/23 12:30
Date Received: 12/08/23 18:03

Lab Sample ID: 410-154077-8

Matrix: WG

Method: SW846 8260C LL - Volatile Organic Compounds by GC/MS (Continued)

Analyte	Result	Qualifier	RL	MDL	Unit	D	Prepared	Analyzed	Dil Fac
Bromobenzene	ND		0.50	0.080	ug/L			12/16/23 03:23	1
Bromochloromethane	ND		0.50	0.080	ug/L			12/16/23 03:23	1
Isopropylbenzene	ND		0.50	0.080	ug/L			12/16/23 03:23	1
Dibromomethane	ND	cn	0.50	0.080	ug/L			12/16/23 03:23	1
di-Isopropyl ether	ND		0.50	0.10	ug/L			12/16/23 03:23	1
Ethyl t-butyl ether	ND		0.50	0.080	ug/L			12/16/23 03:23	1
Hexachlorobutadiene	ND	cn	0.50	0.080	ug/L			12/16/23 03:23	1
Naphthalene	**0.10**	**J cn**	0.50	0.080	ug/L			12/16/23 03:23	1
n-Butylbenzene	ND		0.50	0.080	ug/L			12/16/23 03:23	1
N-Propylbenzene	ND		0.50	0.10	ug/L			12/16/23 03:23	1
p-Isopropyltoluene	ND		0.50	0.080	ug/L			12/16/23 03:23	1
sec-Butylbenzene	ND		0.50	0.10	ug/L			12/16/23 03:23	1
t-Amyl methyl ether	ND		0.50	0.20	ug/L			12/16/23 03:23	1
t-Butyl alcohol	ND		10	3.0	ug/L			12/16/23 03:23	1
tert-Butylbenzene	ND		0.50	0.080	ug/L			12/16/23 03:23	1
trans-1,4-Dichloro-2-butene	ND	cn	5.0	2.0	ug/L			12/16/23 03:23	1

Surrogate	*%Recovery*	*Qualifier*	*Limits*	*Prepared*	*Analyzed*	*Dil Fac*
1,2-Dichloroethane-d4 (Surr)	*97*		*80 - 120*		*12/16/23 03:23*	*1*
Dibromofluoromethane (Surr)	*92*		*80 - 120*		*12/16/23 03:23*	*1*
4-Bromofluorobenzene (Surr)	*99*		*80 - 120*		*12/16/23 03:23*	*1*
Toluene-d8 (Surr)	*96*		*80 - 120*		*12/16/23 03:23*	*1*

Method: SW846 8015D - Gasoline Range Organics (GRO) (GC)

Analyte	Result	Qualifier	RL	MDL	Unit	D	Prepared	Analyzed	Dil Fac
GRO (1C)	ND		0.050	0.023	mg/L			12/14/23 02:13	1

Surrogate	*%Recovery*	*Qualifier*	*Limits*	*Prepared*	*Analyzed*	*Dil Fac*
a,a,a-Trifluorotoluene (fid) (1C)	*103*		*63 - 135*		*12/14/23 02:13*	*1*

Method: SW846 8015D - Diesel Range Organics (DRO) (GC)

Analyte	Result	Qualifier	RL	MDL	Unit	D	Prepared	Analyzed	Dil Fac
DRO (C10-C28)	ND		110	56	ug/L		12/13/23 07:22	12/14/23 09:20	1

Surrogate	*%Recovery*	*Qualifier*	*Limits*	*Prepared*	*Analyzed*	*Dil Fac*
o- terphenyl (Surr)	*117*		*37 - 153*	*12/13/23 07:22*	*12/14/23 09:20*	*1*

Client: Groundwater & Environmental Services Inc
Project/Site: High's Store No 141

Job ID: 410-154077-1

Client Sample ID: MW-1608R

Lab Sample ID: 410-154077-9

Date Collected: 12/07/23 13:40

Matrix: WG

Date Received: 12/08/23 18:03

Method: SW846 8260C LL - Volatile Organic Compounds by GC/MS

Analyte	Result	Qualifier	RL	MDL	Unit	D	Prepared	Analyzed	Dil Fac
1,1,1,2-Tetrachloroethane	ND		0.50	0.070	ug/L			12/19/23 00:21	1
cis-1,3-Dichloropropene	ND		0.50	0.10	ug/L			12/19/23 00:21	1
trans-1,3-Dichloropropene	ND		0.50	0.080	ug/L			12/19/23 00:21	1
Ethylbenzene	ND		0.50	0.080	ug/L			12/19/23 00:21	1
Styrene	ND		0.50	0.070	ug/L			12/19/23 00:21	1
1,4-Dichlorobenzene	ND		0.50	0.070	ug/L			12/19/23 00:21	1
1,2-Dibromoethane	ND		0.50	0.080	ug/L			12/19/23 00:21	1
1,1-Dichloropropene	ND		0.50	0.10	ug/L			12/19/23 00:21	1
1,2-Dichloroethane	ND		0.50	0.070	ug/L			12/19/23 00:21	1
1,2,3-Trichlorobenzene	ND		0.50	0.070	ug/L			12/19/23 00:21	1
1,2,3-Trichloropropane	ND		1.0	0.10	ug/L			12/19/23 00:21	1
Toluene	**0.083**	**J**	0.50	0.080	ug/L			12/19/23 00:21	1
Chlorobenzene	ND		0.50	0.070	ug/L			12/19/23 00:21	1
1,2,4-Trimethylbenzene	ND		0.50	0.080	ug/L			12/19/23 00:21	1
1,2,4-Trichlorobenzene	ND		0.50	0.070	ug/L			12/19/23 00:21	1
Dibromochloromethane	ND		0.50	0.080	ug/L			12/19/23 00:21	1
Xylenes, Total	ND		1.0	0.070	ug/L			12/19/23 00:21	1
Tetrachloroethene	ND		0.50	0.20	ug/L			12/19/23 00:21	1
cis-1,2-Dichloroethene	ND		0.50	0.080	ug/L			12/19/23 00:21	1
trans-1,2-Dichloroethene	ND		0.50	0.10	ug/L			12/19/23 00:21	1
1,3,5-Trimethylbenzene	ND		0.50	0.080	ug/L			12/19/23 00:21	1
1,3-Dichlorobenzene	ND		0.50	0.070	ug/L			12/19/23 00:21	1
1,3-Dichloropropane	ND		0.50	0.080	ug/L			12/19/23 00:21	1
Chloroform	ND		0.50	0.090	ug/L			12/19/23 00:21	1
Benzene	ND		0.50	0.10	ug/L			12/19/23 00:21	1
1,1,1-Trichloroethane	ND		0.50	0.080	ug/L			12/19/23 00:21	1
Bromomethane	ND		0.50	0.10	ug/L			12/19/23 00:21	1
Chloromethane	ND		0.50	0.10	ug/L			12/19/23 00:21	1
Chloroethane	ND		0.50	0.10	ug/L			12/19/23 00:21	1
2,2-Dichloropropane	ND		0.50	0.10	ug/L			12/19/23 00:21	1
Vinyl chloride	ND		0.50	0.10	ug/L			12/19/23 00:21	1
Methylene Chloride	ND		0.50	0.20	ug/L			12/19/23 00:21	1
Carbon disulfide	ND		1.0	0.10	ug/L			12/19/23 00:21	1
Bromoform	ND		1.0	0.30	ug/L			12/19/23 00:21	1
Bromodichloromethane	ND		0.50	0.080	ug/L			12/19/23 00:21	1
1,1-Dichloroethane	ND		0.50	0.10	ug/L			12/19/23 00:21	1
2-Chlorotoluene	ND		0.50	0.080	ug/L			12/19/23 00:21	1
1,1-Dichloroethene	ND		0.50	0.10	ug/L			12/19/23 00:21	1
Trichlorofluoromethane	ND		0.50	0.10	ug/L			12/19/23 00:21	1
4-Chlorotoluene	ND		0.50	0.080	ug/L			12/19/23 00:21	1
Dichlorodifluoromethane	ND		0.50	0.10	ug/L			12/19/23 00:21	1
1,2-Dichloropropane	ND		0.50	0.10	ug/L			12/19/23 00:21	1
1,1,2-Trichloroethane	ND		0.50	0.080	ug/L			12/19/23 00:21	1
Acrylonitrile	ND		5.0	0.40	ug/L			12/19/23 00:21	1
Trichloroethene	ND		0.50	0.080	ug/L			12/19/23 00:21	1
1,1,2,2-Tetrachloroethane	ND		0.50	0.10	ug/L			12/19/23 00:21	1
1,2-Dichlorobenzene	ND		0.50	0.070	ug/L			12/19/23 00:21	1
1,2-Dibromo-3-Chloropropane	ND		0.50	0.10	ug/L			12/19/23 00:21	1
Bromobenzene	ND		0.50	0.080	ug/L			12/19/23 00:21	1

Client Sample ID: MW-1608R

Lab Sample ID: 410-154077-9

Date Collected: 12/07/23 13:40

Matrix: WG

Date Received: 12/08/23 18:03

Method: SW846 8260C LL - Volatile Organic Compounds by GC/MS (Continued)

Analyte	Result	Qualifier	RL	MDL	Unit	D	Prepared	Analyzed	Dil Fac
Bromochloromethane	ND		0.50	0.080	ug/L			12/19/23 00:21	1
Isopropylbenzene	ND		0.50	0.080	ug/L			12/19/23 00:21	1
Dibromomethane	ND		0.50	0.080	ug/L			12/19/23 00:21	1
di-Isopropyl ether	**0.31**	**J**	0.50	0.10	ug/L			12/19/23 00:21	1
Ethyl t-butyl ether	ND		0.50	0.080	ug/L			12/19/23 00:21	1
Hexachlorobutadiene	ND		0.50	0.080	ug/L			12/19/23 00:21	1
Naphthalene	ND		0.50	0.080	ug/L			12/19/23 00:21	1
n-Butylbenzene	ND		0.50	0.080	ug/L			12/19/23 00:21	1
N-Propylbenzene	ND		0.50	0.10	ug/L			12/19/23 00:21	1
p-Isopropyltoluene	ND		0.50	0.080	ug/L			12/19/23 00:21	1
sec-Butylbenzene	ND		0.50	0.10	ug/L			12/19/23 00:21	1
t-Amyl methyl ether	**1.4**		0.50	0.20	ug/L			12/19/23 00:21	1
t-Butyl alcohol	**6.6**	**J**	10	3.0	ug/L			12/19/23 00:21	1
tert-Butylbenzene	ND		0.50	0.080	ug/L			12/19/23 00:21	1
trans-1,4-Dichloro-2-butene	ND		5.0	2.0	ug/L			12/19/23 00:21	1

Surrogate	*%Recovery*	*Qualifier*	*Limits*	*Prepared*	*Analyzed*	*Dil Fac*
1,2-Dichloroethane-d4 (Surr)	*97*		*80 - 120*		*12/19/23 00:21*	*1*
Dibromofluoromethane (Surr)	*97*		*80 - 120*		*12/19/23 00:21*	*1*
4-Bromofluorobenzene (Surr)	*95*		*80 - 120*		*12/19/23 00:21*	*1*
Toluene-d8 (Surr)	*94*		*80 - 120*		*12/19/23 00:21*	*1*

Method: SW846 8260C LL - Volatile Organic Compounds by GC/MS - DL

Analyte	Result	Qualifier	RL	MDL	Unit	D	Prepared	Analyzed	Dil Fac
Methyl tertiary butyl ether	**72**		5.0	0.80	ug/L			12/16/23 04:27	10

Surrogate	*%Recovery*	*Qualifier*	*Limits*	*Prepared*	*Analyzed*	*Dil Fac*
1,2-Dichloroethane-d4 (Surr)	*96*		*80 - 120*		*12/16/23 04:27*	*10*
Dibromofluoromethane (Surr)	*93*		*80 - 120*		*12/16/23 04:27*	*10*
4-Bromofluorobenzene (Surr)	*96*		*80 - 120*		*12/16/23 04:27*	*10*
Toluene-d8 (Surr)	*95*		*80 - 120*		*12/16/23 04:27*	*10*

Method: SW846 8015D - Gasoline Range Organics (GRO) (GC)

Analyte	Result	Qualifier	RL	MDL	Unit	D	Prepared	Analyzed	Dil Fac
GRO (1C)	**0.078**		0.050	0.023	mg/L			12/14/23 02:39	1

Surrogate	*%Recovery*	*Qualifier*	*Limits*	*Prepared*	*Analyzed*	*Dil Fac*
a,a,a-Trifluorotoluene (fid) (1C)	*101*		*63 - 135*		*12/14/23 02:39*	*1*

Method: SW846 8015D - Diesel Range Organics (DRO) (GC)

Analyte	Result	Qualifier	RL	MDL	Unit	D	Prepared	Analyzed	Dil Fac
DRO (C10-C28)	ND		110	57	ug/L		12/13/23 07:22	12/14/23 09:44	1

Surrogate	*%Recovery*	*Qualifier*	*Limits*	*Prepared*	*Analyzed*	*Dil Fac*
o- terphenyl (Surr)	*116*		*37 - 153*	*12/13/23 07:22*	*12/14/23 09:44*	*1*

Client: Groundwater & Environmental Services Inc
Project/Site: High's Store No 141

Job ID: 410-154077-1

Client Sample ID: MW-5

Date Collected: 12/07/23 14:30
Date Received: 12/08/23 18:03

Lab Sample ID: 410-154077-10

Matrix: Ground Water

Method: SW846 8260C LL - Volatile Organic Compounds by GC/MS

Analyte	Result	Qualifier	RL	MDL	Unit	D	Prepared	Analyzed	Dil Fac
1,1,1,2-Tetrachloroethane	ND		0.50	0.070	ug/L			12/16/23 02:21	1
cis-1,3-Dichloropropene	ND		0.50	0.10	ug/L			12/16/23 02:21	1
trans-1,3-Dichloropropene	ND		0.50	0.080	ug/L			12/16/23 02:21	1
Styrene	ND	cn	0.50	0.070	ug/L			12/16/23 02:21	1
1,4-Dichlorobenzene	ND		0.50	0.070	ug/L			12/16/23 02:21	1
1,2-Dibromoethane	ND	*+	0.50	0.080	ug/L			12/16/23 02:21	1
1,1-Dichloropropene	ND		0.50	0.10	ug/L			12/16/23 02:21	1
1,2-Dichloroethane	**0.54**		0.50	0.070	ug/L			12/16/23 02:21	1
1,2,3-Trichlorobenzene	ND	cn	0.50	0.070	ug/L			12/16/23 02:21	1
1,2,3-Trichloropropane	ND		1.0	0.10	ug/L			12/16/23 02:21	1
Toluene	**13**		0.50	0.080	ug/L			12/16/23 02:21	1
Chlorobenzene	ND		0.50	0.070	ug/L			12/16/23 02:21	1
1,2,4-Trichlorobenzene	ND		0.50	0.070	ug/L			12/16/23 02:21	1
Dibromochloromethane	ND	*+ cn	0.50	0.080	ug/L			12/16/23 02:21	1
Tetrachloroethene	ND		0.50	0.20	ug/L			12/16/23 02:21	1
cis-1,2-Dichloroethene	ND		0.50	0.080	ug/L			12/16/23 02:21	1
trans-1,2-Dichloroethene	ND		0.50	0.10	ug/L			12/16/23 02:21	1
Methyl tertiary butyl ether	**1.3**		0.50	0.080	ug/L			12/16/23 02:21	1
1,3,5-Trimethylbenzene	**14**		0.50	0.080	ug/L			12/16/23 02:21	1
1,3-Dichlorobenzene	ND		0.50	0.070	ug/L			12/16/23 02:21	1
1,3-Dichloropropane	ND	*+	0.50	0.080	ug/L			12/16/23 02:21	1
Chloroform	ND		0.50	0.090	ug/L			12/16/23 02:21	1
Benzene	**5.7**		0.50	0.10	ug/L			12/16/23 02:21	1
1,1,1-Trichloroethane	ND		0.50	0.080	ug/L			12/16/23 02:21	1
Bromomethane	ND		0.50	0.10	ug/L			12/16/23 02:21	1
Chloromethane	ND		0.50	0.10	ug/L			12/16/23 02:21	1
Chloroethane	ND		0.50	0.10	ug/L			12/16/23 02:21	1
2,2-Dichloropropane	ND		0.50	0.10	ug/L			12/16/23 02:21	1
Vinyl chloride	ND		0.50	0.10	ug/L			12/16/23 02:21	1
Methylene Chloride	ND		0.50	0.20	ug/L			12/16/23 02:21	1
Carbon disulfide	ND		1.0	0.10	ug/L			12/16/23 02:21	1
Bromoform	ND		1.0	0.30	ug/L			12/16/23 02:21	1
Bromodichloromethane	ND		0.50	0.080	ug/L			12/16/23 02:21	1
1,1-Dichloroethane	ND		0.50	0.10	ug/L			12/16/23 02:21	1
2-Chlorotoluene	ND		0.50	0.080	ug/L			12/16/23 02:21	1
1,1-Dichloroethene	ND		0.50	0.10	ug/L			12/16/23 02:21	1
Trichlorofluoromethane	ND		0.50	0.10	ug/L			12/16/23 02:21	1
4-Chlorotoluene	ND		0.50	0.080	ug/L			12/16/23 02:21	1
Dichlorodifluoromethane	ND	cn	0.50	0.10	ug/L			12/16/23 02:21	1
1,2-Dichloropropane	ND		0.50	0.10	ug/L			12/16/23 02:21	1
1,1,2-Trichloroethane	ND		0.50	0.080	ug/L			12/16/23 02:21	1
Acrylonitrile	ND	cn	5.0	0.40	ug/L			12/16/23 02:21	1
Trichloroethene	ND		0.50	0.080	ug/L			12/16/23 02:21	1
1,1,2,2-Tetrachloroethane	ND		0.50	0.10	ug/L			12/16/23 02:21	1
1,2-Dichlorobenzene	ND		0.50	0.070	ug/L			12/16/23 02:21	1
1,2-Dibromo-3-Chloropropane	ND		0.50	0.10	ug/L			12/16/23 02:21	1
Bromobenzene	ND		0.50	0.080	ug/L			12/16/23 02:21	1
Bromochloromethane	ND		0.50	0.080	ug/L			12/16/23 02:21	1
Dibromomethane	ND	cn	0.50	0.080	ug/L			12/16/23 02:21	1

Client Sample ID: MW-5

Date Collected: 12/07/23 14:30
Date Received: 12/08/23 18:03

Lab Sample ID: 410-154077-10

Matrix: Ground Water

Method: SW846 8260C LL - Volatile Organic Compounds by GC/MS (Continued)

Analyte	Result	Qualifier	RL	MDL	Unit	D	Prepared	Analyzed	Dil Fac
di-Isopropyl ether	**0.13**	**J**	0.50	0.10	ug/L			12/16/23 02:21	1
Ethyl t-butyl ether	ND		0.50	0.080	ug/L			12/16/23 02:21	1
Hexachlorobutadiene	ND	cn	0.50	0.080	ug/L			12/16/23 02:21	1
n-Butylbenzene	**4.7**		0.50	0.080	ug/L			12/16/23 02:21	1
p-Isopropyltoluene	**3.3**		0.50	0.080	ug/L			12/16/23 02:21	1
sec-Butylbenzene	**5.6**		0.50	0.10	ug/L			12/16/23 02:21	1
t-Amyl methyl ether	ND		0.50	0.20	ug/L			12/16/23 02:21	1
t-Butyl alcohol	**46**		10	3.0	ug/L			12/16/23 02:21	1
tert-Butylbenzene	**0.15**	**J**	0.50	0.080	ug/L			12/16/23 02:21	1
trans-1,4-Dichloro-2-butene	ND	cn	5.0	2.0	ug/L			12/16/23 02:21	1

Surrogate	*%Recovery*	*Qualifier*	*Limits*	*Prepared*	*Analyzed*	*Dil Fac*
1,2-Dichloroethane-d4 (Surr)	*96*		*80 - 120*		*12/16/23 02:21*	*1*
Dibromofluoromethane (Surr)	*91*		*80 - 120*		*12/16/23 02:21*	*1*
4-Bromofluorobenzene (Surr)	*104*		*80 - 120*		*12/16/23 02:21*	*1*
Toluene-d8 (Surr)	*94*		*80 - 120*		*12/16/23 02:21*	*1*

Method: SW846 8260C LL - Volatile Organic Compounds by GC/MS - DL

Analyte	Result	Qualifier	RL	MDL	Unit	D	Prepared	Analyzed	Dil Fac
Ethylbenzene	**180**		10	1.6	ug/L			12/18/23 23:15	20
1,2,4-Trimethylbenzene	**85**		10	1.6	ug/L			12/18/23 23:15	20
Xylenes, Total	**120**		20	1.4	ug/L			12/18/23 23:15	20
Isopropylbenzene	**25**		10	1.6	ug/L			12/18/23 23:15	20
Naphthalene	**31**		10	1.6	ug/L			12/18/23 23:15	20
N-Propylbenzene	**35**		10	2.0	ug/L			12/18/23 23:15	20

Surrogate	*%Recovery*	*Qualifier*	*Limits*	*Prepared*	*Analyzed*	*Dil Fac*
1,2-Dichloroethane-d4 (Surr)	*98*		*80 - 120*		*12/18/23 23:15*	*20*
Dibromofluoromethane (Surr)	*99*		*80 - 120*		*12/18/23 23:15*	*20*
4-Bromofluorobenzene (Surr)	*97*		*80 - 120*		*12/18/23 23:15*	*20*
Toluene-d8 (Surr)	*93*		*80 - 120*		*12/18/23 23:15*	*20*

Method: SW846 8015D - Gasoline Range Organics (GRO) (GC)

Analyte	Result	Qualifier	RL	MDL	Unit	D	Prepared	Analyzed	Dil Fac
GRO (1C)	**1.0**		0.050	0.023	mg/L			12/14/23 03:05	1

Surrogate	*%Recovery*	*Qualifier*	*Limits*	*Prepared*	*Analyzed*	*Dil Fac*
a,a,a-Trifluorotoluene (fid) (1C)	*104*		*63 - 135*		*12/14/23 03:05*	*1*

Method: SW846 8015D - Diesel Range Organics (DRO) (GC)

Analyte	Result	Qualifier	RL	MDL	Unit	D	Prepared	Analyzed	Dil Fac
DRO (C10-C28)	**740**		110	56	ug/L		12/13/23 07:22	12/14/23 10:08	1

Surrogate	*%Recovery*	*Qualifier*	*Limits*	*Prepared*	*Analyzed*	*Dil Fac*
o- terphenyl (Surr)	*112*		*37 - 153*	*12/13/23 07:22*	*12/14/23 10:08*	*1*

Surrogate Summary

Client: Groundwater & Environmental Services Inc
Project/Site: High's Store No 141

Job ID: 410-154077-1

Method: 8260C LL - Volatile Organic Compounds by GC/MS

Matrix: Ground Water **Prep Type: Total/NA**

		Percent Surrogate Recovery (Acceptance Limits)			
		DCA	DBFM	BFB	TOL
Lab Sample ID	Client Sample ID	(80-120)	(80-120)	(80-120)	(80-120)
410-154077-3	MW-7A	102	100	98	100
410-154077-4	RW-2	101	99	98	100
410-154077-5	MW-7B	96	98	95	94
410-154077-6	RW-1	101	101	99	100
410-154077-10	MW-5	96	91	104	94
410-154077-10 - DL	MW-5	98	99	97	93

Surrogate Legend

DCA = 1,2-Dichloroethane-d4 (Surr)
DBFM = Dibromofluoromethane (Surr)
BFB = 4-Bromofluorobenzene (Surr)
TOL = Toluene-d8 (Surr)

Method: 8260C LL - Volatile Organic Compounds by GC/MS

Matrix: Water **Prep Type: Total/NA**

		Percent Surrogate Recovery (Acceptance Limits)			
		DCA	DBFM	BFB	TOL
Lab Sample ID	Client Sample ID	(80-120)	(80-120)	(80-120)	(80-120)
LCS 410-454290/4	Lab Control Sample	102	102	101	100
LCS 410-454767/4	Lab Control Sample	97	98	97	96
LCS 410-455468/4	Lab Control Sample	95	97	100	96
MB 410-454290/6	Method Blank	102	101	98	99
MB 410-454767/6	Method Blank	100	101	92	94
MB 410-455468/6	Method Blank	94	97	96	94

Surrogate Legend

DCA = 1,2-Dichloroethane-d4 (Surr)
DBFM = Dibromofluoromethane (Surr)
BFB = 4-Bromofluorobenzene (Surr)
TOL = Toluene-d8 (Surr)

Method: 8260C LL - Volatile Organic Compounds by GC/MS

Matrix: WG **Prep Type: Total/NA**

		Percent Surrogate Recovery (Acceptance Limits)			
		DCA	DBFM	BFB	TOL
Lab Sample ID	Client Sample ID	(80-120)	(80-120)	(80-120)	(80-120)
410-154077-1	MW-17B	102	99	99	99
410-154077-2	MW-14B	102	99	100	101
410-154077-7	MW-3	96	91	101	96
410-154077-8	MW-15	97	92	99	96
410-154077-9 - DL	MW-1608R	96	93	96	95
410-154077-9	MW-1608R	97	97	95	94

Surrogate Legend

DCA = 1,2-Dichloroethane-d4 (Surr)
DBFM = Dibromofluoromethane (Surr)
BFB = 4-Bromofluorobenzene (Surr)
TOL = Toluene-d8 (Surr)

Surrogate Summary

Client: Groundwater & Environmental Services Inc
Job ID: 410-154077-1
Project/Site: High's Store No 141

Method: 8015D - Gasoline Range Organics (GRO) (GC)

Matrix: Ground Water **Prep Type: Total/NA**

Percent Surrogate Recovery (Acceptance Limits)

Lab Sample ID	Client Sample ID	TFT-F1 (63-135)
410-154077-3	MW-7A	97
410-154077-4	RW-2	97
410-154077-5	MW-7B	96
410-154077-6	RW-1	102
410-154077-10	MW-5	104

Surrogate Legend

TFT-F = a,a,a-Trifluorotoluene (fid)

Method: 8015D - Gasoline Range Organics (GRO) (GC)

Matrix: Water **Prep Type: Total/NA**

Percent Surrogate Recovery (Acceptance Limits)

Lab Sample ID	Client Sample ID	TFT-F1 (63-135)
LCS 410-452905/6	Lab Control Sample	90
LCS 410-453615/6	Lab Control Sample	94
LCSD 410-452905/7	Lab Control Sample Dup	89
LCSD 410-453615/7	Lab Control Sample Dup	95
MB 410-452905/5	Method Blank	98
MB 410-453615/5	Method Blank	103

Surrogate Legend

TFT-F = a,a,a-Trifluorotoluene (fid)

Method: 8015D - Gasoline Range Organics (GRO) (GC)

Matrix: WG **Prep Type: Total/NA**

Percent Surrogate Recovery (Acceptance Limits)

Lab Sample ID	Client Sample ID	TFT-F1 (63-135)
410-154077-1	MW-17B	98
410-154077-2	MW-14B	97
410-154077-7	MW-3	99
410-154077-8	MW-15	103
410-154077-9	MW-1608R	101

Surrogate Legend

TFT-F = a,a,a-Trifluorotoluene (fid)

Method: 8015D - Diesel Range Organics (DRO) (GC)

Matrix: Ground Water **Prep Type: Total/NA**

Percent Surrogate Recovery (Acceptance Limits)

Lab Sample ID	Client Sample ID	OTP (37-153)
410-154077-3	MW-7A	118
410-154077-4	RW-2	118
410-154077-5	MW-7B	118
410-154077-6	RW-1	117
410-154077-10	MW-5	112

Surrogate Legend

Surrogate Summary

Client: Groundwater & Environmental Services Inc
Job ID: 410-154077-1
Project/Site: High's Store No 141

OTP = o- terphenyl (Surr)

Method: 8015D - Diesel Range Organics (DRO) (GC)

Matrix: Water **Prep Type: Total/NA**

		Percent Surrogate Recovery (Acceptance Limits)
Lab Sample ID	**Client Sample ID**	**OTP (37-153)**
LCS 410-453314/2-A	Lab Control Sample	111
MB 410-453314/1-A	Method Blank	116

Surrogate Legend

OTP = o- terphenyl (Surr)

Method: 8015D - Diesel Range Organics (DRO) (GC)

Matrix: WG **Prep Type: Total/NA**

		Percent Surrogate Recovery (Acceptance Limits)
Lab Sample ID	**Client Sample ID**	**OTP (37-153)**
410-154077-1	MW-17B	123
410-154077-2	MW-14B	117
410-154077-7	MW-3	117
410-154077-8	MW-15	117
410-154077-9	MW-1608R	116

Surrogate Legend

OTP = o- terphenyl (Surr)

Method: 8260C LL - Volatile Organic Compounds by GC/MS

Lab Sample ID: MB 410-454290/6
Matrix: Water
Analysis Batch: 454290

Client Sample ID: Method Blank
Prep Type: Total/NA

Analyte	MB Result	MB Qualifier	RL	MDL	Unit	D	Prepared	Analyzed	Dil Fac
1,1,1,2-Tetrachloroethane	ND		0.50	0.070	ug/L			12/14/23 21:03	1
cis-1,3-Dichloropropene	ND		0.50	0.10	ug/L			12/14/23 21:03	1
trans-1,3-Dichloropropene	ND		0.50	0.080	ug/L			12/14/23 21:03	1
Ethylbenzene	ND		0.50	0.080	ug/L			12/14/23 21:03	1
Styrene	ND		0.50	0.070	ug/L			12/14/23 21:03	1
1,4-Dichlorobenzene	ND		0.50	0.070	ug/L			12/14/23 21:03	1
1,2-Dibromoethane	ND		0.50	0.080	ug/L			12/14/23 21:03	1
1,1-Dichloropropene	ND		0.50	0.10	ug/L			12/14/23 21:03	1
1,2-Dichloroethane	ND		0.50	0.070	ug/L			12/14/23 21:03	1
1,2,3-Trichlorobenzene	ND		0.50	0.070	ug/L			12/14/23 21:03	1
1,2,3-Trichloropropane	ND		1.0	0.10	ug/L			12/14/23 21:03	1
Toluene	ND		0.50	0.080	ug/L			12/14/23 21:03	1
Chlorobenzene	ND		0.50	0.070	ug/L			12/14/23 21:03	1
1,2,4-Trimethylbenzene	ND		0.50	0.080	ug/L			12/14/23 21:03	1
1,2,4-Trichlorobenzene	ND		0.50	0.070	ug/L			12/14/23 21:03	1
Dibromochloromethane	ND		0.50	0.080	ug/L			12/14/23 21:03	1
Xylenes, Total	ND		1.0	0.070	ug/L			12/14/23 21:03	1
Tetrachloroethene	ND		0.50	0.20	ug/L			12/14/23 21:03	1
cis-1,2-Dichloroethene	ND		0.50	0.080	ug/L			12/14/23 21:03	1
trans-1,2-Dichloroethene	ND		0.50	0.10	ug/L			12/14/23 21:03	1
Methyl tertiary butyl ether	ND		0.50	0.080	ug/L			12/14/23 21:03	1
1,3,5-Trimethylbenzene	ND		0.50	0.080	ug/L			12/14/23 21:03	1
1,3-Dichlorobenzene	ND		0.50	0.070	ug/L			12/14/23 21:03	1
1,3-Dichloropropane	ND		0.50	0.080	ug/L			12/14/23 21:03	1
Chloroform	ND		0.50	0.090	ug/L			12/14/23 21:03	1
Benzene	ND		0.50	0.10	ug/L			12/14/23 21:03	1
1,1,1-Trichloroethane	ND		0.50	0.080	ug/L			12/14/23 21:03	1
Bromomethane	ND		0.50	0.10	ug/L			12/14/23 21:03	1
Chloromethane	ND		0.50	0.10	ug/L			12/14/23 21:03	1
Chloroethane	ND		0.50	0.10	ug/L			12/14/23 21:03	1
2,2-Dichloropropane	ND		0.50	0.10	ug/L			12/14/23 21:03	1
Vinyl chloride	ND		0.50	0.10	ug/L			12/14/23 21:03	1
Methylene Chloride	ND		0.50	0.20	ug/L			12/14/23 21:03	1
Carbon disulfide	ND		1.0	0.10	ug/L			12/14/23 21:03	1
Bromoform	ND		1.0	0.30	ug/L			12/14/23 21:03	1
Bromodichloromethane	ND		0.50	0.080	ug/L			12/14/23 21:03	1
1,1-Dichloroethane	ND		0.50	0.10	ug/L			12/14/23 21:03	1
2-Chlorotoluene	ND		0.50	0.080	ug/L			12/14/23 21:03	1
1,1-Dichloroethene	ND		0.50	0.10	ug/L			12/14/23 21:03	1
Trichlorofluoromethane	ND		0.50	0.10	ug/L			12/14/23 21:03	1
4-Chlorotoluene	ND		0.50	0.080	ug/L			12/14/23 21:03	1
Dichlorodifluoromethane	ND		0.50	0.10	ug/L			12/14/23 21:03	1
1,2-Dichloropropane	ND		0.50	0.10	ug/L			12/14/23 21:03	1
1,1,2-Trichloroethane	ND		0.50	0.080	ug/L			12/14/23 21:03	1
Acrylonitrile	ND		5.0	0.40	ug/L			12/14/23 21:03	1
Trichloroethene	ND		0.50	0.080	ug/L			12/14/23 21:03	1
1,1,2,2-Tetrachloroethane	ND		0.50	0.10	ug/L			12/14/23 21:03	1
1,2-Dichlorobenzene	ND		0.50	0.070	ug/L			12/14/23 21:03	1

Method: 8260C LL - Volatile Organic Compounds by GC/MS (Continued)

Lab Sample ID: MB 410-454290/6
Matrix: Water
Analysis Batch: 454290

Client Sample ID: Method Blank
Prep Type: Total/NA

Analyte	MB Result	MB Qualifier	RL	MDL	Unit	D	Prepared	Analyzed	Dil Fac
1,2-Dibromo-3-Chloropropane	ND		0.50	0.10	ug/L			12/14/23 21:03	1
Bromobenzene	ND		0.50	0.080	ug/L			12/14/23 21:03	1
Bromochloromethane	ND		0.50	0.080	ug/L			12/14/23 21:03	1
Isopropylbenzene	ND		0.50	0.080	ug/L			12/14/23 21:03	1
Dibromomethane	ND		0.50	0.080	ug/L			12/14/23 21:03	1
di-Isopropyl ether	ND		0.50	0.10	ug/L			12/14/23 21:03	1
Ethyl t-butyl ether	ND		0.50	0.080	ug/L			12/14/23 21:03	1
Hexachlorobutadiene	ND		0.50	0.080	ug/L			12/14/23 21:03	1
Naphthalene	ND		0.50	0.080	ug/L			12/14/23 21:03	1
n-Butylbenzene	ND		0.50	0.080	ug/L			12/14/23 21:03	1
N-Propylbenzene	ND		0.50	0.10	ug/L			12/14/23 21:03	1
p-Isopropyltoluene	ND		0.50	0.080	ug/L			12/14/23 21:03	1
sec-Butylbenzene	ND		0.50	0.10	ug/L			12/14/23 21:03	1
t-Amyl methyl ether	ND		0.50	0.20	ug/L			12/14/23 21:03	1
t-Butyl alcohol	ND		10	3.0	ug/L			12/14/23 21:03	1
tert-Butylbenzene	ND		0.50	0.080	ug/L			12/14/23 21:03	1
trans-1,4-Dichloro-2-butene	ND		5.0	2.0	ug/L			12/14/23 21:03	1

Surrogate	*MB %Recovery*	*MB Qualifier*	*Limits*	*Prepared*	*Analyzed*	*Dil Fac*
1,2-Dichloroethane-d4 (Surr)	*102*		*80 - 120*		*12/14/23 21:03*	*1*
Dibromofluoromethane (Surr)	*101*		*80 - 120*		*12/14/23 21:03*	*1*
4-Bromofluorobenzene (Surr)	*98*		*80 - 120*		*12/14/23 21:03*	*1*
Toluene-d8 (Surr)	*99*		*80 - 120*		*12/14/23 21:03*	*1*

Lab Sample ID: LCS 410-454290/4
Matrix: Water
Analysis Batch: 454290

Client Sample ID: Lab Control Sample
Prep Type: Total/NA

Analyte	Spike Added	LCS Result	LCS Qualifier	Unit	D	%Rec	%Rec Limits
1,1,1,2-Tetrachloroethane	5.00	5.28		ug/L		106	71 - 134
cis-1,3-Dichloropropene	5.00	5.10		ug/L		102	67 - 121
trans-1,3-Dichloropropene	5.00	5.23		ug/L		105	61 - 129
Ethylbenzene	5.00	5.19		ug/L		104	80 - 120
Styrene	5.00	5.24		ug/L		105	80 - 120
1,4-Dichlorobenzene	5.00	5.17		ug/L		103	80 - 120
1,2-Dibromoethane	5.00	5.25		ug/L		105	80 - 120
1,1-Dichloropropene	5.00	5.12		ug/L		102	74 - 120
1,2-Dichloroethane	5.00	5.09		ug/L		102	69 - 122
1,2,3-Trichlorobenzene	5.00	5.55		ug/L		111	68 - 125
1,2,3-Trichloropropane	5.00	5.24		ug/L		105	80 - 125
Toluene	5.00	5.09		ug/L		102	80 - 120
Chlorobenzene	5.00	5.14		ug/L		103	80 - 120
1,2,4-Trimethylbenzene	5.00	5.13		ug/L		103	80 - 120
1,2,4-Trichlorobenzene	5.00	5.37		ug/L		107	68 - 122
Dibromochloromethane	5.00	5.48		ug/L		110	64 - 138
Xylenes, Total	15.0	15.4		ug/L		103	80 - 120
Tetrachloroethene	5.00	5.08		ug/L		102	80 - 120
cis-1,2-Dichloroethene	5.00	5.20		ug/L		104	80 - 122

Method: 8260C LL - Volatile Organic Compounds by GC/MS (Continued)

Lab Sample ID: LCS 410-454290/4
Matrix: Water
Analysis Batch: 454290

Client Sample ID: Lab Control Sample
Prep Type: Total/NA

Analyte	Spike Added	LCS Result	LCS Qualifier	Unit	D	%Rec	%Rec Limits
trans-1,2-Dichloroethene	5.00	5.09		ug/L		102	80 - 122
Methyl tertiary butyl ether	5.00	4.92		ug/L		98	69 - 120
1,3,5-Trimethylbenzene	5.00	5.15		ug/L		103	80 - 120
1,3-Dichlorobenzene	5.00	5.12		ug/L		102	80 - 120
1,3-Dichloropropane	5.00	5.13		ug/L		103	80 - 120
Chloroform	5.00	4.94		ug/L		99	80 - 120
Benzene	5.00	5.05		ug/L		101	80 - 120
1,1,1-Trichloroethane	5.00	5.28		ug/L		106	78 - 126
Bromomethane	5.00	4.67		ug/L		93	60 - 136
Chloromethane	5.00	4.28		ug/L		86	56 - 124
Chloroethane	5.00	4.85		ug/L		97	63 - 120
2,2-Dichloropropane	5.00	5.20		ug/L		104	61 - 141
Vinyl chloride	5.00	4.61		ug/L		92	60 - 125
Methylene Chloride	5.00	5.14		ug/L		103	80 - 120
Carbon disulfide	5.00	4.77		ug/L		95	67 - 130
Bromoform	5.00	5.54		ug/L		111	49 - 144
Bromodichloromethane	5.00	5.28		ug/L		106	73 - 124
1,1-Dichloroethane	5.00	5.14		ug/L		103	74 - 120
2-Chlorotoluene	5.00	5.01		ug/L		100	80 - 120
1,1-Dichloroethene	5.00	5.14		ug/L		103	80 - 131
Trichlorofluoromethane	5.00	4.75		ug/L		95	62 - 136
4-Chlorotoluene	5.00	5.01		ug/L		100	80 - 120
Dichlorodifluoromethane	5.00	4.01		ug/L		80	43 - 123
1,2-Dichloropropane	5.00	5.10		ug/L		102	80 - 120
1,1,2-Trichloroethane	5.00	5.16		ug/L		103	80 - 120
Acrylonitrile	25.0	24.4		ug/L		98	64 - 139
Trichloroethene	5.00	5.08		ug/L		102	80 - 120
1,1,2,2-Tetrachloroethane	5.00	5.12		ug/L		102	75 - 123
1,2-Dichlorobenzene	5.00	5.11		ug/L		102	80 - 120
1,2-Dibromo-3-Chloropropane	5.00	5.22		ug/L		104	56 - 148
Bromobenzene	5.00	5.07		ug/L		101	80 - 120
Bromochloromethane	5.00	5.31		ug/L		106	80 - 120
Isopropylbenzene	5.00	5.58		ug/L		112	80 - 120
Dibromomethane	5.00	5.09		ug/L		102	80 - 122
di-Isopropyl ether	5.00	4.91		ug/L		98	58 - 131
Ethyl t-butyl ether	5.00	5.13		ug/L		103	57 - 126
Hexachlorobutadiene	5.00	5.58		ug/L		112	72 - 132
Naphthalene	5.00	5.72		ug/L		114	64 - 122
n-Butylbenzene	5.00	5.21		ug/L		104	74 - 123
N-Propylbenzene	5.00	5.20		ug/L		104	74 - 122
p-Isopropyltoluene	5.00	5.10		ug/L		102	80 - 120
sec-Butylbenzene	5.00	5.22		ug/L		104	80 - 120
t-Amyl methyl ether	5.00	5.04		ug/L		101	65 - 125
t-Butyl alcohol	50.0	49.0		ug/L		98	62 - 138
tert-Butylbenzene	5.00	4.67		ug/L		93	79 - 120
trans-1,4-Dichloro-2-butene	25.0	27.3		ug/L		109	10 - 172

Method: 8260C LL - Volatile Organic Compounds by GC/MS (Continued)

Lab Sample ID: LCS 410-454290/4
Matrix: Water
Analysis Batch: 454290

Client Sample ID: Lab Control Sample
Prep Type: Total/NA

Surrogate	*LCS %Recovery*	*LCS Qualifier*	*Limits*
1,2-Dichloroethane-d4 (Surr)	*102*		*80 - 120*
Dibromofluoromethane (Surr)	*102*		*80 - 120*
4-Bromofluorobenzene (Surr)	*101*		*80 - 120*
Toluene-d8 (Surr)	*100*		*80 - 120*

Lab Sample ID: MB 410-454767/6
Matrix: Water
Analysis Batch: 454767

Client Sample ID: Method Blank
Prep Type: Total/NA

Analyte	MB Result	MB Qualifier	RL	MDL	Unit	D	Prepared	Analyzed	Dil Fac
1,1,1,2-Tetrachloroethane	ND		0.50	0.070	ug/L			12/15/23 20:23	1
cis-1,3-Dichloropropene	ND		0.50	0.10	ug/L			12/15/23 20:23	1
trans-1,3-Dichloropropene	ND		0.50	0.080	ug/L			12/15/23 20:23	1
Ethylbenzene	ND		0.50	0.080	ug/L			12/15/23 20:23	1
Styrene	ND		0.50	0.070	ug/L			12/15/23 20:23	1
1,4-Dichlorobenzene	ND		0.50	0.070	ug/L			12/15/23 20:23	1
1,2-Dibromoethane	ND		0.50	0.080	ug/L			12/15/23 20:23	1
1,1-Dichloropropene	ND		0.50	0.10	ug/L			12/15/23 20:23	1
1,2-Dichloroethane	ND		0.50	0.070	ug/L			12/15/23 20:23	1
1,2,3-Trichlorobenzene	ND		0.50	0.070	ug/L			12/15/23 20:23	1
1,2,3-Trichloropropane	ND		1.0	0.10	ug/L			12/15/23 20:23	1
Toluene	ND		0.50	0.080	ug/L			12/15/23 20:23	1
Chlorobenzene	ND		0.50	0.070	ug/L			12/15/23 20:23	1
1,2,4-Trimethylbenzene	ND		0.50	0.080	ug/L			12/15/23 20:23	1
1,2,4-Trichlorobenzene	ND		0.50	0.070	ug/L			12/15/23 20:23	1
Dibromochloromethane	ND		0.50	0.080	ug/L			12/15/23 20:23	1
Xylenes, Total	ND		1.0	0.070	ug/L			12/15/23 20:23	1
Tetrachloroethene	ND		0.50	0.20	ug/L			12/15/23 20:23	1
cis-1,2-Dichloroethene	ND		0.50	0.080	ug/L			12/15/23 20:23	1
trans-1,2-Dichloroethene	ND		0.50	0.10	ug/L			12/15/23 20:23	1
Methyl tertiary butyl ether	ND		0.50	0.080	ug/L			12/15/23 20:23	1
1,3,5-Trimethylbenzene	ND		0.50	0.080	ug/L			12/15/23 20:23	1
1,3-Dichlorobenzene	ND		0.50	0.070	ug/L			12/15/23 20:23	1
1,3-Dichloropropane	ND		0.50	0.080	ug/L			12/15/23 20:23	1
Chloroform	ND		0.50	0.090	ug/L			12/15/23 20:23	1
Benzene	ND		0.50	0.10	ug/L			12/15/23 20:23	1
1,1,1-Trichloroethane	ND		0.50	0.080	ug/L			12/15/23 20:23	1
Bromomethane	ND		0.50	0.10	ug/L			12/15/23 20:23	1
Chloromethane	ND		0.50	0.10	ug/L			12/15/23 20:23	1
Chloroethane	ND		0.50	0.10	ug/L			12/15/23 20:23	1
2,2-Dichloropropane	ND		0.50	0.10	ug/L			12/15/23 20:23	1
Vinyl chloride	ND		0.50	0.10	ug/L			12/15/23 20:23	1
Methylene Chloride	ND		0.50	0.20	ug/L			12/15/23 20:23	1
Carbon disulfide	ND		1.0	0.10	ug/L			12/15/23 20:23	1
Bromoform	ND		1.0	0.30	ug/L			12/15/23 20:23	1
Bromodichloromethane	ND		0.50	0.080	ug/L			12/15/23 20:23	1
1,1-Dichloroethane	ND		0.50	0.10	ug/L			12/15/23 20:23	1
2-Chlorotoluene	ND		0.50	0.080	ug/L			12/15/23 20:23	1

Method: 8260C LL - Volatile Organic Compounds by GC/MS (Continued)

Lab Sample ID: MB 410-454767/6
Matrix: Water
Analysis Batch: 454767

Client Sample ID: Method Blank
Prep Type: Total/NA

Analyte	MB Result	MB Qualifier	RL	MDL	Unit	D	Prepared	Analyzed	Dil Fac
1,1-Dichloroethene	ND		0.50	0.10	ug/L			12/15/23 20:23	1
Trichlorofluoromethane	ND		0.50	0.10	ug/L			12/15/23 20:23	1
4-Chlorotoluene	ND		0.50	0.080	ug/L			12/15/23 20:23	1
Dichlorodifluoromethane	ND		0.50	0.10	ug/L			12/15/23 20:23	1
1,2-Dichloropropane	ND		0.50	0.10	ug/L			12/15/23 20:23	1
1,1,2-Trichloroethane	ND		0.50	0.080	ug/L			12/15/23 20:23	1
Acrylonitrile	ND		5.0	0.40	ug/L			12/15/23 20:23	1
Trichloroethene	ND		0.50	0.080	ug/L			12/15/23 20:23	1
1,1,2,2-Tetrachloroethane	ND		0.50	0.10	ug/L			12/15/23 20:23	1
1,2-Dichlorobenzene	ND		0.50	0.070	ug/L			12/15/23 20:23	1
1,2-Dibromo-3-Chloropropane	ND		0.50	0.10	ug/L			12/15/23 20:23	1
Bromobenzene	ND		0.50	0.080	ug/L			12/15/23 20:23	1
Bromochloromethane	ND		0.50	0.080	ug/L			12/15/23 20:23	1
Isopropylbenzene	ND		0.50	0.080	ug/L			12/15/23 20:23	1
Dibromomethane	ND		0.50	0.080	ug/L			12/15/23 20:23	1
di-Isopropyl ether	ND		0.50	0.10	ug/L			12/15/23 20:23	1
Ethyl t-butyl ether	ND		0.50	0.080	ug/L			12/15/23 20:23	1
Hexachlorobutadiene	ND		0.50	0.080	ug/L			12/15/23 20:23	1
Naphthalene	ND		0.50	0.080	ug/L			12/15/23 20:23	1
n-Butylbenzene	ND		0.50	0.080	ug/L			12/15/23 20:23	1
N-Propylbenzene	ND		0.50	0.10	ug/L			12/15/23 20:23	1
p-Isopropyltoluene	ND		0.50	0.080	ug/L			12/15/23 20:23	1
sec-Butylbenzene	ND		0.50	0.10	ug/L			12/15/23 20:23	1
t-Amyl methyl ether	ND		0.50	0.20	ug/L			12/15/23 20:23	1
t-Butyl alcohol	ND		10	3.0	ug/L			12/15/23 20:23	1
tert-Butylbenzene	ND		0.50	0.080	ug/L			12/15/23 20:23	1
trans-1,4-Dichloro-2-butene	ND		5.0	2.0	ug/L			12/15/23 20:23	1

Surrogate	*MB %Recovery*	*MB Qualifier*	*Limits*	*Prepared*	*Analyzed*	*Dil Fac*
1,2-Dichloroethane-d4 (Surr)	*100*		*80 - 120*		*12/15/23 20:23*	*1*
Dibromofluoromethane (Surr)	*101*		*80 - 120*		*12/15/23 20:23*	*1*
4-Bromofluorobenzene (Surr)	*92*		*80 - 120*		*12/15/23 20:23*	*1*
Toluene-d8 (Surr)	*94*		*80 - 120*		*12/15/23 20:23*	*1*

Lab Sample ID: LCS 410-454767/4
Matrix: Water
Analysis Batch: 454767

Client Sample ID: Lab Control Sample
Prep Type: Total/NA

Analyte	Spike Added	LCS Result	LCS Qualifier	Unit	D	%Rec	%Rec Limits
1,1,1,2-Tetrachloroethane	5.00	5.12		ug/L		102	71 - 134
cis-1,3-Dichloropropene	5.00	5.16		ug/L		103	67 - 121
trans-1,3-Dichloropropene	5.00	5.36		ug/L		107	61 - 129
Ethylbenzene	5.00	5.11		ug/L		102	80 - 120
Styrene	5.00	5.05		ug/L		101	80 - 120
1,4-Dichlorobenzene	5.00	5.13		ug/L		103	80 - 120
1,2-Dibromoethane	5.00	6.52	*+	ug/L		130	80 - 120
1,1-Dichloropropene	5.00	5.26		ug/L		105	74 - 120
1,2-Dichloroethane	5.00	5.46		ug/L		109	69 - 122

Method: 8260C LL - Volatile Organic Compounds by GC/MS (Continued)

Lab Sample ID: LCS 410-454767/4
Matrix: Water
Analysis Batch: 454767

Client Sample ID: Lab Control Sample
Prep Type: Total/NA

Analyte	Spike Added	LCS Result	LCS Qualifier	Unit	D	%Rec	%Rec Limits
1,2,3-Trichlorobenzene	5.00	5.26		ug/L		105	68 - 125
1,2,3-Trichloropropane	5.00	5.42		ug/L		108	80 - 125
Toluene	5.00	5.06		ug/L		101	80 - 120
Chlorobenzene	5.00	5.16		ug/L		103	80 - 120
1,2,4-Trimethylbenzene	5.00	4.81		ug/L		96	80 - 120
1,2,4-Trichlorobenzene	5.00	5.10		ug/L		102	68 - 122
Dibromochloromethane	5.00	6.98	*+	ug/L		140	64 - 138
Xylenes, Total	15.0	15.1		ug/L		100	80 - 120
Tetrachloroethene	5.00	5.13		ug/L		103	80 - 120
cis-1,2-Dichloroethene	5.00	5.24		ug/L		105	80 - 122
trans-1,2-Dichloroethene	5.00	5.14		ug/L		103	80 - 122
Methyl tertiary butyl ether	5.00	4.84		ug/L		97	69 - 120
1,3,5-Trimethylbenzene	5.00	4.86		ug/L		97	80 - 120
1,3-Dichlorobenzene	5.00	5.07		ug/L		101	80 - 120
1,3-Dichloropropane	5.00	6.14	*+	ug/L		123	80 - 120
Chloroform	5.00	5.28		ug/L		106	80 - 120
Benzene	5.00	5.31		ug/L		106	80 - 120
1,1,1-Trichloroethane	5.00	5.23		ug/L		105	78 - 126
Bromomethane	5.00	4.64		ug/L		93	60 - 136
Chloromethane	5.00	4.21		ug/L		84	56 - 124
Chloroethane	5.00	4.96		ug/L		99	63 - 120
2,2-Dichloropropane	5.00	5.06		ug/L		101	61 - 141
Vinyl chloride	5.00	4.50		ug/L		90	60 - 125
Methylene Chloride	5.00	5.31		ug/L		106	80 - 120
Carbon disulfide	5.00	4.69		ug/L		94	67 - 130
Bromoform	5.00	5.30		ug/L		106	49 - 144
Bromodichloromethane	5.00	5.55		ug/L		111	73 - 124
1,1-Dichloroethane	5.00	5.40		ug/L		108	74 - 120
2-Chlorotoluene	5.00	4.85		ug/L		97	80 - 120
1,1-Dichloroethene	5.00	5.05		ug/L		101	80 - 131
Trichlorofluoromethane	5.00	5.03		ug/L		101	62 - 136
4-Chlorotoluene	5.00	5.03		ug/L		101	80 - 120
Dichlorodifluoromethane	5.00	3.43		ug/L		69	43 - 123
1,2-Dichloropropane	5.00	5.76		ug/L		115	80 - 120
1,1,2-Trichloroethane	5.00	5.34		ug/L		107	80 - 120
Acrylonitrile	25.0	29.4		ug/L		117	64 - 139
Trichloroethene	5.00	5.11		ug/L		102	80 - 120
1,1,2,2-Tetrachloroethane	5.00	5.27		ug/L		105	75 - 123
1,2-Dichlorobenzene	5.00	5.07		ug/L		101	80 - 120
1,2-Dibromo-3-Chloropropane	5.00	4.61		ug/L		92	56 - 148
Bromobenzene	5.00	5.01		ug/L		100	80 - 120
Bromochloromethane	5.00	5.56		ug/L		111	80 - 120
Isopropylbenzene	5.00	5.26		ug/L		105	80 - 120
Dibromomethane	5.00	5.67		ug/L		113	80 - 122
di-Isopropyl ether	5.00	5.18		ug/L		104	58 - 131
Ethyl t-butyl ether	5.00	4.91		ug/L		98	57 - 126
Hexachlorobutadiene	5.00	5.62		ug/L		112	72 - 132
Naphthalene	5.00	4.91		ug/L		98	64 - 122
n-Butylbenzene	5.00	5.18		ug/L		104	74 - 123

Method: 8260C LL - Volatile Organic Compounds by GC/MS (Continued)

Lab Sample ID: LCS 410-454767/4
Matrix: Water
Analysis Batch: 454767

Client Sample ID: Lab Control Sample
Prep Type: Total/NA

Analyte	Spike Added	LCS Result	LCS Qualifier	Unit	D	%Rec	%Rec Limits
N-Propylbenzene	5.00	4.97		ug/L		99	74 - 122
p-Isopropyltoluene	5.00	4.88		ug/L		98	80 - 120
sec-Butylbenzene	5.00	4.94		ug/L		99	80 - 120
t-Amyl methyl ether	5.00	4.95		ug/L		99	65 - 125
t-Butyl alcohol	50.0	49.3		ug/L		99	62 - 138
tert-Butylbenzene	5.00	4.30		ug/L		86	79 - 120
trans-1,4-Dichloro-2-butene	25.0	26.7		ug/L		107	10 - 172

Surrogate	*LCS %Recovery*	*LCS Qualifier*	*Limits*
1,2-Dichloroethane-d4 (Surr)	*97*		*80 - 120*
Dibromofluoromethane (Surr)	*98*		*80 - 120*
4-Bromofluorobenzene (Surr)	*97*		*80 - 120*
Toluene-d8 (Surr)	*96*		*80 - 120*

Lab Sample ID: MB 410-455468/6
Matrix: Water
Analysis Batch: 455468

Client Sample ID: Method Blank
Prep Type: Total/NA

Analyte	MB Result	MB Qualifier	RL	MDL	Unit	D	Prepared	Analyzed	Dil Fac
1,1,1,2-Tetrachloroethane	ND		0.50	0.070	ug/L			12/18/23 20:41	1
cis-1,3-Dichloropropene	ND		0.50	0.10	ug/L			12/18/23 20:41	1
trans-1,3-Dichloropropene	ND		0.50	0.080	ug/L			12/18/23 20:41	1
Ethylbenzene	ND		0.50	0.080	ug/L			12/18/23 20:41	1
Styrene	ND		0.50	0.070	ug/L			12/18/23 20:41	1
1,4-Dichlorobenzene	ND		0.50	0.070	ug/L			12/18/23 20:41	1
1,2-Dibromoethane	ND		0.50	0.080	ug/L			12/18/23 20:41	1
1,1-Dichloropropene	ND		0.50	0.10	ug/L			12/18/23 20:41	1
1,2-Dichloroethane	ND		0.50	0.070	ug/L			12/18/23 20:41	1
1,2,3-Trichlorobenzene	ND		0.50	0.070	ug/L			12/18/23 20:41	1
1,2,3-Trichloropropane	ND		1.0	0.10	ug/L			12/18/23 20:41	1
Toluene	ND		0.50	0.080	ug/L			12/18/23 20:41	1
Chlorobenzene	ND		0.50	0.070	ug/L			12/18/23 20:41	1
1,2,4-Trimethylbenzene	ND		0.50	0.080	ug/L			12/18/23 20:41	1
1,2,4-Trichlorobenzene	ND		0.50	0.070	ug/L			12/18/23 20:41	1
Dibromochloromethane	ND		0.50	0.080	ug/L			12/18/23 20:41	1
Xylenes, Total	ND		1.0	0.070	ug/L			12/18/23 20:41	1
Tetrachloroethene	ND		0.50	0.20	ug/L			12/18/23 20:41	1
cis-1,2-Dichloroethene	ND		0.50	0.080	ug/L			12/18/23 20:41	1
trans-1,2-Dichloroethene	ND		0.50	0.10	ug/L			12/18/23 20:41	1
Methyl tertiary butyl ether	ND		0.50	0.080	ug/L			12/18/23 20:41	1
1,3,5-Trimethylbenzene	ND		0.50	0.080	ug/L			12/18/23 20:41	1
1,3-Dichlorobenzene	ND		0.50	0.070	ug/L			12/18/23 20:41	1
1,3-Dichloropropane	ND		0.50	0.080	ug/L			12/18/23 20:41	1
Chloroform	ND		0.50	0.090	ug/L			12/18/23 20:41	1
Benzene	ND		0.50	0.10	ug/L			12/18/23 20:41	1
1,1,1-Trichloroethane	ND		0.50	0.080	ug/L			12/18/23 20:41	1
Bromomethane	ND		0.50	0.10	ug/L			12/18/23 20:41	1
Chloromethane	ND		0.50	0.10	ug/L			12/18/23 20:41	1

Method: 8260C LL - Volatile Organic Compounds by GC/MS (Continued)

Lab Sample ID: MB 410-455468/6
Matrix: Water
Analysis Batch: 455468

Client Sample ID: Method Blank
Prep Type: Total/NA

Analyte	MB Result	MB Qualifier	RL	MDL	Unit	D	Prepared	Analyzed	Dil Fac
Chloroethane	ND		0.50	0.10	ug/L			12/18/23 20:41	1
2,2-Dichloropropane	ND		0.50	0.10	ug/L			12/18/23 20:41	1
Vinyl chloride	ND		0.50	0.10	ug/L			12/18/23 20:41	1
Methylene Chloride	ND		0.50	0.20	ug/L			12/18/23 20:41	1
Carbon disulfide	ND		1.0	0.10	ug/L			12/18/23 20:41	1
Bromoform	ND		1.0	0.30	ug/L			12/18/23 20:41	1
Bromodichloromethane	ND		0.50	0.080	ug/L			12/18/23 20:41	1
1,1-Dichloroethane	ND		0.50	0.10	ug/L			12/18/23 20:41	1
2-Chlorotoluene	ND		0.50	0.080	ug/L			12/18/23 20:41	1
1,1-Dichloroethene	ND		0.50	0.10	ug/L			12/18/23 20:41	1
Trichlorofluoromethane	ND		0.50	0.10	ug/L			12/18/23 20:41	1
4-Chlorotoluene	ND		0.50	0.080	ug/L			12/18/23 20:41	1
Dichlorodifluoromethane	ND		0.50	0.10	ug/L			12/18/23 20:41	1
1,2-Dichloropropane	ND		0.50	0.10	ug/L			12/18/23 20:41	1
1,1,2-Trichloroethane	ND		0.50	0.080	ug/L			12/18/23 20:41	1
Acrylonitrile	ND		5.0	0.40	ug/L			12/18/23 20:41	1
Trichloroethene	ND		0.50	0.080	ug/L			12/18/23 20:41	1
1,1,2,2-Tetrachloroethane	ND		0.50	0.10	ug/L			12/18/23 20:41	1
1,2-Dichlorobenzene	ND		0.50	0.070	ug/L			12/18/23 20:41	1
1,2-Dibromo-3-Chloropropane	ND		0.50	0.10	ug/L			12/18/23 20:41	1
Bromobenzene	ND		0.50	0.080	ug/L			12/18/23 20:41	1
Bromochloromethane	ND		0.50	0.080	ug/L			12/18/23 20:41	1
Isopropylbenzene	ND		0.50	0.080	ug/L			12/18/23 20:41	1
Dibromomethane	ND		0.50	0.080	ug/L			12/18/23 20:41	1
di-Isopropyl ether	ND		0.50	0.10	ug/L			12/18/23 20:41	1
Ethyl t-butyl ether	ND		0.50	0.080	ug/L			12/18/23 20:41	1
Hexachlorobutadiene	ND		0.50	0.080	ug/L			12/18/23 20:41	1
Naphthalene	ND		0.50	0.080	ug/L			12/18/23 20:41	1
n-Butylbenzene	ND		0.50	0.080	ug/L			12/18/23 20:41	1
N-Propylbenzene	ND		0.50	0.10	ug/L			12/18/23 20:41	1
p-Isopropyltoluene	ND		0.50	0.080	ug/L			12/18/23 20:41	1
sec-Butylbenzene	ND		0.50	0.10	ug/L			12/18/23 20:41	1
t-Amyl methyl ether	ND		0.50	0.20	ug/L			12/18/23 20:41	1
t-Butyl alcohol	ND		10	3.0	ug/L			12/18/23 20:41	1
tert-Butylbenzene	ND		0.50	0.080	ug/L			12/18/23 20:41	1
trans-1,4-Dichloro-2-butene	ND		5.0	2.0	ug/L			12/18/23 20:41	1

Surrogate	*MB %Recovery*	*MB Qualifier*	*Limits*	*Prepared*	*Analyzed*	*Dil Fac*
1,2-Dichloroethane-d4 (Surr)	*94*		*80 - 120*		*12/18/23 20:41*	*1*
Dibromofluoromethane (Surr)	*97*		*80 - 120*		*12/18/23 20:41*	*1*
4-Bromofluorobenzene (Surr)	*96*		*80 - 120*		*12/18/23 20:41*	*1*
Toluene-d8 (Surr)	*94*		*80 - 120*		*12/18/23 20:41*	*1*

Method: 8260C LL - Volatile Organic Compounds by GC/MS (Continued)

Lab Sample ID: LCS 410-455468/4
Matrix: Water
Analysis Batch: 455468

Client Sample ID: Lab Control Sample
Prep Type: Total/NA

Analyte	Spike Added	LCS Result	LCS Qualifier	Unit	D	%Rec	%Rec Limits
1,1,1,2-Tetrachloroethane	5.00	5.42		ug/L		108	71 - 134
cis-1,3-Dichloropropene	5.00	4.86		ug/L		97	67 - 121
trans-1,3-Dichloropropene	5.00	5.20		ug/L		104	61 - 129
Ethylbenzene	5.00	4.98		ug/L		100	80 - 120
Styrene	5.00	4.90		ug/L		98	80 - 120
1,4-Dichlorobenzene	5.00	4.96		ug/L		99	80 - 120
1,2-Dibromoethane	5.00	5.12		ug/L		102	80 - 120
1,1-Dichloropropene	5.00	4.90		ug/L		98	74 - 120
1,2-Dichloroethane	5.00	4.88		ug/L		98	69 - 122
1,2,3-Trichlorobenzene	5.00	4.85		ug/L		97	68 - 125
1,2,3-Trichloropropane	5.00	5.02		ug/L		100	80 - 125
Toluene	5.00	4.86		ug/L		97	80 - 120
Chlorobenzene	5.00	5.09		ug/L		102	80 - 120
1,2,4-Trimethylbenzene	5.00	4.72		ug/L		94	80 - 120
1,2,4-Trichlorobenzene	5.00	4.96		ug/L		99	68 - 122
Dibromochloromethane	5.00	5.52		ug/L		110	64 - 138
Xylenes, Total	15.0	14.9		ug/L		100	80 - 120
Tetrachloroethene	5.00	5.33		ug/L		107	80 - 120
cis-1,2-Dichloroethene	5.00	5.12		ug/L		102	80 - 122
trans-1,2-Dichloroethene	5.00	5.00		ug/L		100	80 - 122
Methyl tertiary butyl ether	5.00	4.68		ug/L		94	69 - 120
1,3,5-Trimethylbenzene	5.00	4.76		ug/L		95	80 - 120
1,3-Dichlorobenzene	5.00	4.92		ug/L		98	80 - 120
1,3-Dichloropropane	5.00	5.05		ug/L		101	80 - 120
Chloroform	5.00	5.04		ug/L		101	80 - 120
Benzene	5.00	5.03		ug/L		101	80 - 120
1,1,1-Trichloroethane	5.00	5.14		ug/L		103	78 - 126
Bromomethane	5.00	4.46		ug/L		89	60 - 136
Chloromethane	5.00	4.34		ug/L		87	56 - 124
Chloroethane	5.00	4.49		ug/L		90	63 - 120
2,2-Dichloropropane	5.00	5.03		ug/L		101	61 - 141
Vinyl chloride	5.00	4.34		ug/L		87	60 - 125
Methylene Chloride	5.00	5.13		ug/L		103	80 - 120
Carbon disulfide	5.00	4.91		ug/L		98	67 - 130
Bromoform	5.00	5.64		ug/L		113	49 - 144
Bromodichloromethane	5.00	5.24		ug/L		105	73 - 124
1,1-Dichloroethane	5.00	5.08		ug/L		102	74 - 120
2-Chlorotoluene	5.00	4.72		ug/L		94	80 - 120
1,1-Dichloroethene	5.00	5.02		ug/L		100	80 - 131
Trichlorofluoromethane	5.00	4.65		ug/L		93	62 - 136
4-Chlorotoluene	5.00	4.74		ug/L		95	80 - 120
Dichlorodifluoromethane	5.00	4.05		ug/L		81	43 - 123
1,2-Dichloropropane	5.00	5.13		ug/L		103	80 - 120
1,1,2-Trichloroethane	5.00	5.10		ug/L		102	80 - 120
Acrylonitrile	25.0	27.1		ug/L		108	64 - 139
Trichloroethene	5.00	4.96		ug/L		99	80 - 120
1,1,2,2-Tetrachloroethane	5.00	4.91		ug/L		98	75 - 123
1,2-Dichlorobenzene	5.00	4.98		ug/L		100	80 - 120

Method: 8260C LL - Volatile Organic Compounds by GC/MS (Continued)

Lab Sample ID: LCS 410-455468/4
Matrix: Water
Analysis Batch: 455468

Client Sample ID: Lab Control Sample
Prep Type: Total/NA

Analyte	Spike Added	LCS Result	LCS Qualifier	Unit	D	%Rec	%Rec Limits
1,2-Dibromo-3-Chloropropane	5.00	5.05		ug/L		101	56 - 148
Bromobenzene	5.00	4.97		ug/L		99	80 - 120
Bromochloromethane	5.00	5.48		ug/L		110	80 - 120
Isopropylbenzene	5.00	5.25		ug/L		105	80 - 120
Dibromomethane	5.00	5.25		ug/L		105	80 - 122
di-Isopropyl ether	5.00	4.69		ug/L		94	58 - 131
Ethyl t-butyl ether	5.00	4.70		ug/L		94	57 - 126
Hexachlorobutadiene	5.00	5.51		ug/L		110	72 - 132
Naphthalene	5.00	4.82		ug/L		96	64 - 122
n-Butylbenzene	5.00	4.77		ug/L		95	74 - 123
N-Propylbenzene	5.00	4.72		ug/L		94	74 - 122
p-Isopropyltoluene	5.00	4.78		ug/L		96	80 - 120
sec-Butylbenzene	5.00	4.70		ug/L		94	80 - 120
t-Amyl methyl ether	5.00	4.78		ug/L		96	65 - 125
t-Butyl alcohol	50.0	42.1		ug/L		84	62 - 138
tert-Butylbenzene	5.00	4.45		ug/L		89	79 - 120
trans-1,4-Dichloro-2-butene	25.0	19.3		ug/L		77	10 - 172

Surrogate	*LCS %Recovery*	*LCS Qualifier*	*Limits*
1,2-Dichloroethane-d4 (Surr)	*95*		*80 - 120*
Dibromofluoromethane (Surr)	*97*		*80 - 120*
4-Bromofluorobenzene (Surr)	*100*		*80 - 120*
Toluene-d8 (Surr)	*96*		*80 - 120*

Method: 8015D - Gasoline Range Organics (GRO) (GC)

Lab Sample ID: MB 410-452905/5
Matrix: Water
Analysis Batch: 452905

Client Sample ID: Method Blank
Prep Type: Total/NA

Analyte	MB Result	MB Qualifier	RL	MDL	Unit	D	Prepared	Analyzed	Dil Fac
GRO (1C)	ND		0.050	0.023	mg/L			12/12/23 13:49	1

Surrogate	*MB %Recovery*	*MB Qualifier*	*Limits*	*Prepared*	*Analyzed*	*Dil Fac*
a,a,a-Trifluorotoluene (fid) (1C)	*98*		*63 - 135*		*12/12/23 13:49*	*1*

Lab Sample ID: LCS 410-452905/6
Matrix: Water
Analysis Batch: 452905

Client Sample ID: Lab Control Sample
Prep Type: Total/NA

Analyte	Spike Added	LCS Result	LCS Qualifier	Unit	D	%Rec	%Rec Limits
GRO (1C)	1.10	0.947		mg/L		86	70 - 123

Surrogate	*LCS %Recovery*	*LCS Qualifier*	*Limits*
a,a,a-Trifluorotoluene (fid) (1C)	*90*		*63 - 135*

Method: 8015D - Gasoline Range Organics (GRO) (GC) (Continued)

Lab Sample ID: LCSD 410-452905/7 — **Client Sample ID: Lab Control Sample Dup**
Matrix: Water — **Prep Type: Total/NA**
Analysis Batch: 452905

Analyte			Spike Added	LCSD Result	LCSD Qualifier	Unit	D	%Rec	%Rec Limits	RPD	RPD Limit
GRO (1C)			1.10	0.956		mg/L		87	70 - 123	1	30

Surrogate	*LCSD %Recovery*	*LCSD Qualifier*	*Limits*
a,a,a-Trifluorotoluene (fid) (1C)	*89*		*63 - 135*

Lab Sample ID: MB 410-453615/5 — **Client Sample ID: Method Blank**
Matrix: Water — **Prep Type: Total/NA**
Analysis Batch: 453615

Analyte	MB Result	MB Qualifier	RL	MDL	Unit	D	Prepared	Analyzed	Dil Fac
GRO (1C)	ND		0.050	0.023	mg/L			12/13/23 17:14	1

Surrogate	*MB %Recovery*	*MB Qualifier*	*Limits*	*Prepared*	*Analyzed*	*Dil Fac*
a,a,a-Trifluorotoluene (fid) (1C)	*103*		*63 - 135*		*12/13/23 17:14*	*1*

Lab Sample ID: LCS 410-453615/6 — **Client Sample ID: Lab Control Sample**
Matrix: Water — **Prep Type: Total/NA**
Analysis Batch: 453615

Analyte			Spike Added	LCS Result	LCS Qualifier	Unit	D	%Rec	%Rec Limits		
GRO (1C)			1.10	1.12		mg/L		102	70 - 123		

Surrogate	*LCS %Recovery*	*LCS Qualifier*	*Limits*
a,a,a-Trifluorotoluene (fid) (1C)	*94*		*63 - 135*

Lab Sample ID: LCSD 410-453615/7 — **Client Sample ID: Lab Control Sample Dup**
Matrix: Water — **Prep Type: Total/NA**
Analysis Batch: 453615

Analyte			Spike Added	LCSD Result	LCSD Qualifier	Unit	D	%Rec	%Rec Limits	RPD	RPD Limit
GRO (1C)			1.10	1.13		mg/L		102	70 - 123	1	30

Surrogate	*LCSD %Recovery*	*LCSD Qualifier*	*Limits*
a,a,a-Trifluorotoluene (fid) (1C)	*95*		*63 - 135*

Method: 8015D - Diesel Range Organics (DRO) (GC)

Lab Sample ID: MB 410-453314/1-A — **Client Sample ID: Method Blank**
Matrix: Water — **Prep Type: Total/NA**
Analysis Batch: 453787 — **Prep Batch: 453314**

Analyte	MB Result	MB Qualifier	RL	MDL	Unit	D	Prepared	Analyzed	Dil Fac
DRO (C10-C28)	ND		100	55	ug/L		12/13/23 07:22	12/13/23 22:32	1

Surrogate	*MB %Recovery*	*MB Qualifier*	*Limits*	*Prepared*	*Analyzed*	*Dil Fac*
o- terphenyl (Surr)	*116*		*37 - 153*	*12/13/23 07:22*	*12/13/23 22:32*	*1*

Method: 8015D - Diesel Range Organics (DRO) (GC) (Continued)

Lab Sample ID: LCS 410-453314/2-A
Matrix: Water
Analysis Batch: 453787

Client Sample ID: Lab Control Sample
Prep Type: Total/NA
Prep Batch: 453314

Analyte			Spike Added	LCS Result	LCS Qualifier	Unit	D	%Rec	%Rec Limits		
DRO (C10-C28)			2670	2760		ug/L		103	78 - 133		

Surrogate	*LCS %Recovery*	*LCS Qualifier*	*Limits*
o- terphenyl (Surr)	*111*		*37 - 153*

QC Association Summary

Client: Groundwater & Environmental Services Inc
Project/Site: High's Store No 141

Job ID: 410-154077-1

GC/MS VOA

Analysis Batch: 454290

Lab Sample ID	Client Sample ID	Prep Type	Matrix	Method	Prep Batch
410-154077-1	MW-17B	Total/NA	WG	8260C LL	
410-154077-2	MW-14B	Total/NA	WG	8260C LL	
410-154077-3	MW-7A	Total/NA	Ground Water	8260C LL	
410-154077-4	RW-2	Total/NA	Ground Water	8260C LL	
410-154077-6	RW-1	Total/NA	Ground Water	8260C LL	
MB 410-454290/6	Method Blank	Total/NA	Water	8260C LL	
LCS 410-454290/4	Lab Control Sample	Total/NA	Water	8260C LL	

Analysis Batch: 454767

Lab Sample ID	Client Sample ID	Prep Type	Matrix	Method	Prep Batch
410-154077-7	MW-3	Total/NA	WG	8260C LL	
410-154077-8	MW-15	Total/NA	WG	8260C LL	
410-154077-9 - DL	MW-1608R	Total/NA	WG	8260C LL	
410-154077-10	MW-5	Total/NA	Ground Water	8260C LL	
MB 410-454767/6	Method Blank	Total/NA	Water	8260C LL	
LCS 410-454767/4	Lab Control Sample	Total/NA	Water	8260C LL	

Analysis Batch: 455468

Lab Sample ID	Client Sample ID	Prep Type	Matrix	Method	Prep Batch
410-154077-5	MW-7B	Total/NA	Ground Water	8260C LL	
410-154077-9	MW-1608R	Total/NA	WG	8260C LL	
410-154077-10 - DL	MW-5	Total/NA	Ground Water	8260C LL	
MB 410-455468/6	Method Blank	Total/NA	Water	8260C LL	
LCS 410-455468/4	Lab Control Sample	Total/NA	Water	8260C LL	

GC VOA

Analysis Batch: 452905

Lab Sample ID	Client Sample ID	Prep Type	Matrix	Method	Prep Batch
410-154077-1	MW-17B	Total/NA	WG	8015D	
410-154077-2	MW-14B	Total/NA	WG	8015D	
410-154077-3	MW-7A	Total/NA	Ground Water	8015D	
410-154077-4	RW-2	Total/NA	Ground Water	8015D	
410-154077-5	MW-7B	Total/NA	Ground Water	8015D	
MB 410-452905/5	Method Blank	Total/NA	Water	8015D	
LCS 410-452905/6	Lab Control Sample	Total/NA	Water	8015D	
LCSD 410-452905/7	Lab Control Sample Dup	Total/NA	Water	8015D	

Analysis Batch: 453615

Lab Sample ID	Client Sample ID	Prep Type	Matrix	Method	Prep Batch
410-154077-6	RW-1	Total/NA	Ground Water	8015D	
410-154077-7	MW-3	Total/NA	WG	8015D	
410-154077-8	MW-15	Total/NA	WG	8015D	
410-154077-9	MW-1608R	Total/NA	WG	8015D	
410-154077-10	MW-5	Total/NA	Ground Water	8015D	
MB 410-453615/5	Method Blank	Total/NA	Water	8015D	
LCS 410-453615/6	Lab Control Sample	Total/NA	Water	8015D	
LCSD 410-453615/7	Lab Control Sample Dup	Total/NA	Water	8015D	

GC Semi VOA

Prep Batch: 453314

Lab Sample ID	Client Sample ID	Prep Type	Matrix	Method	Prep Batch
410-154077-1	MW-17B	Total/NA	WG	3511	
410-154077-2	MW-14B	Total/NA	WG	3511	
410-154077-3	MW-7A	Total/NA	Ground Water	3511	
410-154077-4	RW-2	Total/NA	Ground Water	3511	
410-154077-5	MW-7B	Total/NA	Ground Water	3511	
410-154077-6	RW-1	Total/NA	Ground Water	3511	
410-154077-7	MW-3	Total/NA	WG	3511	
410-154077-8	MW-15	Total/NA	WG	3511	
410-154077-9	MW-1608R	Total/NA	WG	3511	
410-154077-10	MW-5	Total/NA	Ground Water	3511	
MB 410-453314/1-A	Method Blank	Total/NA	Water	3511	
LCS 410-453314/2-A	Lab Control Sample	Total/NA	Water	3511	

Analysis Batch: 453787

Lab Sample ID	Client Sample ID	Prep Type	Matrix	Method	Prep Batch
410-154077-1	MW-17B	Total/NA	WG	8015D	453314
410-154077-2	MW-14B	Total/NA	WG	8015D	453314
410-154077-3	MW-7A	Total/NA	Ground Water	8015D	453314
410-154077-4	RW-2	Total/NA	Ground Water	8015D	453314
410-154077-5	MW-7B	Total/NA	Ground Water	8015D	453314
410-154077-6	RW-1	Total/NA	Ground Water	8015D	453314
410-154077-7	MW-3	Total/NA	WG	8015D	453314
410-154077-8	MW-15	Total/NA	WG	8015D	453314
410-154077-9	MW-1608R	Total/NA	WG	8015D	453314
410-154077-10	MW-5	Total/NA	Ground Water	8015D	453314
MB 410-453314/1-A	Method Blank	Total/NA	Water	8015D	453314
LCS 410-453314/2-A	Lab Control Sample	Total/NA	Water	8015D	453314

Lab Chronicle

Client: Groundwater & Environmental Services Inc
Project/Site: High's Store No 141

Job ID: 410-154077-1

Client Sample ID: MW-17B

Lab Sample ID: 410-154077-1

Date Collected: 12/06/23 10:40
Date Received: 12/08/23 18:03

Matrix: WG

Prep Type	Batch Type	Batch Method	Run	Dilution Factor	Batch Number	Analyst	Lab	Prepared or Analyzed
Total/NA	Analysis	8260C LL		1	454290	JS6E	ELLE	12/15/23 03:42
Total/NA	Analysis	8015D		1	452905	SE8S	ELLE	12/12/23 21:01
Total/NA	Prep	3511			453314	UMAD	ELLE	12/13/23 07:22
Total/NA	Analysis	8015D		1	453787	IUSB	ELLE	12/14/23 05:20

Client Sample ID: MW-14B

Lab Sample ID: 410-154077-2

Date Collected: 12/06/23 11:40
Date Received: 12/08/23 18:03

Matrix: WG

Prep Type	Batch Type	Batch Method	Run	Dilution Factor	Batch Number	Analyst	Lab	Prepared or Analyzed
Total/NA	Analysis	8260C LL		1	454290	JS6E	ELLE	12/15/23 04:05
Total/NA	Analysis	8015D		1	452905	SE8S	ELLE	12/12/23 21:27
Total/NA	Prep	3511			453314	UMAD	ELLE	12/13/23 07:22
Total/NA	Analysis	8015D		1	453787	IUSB	ELLE	12/14/23 05:44

Client Sample ID: MW-7A

Lab Sample ID: 410-154077-3

Date Collected: 12/06/23 12:45
Date Received: 12/08/23 18:03

Matrix: Ground Water

Prep Type	Batch Type	Batch Method	Run	Dilution Factor	Batch Number	Analyst	Lab	Prepared or Analyzed
Total/NA	Analysis	8260C LL		1	454290	JS6E	ELLE	12/15/23 04:27
Total/NA	Analysis	8015D		1	452905	SE8S	ELLE	12/12/23 21:52
Total/NA	Prep	3511			453314	UMAD	ELLE	12/13/23 07:22
Total/NA	Analysis	8015D		1	453787	IUSB	ELLE	12/14/23 06:08

Client Sample ID: RW-2

Lab Sample ID: 410-154077-4

Date Collected: 12/06/23 13:40
Date Received: 12/08/23 18:03

Matrix: Ground Water

Prep Type	Batch Type	Batch Method	Run	Dilution Factor	Batch Number	Analyst	Lab	Prepared or Analyzed
Total/NA	Analysis	8260C LL		1	454290	JS6E	ELLE	12/15/23 04:49
Total/NA	Analysis	8015D		1	452905	SE8S	ELLE	12/12/23 22:18
Total/NA	Prep	3511			453314	UMAD	ELLE	12/13/23 07:22
Total/NA	Analysis	8015D		1	453787	IUSB	ELLE	12/14/23 06:32

Client Sample ID: MW-7B

Lab Sample ID: 410-154077-5

Date Collected: 12/06/23 15:00
Date Received: 12/08/23 18:03

Matrix: Ground Water

Prep Type	Batch Type	Batch Method	Run	Dilution Factor	Batch Number	Analyst	Lab	Prepared or Analyzed
Total/NA	Analysis	8260C LL		1	455468	JS6E	ELLE	12/18/23 23:59
Total/NA	Analysis	8015D		1	452905	SE8S	ELLE	12/12/23 22:43
Total/NA	Prep	3511			453314	UMAD	ELLE	12/13/23 07:22
Total/NA	Analysis	8015D		1	453787	IUSB	ELLE	12/14/23 06:56

Lab Chronicle

Client: Groundwater & Environmental Services Inc
Project/Site: High's Store No 141

Job ID: 410-154077-1

Client Sample ID: RW-1

Lab Sample ID: 410-154077-6

Date Collected: 12/07/23 10:00
Date Received: 12/08/23 18:03

Matrix: Ground Water

Prep Type	Batch Type	Batch Method	Run	Dilution Factor	Batch Number	Analyst	Lab	Prepared or Analyzed
Total/NA	Analysis	8260C LL		1	454290	JS6E	ELLE	12/15/23 05:33
Total/NA	Analysis	8015D		1	453615	SE8S	ELLE	12/14/23 01:22
Total/NA	Prep	3511			453314	UMAD	ELLE	12/13/23 07:22
Total/NA	Analysis	8015D		1	453787	IUSB	ELLE	12/14/23 07:20

Client Sample ID: MW-3

Lab Sample ID: 410-154077-7

Date Collected: 12/07/23 11:10
Date Received: 12/08/23 18:03

Matrix: WG

Prep Type	Batch Type	Batch Method	Run	Dilution Factor	Batch Number	Analyst	Lab	Prepared or Analyzed
Total/NA	Analysis	8260C LL		1	454767	JS6E	ELLE	12/16/23 02:00
Total/NA	Analysis	8015D		1	453615	SE8S	ELLE	12/14/23 01:47
Total/NA	Prep	3511			453314	UMAD	ELLE	12/13/23 07:22
Total/NA	Analysis	8015D		1	453787	IUSB	ELLE	12/14/23 08:56

Client Sample ID: MW-15

Lab Sample ID: 410-154077-8

Date Collected: 12/07/23 12:30
Date Received: 12/08/23 18:03

Matrix: WG

Prep Type	Batch Type	Batch Method	Run	Dilution Factor	Batch Number	Analyst	Lab	Prepared or Analyzed
Total/NA	Analysis	8260C LL		1	454767	JS6E	ELLE	12/16/23 03:23
Total/NA	Analysis	8015D		1	453615	SE8S	ELLE	12/14/23 02:13
Total/NA	Prep	3511			453314	UMAD	ELLE	12/13/23 07:22
Total/NA	Analysis	8015D		1	453787	IUSB	ELLE	12/14/23 09:20

Client Sample ID: MW-1608R

Lab Sample ID: 410-154077-9

Date Collected: 12/07/23 13:40
Date Received: 12/08/23 18:03

Matrix: WG

Prep Type	Batch Type	Batch Method	Run	Dilution Factor	Batch Number	Analyst	Lab	Prepared or Analyzed
Total/NA	Analysis	8260C LL		1	455468	JS6E	ELLE	12/19/23 00:21
Total/NA	Analysis	8260C LL	DL	10	454767	JS6E	ELLE	12/16/23 04:27
Total/NA	Analysis	8015D		1	453615	SE8S	ELLE	12/14/23 02:39
Total/NA	Prep	3511			453314	UMAD	ELLE	12/13/23 07:22
Total/NA	Analysis	8015D		1	453787	IUSB	ELLE	12/14/23 09:44

Client Sample ID: MW-5

Lab Sample ID: 410-154077-10

Date Collected: 12/07/23 14:30
Date Received: 12/08/23 18:03

Matrix: Ground Water

Prep Type	Batch Type	Batch Method	Run	Dilution Factor	Batch Number	Analyst	Lab	Prepared or Analyzed
Total/NA	Analysis	8260C LL	DL	20	455468	JS6E	ELLE	12/18/23 23:15
Total/NA	Analysis	8260C LL		1	454767	JS6E	ELLE	12/16/23 02:21
Total/NA	Analysis	8015D		1	453615	SE8S	ELLE	12/14/23 03:05

Lab Chronicle

Client: Groundwater & Environmental Services Inc
Project/Site: High's Store No 141

Job ID: 410-154077-1

Client Sample ID: MW-5

Date Collected: 12/07/23 14:30
Date Received: 12/08/23 18:03

Lab Sample ID: 410-154077-10

Matrix: Ground Water

Prep Type	Batch Type	Batch Method	Run	Dilution Factor	Batch Number	Analyst	Lab	Prepared or Analyzed
Total/NA	Prep	3511			453314	UMAD	ELLE	12/13/23 07:22
Total/NA	Analysis	8015D		1	453787	IUSB	ELLE	12/14/23 10:08

Laboratory References:

ELLE = Eurofins Lancaster Laboratories Environment Testing, LLC, 2425 New Holland Pike, Lancaster, PA 17601, TEL (717)656-2300

Accreditation/Certification Summary

Client: Groundwater & Environmental Services Inc
Job ID: 410-154077-1
Project/Site: High's Store No 141

Laboratory: Eurofins Lancaster Laboratories Environment Testing, LLC

Unless otherwise noted, all analytes for this laboratory were covered under each accreditation/certification below.

Authority	Program	Identification Number	Expiration Date
Maryland	State	100	06-30-24

The following analytes are included in this report, but the laboratory is not certified by the governing authority. This list may include analytes for which the agency does not offer certification.

Analysis Method	Prep Method	Matrix	Analyte
8015D		Ground Water	GRO (1C)
8015D		WG	GRO (1C)
8015D	3511	Ground Water	DRO (C10-C28)
8015D	3511	WG	DRO (C10-C28)
8260C LL		Ground Water	1,1,1,2-Tetrachloroethane
8260C LL		Ground Water	1,1,1-Trichloroethane
8260C LL		Ground Water	1,1,2,2-Tetrachloroethane
8260C LL		Ground Water	1,1,2-Trichloroethane
8260C LL		Ground Water	1,1-Dichloroethane
8260C LL		Ground Water	1,1-Dichloroethene
8260C LL		Ground Water	1,1-Dichloropropene
8260C LL		Ground Water	1,2,3-Trichlorobenzene
8260C LL		Ground Water	1,2,3-Trichloropropane
8260C LL		Ground Water	1,2,4-Trichlorobenzene
8260C LL		Ground Water	1,2,4-Trimethylbenzene
8260C LL		Ground Water	1,2-Dibromo-3-Chloropropane
8260C LL		Ground Water	1,2-Dibromoethane
8260C LL		Ground Water	1,2-Dichlorobenzene
8260C LL		Ground Water	1,2-Dichloroethane
8260C LL		Ground Water	1,2-Dichloropropane
8260C LL		Ground Water	1,3,5-Trimethylbenzene
8260C LL		Ground Water	1,3-Dichlorobenzene
8260C LL		Ground Water	1,3-Dichloropropane
8260C LL		Ground Water	1,4-Dichlorobenzene
8260C LL		Ground Water	2,2-Dichloropropane
8260C LL		Ground Water	2-Chlorotoluene
8260C LL		Ground Water	4-Chlorotoluene
8260C LL		Ground Water	Acrylonitrile
8260C LL		Ground Water	Benzene
8260C LL		Ground Water	Bromobenzene
8260C LL		Ground Water	Bromochloromethane
8260C LL		Ground Water	Bromodichloromethane
8260C LL		Ground Water	Bromoform
8260C LL		Ground Water	Bromomethane
8260C LL		Ground Water	Carbon disulfide
8260C LL		Ground Water	Chlorobenzene
8260C LL		Ground Water	Chloroethane
8260C LL		Ground Water	Chloroform
8260C LL		Ground Water	Chloromethane
8260C LL		Ground Water	cis-1,2-Dichloroethene
8260C LL		Ground Water	cis-1,3-Dichloropropene
8260C LL		Ground Water	Dibromochloromethane
8260C LL		Ground Water	Dibromomethane
8260C LL		Ground Water	Dichlorodifluoromethane
8260C LL		Ground Water	di-Isopropyl ether

Laboratory: Eurofins Lancaster Laboratories Environment Testing, LLC (Continued)

Unless otherwise noted, all analytes for this laboratory were covered under each accreditation/certification below.

Authority	Program	Identification Number	Expiration Date

The following analytes are included in this report, but the laboratory is not certified by the governing authority. This list may include analytes for which the agency does not offer certification.

Analysis Method	Prep Method	Matrix	Analyte
8260C LL		Ground Water	Ethyl t-butyl ether
8260C LL		Ground Water	Ethylbenzene
8260C LL		Ground Water	Hexachlorobutadiene
8260C LL		Ground Water	Isopropylbenzene
8260C LL		Ground Water	Methyl tertiary butyl ether
8260C LL		Ground Water	Methylene Chloride
8260C LL		Ground Water	Naphthalene
8260C LL		Ground Water	n-Butylbenzene
8260C LL		Ground Water	N-Propylbenzene
8260C LL		Ground Water	p-Isopropyltoluene
8260C LL		Ground Water	sec-Butylbenzene
8260C LL		Ground Water	Styrene
8260C LL		Ground Water	t-Amyl methyl ether
8260C LL		Ground Water	t-Butyl alcohol
8260C LL		Ground Water	tert-Butylbenzene
8260C LL		Ground Water	Tetrachloroethene
8260C LL		Ground Water	Toluene
8260C LL		Ground Water	trans-1,2-Dichloroethene
8260C LL		Ground Water	trans-1,3-Dichloropropene
8260C LL		Ground Water	trans-1,4-Dichloro-2-butene
8260C LL		Ground Water	Trichloroethene
8260C LL		Ground Water	Trichlorofluoromethane
8260C LL		Ground Water	Vinyl chloride
8260C LL		Ground Water	Xylenes, Total
8260C LL		WG	1,1,1,2-Tetrachloroethane
8260C LL		WG	1,1,1-Trichloroethane
8260C LL		WG	1,1,2,2-Tetrachloroethane
8260C LL		WG	1,1,2-Trichloroethane
8260C LL		WG	1,1-Dichloroethane
8260C LL		WG	1,1-Dichloroethene
8260C LL		WG	1,1-Dichloropropene
8260C LL		WG	1,2,3-Trichlorobenzene
8260C LL		WG	1,2,3-Trichloropropane
8260C LL		WG	1,2,4-Trichlorobenzene
8260C LL		WG	1,2,4-Trimethylbenzene
8260C LL		WG	1,2-Dibromo-3-Chloropropane
8260C LL		WG	1,2-Dibromoethane
8260C LL		WG	1,2-Dichlorobenzene
8260C LL		WG	1,2-Dichloroethane
8260C LL		WG	1,2-Dichloropropane
8260C LL		WG	1,3,5-Trimethylbenzene
8260C LL		WG	1,3-Dichlorobenzene
8260C LL		WG	1,3-Dichloropropane
8260C LL		WG	1,4-Dichlorobenzene
8260C LL		WG	2,2-Dichloropropane
8260C LL		WG	2-Chlorotoluene
8260C LL		WG	4-Chlorotoluene

Laboratory: Eurofins Lancaster Laboratories Environment Testing, LLC (Continued)

Unless otherwise noted, all analytes for this laboratory were covered under each accreditation/certification below.

Authority	Program	Identification Number	Expiration Date

The following analytes are included in this report, but the laboratory is not certified by the governing authority. This list may include analytes for which the agency does not offer certification.

Analysis Method	Prep Method	Matrix	Analyte
8260C LL		WG	Acrylonitrile
8260C LL		WG	Benzene
8260C LL		WG	Bromobenzene
8260C LL		WG	Bromochloromethane
8260C LL		WG	Bromodichloromethane
8260C LL		WG	Bromoform
8260C LL		WG	Bromomethane
8260C LL		WG	Carbon disulfide
8260C LL		WG	Chlorobenzene
8260C LL		WG	Chloroethane
8260C LL		WG	Chloroform
8260C LL		WG	Chloromethane
8260C LL		WG	cis-1,2-Dichloroethene
8260C LL		WG	cis-1,3-Dichloropropene
8260C LL		WG	Dibromochloromethane
8260C LL		WG	Dibromomethane
8260C LL		WG	Dichlorodifluoromethane
8260C LL		WG	di-Isopropyl ether
8260C LL		WG	Ethyl t-butyl ether
8260C LL		WG	Ethylbenzene
8260C LL		WG	Hexachlorobutadiene
8260C LL		WG	Isopropylbenzene
8260C LL		WG	Methyl tertiary butyl ether
8260C LL		WG	Methylene Chloride
8260C LL		WG	Naphthalene
8260C LL		WG	n-Butylbenzene
8260C LL		WG	N-Propylbenzene
8260C LL		WG	p-Isopropyltoluene
8260C LL		WG	sec-Butylbenzene
8260C LL		WG	Styrene
8260C LL		WG	t-Amyl methyl ether
8260C LL		WG	t-Butyl alcohol
8260C LL		WG	tert-Butylbenzene
8260C LL		WG	Tetrachloroethene
8260C LL		WG	Toluene
8260C LL		WG	trans-1,2-Dichloroethene
8260C LL		WG	trans-1,3-Dichloropropene
8260C LL		WG	trans-1,4-Dichloro-2-butene
8260C LL		WG	Trichloroethene
8260C LL		WG	Trichlorofluoromethane
8260C LL		WG	Vinyl chloride
8260C LL		WG	Xylenes, Total

Method Summary

Client: Groundwater & Environmental Services Inc
Project/Site: High's Store No 141

Job ID: 410-154077-1

Method	Method Description	Protocol	Laboratory
8260C LL	Volatile Organic Compounds by GC/MS	SW846	ELLE
8015D	Gasoline Range Organics (GRO) (GC)	SW846	ELLE
8015D	Diesel Range Organics (DRO) (GC)	SW846	ELLE
3511	Microextraction of Organic Compounds	SW846	ELLE
5030B	Purge and Trap	SW846	ELLE
5030C	Purge and Trap	SW846	ELLE

Protocol References:

SW846 = "Test Methods For Evaluating Solid Waste, Physical/Chemical Methods", Third Edition, November 1986 And Its Updates.

Laboratory References:

ELLE = Eurofins Lancaster Laboratories Environment Testing, LLC, 2425 New Holland Pike, Lancaster, PA 17601, TEL (717)656-2300

Sample Summary

Client: Groundwater & Environmental Services Inc
Project/Site: High's Store No 141

Job ID: 410-154077-1

Lab Sample ID	Client Sample ID	Matrix	Collected	Received
410-154077-1	MW-17B	WG	12/06/23 10:40	12/08/23 18:03
410-154077-2	MW-14B	WG	12/06/23 11:40	12/08/23 18:03
410-154077-3	MW-7A	Ground Water	12/06/23 12:45	12/08/23 18:03
410-154077-4	RW-2	Ground Water	12/06/23 13:40	12/08/23 18:03
410-154077-5	MW-7B	Ground Water	12/06/23 15:00	12/08/23 18:03
410-154077-6	RW-1	Ground Water	12/07/23 10:00	12/08/23 18:03
410-154077-7	MW-3	WG	12/07/23 11:10	12/08/23 18:03
410-154077-8	MW-15	WG	12/07/23 12:30	12/08/23 18:03
410-154077-9	MW-1608R	WG	12/07/23 13:40	12/08/23 18:03
410-154077-10	MW-5	Ground Water	12/07/23 14:30	12/08/23 18:03

Envir[illegible] Request/Chain of Custody

410-154077 Chain of Custody

eurofins | Lancaster Laboratories Environmental

Acct. # _____

Client: Groundwater & Env. Services, Inc.			
Project Name/#: High's Store No. 141	Site ID #:		
Project Manager: Peter Reichardt	P.O. #: 0403465/06/206		
Sampler: Jeff Plummer	PWSID #:		
Phone #: 800-220-3606 x 3726	Quote #:		
State where sample(s) were collected: 19200 Middletown Rd, Parkton, MD			

Matrix: ☐ Sediment ☐ Soil ☑ Ground ☐ Surface ☐ Potable ☐ NPDES ☐ Water ☐ Other:

Analyses Requested — Preservation Codes

Sample Identification	Collection Date	Collection Time	Grab	Composite	Total # of Containers	Full Suite VOCs plus oxygenates and Naphthalene (8260) (H)	TPH-GRO (8015B) (H)	TPH-DRO (8015B) (H)	Remarks
MW-17B	12-6-23	1040	X		7	X	X	X	EQEDD file name:
MW-14B	↓	1140	↓	↓	↓	↓	↓	↓	High's Store No 141-
MW-7A	↓	1245	↓	↓	↓	↓	↓	↓	lab report #.17962.
RW-2	↓	1340	↓	↓	↓	↓	↓	↓	EQEDD.zip
MW-7B	12-6-23	1500	↓	↓	↓	↓	↓	↓	Send invoice to:
RW-1	12-7-23	1000	↓	↓	↓	↓	↓	↓	ges-invoices@
MW-3	↓	1110	↓	↓	↓	↓	↓	↓	gesonline.com &
MW-15	↓	1230	↓	↓	↓	↓	↓	↓	include PO #
MW-1608R	↓	1340	↓	↓	↓	↓	↓	↓	
MW-5	12-7-23	1430	X	X	7	X	X	X	

For Lab Use Only: SF #: _____ SCR #: _____

Preservation Codes: H = HCl, T = Thiosulfate, N = HNO_3, B = NaOH, S = H_2SO_4, P = H_3PO_4, O = Other

Turnaround Time Requested (TAT) (please check): Standard ☑ Rush ☐
(Rush TAT is subject to laboratory approval and surcharges.)

Date results are needed:

Rush results requested by (please check): E-Mail ☑ Phone ☐

E-mail Address: midatlantic@gesonline.com & ges@equisonline.com

Phone:

Data Package Options (please check if required)

Type I (Validation/non-CLP) ☐ MA MCP ☐
Type III (Reduced non-CLP) ☐ CT RCP ☐
Type VI (Raw Data Only) ☐ TX TRRP-13 ☐
NYSDEC Category ☐ A or ☐ B

EDD Required? Yes ☑ No ☐ If yes, format: GES EQEDD
EQEDD Name: High's Store No 141-lab report #.17962.EQEDD.zip

Relinquished by:	Date	Time	Received by:	Date	Time
Jeff Plummer	12-8-23	0800	Denise Wooding	12-8-23	0800
Denise Wooding	12-8-23	1348	[illegible]	12/8/23	1348
[illegible]	12/8/23	1803			
			[illegible]	12/8/23	1803

Relinquished by Commercial Carrier: UPS _____ FedEx _____ Other _____

Temperature upon receipt R: 4.5 C: 4.4 °C

NS

Login Sample Receipt Checklist

Client: Groundwater & Environmental Services Inc

Job Number: 410-154077-1

Login Number: 154077

List Source: Eurofins Lancaster Laboratories Environment Testing, LLC

List Number: 1

Creator: Santiago, Nathaniel

Question	Answer	Comment
The cooler's custody seal is intact.	N/A	
The cooler or samples do not appear to have been compromised or tampered with.	True	
Samples were received on ice.	True	
Cooler Temperature acceptable,where thermal pres is required(</=6C, not frozen).	True	
Cooler Temperature is recorded.	True	
WV:Container Temp acceptable,where thermal pres is required (</=6C, not frozen).	N/A	
WV: Container Temperature is recorded.	N/A	
COC is present.	True	
COC is filled out in ink and legible.	True	
COC is filled out with all pertinent information.	True	
There are no discrepancies between the containers received and the COC.	True	
Sample containers have legible labels.	True	
Containers are not broken or leaking.	True	
Sample collection date/times are provided.	True	
Appropriate sample containers are used.	True	
Sample bottles are completely filled.	True	
There is sufficient vol. for all requested analyses.	True	
Is the Field Sampler's name present on COC?	True	
Sample custody seals are intact.	N/A	
VOA sample vials do not have headspace >6mm in diameter (none, if from WV)?	True	

eurofins | Environment Testing

ANALYTICAL REPORT

PREPARED FOR

Attn: Peter Reichardt
Groundwater & Environmental Services Inc
1350 Blair Drive
Suite H-2
Odenton, Maryland 21113

Generated 12/17/2023 10:28:10 AM

JOB DESCRIPTION

High's Store No 141

JOB NUMBER

410-154077-2

Eurofins Lancaster Laboratories Environment Testing, LLC
2425 New Holland Pike
Lancaster PA 17601

See page two for job notes and contact information.

my EOL

Eurofins Lancaster Laboratories Environment Testing, LLC

Job Notes

This report may not be reproduced except in full, and with written approval from the laboratory. The results relate only to the samples tested. For questions please contact the Project Manager at the e-mail address or telephone number listed on this page.

Analytical test results meet all requirements of the associated regulatory program (i.e., NELAC (TNI), DoD, and ISO 17025) unless otherwise noted under the individual analysis.

Authorization

Generated
12/17/2023 10:28:10 AM

Authorized for release by
Amek Carter, Project Manager
Loran.Carter@et.eurofinsus.com
(717)556-7252

Compliance Statement

Analytical test results meet all requirements of the associated regulatory program (e.g., NELAC (TNI), DoD, and ISO 17025) unless otherwise noted under the individual analysis. Data qualifiers are applied to note exceptions. Noncompliant quality control (QC) is further explained in narrative comments.
· QC results that exceed the upper limits and are associated with non-detect samples are qualified but further narration is not required since the bias is high and does not change a non-detect result. Further narration is also not required with QC blank detection when the associated sample concentration is non-detect or more than ten times the level in the blank.
· Matrix QC may not be reported if insufficient sample or site-specific QC samples were not submitted. In these situations, to demonstrate precision and accuracy at a batch level, a LCS/LCSD is performed, unless otherwise specified in the method.
· Surrogate and/or isotope dilution analyte recoveries (if applicable) which are outside of the QC window are confirmed unless attributed to a dilution or otherwise noted in the narrative.
Regulated compliance samples (e.g. SDWA, NPDES) must comply with the associated agency requirements/permits.

Measurement uncertainty values, as applicable, are available upon request.

Test results relate only to the sample tested. Clients should be aware that a critical step in a chemical or microbiological analysis is the collection of the sample. Unless the sample analyzed is truly representative of the bulk of material involved, the test results will be meaningless. If you have questions regarding the proper techniques of collecting samples, please contact us. We cannot be held responsible for sample integrity, however, unless sampling has been performed by a member of our staff. Times are local to the area of activity. Parameters listed in the 40 CFR Part 136 Table II as "analyze immediately" and tested in the laboratory are not performed within 15 minutes of collection.

This report shall not be reproduced except in full, without the written approval of the laboratory.

WARRANTY AND LIMITS OF LIABILITY - In accepting analytical work, we warrant the accuracy of test results for the sample as submitted. The foregoing express warranty is exclusive and is given in lieu of all other warranties, expressed or implied, except as otherwise agreed. We disclaim any other warranties, expressed or implied, including a warranty of fitness for particular purpose and warranty of merchantability. In no event shall Eurofins Lancaster Laboratories Environmental, LLC be liable for indirect, special, consequential, or incidental damages including, but not limited to, damages for loss of profit or goodwill regardless of (A) the negligence (either sole or concurrent) of Eurofins Lancaster Laboratories Environmental and (B) whether Eurofins Lancaster Laboratories Environmental has been informed of the possibility of such damages. We accept no legal responsibility for the purposes for which the client uses the test results. Except as otherwise agreed, no purchase order or other order for work shall be accepted by Eurofins Lancaster Laboratories Environmental which includes any conditions that vary from the Standard Terms and Conditions, and Eurofins Lancaster Laboratories Environmental hereby objects to any conflicting terms contained in any acceptance or order submitted by client.

Table of Contents

Cover Page 1
Table of Contents 4
Definitions/Glossary 5
Case Narrative 6
Detection Summary 7
Client Sample Results 8
Surrogate Summary 9
QC Sample Results 10
QC Association Summary 12
Lab Chronicle 13
Certification Summary 14
Method Summary 15
Sample Summary 16
Chain of Custody 17
Receipt Checklists 19

Definitions/Glossary

Client: Groundwater & Environmental Services Inc
Job ID: 410-154077-2
Project/Site: High's Store No 141

Qualifiers

GC/MS VOA

Qualifier	Qualifier Description
cn	Refer to Case Narrative for further detail

Glossary

Abbreviation	These commonly used abbreviations may or may not be present in this report.
¤	Listed under the "D" column to designate that the result is reported on a dry weight basis
%R	Percent Recovery
CFL	Contains Free Liquid
CFU	Colony Forming Unit
CNF	Contains No Free Liquid
DER	Duplicate Error Ratio (normalized absolute difference)
Dil Fac	Dilution Factor
DL	Detection Limit (DoD/DOE)
DL, RA, RE, IN	Indicates a Dilution, Re-analysis, Re-extraction, or additional Initial metals/anion analysis of the sample
DLC	Decision Level Concentration (Radiochemistry)
EDL	Estimated Detection Limit (Dioxin)
LOD	Limit of Detection (DoD/DOE)
LOQ	Limit of Quantitation (DoD/DOE)
MCL	EPA recommended "Maximum Contaminant Level"
MDA	Minimum Detectable Activity (Radiochemistry)
MDC	Minimum Detectable Concentration (Radiochemistry)
MDL	Method Detection Limit
ML	Minimum Level (Dioxin)
MPN	Most Probable Number
MQL	Method Quantitation Limit
NC	Not Calculated
ND	Not Detected at the reporting limit (or MDL or EDL if shown)
NEG	Negative / Absent
POS	Positive / Present
PQL	Practical Quantitation Limit
PRES	Presumptive
QC	Quality Control
RER	Relative Error Ratio (Radiochemistry)
RL	Reporting Limit or Requested Limit (Radiochemistry)
RPD	Relative Percent Difference, a measure of the relative difference between two points
TEF	Toxicity Equivalent Factor (Dioxin)
TEQ	Toxicity Equivalent Quotient (Dioxin)
TNTC	Too Numerous To Count

Job ID: 410-154077-2

Laboratory: Eurofins Lancaster Laboratories Environment Testing, LLC

Narrative

Job Narrative
410-154077-2

Analytical test results meet all requirements of the associated regulatory program listed on the Accreditation/Certification Summary Page unless otherwise noted under the individual analysis. Data qualifiers are applied to indicate exceptions. Noncompliant quality control (QC) is further explained in narrative comments.

Matrix QC may not be reported if insufficient sample or site-specific QC samples were not submitted. In these situations, to demonstrate precision and accuracy at a batch level, a LCS/LCSD may be performed, unless otherwise specified in the method.
Surrogate and/or isotope dilution analyte recoveries (if applicable) which are outside of the QC window are confirmed unless attributed to a dilution or otherwise noted in the narrative.

Regulated compliance samples (e.g. SDWA, NPDES) must comply with the associated agency requirements/permits.

Receipt
The samples were received on 12/8/2023 6:03 PM. Unless otherwise noted below, the samples arrived in good condition, and, where required, properly preserved and on ice. The temperature of the cooler at receipt time was 4.4°C

Receipt Exceptions
A trip blank was not submitted for analysis with this sample shipment; and was not listed on the Chain of Custody (COC).

GC/MS VOA
Method 524.2_Preserved: Volatile compounds have been detected above the RL for the following sample: 1608-RAY-INF (410-154077-11). Since a field reagent blank/trip blank was not submitted, any potential contamination from the sampling/transport process cannot be assessed.

No additional analytical or quality issues were noted, other than those described above or in the Definitions/ Glossary page.

Detection Summary

Client: Groundwater & Environmental Services Inc
Project/Site: High's Store No 141

Job ID: 410-154077-2

Client Sample ID: 1608-RAY-INF

Lab Sample ID: 410-154077-11

Analyte	Result	Qualifier	RL	MDL	Unit	Dil Fac	D	Method	Prep Type
Methyl tertiary butyl ether	1.3	cn	0.50	0.10	ug/L	1		524.2	Total/NA

This Detection Summary does not include radiochemical test results.

Client Sample Results

Client: Groundwater & Environmental Services Inc
Project/Site: High's Store No 141

Job ID: 410-154077-2

Client Sample ID: 1608-RAY-INF

Lab Sample ID: 410-154077-11

Date Collected: 12/07/23 14:10

Matrix: Water

Date Received: 12/08/23 18:03

Method: EPA-DW 524.2 - Volatile Organic Compounds (GC/MS)

Analyte	Result	Qualifier	RL	MDL	Unit	D	Prepared	Analyzed	Dil Fac
t-Amyl methyl ether	ND	cn	0.50	0.10	ug/L			12/14/23 13:27	1
Benzene	ND	cn	0.50	0.10	ug/L			12/14/23 13:27	1
t-Butyl alcohol	ND	cn	25	2.5	ug/L			12/14/23 13:27	1
Carbon tetrachloride	ND	cn	0.50	0.10	ug/L			12/14/23 13:27	1
Chlorobenzene	ND	cn	0.50	0.10	ug/L			12/14/23 13:27	1
1,2-Dichlorobenzene	ND	cn	0.50	0.20	ug/L			12/14/23 13:27	1
1,3-Dichlorobenzene	ND	cn	0.50	0.10	ug/L			12/14/23 13:27	1
1,2-Dichloroethane	ND	cn	0.50	0.10	ug/L			12/14/23 13:27	1
1,1-Dichloroethene	ND	cn	0.50	0.10	ug/L			12/14/23 13:27	1
cis-1,2-Dichloroethene	ND	cn	0.50	0.10	ug/L			12/14/23 13:27	1
trans-1,2-Dichloroethene	ND	cn	0.50	0.10	ug/L			12/14/23 13:27	1
1,2-Dichloropropane	ND	cn	0.50	0.10	ug/L			12/14/23 13:27	1
Ethyl t-butyl ether	ND	cn	0.50	0.10	ug/L			12/14/23 13:27	1
Ethylbenzene	ND	cn	0.50	0.10	ug/L			12/14/23 13:27	1
di-Isopropyl ether	ND	cn	0.50	0.10	ug/L			12/14/23 13:27	1
Methyl tertiary butyl ether	**1.3**	**cn**	0.50	0.10	ug/L			12/14/23 13:27	1
Methylene Chloride	ND	cn	0.50	0.20	ug/L			12/14/23 13:27	1
Naphthalene	ND	cn	0.50	0.20	ug/L			12/14/23 13:27	1
Styrene	ND	cn	0.50	0.10	ug/L			12/14/23 13:27	1
Tetrachloroethene	ND	cn	0.50	0.10	ug/L			12/14/23 13:27	1
Toluene	ND	cn	0.50	0.10	ug/L			12/14/23 13:27	1
1,2,4-Trichlorobenzene	ND	cn	0.50	0.20	ug/L			12/14/23 13:27	1
1,1,1-Trichloroethane	ND	cn	0.50	0.10	ug/L			12/14/23 13:27	1
1,1,2-Trichloroethane	ND	cn	0.50	0.10	ug/L			12/14/23 13:27	1
Trichloroethene	ND	cn	0.50	0.10	ug/L			12/14/23 13:27	1
Vinyl chloride	ND	cn	0.50	0.10	ug/L			12/14/23 13:27	1
Xylenes, Total	ND	cn	0.50	0.10	ug/L			12/14/23 13:27	1

Surrogate	*%Recovery*	*Qualifier*	*Limits*	*Prepared*	*Analyzed*	*Dil Fac*
4-Bromofluorobenzene (Surr)	*98*	*cn*	*80 - 120*		*12/14/23 13:27*	*1*
1,2-Dichlorobenzene-d4 (Surr)	*112*	*cn*	*80 - 120*		*12/14/23 13:27*	*1*

Surrogate Summary

Client: Groundwater & Environmental Services Inc
Project/Site: High's Store No 141

Job ID: 410-154077-2

Method: 524.2 - Volatile Organic Compounds (GC/MS)

Matrix: Water **Prep Type: Total/NA**

		Percent Surrogate Recovery (Acceptance Limits)									
Lab Sample ID	**Client Sample ID**	**BFB (80-120)**	**DCZ (80-120)**								
410-154077-11	1608-RAY-INF	98 cn	112 cn								
LCS 410-453949/4	Lab Control Sample	110	117								
MB 410-453949/6	Method Blank	97	111								

Surrogate Legend

BFB = 4-Bromofluorobenzene (Surr)

DCZ = 1,2-Dichlorobenzene-d4 (Surr)

Method: 524.2 - Volatile Organic Compounds (GC/MS)

Lab Sample ID: MB 410-453949/6
Matrix: Water
Analysis Batch: 453949

Client Sample ID: Method Blank
Prep Type: Total/NA

Analyte	MB Result	MB Qualifier	RL	MDL	Unit	D	Prepared	Analyzed	Dil Fac
t-Amyl methyl ether	ND		0.50	0.10	ug/L			12/14/23 10:20	1
Benzene	ND		0.50	0.10	ug/L			12/14/23 10:20	1
t-Butyl alcohol	ND		25	2.5	ug/L			12/14/23 10:20	1
Carbon tetrachloride	ND		0.50	0.10	ug/L			12/14/23 10:20	1
Chlorobenzene	ND		0.50	0.10	ug/L			12/14/23 10:20	1
1,2-Dichlorobenzene	ND		0.50	0.20	ug/L			12/14/23 10:20	1
1,3-Dichlorobenzene	ND		0.50	0.10	ug/L			12/14/23 10:20	1
1,2-Dichloroethane	ND		0.50	0.10	ug/L			12/14/23 10:20	1
1,1-Dichloroethene	ND		0.50	0.10	ug/L			12/14/23 10:20	1
cis-1,2-Dichloroethene	ND		0.50	0.10	ug/L			12/14/23 10:20	1
trans-1,2-Dichloroethene	ND		0.50	0.10	ug/L			12/14/23 10:20	1
1,2-Dichloropropane	ND		0.50	0.10	ug/L			12/14/23 10:20	1
Ethyl t-butyl ether	ND		0.50	0.10	ug/L			12/14/23 10:20	1
Ethylbenzene	ND		0.50	0.10	ug/L			12/14/23 10:20	1
di-Isopropyl ether	ND		0.50	0.10	ug/L			12/14/23 10:20	1
Methyl tertiary butyl ether	ND		0.50	0.10	ug/L			12/14/23 10:20	1
Methylene Chloride	ND		0.50	0.20	ug/L			12/14/23 10:20	1
Naphthalene	ND		0.50	0.20	ug/L			12/14/23 10:20	1
Styrene	ND		0.50	0.10	ug/L			12/14/23 10:20	1
Tetrachloroethene	ND		0.50	0.10	ug/L			12/14/23 10:20	1
Toluene	ND		0.50	0.10	ug/L			12/14/23 10:20	1
1,2,4-Trichlorobenzene	ND		0.50	0.20	ug/L			12/14/23 10:20	1
1,1,1-Trichloroethane	ND		0.50	0.10	ug/L			12/14/23 10:20	1
1,1,2-Trichloroethane	ND		0.50	0.10	ug/L			12/14/23 10:20	1
Trichloroethene	ND		0.50	0.10	ug/L			12/14/23 10:20	1
Vinyl chloride	ND		0.50	0.10	ug/L			12/14/23 10:20	1
Xylenes, Total	ND		0.50	0.10	ug/L			12/14/23 10:20	1

Surrogate	*MB %Recovery*	*MB Qualifier*	*Limits*	*Prepared*	*Analyzed*	*Dil Fac*
4-Bromofluorobenzene (Surr)	*97*		*80 - 120*		*12/14/23 10:20*	*1*
1,2-Dichlorobenzene-d4 (Surr)	*111*		*80 - 120*		*12/14/23 10:20*	*1*

Lab Sample ID: LCS 410-453949/4
Matrix: Water
Analysis Batch: 453949

Client Sample ID: Lab Control Sample
Prep Type: Total/NA

Analyte	Spike Added	LCS Result	LCS Qualifier	Unit	D	%Rec	%Rec Limits
t-Amyl methyl ether	5.00	4.14		ug/L		83	70 - 130
Benzene	5.00	4.91		ug/L		98	70 - 130
t-Butyl alcohol	50.0	57.0		ug/L		114	70 - 130
Carbon tetrachloride	5.00	5.35		ug/L		107	70 - 130
Chlorobenzene	5.00	5.10		ug/L		102	70 - 130
1,2-Dichlorobenzene	5.00	5.54		ug/L		111	70 - 130
1,3-Dichlorobenzene	5.00	5.55		ug/L		111	70 - 130
1,2-Dichloroethane	5.00	4.69		ug/L		94	70 - 130
1,1-Dichloroethene	5.00	5.36		ug/L		107	70 - 130
cis-1,2-Dichloroethene	5.00	5.33		ug/L		107	70 - 130
trans-1,2-Dichloroethene	5.00	5.40		ug/L		108	70 - 130

Method: 524.2 - Volatile Organic Compounds (GC/MS) (Continued)

Lab Sample ID: LCS 410-453949/4
Matrix: Water
Analysis Batch: 453949

Client Sample ID: Lab Control Sample
Prep Type: Total/NA

Analyte	Spike Added	LCS Result	LCS Qualifier	Unit	D	%Rec	%Rec Limits
1,2-Dichloropropane	5.00	4.73		ug/L		95	70 - 130
Ethyl t-butyl ether	5.00	4.82		ug/L		96	70 - 130
Ethylbenzene	5.00	5.01		ug/L		100	70 - 130
di-Isopropyl ether	5.00	4.98		ug/L		100	70 - 130
Methyl tertiary butyl ether	5.00	4.79		ug/L		96	70 - 130
Methylene Chloride	5.00	5.53		ug/L		111	70 - 130
Naphthalene	5.00	4.34		ug/L		87	70 - 130
Styrene	5.00	5.11		ug/L		102	70 - 130
Tetrachloroethene	5.00	5.51		ug/L		110	70 - 130
Toluene	5.00	4.89		ug/L		98	70 - 130
1,2,4-Trichlorobenzene	5.00	4.94		ug/L		99	70 - 130
1,1,1-Trichloroethane	5.00	5.15		ug/L		103	70 - 130
1,1,2-Trichloroethane	5.00	5.24		ug/L		105	70 - 130
Trichloroethene	5.00	4.81		ug/L		96	70 - 130
Vinyl chloride	2.00	1.74		ug/L		87	70 - 130
Xylenes, Total	15.0	15.2		ug/L		101	70 - 130

Surrogate	*LCS %Recovery*	*LCS Qualifier*	*Limits*
4-Bromofluorobenzene (Surr)	*110*		*80 - 120*
1,2-Dichlorobenzene-d4 (Surr)	*117*		*80 - 120*

QC Association Summary

Client: Groundwater & Environmental Services Inc
Project/Site: High's Store No 141

Job ID: 410-154077-2

GC/MS VOA

Analysis Batch: 453949

Lab Sample ID	Client Sample ID	Prep Type	Matrix	Method	Prep Batch
410-154077-11	1608-RAY-INF	Total/NA	Water	524.2	
MB 410-453949/6	Method Blank	Total/NA	Water	524.2	
LCS 410-453949/4	Lab Control Sample	Total/NA	Water	524.2	

Lab Chronicle

Client: Groundwater & Environmental Services Inc
Project/Site: High's Store No 141

Job ID: 410-154077-2

Client Sample ID: 1608-RAY-INF

Lab Sample ID: 410-154077-11

Date Collected: 12/07/23 14:10

Matrix: Water

Date Received: 12/08/23 18:03

Prep Type	Batch Type	Batch Method	Run	Dilution Factor	Batch Number	Analyst	Lab	Prepared or Analyzed
Total/NA	Analysis	524.2		1	453949	UJML	ELLE	12/14/23 13:27

Laboratory References:

ELLE = Eurofins Lancaster Laboratories Environment Testing, LLC, 2425 New Holland Pike, Lancaster, PA 17601, TEL (717)656-2300

Accreditation/Certification Summary

Client: Groundwater & Environmental Services Inc
Job ID: 410-154077-2
Project/Site: High's Store No 141

Laboratory: Eurofins Lancaster Laboratories Environment Testing, LLC

Unless otherwise noted, all analytes for this laboratory were covered under each accreditation/certification below.

Authority	Program	Identification Number	Expiration Date
Maryland	State	100	06-30-24

The following analytes are included in this report, but the laboratory is not certified by the governing authority. This list may include analytes for which the agency does not offer certification.

Analysis Method	Prep Method	Matrix	Analyte
524.2		Water	1,3-Dichlorobenzene
524.2		Water	di-Isopropyl ether
524.2		Water	Ethyl t-butyl ether
524.2		Water	Methyl tertiary butyl ether
524.2		Water	Naphthalene
524.2		Water	t-Amyl methyl ether
524.2		Water	t-Butyl alcohol

Method Summary

Client: Groundwater & Environmental Services Inc
Project/Site: High's Store No 141

Job ID: 410-154077-2

Method	Method Description	Protocol	Laboratory
524.2	Volatile Organic Compounds (GC/MS)	EPA-DW	ELLE

Protocol References:

EPA-DW = "Methods For The Determination Of Organic Compounds In Drinking Water", EPA/600/4-88/039, December 1988 And Its Supplements.

Laboratory References:

ELLE = Eurofins Lancaster Laboratories Environment Testing, LLC, 2425 New Holland Pike, Lancaster, PA 17601, TEL (717)656-2300

Sample Summary

Client: Groundwater & Environmental Services Inc
Project/Site: High's Store No 141

Job ID: 410-154077-2

Lab Sample ID	Client Sample ID	Matrix	Collected	Received
410-154077-11	1608-RAY-INF	Water	12/07/23 14:10	12/08/23 18:03

Envir[illegible] Request/Chain of Custody

410-154077 Chain of Custody

eurofins | Lancaster Laboratories Environmental

Acct. # _____

Client: Groundwater & Env. Services, Inc.			
Project Name/#: High's Store No. 141	Site ID #:		
Project Manager: Peter Reichardt	P.O. #: 0403465/06/206		
Sampler: Jeff Plummer	PWSID #:		
Phone #: 800-220-3606 x 3726	Quote #:		
State where sample(s) were collected: 19200 Middletown Rd, Parkton, MD			

Matrix: ☐ Sediment ☐ Soil ☑ Ground ☐ Surface ☐ Potable ☐ NPDES Water ☐ Other:

Analyses Requested — Preservation Codes

Sample Identification	Collection Date	Collection Time	Grab	Composite	Total # of Containers	Full Suite VOCs plus oxygenates and Naphthalene (8260) (H)	TPH-GRO (8015B) (H)	TPH-DRO (8015B) (H)	Remarks
MW-17B	12-6-23	1040	X		7	X	X	X	EQEDD file name:
MW-14B	↓	1140	↓		↓	↓	↓	↓	High's Store No 141-
MW-7A	↓	1245	↓		↓	↓	↓	↓	lab report #.17962.
RW-2	↓	1340	↓		↓	↓	↓	↓	EQEDD.zip
MW-7B	12-6-23	1500	↓		↓	↓	↓	↓	Send invoice to:
RW-1	12-7-23	1000	↓		↓	↓	↓	↓	ges-invoices@
MW-3	↓	1110	↓		↓	↓	↓	↓	gesonline.com &
MW-15	↓	1230	↓		↓	↓	↓	↓	include PO #
MW-1608R	↓	1340	↓		↓	↓	↓	↓	
MW-5	12-7-23	1430	X		7	X	X	X	

For Lab Use Only: SF #: _____ SCR #: _____

Preservation Codes: H = HCl, T = Thiosulfate, N = HNO_3, B = NaOH, S = H_2SO_4, P = H_3PO_4, O = Other

Turnaround Time Requested (TAT) (please check): Standard ☑ Rush ☐
(Rush TAT is subject to laboratory approval and surcharges.)

Date results are needed:

Rush results requested by (please check): E-Mail ☑ Phone ☐

E-mail Address: midatlantic@gesonline.com & ges@equisonline.com

Phone:

Data Package Options (please check if required)

Type I (Validation/non-CLP) ☐ MA MCP ☐
Type III (Reduced non-CLP) ☐ CT RCP ☐
Type VI (Raw Data Only) ☐ TX TRRP-13 ☐
NYSDEC Category ☐ A or ☐ B

EDD Required? Yes ☑ No ☐ If yes, format: GES EQEDD
EQEDD Name: High's Store No 141-lab report #.17962.EQEDD.zip

Relinquished by:	Date	Time	Received by:	Date	Time
Jeff Plummer	12-8-23	0800	Denise Wooding	12-8-23	0800
Denise Wooding	12-8-23	1348	[illegible]	12/8/23	1348
[illegible]	12/8/23	1803			
			[illegible]	12/8/23	1803

Relinquished by Commercial Carrier: UPS _____ FedEx _____ Other _____

Temperature upon receipt R: 4.5 C: 4.4 °C

NS

Environmental Analysis Request/Chain of Custody

eurofins | Lancaster Laboratories Environmental

Acct. # _____ Group # _____ Sample # _____

Client: Groundwater & Env. Services, Inc.
Project Name/#: High's Store No. 141 | Site ID #:
Project Manager: Peter Reichardt | P.O. #: 0403465/06/209
Sampler: Jeff Plummer | PWSID #:
Phone #: 800-220-3606 x 3726 | Quote #:
State where sample(s) were collected: 19200 Middletown Rd, Parkton, MD

Sample Identification	Collection Date	Collection Time	Grab	Composite	Sediment	Ground	Surface	Soil	Potable	NPDES	Water	Other:	Total # of Containers	Target VOCs List plus oxygenates and Napthalene (524.2)	Remarks
1608-RAV-INF	12-7-23	1410	X								X		3	X	

Preservation Codes: H

For Lab Use Only: SF #: _____ SCR #: _____

Preservation Codes: H = HCl, T = Thiosulfate, N = HNO_3, B = NaOH, S = H_2SO_4, P = H_3PO_4, O = Other

Remarks: EQEDD file name: High's Store No 141-lab report #.17962. EQEDD.zip
Send invoice to: ges-invoices@gesonline.com & gesonline.com & include PO #

Turnaround Time Requested (TAT) (please check): Standard ☑ Rush ☐
(Rush TAT is subject to laboratory approval and surcharges.)

Date results are needed:
Rush results requested by (please check): E-Mail ☑ Phone ☐
E-mail Address: mldatlantic@gesonline.com & ges@equisonline.com
Phone:

Data Package Options (please check if required)
Type I (Validation/non-CLP) ☐ MA MCP ☐
Type III (Reduced non-CLP) ☐ CT RCP ☐
Type VI (Raw Data Only) ☐ TX TRRP-13 ☐
NYSDEC Category ☐ A or ☐ B

EDD Required? Yes ☑ No ☐ If yes, format: GES EQEDD
EQEDD Name: High's Store No 141-lab report #.17962.EQEDD.zip

Relinquished by:	Date	Time	Received by:	Date	Time
Jeff Plummer	12-8-23	0800	Denise Woodring	12-8-23	
Denise Woodring	12-8-23	1348	[signature]	12/8/23	1348
[signature]	12/8/23	1803			
			[signature]	12/8/23	1803

Relinquished by Commercial Carrier:
UPS _____ FedEx _____ Other _____

Temperature upon receipt R: 4.5 C: 4.4 °C

NS

Login Sample Receipt Checklist

Client: Groundwater & Environmental Services Inc

Job Number: 410-154077-2

Login Number: 154077

List Source: Eurofins Lancaster Laboratories Environment Testing, LLC

List Number: 1

Creator: Santiago, Nathaniel

Question	Answer	Comment
The cooler's custody seal is intact.	N/A	
The cooler or samples do not appear to have been compromised or tampered with.	True	
Samples were received on ice.	True	
Cooler Temperature acceptable,where thermal pres is required(</=6C, not frozen).	True	
Cooler Temperature is recorded.	True	
WV:Container Temp acceptable,where thermal pres is required (</=6C, not frozen).	N/A	
WV: Container Temperature is recorded.	N/A	
COC is present.	True	
COC is filled out in ink and legible.	True	
COC is filled out with all pertinent information.	True	
There are no discrepancies between the containers received and the COC.	True	
Sample containers have legible labels.	True	
Containers are not broken or leaking.	True	
Sample collection date/times are provided.	True	
Appropriate sample containers are used.	True	
Sample bottles are completely filled.	True	
There is sufficient vol. for all requested analyses.	True	
Is the Field Sampler's name present on COC?	True	
Sample custody seals are intact.	N/A	
VOA sample vials do not have headspace >6mm in diameter (none, if from WV)?	True	

eurofins | Environment Testing

ANALYTICAL REPORT

PREPARED FOR

Attn: Peter Reichardt
Groundwater & Environmental Services Inc
1350 Blair Drive
Suite H-2
Odenton, Maryland 21113

Generated 12/21/2023 12:45:10 PM

JOB DESCRIPTION

High's Store No 141

JOB NUMBER

410-154218-1

Eurofins Lancaster Laboratories Environment Testing, LLC
2425 New Holland Pike
Lancaster PA 17601

See page two for job notes and contact information.

my EOL

Eurofins Lancaster Laboratories Environment Testing, LLC

Job Notes

This report may not be reproduced except in full, and with written approval from the laboratory. The results relate only to the samples tested. For questions please contact the Project Manager at the e-mail address or telephone number listed on this page.

Analytical test results meet all requirements of the associated regulatory program (i.e., NELAC (TNI), DoD, and ISO 17025) unless otherwise noted under the individual analysis.

Authorization

Generated
12/21/2023 12:45:10 PM

Authorized for release by
Amek Carter, Project Manager
Loran.Carter@et.eurofinsus.com
(717)556-7252

Compliance Statement

Analytical test results meet all requirements of the associated regulatory program (e.g., NELAC (TNI), DoD, and ISO 17025) unless otherwise noted under the individual analysis. Data qualifiers are applied to note exceptions. Noncompliant quality control (QC) is further explained in narrative comments.
· QC results that exceed the upper limits and are associated with non-detect samples are qualified but further narration is not required since the bias is high and does not change a non-detect result. Further narration is also not required with QC blank detection when the associated sample concentration is non-detect or more than ten times the level in the blank.
· Matrix QC may not be reported if insufficient sample or site-specific QC samples were not submitted. In these situations, to demonstrate precision and accuracy at a batch level, a LCS/LCSD is performed, unless otherwise specified in the method.
· Surrogate and/or isotope dilution analyte recoveries (if applicable) which are outside of the QC window are confirmed unless attributed to a dilution or otherwise noted in the narrative.
Regulated compliance samples (e.g. SDWA, NPDES) must comply with the associated agency requirements/permits.

Measurement uncertainty values, as applicable, are available upon request.

Test results relate only to the sample tested. Clients should be aware that a critical step in a chemical or microbiological analysis is the collection of the sample. Unless the sample analyzed is truly representative of the bulk of material involved, the test results will be meaningless. If you have questions regarding the proper techniques of collecting samples, please contact us. We cannot be held responsible for sample integrity, however, unless sampling has been performed by a member of our staff. Times are local to the area of activity. Parameters listed in the 40 CFR Part 136 Table II as "analyze immediately" and tested in the laboratory are not performed within 15 minutes of collection.

This report shall not be reproduced except in full, without the written approval of the laboratory.

WARRANTY AND LIMITS OF LIABILITY - In accepting analytical work, we warrant the accuracy of test results for the sample as submitted. The foregoing express warranty is exclusive and is given in lieu of all other warranties, expressed or implied, except as otherwise agreed. We disclaim any other warranties, expressed or implied, including a warranty of fitness for particular purpose and warranty of merchantability. In no event shall Eurofins Lancaster Laboratories Environmental, LLC be liable for indirect, special, consequential, or incidental damages including, but not limited to, damages for loss of profit or goodwill regardless of (A) the negligence (either sole or concurrent) of Eurofins Lancaster Laboratories Environmental and (B) whether Eurofins Lancaster Laboratories Environmental has been informed of the possibility of such damages. We accept no legal responsibility for the purposes for which the client uses the test results. Except as otherwise agreed, no purchase order or other order for work shall be accepted by Eurofins Lancaster Laboratories Environmental which includes any conditions that vary from the Standard Terms and Conditions, and Eurofins Lancaster Laboratories Environmental hereby objects to any conflicting terms contained in any acceptance or order submitted by client.

Table of Contents

Cover Page 1
Table of Contents 4
Definitions/Glossary 5
Case Narrative 6
Detection Summary 7
Client Sample Results 8
Surrogate Summary 14
QC Sample Results 15
QC Association Summary 20
Lab Chronicle 21
Certification Summary 22
Method Summary 24
Sample Summary 25
Chain of Custody 26
Receipt Checklists 27

Qualifiers

GC/MS VOA

Qualifier	Qualifier Description
*+	LCS and/or LCSD is outside acceptance limits, high biased.
cn	Refer to Case Narrative for further detail
J	Result is less than the RL but greater than or equal to the MDL and the concentration is an approximate value.

GC VOA

Qualifier	Qualifier Description
J	Result is less than the RL but greater than or equal to the MDL and the concentration is an approximate value.

Glossary

Abbreviation	These commonly used abbreviations may or may not be present in this report.
¤	Listed under the "D" column to designate that the result is reported on a dry weight basis
%R	Percent Recovery
CFL	Contains Free Liquid
CFU	Colony Forming Unit
CNF	Contains No Free Liquid
DER	Duplicate Error Ratio (normalized absolute difference)
Dil Fac	Dilution Factor
DL	Detection Limit (DoD/DOE)
DL, RA, RE, IN	Indicates a Dilution, Re-analysis, Re-extraction, or additional Initial metals/anion analysis of the sample
DLC	Decision Level Concentration (Radiochemistry)
EDL	Estimated Detection Limit (Dioxin)
LOD	Limit of Detection (DoD/DOE)
LOQ	Limit of Quantitation (DoD/DOE)
MCL	EPA recommended "Maximum Contaminant Level"
MDA	Minimum Detectable Activity (Radiochemistry)
MDC	Minimum Detectable Concentration (Radiochemistry)
MDL	Method Detection Limit
ML	Minimum Level (Dioxin)
MPN	Most Probable Number
MQL	Method Quantitation Limit
NC	Not Calculated
ND	Not Detected at the reporting limit (or MDL or EDL if shown)
NEG	Negative / Absent
POS	Positive / Present
PQL	Practical Quantitation Limit
PRES	Presumptive
QC	Quality Control
RER	Relative Error Ratio (Radiochemistry)
RL	Reporting Limit or Requested Limit (Radiochemistry)
RPD	Relative Percent Difference, a measure of the relative difference between two points
TEF	Toxicity Equivalent Factor (Dioxin)
TEQ	Toxicity Equivalent Quotient (Dioxin)
TNTC	Too Numerous To Count

Job Narrative
410-154218-1

Analytical test results meet all requirements of the associated regulatory program listed on the Accreditation/Certification Summary Page unless otherwise noted under the individual analysis. Data qualifiers are applied to indicate exceptions. Noncompliant quality control (QC) is further explained in narrative comments.

- Matrix QC may not be reported if insufficient sample or site-specific QC samples were not submitted. In these situations, to demonstrate precision and accuracy at a batch level, a LCS/LCSD may be performed, unless otherwise specified in the method.
- Surrogate and/or isotope dilution analyte recoveries (if applicable) which are outside of the QC window are confirmed unless attributed to a dilution or otherwise noted in the narrative.

Regulated compliance samples (e.g. SDWA, NPDES) must comply with the associated agency requirements/permits.

Receipt
The samples were received on 12/11/2023 6:18 PM. Unless otherwise noted below, the samples arrived in good condition, and, where required, properly preserved and on ice. The temperature of the cooler at receipt time was 0.8°C

GC/MS VOA
Method 8260C_LL: The preservative used in the sample containers provided is not compatible with one of the Method 8260 analytes requested. The following samples were received preserved with hydrochloric acid: MW-16A (410-154218-1), MW-16B (410-154218-2) and MW-18B (410-154218-3). The requested target analyte list includes Acrylonitrile , an acid-labile compound that degrades in an acidic medium.

No additional analytical or quality issues were noted, other than those described above or in the Definitions/ Glossary page.

Gasoline Range Organics
No additional analytical or quality issues were noted, other than those described above or in the Definitions/ Glossary page.

Diesel Range Organics
No additional analytical or quality issues were noted, other than those described above or in the Definitions/ Glossary page.

Detection Summary

Client: Groundwater & Environmental Services Inc
Project/Site: High's Store No 141

Job ID: 410-154218-1

Client Sample ID: MW-16A — Lab Sample ID: 410-154218-1

Analyte	Result	Qualifier	RL	MDL	Unit	Dil Fac	D	Method	Prep Type
Methyl tertiary butyl ether	0.80		0.50	0.080	ug/L	1		8260C LL	Total/NA
GRO (1C)	0.030	J	0.050	0.023	mg/L	1		8015D	Total/NA

Client Sample ID: MW-16B — Lab Sample ID: 410-154218-2

Analyte	Result	Qualifier	RL	MDL	Unit	Dil Fac	D	Method	Prep Type
Toluene	0.12	J	0.50	0.080	ug/L	1		8260C LL	Total/NA
Methyl tertiary butyl ether	8.0		0.50	0.080	ug/L	1		8260C LL	Total/NA
di-Isopropyl ether	0.13	J	0.50	0.10	ug/L	1		8260C LL	Total/NA
t-Butyl alcohol	5.7	J	10	3.0	ug/L	1		8260C LL	Total/NA

Client Sample ID: MW-18B — Lab Sample ID: 410-154218-3

Analyte	Result	Qualifier	RL	MDL	Unit	Dil Fac	D	Method	Prep Type
1,2-Dichloroethane	0.099	J	0.50	0.070	ug/L	1		8260C LL	Total/NA
Toluene	0.16	J	0.50	0.080	ug/L	1		8260C LL	Total/NA
Xylenes, Total	0.13	J	1.0	0.070	ug/L	1		8260C LL	Total/NA
Benzene	0.82		0.50	0.10	ug/L	1		8260C LL	Total/NA
di-Isopropyl ether	1.5		0.50	0.10	ug/L	1		8260C LL	Total/NA
t-Amyl methyl ether	4.0		0.50	0.20	ug/L	1		8260C LL	Total/NA
t-Butyl alcohol	180		10	3.0	ug/L	1		8260C LL	Total/NA
Methyl tertiary butyl ether - DL	180		5.0	0.80	ug/L	10		8260C LL	Total/NA
GRO (1C)	0.20		0.050	0.023	mg/L	1		8015D	Total/NA

This Detection Summary does not include radiochemical test results.

Client: Groundwater & Environmental Services Inc
Project/Site: High's Store No 141

Job ID: 410-154218-1

Client Sample ID: MW-16A

Date Collected: 12/08/23 11:35
Date Received: 12/11/23 18:18

Lab Sample ID: 410-154218-1

Matrix: Water

Method: SW846 8260C LL - Volatile Organic Compounds by GC/MS

Analyte	Result	Qualifier	RL	MDL	Unit	D	Prepared	Analyzed	Dil Fac
1,1,1,2-Tetrachloroethane	ND		0.50	0.070	ug/L			12/17/23 23:42	1
cis-1,3-Dichloropropene	ND		0.50	0.10	ug/L			12/17/23 23:42	1
trans-1,3-Dichloropropene	ND		0.50	0.080	ug/L			12/17/23 23:42	1
Ethylbenzene	ND		0.50	0.080	ug/L			12/17/23 23:42	1
Styrene	ND		0.50	0.070	ug/L			12/17/23 23:42	1
1,4-Dichlorobenzene	ND		0.50	0.070	ug/L			12/17/23 23:42	1
1,2-Dibromoethane	ND		0.50	0.080	ug/L			12/17/23 23:42	1
1,1-Dichloropropene	ND		0.50	0.10	ug/L			12/17/23 23:42	1
1,2-Dichloroethane	ND		0.50	0.070	ug/L			12/17/23 23:42	1
1,2,3-Trichlorobenzene	ND		0.50	0.070	ug/L			12/17/23 23:42	1
1,2,3-Trichloropropane	ND		1.0	0.10	ug/L			12/17/23 23:42	1
Toluene	ND		0.50	0.080	ug/L			12/17/23 23:42	1
Chlorobenzene	ND		0.50	0.070	ug/L			12/17/23 23:42	1
1,2,4-Trimethylbenzene	ND		0.50	0.080	ug/L			12/17/23 23:42	1
1,2,4-Trichlorobenzene	ND		0.50	0.070	ug/L			12/17/23 23:42	1
Dibromochloromethane	ND		0.50	0.080	ug/L			12/17/23 23:42	1
Xylenes, Total	ND		1.0	0.070	ug/L			12/17/23 23:42	1
Tetrachloroethene	ND		0.50	0.20	ug/L			12/17/23 23:42	1
cis-1,2-Dichloroethene	ND		0.50	0.080	ug/L			12/17/23 23:42	1
trans-1,2-Dichloroethene	ND		0.50	0.10	ug/L			12/17/23 23:42	1
Methyl tertiary butyl ether	**0.80**		0.50	0.080	ug/L			12/17/23 23:42	1
1,3,5-Trimethylbenzene	ND		0.50	0.080	ug/L			12/17/23 23:42	1
1,3-Dichlorobenzene	ND		0.50	0.070	ug/L			12/17/23 23:42	1
1,3-Dichloropropane	ND		0.50	0.080	ug/L			12/17/23 23:42	1
Chloroform	ND		0.50	0.090	ug/L			12/17/23 23:42	1
Benzene	ND		0.50	0.10	ug/L			12/17/23 23:42	1
1,1,1-Trichloroethane	ND		0.50	0.080	ug/L			12/17/23 23:42	1
Bromomethane	ND		0.50	0.10	ug/L			12/17/23 23:42	1
Chloromethane	ND		0.50	0.10	ug/L			12/17/23 23:42	1
Chloroethane	ND		0.50	0.10	ug/L			12/17/23 23:42	1
2,2-Dichloropropane	ND		0.50	0.10	ug/L			12/17/23 23:42	1
Vinyl chloride	ND		0.50	0.10	ug/L			12/17/23 23:42	1
Methylene Chloride	ND		0.50	0.20	ug/L			12/17/23 23:42	1
Carbon disulfide	ND		1.0	0.10	ug/L			12/17/23 23:42	1
Bromoform	ND		1.0	0.30	ug/L			12/17/23 23:42	1
Bromodichloromethane	ND		0.50	0.080	ug/L			12/17/23 23:42	1
1,1-Dichloroethane	ND		0.50	0.10	ug/L			12/17/23 23:42	1
2-Chlorotoluene	ND		0.50	0.080	ug/L			12/17/23 23:42	1
1,1-Dichloroethene	ND		0.50	0.10	ug/L			12/17/23 23:42	1
Trichlorofluoromethane	ND		0.50	0.10	ug/L			12/17/23 23:42	1
4-Chlorotoluene	ND		0.50	0.080	ug/L			12/17/23 23:42	1
Dichlorodifluoromethane	ND		0.50	0.10	ug/L			12/17/23 23:42	1
1,2-Dichloropropane	ND		0.50	0.10	ug/L			12/17/23 23:42	1
1,1,2-Trichloroethane	ND		0.50	0.080	ug/L			12/17/23 23:42	1
Acrylonitrile	ND	cn	5.0	0.40	ug/L			12/17/23 23:42	1
Trichloroethene	ND		0.50	0.080	ug/L			12/17/23 23:42	1
1,1,2,2-Tetrachloroethane	ND		0.50	0.10	ug/L			12/17/23 23:42	1
1,2-Dichlorobenzene	ND		0.50	0.070	ug/L			12/17/23 23:42	1
1,2-Dibromo-3-Chloropropane	ND		0.50	0.10	ug/L			12/17/23 23:42	1

Client Sample ID: MW-16A

Date Collected: 12/08/23 11:35
Date Received: 12/11/23 18:18

Lab Sample ID: 410-154218-1

Matrix: Water

Method: SW846 8260C LL - Volatile Organic Compounds by GC/MS (Continued)

Analyte	Result	Qualifier	RL	MDL	Unit	D	Prepared	Analyzed	Dil Fac
Bromobenzene	ND		0.50	0.080	ug/L			12/17/23 23:42	1
Bromochloromethane	ND	*+	0.50	0.080	ug/L			12/17/23 23:42	1
Isopropylbenzene	ND		0.50	0.080	ug/L			12/17/23 23:42	1
Dibromomethane	ND		0.50	0.080	ug/L			12/17/23 23:42	1
di-Isopropyl ether	ND		0.50	0.10	ug/L			12/17/23 23:42	1
Ethyl t-butyl ether	ND		0.50	0.080	ug/L			12/17/23 23:42	1
Hexachlorobutadiene	ND		0.50	0.080	ug/L			12/17/23 23:42	1
Naphthalene	ND		0.50	0.080	ug/L			12/17/23 23:42	1
n-Butylbenzene	ND		0.50	0.080	ug/L			12/17/23 23:42	1
N-Propylbenzene	ND		0.50	0.10	ug/L			12/17/23 23:42	1
p-Isopropyltoluene	ND		0.50	0.080	ug/L			12/17/23 23:42	1
sec-Butylbenzene	ND		0.50	0.10	ug/L			12/17/23 23:42	1
t-Amyl methyl ether	ND		0.50	0.20	ug/L			12/17/23 23:42	1
t-Butyl alcohol	ND		10	3.0	ug/L			12/17/23 23:42	1
tert-Butylbenzene	ND		0.50	0.080	ug/L			12/17/23 23:42	1
trans-1,4-Dichloro-2-butene	ND		5.0	2.0	ug/L			12/17/23 23:42	1

Surrogate	*%Recovery*	*Qualifier*	*Limits*	*Prepared*	*Analyzed*	*Dil Fac*
1,2-Dichloroethane-d4 (Surr)	*94*		*80 - 120*		*12/17/23 23:42*	*1*
Dibromofluoromethane (Surr)	*99*		*80 - 120*		*12/17/23 23:42*	*1*
4-Bromofluorobenzene (Surr)	*98*		*80 - 120*		*12/17/23 23:42*	*1*
Toluene-d8 (Surr)	*94*		*80 - 120*		*12/17/23 23:42*	*1*

Method: SW846 8015D - Gasoline Range Organics (GRO) (GC)

Analyte	Result	Qualifier	RL	MDL	Unit	D	Prepared	Analyzed	Dil Fac
GRO (1C)	**0.030**	**J**	0.050	0.023	mg/L			12/14/23 03:30	1

Surrogate	*%Recovery*	*Qualifier*	*Limits*	*Prepared*	*Analyzed*	*Dil Fac*
a,a,a-Trifluorotoluene (fid) (1C)	*103*		*63 - 135*		*12/14/23 03:30*	*1*

Method: SW846 8015D - Diesel Range Organics (DRO) (GC)

Analyte	Result	Qualifier	RL	MDL	Unit	D	Prepared	Analyzed	Dil Fac
DRO (C10-C28)	ND		100	56	ug/L		12/19/23 08:50	12/20/23 00:05	1

Surrogate	*%Recovery*	*Qualifier*	*Limits*	*Prepared*	*Analyzed*	*Dil Fac*
o- terphenyl (Surr)	*128*		*37 - 153*	*12/19/23 08:50*	*12/20/23 00:05*	*1*

Client: Groundwater & Environmental Services Inc
Project/Site: High's Store No 141

Job ID: 410-154218-1

Client Sample ID: MW-16B

Date Collected: 12/08/23 10:25
Date Received: 12/11/23 18:18

Lab Sample ID: 410-154218-2

Matrix: Water

Method: SW846 8260C LL - Volatile Organic Compounds by GC/MS

Analyte	Result	Qualifier	RL	MDL	Unit	D	Prepared	Analyzed	Dil Fac
1,1,1,2-Tetrachloroethane	ND		0.50	0.070	ug/L			12/18/23 00:04	1
cis-1,3-Dichloropropene	ND		0.50	0.10	ug/L			12/18/23 00:04	1
trans-1,3-Dichloropropene	ND		0.50	0.080	ug/L			12/18/23 00:04	1
Ethylbenzene	ND		0.50	0.080	ug/L			12/18/23 00:04	1
Styrene	ND		0.50	0.070	ug/L			12/18/23 00:04	1
1,4-Dichlorobenzene	ND		0.50	0.070	ug/L			12/18/23 00:04	1
1,2-Dibromoethane	ND		0.50	0.080	ug/L			12/18/23 00:04	1
1,1-Dichloropropene	ND		0.50	0.10	ug/L			12/18/23 00:04	1
1,2-Dichloroethane	ND		0.50	0.070	ug/L			12/18/23 00:04	1
1,2,3-Trichlorobenzene	ND		0.50	0.070	ug/L			12/18/23 00:04	1
1,2,3-Trichloropropane	ND		1.0	0.10	ug/L			12/18/23 00:04	1
Toluene	**0.12**	**J**	0.50	0.080	ug/L			12/18/23 00:04	1
Chlorobenzene	ND		0.50	0.070	ug/L			12/18/23 00:04	1
1,2,4-Trimethylbenzene	ND		0.50	0.080	ug/L			12/18/23 00:04	1
1,2,4-Trichlorobenzene	ND		0.50	0.070	ug/L			12/18/23 00:04	1
Dibromochloromethane	ND		0.50	0.080	ug/L			12/18/23 00:04	1
Xylenes, Total	ND		1.0	0.070	ug/L			12/18/23 00:04	1
Tetrachloroethene	ND		0.50	0.20	ug/L			12/18/23 00:04	1
cis-1,2-Dichloroethene	ND		0.50	0.080	ug/L			12/18/23 00:04	1
trans-1,2-Dichloroethene	ND		0.50	0.10	ug/L			12/18/23 00:04	1
Methyl tertiary butyl ether	**8.0**		0.50	0.080	ug/L			12/18/23 00:04	1
1,3,5-Trimethylbenzene	ND		0.50	0.080	ug/L			12/18/23 00:04	1
1,3-Dichlorobenzene	ND		0.50	0.070	ug/L			12/18/23 00:04	1
1,3-Dichloropropane	ND		0.50	0.080	ug/L			12/18/23 00:04	1
Chloroform	ND		0.50	0.090	ug/L			12/18/23 00:04	1
Benzene	ND		0.50	0.10	ug/L			12/18/23 00:04	1
1,1,1-Trichloroethane	ND		0.50	0.080	ug/L			12/18/23 00:04	1
Bromomethane	ND		0.50	0.10	ug/L			12/18/23 00:04	1
Chloromethane	ND		0.50	0.10	ug/L			12/18/23 00:04	1
Chloroethane	ND		0.50	0.10	ug/L			12/18/23 00:04	1
2,2-Dichloropropane	ND		0.50	0.10	ug/L			12/18/23 00:04	1
Vinyl chloride	ND		0.50	0.10	ug/L			12/18/23 00:04	1
Methylene Chloride	ND		0.50	0.20	ug/L			12/18/23 00:04	1
Carbon disulfide	ND		1.0	0.10	ug/L			12/18/23 00:04	1
Bromoform	ND		1.0	0.30	ug/L			12/18/23 00:04	1
Bromodichloromethane	ND		0.50	0.080	ug/L			12/18/23 00:04	1
1,1-Dichloroethane	ND		0.50	0.10	ug/L			12/18/23 00:04	1
2-Chlorotoluene	ND		0.50	0.080	ug/L			12/18/23 00:04	1
1,1-Dichloroethene	ND		0.50	0.10	ug/L			12/18/23 00:04	1
Trichlorofluoromethane	ND		0.50	0.10	ug/L			12/18/23 00:04	1
4-Chlorotoluene	ND		0.50	0.080	ug/L			12/18/23 00:04	1
Dichlorodifluoromethane	ND		0.50	0.10	ug/L			12/18/23 00:04	1
1,2-Dichloropropane	ND		0.50	0.10	ug/L			12/18/23 00:04	1
1,1,2-Trichloroethane	ND		0.50	0.080	ug/L			12/18/23 00:04	1
Acrylonitrile	ND	cn	5.0	0.40	ug/L			12/18/23 00:04	1
Trichloroethene	ND		0.50	0.080	ug/L			12/18/23 00:04	1
1,1,2,2-Tetrachloroethane	ND		0.50	0.10	ug/L			12/18/23 00:04	1
1,2-Dichlorobenzene	ND		0.50	0.070	ug/L			12/18/23 00:04	1
1,2-Dibromo-3-Chloropropane	ND		0.50	0.10	ug/L			12/18/23 00:04	1

Client Sample ID: MW-16B

Lab Sample ID: 410-154218-2

Date Collected: 12/08/23 10:25

Matrix: Water

Date Received: 12/11/23 18:18

Method: SW846 8260C LL - Volatile Organic Compounds by GC/MS (Continued)

Analyte	Result	Qualifier	RL	MDL	Unit	D	Prepared	Analyzed	Dil Fac
Bromobenzene	ND		0.50	0.080	ug/L			12/18/23 00:04	1
Bromochloromethane	ND	*+	0.50	0.080	ug/L			12/18/23 00:04	1
Isopropylbenzene	ND		0.50	0.080	ug/L			12/18/23 00:04	1
Dibromomethane	ND		0.50	0.080	ug/L			12/18/23 00:04	1
di-Isopropyl ether	**0.13**	**J**	0.50	0.10	ug/L			12/18/23 00:04	1
Ethyl t-butyl ether	ND		0.50	0.080	ug/L			12/18/23 00:04	1
Hexachlorobutadiene	ND		0.50	0.080	ug/L			12/18/23 00:04	1
Naphthalene	ND		0.50	0.080	ug/L			12/18/23 00:04	1
n-Butylbenzene	ND		0.50	0.080	ug/L			12/18/23 00:04	1
N-Propylbenzene	ND		0.50	0.10	ug/L			12/18/23 00:04	1
p-Isopropyltoluene	ND		0.50	0.080	ug/L			12/18/23 00:04	1
sec-Butylbenzene	ND		0.50	0.10	ug/L			12/18/23 00:04	1
t-Amyl methyl ether	ND		0.50	0.20	ug/L			12/18/23 00:04	1
t-Butyl alcohol	**5.7**	**J**	10	3.0	ug/L			12/18/23 00:04	1
tert-Butylbenzene	ND		0.50	0.080	ug/L			12/18/23 00:04	1
trans-1,4-Dichloro-2-butene	ND		5.0	2.0	ug/L			12/18/23 00:04	1

Surrogate	*%Recovery*	*Qualifier*	*Limits*	*Prepared*	*Analyzed*	*Dil Fac*
1,2-Dichloroethane-d4 (Surr)	*95*		*80 - 120*		*12/18/23 00:04*	*1*
Dibromofluoromethane (Surr)	*98*		*80 - 120*		*12/18/23 00:04*	*1*
4-Bromofluorobenzene (Surr)	*97*		*80 - 120*		*12/18/23 00:04*	*1*
Toluene-d8 (Surr)	*94*		*80 - 120*		*12/18/23 00:04*	*1*

Method: SW846 8015D - Gasoline Range Organics (GRO) (GC)

Analyte	Result	Qualifier	RL	MDL	Unit	D	Prepared	Analyzed	Dil Fac
GRO (1C)	ND		0.050	0.023	mg/L			12/14/23 03:56	1

Surrogate	*%Recovery*	*Qualifier*	*Limits*	*Prepared*	*Analyzed*	*Dil Fac*
a,a,a-Trifluorotoluene (fid) (1C)	*101*		*63 - 135*		*12/14/23 03:56*	*1*

Method: SW846 8015D - Diesel Range Organics (DRO) (GC)

Analyte	Result	Qualifier	RL	MDL	Unit	D	Prepared	Analyzed	Dil Fac
DRO (C10-C28)	ND		110	57	ug/L		12/19/23 08:50	12/20/23 00:29	1

Surrogate	*%Recovery*	*Qualifier*	*Limits*	*Prepared*	*Analyzed*	*Dil Fac*
o- terphenyl (Surr)	*127*		*37 - 153*	*12/19/23 08:50*	*12/20/23 00:29*	*1*

Client Sample Results

Client: Groundwater & Environmental Services Inc
Project/Site: High's Store No 141

Job ID: 410-154218-1

Client Sample ID: MW-18B

Date Collected: 12/08/23 13:05
Date Received: 12/11/23 18:18

Lab Sample ID: 410-154218-3

Matrix: Water

Method: SW846 8260C LL - Volatile Organic Compounds by GC/MS

Analyte	Result	Qualifier	RL	MDL	Unit	D	Prepared	Analyzed	Dil Fac
1,1,1,2-Tetrachloroethane	ND		0.50	0.070	ug/L			12/18/23 00:48	1
cis-1,3-Dichloropropene	ND		0.50	0.10	ug/L			12/18/23 00:48	1
trans-1,3-Dichloropropene	ND		0.50	0.080	ug/L			12/18/23 00:48	1
Ethylbenzene	ND		0.50	0.080	ug/L			12/18/23 00:48	1
Styrene	ND		0.50	0.070	ug/L			12/18/23 00:48	1
1,4-Dichlorobenzene	ND		0.50	0.070	ug/L			12/18/23 00:48	1
1,2-Dibromoethane	ND		0.50	0.080	ug/L			12/18/23 00:48	1
1,1-Dichloropropene	ND		0.50	0.10	ug/L			12/18/23 00:48	1
1,2-Dichloroethane	**0.099**	**J**	0.50	0.070	ug/L			12/18/23 00:48	1
1,2,3-Trichlorobenzene	ND		0.50	0.070	ug/L			12/18/23 00:48	1
1,2,3-Trichloropropane	ND		1.0	0.10	ug/L			12/18/23 00:48	1
Toluene	**0.16**	**J**	0.50	0.080	ug/L			12/18/23 00:48	1
Chlorobenzene	ND		0.50	0.070	ug/L			12/18/23 00:48	1
1,2,4-Trimethylbenzene	ND		0.50	0.080	ug/L			12/18/23 00:48	1
1,2,4-Trichlorobenzene	ND		0.50	0.070	ug/L			12/18/23 00:48	1
Dibromochloromethane	ND		0.50	0.080	ug/L			12/18/23 00:48	1
Xylenes, Total	**0.13**	**J**	1.0	0.070	ug/L			12/18/23 00:48	1
Tetrachloroethene	ND		0.50	0.20	ug/L			12/18/23 00:48	1
cis-1,2-Dichloroethene	ND		0.50	0.080	ug/L			12/18/23 00:48	1
trans-1,2-Dichloroethene	ND		0.50	0.10	ug/L			12/18/23 00:48	1
1,3,5-Trimethylbenzene	ND		0.50	0.080	ug/L			12/18/23 00:48	1
1,3-Dichlorobenzene	ND		0.50	0.070	ug/L			12/18/23 00:48	1
1,3-Dichloropropane	ND		0.50	0.080	ug/L			12/18/23 00:48	1
Chloroform	ND		0.50	0.090	ug/L			12/18/23 00:48	1
Benzene	**0.82**		0.50	0.10	ug/L			12/18/23 00:48	1
1,1,1-Trichloroethane	ND		0.50	0.080	ug/L			12/18/23 00:48	1
Bromomethane	ND		0.50	0.10	ug/L			12/18/23 00:48	1
Chloromethane	ND		0.50	0.10	ug/L			12/18/23 00:48	1
Chloroethane	ND		0.50	0.10	ug/L			12/18/23 00:48	1
2,2-Dichloropropane	ND		0.50	0.10	ug/L			12/18/23 00:48	1
Vinyl chloride	ND		0.50	0.10	ug/L			12/18/23 00:48	1
Methylene Chloride	ND		0.50	0.20	ug/L			12/18/23 00:48	1
Carbon disulfide	ND		1.0	0.10	ug/L			12/18/23 00:48	1
Bromoform	ND		1.0	0.30	ug/L			12/18/23 00:48	1
Bromodichloromethane	ND		0.50	0.080	ug/L			12/18/23 00:48	1
1,1-Dichloroethane	ND		0.50	0.10	ug/L			12/18/23 00:48	1
2-Chlorotoluene	ND		0.50	0.080	ug/L			12/18/23 00:48	1
1,1-Dichloroethene	ND		0.50	0.10	ug/L			12/18/23 00:48	1
Trichlorofluoromethane	ND		0.50	0.10	ug/L			12/18/23 00:48	1
4-Chlorotoluene	ND		0.50	0.080	ug/L			12/18/23 00:48	1
Dichlorodifluoromethane	ND		0.50	0.10	ug/L			12/18/23 00:48	1
1,2-Dichloropropane	ND		0.50	0.10	ug/L			12/18/23 00:48	1
1,1,2-Trichloroethane	ND		0.50	0.080	ug/L			12/18/23 00:48	1
Acrylonitrile	ND	cn	5.0	0.40	ug/L			12/18/23 00:48	1
Trichloroethene	ND		0.50	0.080	ug/L			12/18/23 00:48	1
1,1,2,2-Tetrachloroethane	ND		0.50	0.10	ug/L			12/18/23 00:48	1
1,2-Dichlorobenzene	ND		0.50	0.070	ug/L			12/18/23 00:48	1
1,2-Dibromo-3-Chloropropane	ND		0.50	0.10	ug/L			12/18/23 00:48	1
Bromobenzene	ND		0.50	0.080	ug/L			12/18/23 00:48	1

Client Sample ID: MW-18B

Lab Sample ID: 410-154218-3

Date Collected: 12/08/23 13:05

Matrix: Water

Date Received: 12/11/23 18:18

Method: SW846 8260C LL - Volatile Organic Compounds by GC/MS (Continued)

Analyte	Result	Qualifier	RL	MDL	Unit	D	Prepared	Analyzed	Dil Fac
Bromochloromethane	ND	*+	0.50	0.080	ug/L			12/18/23 00:48	1
Isopropylbenzene	ND		0.50	0.080	ug/L			12/18/23 00:48	1
Dibromomethane	ND		0.50	0.080	ug/L			12/18/23 00:48	1
di-Isopropyl ether	**1.5**		0.50	0.10	ug/L			12/18/23 00:48	1
Ethyl t-butyl ether	ND		0.50	0.080	ug/L			12/18/23 00:48	1
Hexachlorobutadiene	ND		0.50	0.080	ug/L			12/18/23 00:48	1
Naphthalene	ND		0.50	0.080	ug/L			12/18/23 00:48	1
n-Butylbenzene	ND		0.50	0.080	ug/L			12/18/23 00:48	1
N-Propylbenzene	ND		0.50	0.10	ug/L			12/18/23 00:48	1
p-Isopropyltoluene	ND		0.50	0.080	ug/L			12/18/23 00:48	1
sec-Butylbenzene	ND		0.50	0.10	ug/L			12/18/23 00:48	1
t-Amyl methyl ether	**4.0**		0.50	0.20	ug/L			12/18/23 00:48	1
t-Butyl alcohol	**180**		10	3.0	ug/L			12/18/23 00:48	1
tert-Butylbenzene	ND		0.50	0.080	ug/L			12/18/23 00:48	1
trans-1,4-Dichloro-2-butene	ND		5.0	2.0	ug/L			12/18/23 00:48	1

Surrogate	*%Recovery*	*Qualifier*	*Limits*	*Prepared*	*Analyzed*	*Dil Fac*
1,2-Dichloroethane-d4 (Surr)	*95*		*80 - 120*		*12/18/23 00:48*	*1*
Dibromofluoromethane (Surr)	*96*		*80 - 120*		*12/18/23 00:48*	*1*
4-Bromofluorobenzene (Surr)	*97*		*80 - 120*		*12/18/23 00:48*	*1*
Toluene-d8 (Surr)	*94*		*80 - 120*		*12/18/23 00:48*	*1*

Method: SW846 8260C LL - Volatile Organic Compounds by GC/MS - DL

Analyte	Result	Qualifier	RL	MDL	Unit	D	Prepared	Analyzed	Dil Fac
Methyl tertiary butyl ether	**180**		5.0	0.80	ug/L			12/18/23 01:11	10

Surrogate	*%Recovery*	*Qualifier*	*Limits*	*Prepared*	*Analyzed*	*Dil Fac*
1,2-Dichloroethane-d4 (Surr)	*95*		*80 - 120*		*12/18/23 01:11*	*10*
Dibromofluoromethane (Surr)	*97*		*80 - 120*		*12/18/23 01:11*	*10*
4-Bromofluorobenzene (Surr)	*97*		*80 - 120*		*12/18/23 01:11*	*10*
Toluene-d8 (Surr)	*95*		*80 - 120*		*12/18/23 01:11*	*10*

Method: SW846 8015D - Gasoline Range Organics (GRO) (GC)

Analyte	Result	Qualifier	RL	MDL	Unit	D	Prepared	Analyzed	Dil Fac
GRO (1C)	**0.20**		0.050	0.023	mg/L			12/14/23 04:22	1

Surrogate	*%Recovery*	*Qualifier*	*Limits*	*Prepared*	*Analyzed*	*Dil Fac*
a,a,a-Trifluorotoluene (fid) (1C)	*100*		*63 - 135*		*12/14/23 04:22*	*1*

Method: SW846 8015D - Diesel Range Organics (DRO) (GC)

Analyte	Result	Qualifier	RL	MDL	Unit	D	Prepared	Analyzed	Dil Fac
DRO (C10-C28)	ND		110	57	ug/L		12/19/23 08:50	12/20/23 00:53	1

Surrogate	*%Recovery*	*Qualifier*	*Limits*	*Prepared*	*Analyzed*	*Dil Fac*
o- terphenyl (Surr)	*128*		*37 - 153*	*12/19/23 08:50*	*12/20/23 00:53*	*1*

Surrogate Summary

Client: Groundwater & Environmental Services Inc
Project/Site: High's Store No 141

Job ID: 410-154218-1

Method: 8260C LL - Volatile Organic Compounds by GC/MS

Matrix: Water **Prep Type: Total/NA**

		Percent Surrogate Recovery (Acceptance Limits)			
		DCA	DBFM	BFB	TOL
Lab Sample ID	Client Sample ID	(80-120)	(80-120)	(80-120)	(80-120)
410-154218-1	MW-16A	94	99	98	94
410-154218-2	MW-16B	95	98	97	94
410-154218-3	MW-18B	95	96	97	94
410-154218-3 - DL	MW-18B	95	97	97	95
LCS 410-455035/4	Lab Control Sample	95	98	100	96
MB 410-455035/6	Method Blank	95	98	97	94

Surrogate Legend

DCA = 1,2-Dichloroethane-d4 (Surr)
DBFM = Dibromofluoromethane (Surr)
BFB = 4-Bromofluorobenzene (Surr)
TOL = Toluene-d8 (Surr)

Method: 8015D - Gasoline Range Organics (GRO) (GC)

Matrix: Water **Prep Type: Total/NA**

		Percent Surrogate Recovery (Acceptance Limits)
		TFT-F1
Lab Sample ID	Client Sample ID	(63-135)
410-154218-1	MW-16A	103
410-154218-2	MW-16B	101
410-154218-3	MW-18B	100
LCS 410-453615/6	Lab Control Sample	94
LCSD 410-453615/7	Lab Control Sample Dup	95
MB 410-453615/5	Method Blank	103

Surrogate Legend

TFT-F = a,a,a-Trifluorotoluene (fid)

Method: 8015D - Diesel Range Organics (DRO) (GC)

Matrix: Water **Prep Type: Total/NA**

		Percent Surrogate Recovery (Acceptance Limits)
		OTP
Lab Sample ID	Client Sample ID	(37-153)
410-154218-1	MW-16A	128
410-154218-2	MW-16B	127
410-154218-3	MW-18B	128
LCS 410-455683/2-A	Lab Control Sample	109
LCSD 410-455683/3-A	Lab Control Sample Dup	109
MB 410-455683/1-A	Method Blank	127

Surrogate Legend

OTP = o- terphenyl (Surr)

Method: 8260C LL - Volatile Organic Compounds by GC/MS

Lab Sample ID: MB 410-455035/6
Matrix: Water
Analysis Batch: 455035

Client Sample ID: Method Blank
Prep Type: Total/NA

Analyte	MB Result	MB Qualifier	RL	MDL	Unit	D	Prepared	Analyzed	Dil Fac
1,1,1,2-Tetrachloroethane	ND		0.50	0.070	ug/L			12/17/23 21:09	1
cis-1,3-Dichloropropene	ND		0.50	0.10	ug/L			12/17/23 21:09	1
trans-1,3-Dichloropropene	ND		0.50	0.080	ug/L			12/17/23 21:09	1
Ethylbenzene	ND		0.50	0.080	ug/L			12/17/23 21:09	1
Styrene	ND		0.50	0.070	ug/L			12/17/23 21:09	1
1,4-Dichlorobenzene	ND		0.50	0.070	ug/L			12/17/23 21:09	1
1,2-Dibromoethane	ND		0.50	0.080	ug/L			12/17/23 21:09	1
1,1-Dichloropropene	ND		0.50	0.10	ug/L			12/17/23 21:09	1
1,2-Dichloroethane	ND		0.50	0.070	ug/L			12/17/23 21:09	1
1,2,3-Trichlorobenzene	ND		0.50	0.070	ug/L			12/17/23 21:09	1
1,2,3-Trichloropropane	ND		1.0	0.10	ug/L			12/17/23 21:09	1
Toluene	ND		0.50	0.080	ug/L			12/17/23 21:09	1
Chlorobenzene	ND		0.50	0.070	ug/L			12/17/23 21:09	1
1,2,4-Trimethylbenzene	ND		0.50	0.080	ug/L			12/17/23 21:09	1
1,2,4-Trichlorobenzene	ND		0.50	0.070	ug/L			12/17/23 21:09	1
Dibromochloromethane	ND		0.50	0.080	ug/L			12/17/23 21:09	1
Xylenes, Total	ND		1.0	0.070	ug/L			12/17/23 21:09	1
Tetrachloroethene	ND		0.50	0.20	ug/L			12/17/23 21:09	1
cis-1,2-Dichloroethene	ND		0.50	0.080	ug/L			12/17/23 21:09	1
trans-1,2-Dichloroethene	ND		0.50	0.10	ug/L			12/17/23 21:09	1
Methyl tertiary butyl ether	ND		0.50	0.080	ug/L			12/17/23 21:09	1
1,3,5-Trimethylbenzene	ND		0.50	0.080	ug/L			12/17/23 21:09	1
1,3-Dichlorobenzene	ND		0.50	0.070	ug/L			12/17/23 21:09	1
1,3-Dichloropropane	ND		0.50	0.080	ug/L			12/17/23 21:09	1
Chloroform	ND		0.50	0.090	ug/L			12/17/23 21:09	1
Benzene	ND		0.50	0.10	ug/L			12/17/23 21:09	1
1,1,1-Trichloroethane	ND		0.50	0.080	ug/L			12/17/23 21:09	1
Bromomethane	ND		0.50	0.10	ug/L			12/17/23 21:09	1
Chloromethane	ND		0.50	0.10	ug/L			12/17/23 21:09	1
Chloroethane	ND		0.50	0.10	ug/L			12/17/23 21:09	1
2,2-Dichloropropane	ND		0.50	0.10	ug/L			12/17/23 21:09	1
Vinyl chloride	ND		0.50	0.10	ug/L			12/17/23 21:09	1
Methylene Chloride	ND		0.50	0.20	ug/L			12/17/23 21:09	1
Carbon disulfide	ND		1.0	0.10	ug/L			12/17/23 21:09	1
Bromoform	ND		1.0	0.30	ug/L			12/17/23 21:09	1
Bromodichloromethane	ND		0.50	0.080	ug/L			12/17/23 21:09	1
1,1-Dichloroethane	ND		0.50	0.10	ug/L			12/17/23 21:09	1
2-Chlorotoluene	ND		0.50	0.080	ug/L			12/17/23 21:09	1
1,1-Dichloroethene	ND		0.50	0.10	ug/L			12/17/23 21:09	1
Trichlorofluoromethane	ND		0.50	0.10	ug/L			12/17/23 21:09	1
4-Chlorotoluene	ND		0.50	0.080	ug/L			12/17/23 21:09	1
Dichlorodifluoromethane	ND		0.50	0.10	ug/L			12/17/23 21:09	1
1,2-Dichloropropane	ND		0.50	0.10	ug/L			12/17/23 21:09	1
1,1,2-Trichloroethane	ND		0.50	0.080	ug/L			12/17/23 21:09	1
Acrylonitrile	ND		5.0	0.40	ug/L			12/17/23 21:09	1
Trichloroethene	ND		0.50	0.080	ug/L			12/17/23 21:09	1
1,1,2,2-Tetrachloroethane	ND		0.50	0.10	ug/L			12/17/23 21:09	1
1,2-Dichlorobenzene	ND		0.50	0.070	ug/L			12/17/23 21:09	1

Method: 8260C LL - Volatile Organic Compounds by GC/MS (Continued)

Lab Sample ID: MB 410-455035/6
Matrix: Water
Analysis Batch: 455035

Client Sample ID: Method Blank
Prep Type: Total/NA

Analyte	MB Result	MB Qualifier	RL	MDL	Unit	D	Prepared	Analyzed	Dil Fac
1,2-Dibromo-3-Chloropropane	ND		0.50	0.10	ug/L			12/17/23 21:09	1
Bromobenzene	ND		0.50	0.080	ug/L			12/17/23 21:09	1
Bromochloromethane	ND		0.50	0.080	ug/L			12/17/23 21:09	1
Isopropylbenzene	ND		0.50	0.080	ug/L			12/17/23 21:09	1
Dibromomethane	ND		0.50	0.080	ug/L			12/17/23 21:09	1
di-Isopropyl ether	ND		0.50	0.10	ug/L			12/17/23 21:09	1
Ethyl t-butyl ether	ND		0.50	0.080	ug/L			12/17/23 21:09	1
Hexachlorobutadiene	ND		0.50	0.080	ug/L			12/17/23 21:09	1
Naphthalene	ND		0.50	0.080	ug/L			12/17/23 21:09	1
n-Butylbenzene	ND		0.50	0.080	ug/L			12/17/23 21:09	1
N-Propylbenzene	ND		0.50	0.10	ug/L			12/17/23 21:09	1
p-Isopropyltoluene	ND		0.50	0.080	ug/L			12/17/23 21:09	1
sec-Butylbenzene	ND		0.50	0.10	ug/L			12/17/23 21:09	1
t-Amyl methyl ether	ND		0.50	0.20	ug/L			12/17/23 21:09	1
t-Butyl alcohol	ND		10	3.0	ug/L			12/17/23 21:09	1
tert-Butylbenzene	ND		0.50	0.080	ug/L			12/17/23 21:09	1
trans-1,4-Dichloro-2-butene	ND		5.0	2.0	ug/L			12/17/23 21:09	1

Surrogate	*MB %Recovery*	*MB Qualifier*	*Limits*	*Prepared*	*Analyzed*	*Dil Fac*
1,2-Dichloroethane-d4 (Surr)	*95*		*80 - 120*		*12/17/23 21:09*	*1*
Dibromofluoromethane (Surr)	*98*		*80 - 120*		*12/17/23 21:09*	*1*
4-Bromofluorobenzene (Surr)	*97*		*80 - 120*		*12/17/23 21:09*	*1*
Toluene-d8 (Surr)	*94*		*80 - 120*		*12/17/23 21:09*	*1*

Lab Sample ID: LCS 410-455035/4
Matrix: Water
Analysis Batch: 455035

Client Sample ID: Lab Control Sample
Prep Type: Total/NA

Analyte	Spike Added	LCS Result	LCS Qualifier	Unit	D	%Rec	%Rec Limits
1,1,1,2-Tetrachloroethane	5.00	5.85		ug/L		117	71 - 134
cis-1,3-Dichloropropene	5.00	5.34		ug/L		107	67 - 121
trans-1,3-Dichloropropene	5.00	5.66		ug/L		113	61 - 129
Ethylbenzene	5.00	5.42		ug/L		108	80 - 120
Styrene	5.00	5.40		ug/L		108	80 - 120
1,4-Dichlorobenzene	5.00	5.26		ug/L		105	80 - 120
1,2-Dibromoethane	5.00	5.63		ug/L		113	80 - 120
1,1-Dichloropropene	5.00	5.37		ug/L		107	74 - 120
1,2-Dichloroethane	5.00	5.26		ug/L		105	69 - 122
1,2,3-Trichlorobenzene	5.00	5.20		ug/L		104	68 - 125
1,2,3-Trichloropropane	5.00	5.32		ug/L		106	80 - 125
Toluene	5.00	5.35		ug/L		107	80 - 120
Chlorobenzene	5.00	5.49		ug/L		110	80 - 120
1,2,4-Trimethylbenzene	5.00	5.05		ug/L		101	80 - 120
1,2,4-Trichlorobenzene	5.00	5.40		ug/L		108	68 - 122
Dibromochloromethane	5.00	5.96		ug/L		119	64 - 138
Xylenes, Total	15.0	16.2		ug/L		108	80 - 120
Tetrachloroethene	5.00	5.80		ug/L		116	80 - 120
cis-1,2-Dichloroethene	5.00	5.62		ug/L		112	80 - 122

Method: 8260C LL - Volatile Organic Compounds by GC/MS (Continued)

Lab Sample ID: LCS 410-455035/4
Matrix: Water
Analysis Batch: 455035

Client Sample ID: Lab Control Sample
Prep Type: Total/NA

Analyte	Spike Added	LCS Result	LCS Qualifier	Unit	D	%Rec	%Rec Limits
trans-1,2-Dichloroethene	5.00	5.42		ug/L		108	80 - 122
Methyl tertiary butyl ether	5.00	5.08		ug/L		102	69 - 120
1,3,5-Trimethylbenzene	5.00	5.15		ug/L		103	80 - 120
1,3-Dichlorobenzene	5.00	5.34		ug/L		107	80 - 120
1,3-Dichloropropane	5.00	5.46		ug/L		109	80 - 120
Chloroform	5.00	5.44		ug/L		109	80 - 120
Benzene	5.00	5.43		ug/L		109	80 - 120
1,1,1-Trichloroethane	5.00	5.56		ug/L		111	78 - 126
Bromomethane	5.00	4.89		ug/L		98	60 - 136
Chloromethane	5.00	4.68		ug/L		94	56 - 124
Chloroethane	5.00	4.83		ug/L		97	63 - 120
2,2-Dichloropropane	5.00	5.39		ug/L		108	61 - 141
Vinyl chloride	5.00	4.70		ug/L		94	60 - 125
Methylene Chloride	5.00	5.49		ug/L		110	80 - 120
Carbon disulfide	5.00	5.38		ug/L		108	67 - 130
Bromoform	5.00	6.24		ug/L		125	49 - 144
Bromodichloromethane	5.00	5.69		ug/L		114	73 - 124
1,1-Dichloroethane	5.00	5.53		ug/L		111	74 - 120
2-Chlorotoluene	5.00	5.21		ug/L		104	80 - 120
1,1-Dichloroethene	5.00	5.53		ug/L		111	80 - 131
Trichlorofluoromethane	5.00	4.99		ug/L		100	62 - 136
4-Chlorotoluene	5.00	5.20		ug/L		104	80 - 120
Dichlorodifluoromethane	5.00	4.33		ug/L		87	43 - 123
1,2-Dichloropropane	5.00	5.57		ug/L		111	80 - 120
1,1,2-Trichloroethane	5.00	5.54		ug/L		111	80 - 120
Acrylonitrile	25.0	28.2		ug/L		113	64 - 139
Trichloroethene	5.00	5.41		ug/L		108	80 - 120
1,1,2,2-Tetrachloroethane	5.00	5.29		ug/L		106	75 - 123
1,2-Dichlorobenzene	5.00	5.38		ug/L		108	80 - 120
1,2-Dibromo-3-Chloropropane	5.00	5.80		ug/L		116	56 - 148
Bromobenzene	5.00	5.34		ug/L		107	80 - 120
Bromochloromethane	5.00	6.04	*+	ug/L		121	80 - 120
Isopropylbenzene	5.00	5.79		ug/L		116	80 - 120
Dibromomethane	5.00	5.59		ug/L		112	80 - 122
di-Isopropyl ether	5.00	5.11		ug/L		102	58 - 131
Ethyl t-butyl ether	5.00	5.17		ug/L		103	57 - 126
Hexachlorobutadiene	5.00	6.02		ug/L		120	72 - 132
Naphthalene	5.00	5.23		ug/L		105	64 - 122
n-Butylbenzene	5.00	5.20		ug/L		104	74 - 123
N-Propylbenzene	5.00	5.17		ug/L		103	74 - 122
p-Isopropyltoluene	5.00	5.17		ug/L		103	80 - 120
sec-Butylbenzene	5.00	5.05		ug/L		101	80 - 120
t-Amyl methyl ether	5.00	5.18		ug/L		104	65 - 125
t-Butyl alcohol	50.0	39.4		ug/L		79	62 - 138
tert-Butylbenzene	5.00	4.81		ug/L		96	79 - 120
trans-1,4-Dichloro-2-butene	25.0	19.7		ug/L		79	10 - 172

Method: 8260C LL - Volatile Organic Compounds by GC/MS (Continued)

Lab Sample ID: LCS 410-455035/4
Matrix: Water
Analysis Batch: 455035

Client Sample ID: Lab Control Sample
Prep Type: Total/NA

Surrogate	LCS %Recovery	LCS Qualifier	Limits
1,2-Dichloroethane-d4 (Surr)	95		80 - 120
Dibromofluoromethane (Surr)	98		80 - 120
4-Bromofluorobenzene (Surr)	100		80 - 120
Toluene-d8 (Surr)	96		80 - 120

Method: 8015D - Gasoline Range Organics (GRO) (GC)

Lab Sample ID: MB 410-453615/5
Matrix: Water
Analysis Batch: 453615

Client Sample ID: Method Blank
Prep Type: Total/NA

Analyte	MB Result	MB Qualifier	RL	MDL	Unit	D	Prepared	Analyzed	Dil Fac
GRO (1C)	ND		0.050	0.023	mg/L			12/13/23 17:14	1

Surrogate	MB %Recovery	MB Qualifier	Limits	Prepared	Analyzed	Dil Fac
a,a,a-Trifluorotoluene (fid) (1C)	103		63 - 135		12/13/23 17:14	1

Lab Sample ID: LCS 410-453615/6
Matrix: Water
Analysis Batch: 453615

Client Sample ID: Lab Control Sample
Prep Type: Total/NA

Analyte			Spike Added	LCS Result	LCS Qualifier	Unit	D	%Rec	%Rec Limits		
GRO (1C)			1.10	1.12		mg/L		102	70 - 123		

Surrogate	LCS %Recovery	LCS Qualifier	Limits
a,a,a-Trifluorotoluene (fid) (1C)	94		63 - 135

Lab Sample ID: LCSD 410-453615/7
Matrix: Water
Analysis Batch: 453615

Client Sample ID: Lab Control Sample Dup
Prep Type: Total/NA

Analyte			Spike Added	LCSD Result	LCSD Qualifier	Unit	D	%Rec	%Rec Limits	RPD	RPD Limit
GRO (1C)			1.10	1.13		mg/L		102	70 - 123	1	30

Surrogate	LCSD %Recovery	LCSD Qualifier	Limits
a,a,a-Trifluorotoluene (fid) (1C)	95		63 - 135

Method: 8015D - Diesel Range Organics (DRO) (GC)

Lab Sample ID: MB 410-455683/1-A
Matrix: Water
Analysis Batch: 456037

Client Sample ID: Method Blank
Prep Type: Total/NA
Prep Batch: 455683

Analyte	MB Result	MB Qualifier	RL	MDL	Unit	D	Prepared	Analyzed	Dil Fac
DRO (C10-C28)	ND		110	57	ug/L		12/19/23 08:50	12/19/23 22:53	1

Surrogate	MB %Recovery	MB Qualifier	Limits	Prepared	Analyzed	Dil Fac
o- terphenyl (Surr)	127		37 - 153	12/19/23 08:50	12/19/23 22:53	1

Method: 8015D - Diesel Range Organics (DRO) (GC)

Lab Sample ID: LCS 410-455683/2-A — **Client Sample ID: Lab Control Sample**
Matrix: Water — **Prep Type: Total/NA**
Analysis Batch: 456037 — **Prep Batch: 455683**

Analyte			Spike Added	LCS Result	LCS Qualifier	Unit	D	%Rec	%Rec Limits		
DRO (C10-C28)			2730	2530		ug/L		92	78 - 133		

Surrogate	*LCS %Recovery*	*LCS Qualifier*	*Limits*
o- terphenyl (Surr)	*109*		*37 - 153*

Lab Sample ID: LCSD 410-455683/3-A — **Client Sample ID: Lab Control Sample Dup**
Matrix: Water — **Prep Type: Total/NA**
Analysis Batch: 456037 — **Prep Batch: 455683**

Analyte			Spike Added	LCSD Result	LCSD Qualifier	Unit	D	%Rec	%Rec Limits	RPD	RPD Limit
DRO (C10-C28)			2670	2590		ug/L		97	78 - 133	3	20

Surrogate	*LCSD %Recovery*	*LCSD Qualifier*	*Limits*
o- terphenyl (Surr)	*109*		*37 - 153*

QC Association Summary

Client: Groundwater & Environmental Services Inc
Project/Site: High's Store No 141

Job ID: 410-154218-1

GC/MS VOA

Analysis Batch: 455035

Lab Sample ID	Client Sample ID	Prep Type	Matrix	Method	Prep Batch
410-154218-1	MW-16A	Total/NA	Water	8260C LL	
410-154218-2	MW-16B	Total/NA	Water	8260C LL	
410-154218-3	MW-18B	Total/NA	Water	8260C LL	
410-154218-3 - DL	MW-18B	Total/NA	Water	8260C LL	
MB 410-455035/6	Method Blank	Total/NA	Water	8260C LL	
LCS 410-455035/4	Lab Control Sample	Total/NA	Water	8260C LL	

GC VOA

Analysis Batch: 453615

Lab Sample ID	Client Sample ID	Prep Type	Matrix	Method	Prep Batch
410-154218-1	MW-16A	Total/NA	Water	8015D	
410-154218-2	MW-16B	Total/NA	Water	8015D	
410-154218-3	MW-18B	Total/NA	Water	8015D	
MB 410-453615/5	Method Blank	Total/NA	Water	8015D	
LCS 410-453615/6	Lab Control Sample	Total/NA	Water	8015D	
LCSD 410-453615/7	Lab Control Sample Dup	Total/NA	Water	8015D	

GC Semi VOA

Prep Batch: 455683

Lab Sample ID	Client Sample ID	Prep Type	Matrix	Method	Prep Batch
410-154218-1	MW-16A	Total/NA	Water	3511	
410-154218-2	MW-16B	Total/NA	Water	3511	
410-154218-3	MW-18B	Total/NA	Water	3511	
MB 410-455683/1-A	Method Blank	Total/NA	Water	3511	
LCS 410-455683/2-A	Lab Control Sample	Total/NA	Water	3511	
LCSD 410-455683/3-A	Lab Control Sample Dup	Total/NA	Water	3511	

Analysis Batch: 456037

Lab Sample ID	Client Sample ID	Prep Type	Matrix	Method	Prep Batch
410-154218-1	MW-16A	Total/NA	Water	8015D	455683
410-154218-2	MW-16B	Total/NA	Water	8015D	455683
410-154218-3	MW-18B	Total/NA	Water	8015D	455683
MB 410-455683/1-A	Method Blank	Total/NA	Water	8015D	455683
LCS 410-455683/2-A	Lab Control Sample	Total/NA	Water	8015D	455683
LCSD 410-455683/3-A	Lab Control Sample Dup	Total/NA	Water	8015D	455683

Lab Chronicle

Client: Groundwater & Environmental Services Inc
Project/Site: High's Store No 141

Job ID: 410-154218-1

Client Sample ID: MW-16A

Lab Sample ID: 410-154218-1

Date Collected: 12/08/23 11:35
Matrix: Water
Date Received: 12/11/23 18:18

Prep Type	Batch Type	Batch Method	Run	Dilution Factor	Batch Number	Analyst	Lab	Prepared or Analyzed
Total/NA	Analysis	8260C LL		1	455035	JS6E	ELLE	12/17/23 23:42
Total/NA	Analysis	8015D		1	453615	SE8S	ELLE	12/14/23 03:30
Total/NA	Prep	3511			455683	UMAD	ELLE	12/19/23 08:50
Total/NA	Analysis	8015D		1	456037	UHEW	ELLE	12/20/23 00:05

Client Sample ID: MW-16B

Lab Sample ID: 410-154218-2

Date Collected: 12/08/23 10:25
Matrix: Water
Date Received: 12/11/23 18:18

Prep Type	Batch Type	Batch Method	Run	Dilution Factor	Batch Number	Analyst	Lab	Prepared or Analyzed
Total/NA	Analysis	8260C LL		1	455035	JS6E	ELLE	12/18/23 00:04
Total/NA	Analysis	8015D		1	453615	SE8S	ELLE	12/14/23 03:56
Total/NA	Prep	3511			455683	UMAD	ELLE	12/19/23 08:50
Total/NA	Analysis	8015D		1	456037	UHEW	ELLE	12/20/23 00:29

Client Sample ID: MW-18B

Lab Sample ID: 410-154218-3

Date Collected: 12/08/23 13:05
Matrix: Water
Date Received: 12/11/23 18:18

Prep Type	Batch Type	Batch Method	Run	Dilution Factor	Batch Number	Analyst	Lab	Prepared or Analyzed
Total/NA	Analysis	8260C LL		1	455035	JS6E	ELLE	12/18/23 00:48
Total/NA	Analysis	8260C LL	DL	10	455035	JS6E	ELLE	12/18/23 01:11
Total/NA	Analysis	8015D		1	453615	SE8S	ELLE	12/14/23 04:22
Total/NA	Prep	3511			455683	UMAD	ELLE	12/19/23 08:50
Total/NA	Analysis	8015D		1	456037	UHEW	ELLE	12/20/23 00:53

Laboratory References:

ELLE = Eurofins Lancaster Laboratories Environment Testing, LLC, 2425 New Holland Pike, Lancaster, PA 17601, TEL (717)656-2300

Accreditation/Certification Summary

Client: Groundwater & Environmental Services Inc
Job ID: 410-154218-1
Project/Site: High's Store No 141

Laboratory: Eurofins Lancaster Laboratories Environment Testing, LLC

Unless otherwise noted, all analytes for this laboratory were covered under each accreditation/certification below.

Authority	Program	Identification Number	Expiration Date
Maryland	State	100	06-30-24

The following analytes are included in this report, but the laboratory is not certified by the governing authority. This list may include analytes for which the agency does not offer certification.

Analysis Method	Prep Method	Matrix	Analyte
8015D		Water	GRO (1C)
8015D	3511	Water	DRO (C10-C28)
8260C LL		Water	1,1,1,2-Tetrachloroethane
8260C LL		Water	1,1,1-Trichloroethane
8260C LL		Water	1,1,2,2-Tetrachloroethane
8260C LL		Water	1,1,2-Trichloroethane
8260C LL		Water	1,1-Dichloroethane
8260C LL		Water	1,1-Dichloroethene
8260C LL		Water	1,1-Dichloropropene
8260C LL		Water	1,2,3-Trichlorobenzene
8260C LL		Water	1,2,3-Trichloropropane
8260C LL		Water	1,2,4-Trichlorobenzene
8260C LL		Water	1,2,4-Trimethylbenzene
8260C LL		Water	1,2-Dibromo-3-Chloropropane
8260C LL		Water	1,2-Dibromoethane
8260C LL		Water	1,2-Dichlorobenzene
8260C LL		Water	1,2-Dichloroethane
8260C LL		Water	1,2-Dichloropropane
8260C LL		Water	1,3,5-Trimethylbenzene
8260C LL		Water	1,3-Dichlorobenzene
8260C LL		Water	1,3-Dichloropropane
8260C LL		Water	1,4-Dichlorobenzene
8260C LL		Water	2,2-Dichloropropane
8260C LL		Water	2-Chlorotoluene
8260C LL		Water	4-Chlorotoluene
8260C LL		Water	Acrylonitrile
8260C LL		Water	Benzene
8260C LL		Water	Bromobenzene
8260C LL		Water	Bromochloromethane
8260C LL		Water	Bromodichloromethane
8260C LL		Water	Bromoform
8260C LL		Water	Bromomethane
8260C LL		Water	Carbon disulfide
8260C LL		Water	Chlorobenzene
8260C LL		Water	Chloroethane
8260C LL		Water	Chloroform
8260C LL		Water	Chloromethane
8260C LL		Water	cis-1,2-Dichloroethene
8260C LL		Water	cis-1,3-Dichloropropene
8260C LL		Water	Dibromochloromethane
8260C LL		Water	Dibromomethane
8260C LL		Water	Dichlorodifluoromethane
8260C LL		Water	di-Isopropyl ether
8260C LL		Water	Ethyl t-butyl ether
8260C LL		Water	Ethylbenzene

Laboratory: Eurofins Lancaster Laboratories Environment Testing, LLC (Continued)

Unless otherwise noted, all analytes for this laboratory were covered under each accreditation/certification below.

Authority	Program	Identification Number	Expiration Date

The following analytes are included in this report, but the laboratory is not certified by the governing authority. This list may include analytes for which the agency does not offer certification.

Analysis Method	Prep Method	Matrix	Analyte
8260C LL		Water	Hexachlorobutadiene
8260C LL		Water	Isopropylbenzene
8260C LL		Water	Methyl tertiary butyl ether
8260C LL		Water	Methylene Chloride
8260C LL		Water	Naphthalene
8260C LL		Water	n-Butylbenzene
8260C LL		Water	N-Propylbenzene
8260C LL		Water	p-Isopropyltoluene
8260C LL		Water	sec-Butylbenzene
8260C LL		Water	Styrene
8260C LL		Water	t-Amyl methyl ether
8260C LL		Water	t-Butyl alcohol
8260C LL		Water	tert-Butylbenzene
8260C LL		Water	Tetrachloroethene
8260C LL		Water	Toluene
8260C LL		Water	trans-1,2-Dichloroethene
8260C LL		Water	trans-1,3-Dichloropropene
8260C LL		Water	trans-1,4-Dichloro-2-butene
8260C LL		Water	Trichloroethene
8260C LL		Water	Trichlorofluoromethane
8260C LL		Water	Vinyl chloride
8260C LL		Water	Xylenes, Total

Method Summary

Client: Groundwater & Environmental Services Inc
Project/Site: High's Store No 141

Job ID: 410-154218-1

Method	Method Description	Protocol	Laboratory
8260C LL	Volatile Organic Compounds by GC/MS	SW846	ELLE
8015D	Gasoline Range Organics (GRO) (GC)	SW846	ELLE
8015D	Diesel Range Organics (DRO) (GC)	SW846	ELLE
3511	Microextraction of Organic Compounds	SW846	ELLE
5030B	Purge and Trap	SW846	ELLE
5030C	Purge and Trap	SW846	ELLE

Protocol References:

SW846 = "Test Methods For Evaluating Solid Waste, Physical/Chemical Methods", Third Edition, November 1986 And Its Updates.

Laboratory References:

ELLE = Eurofins Lancaster Laboratories Environment Testing, LLC, 2425 New Holland Pike, Lancaster, PA 17601, TEL (717)656-2300

Sample Summary

Client: Groundwater & Environmental Services Inc
Project/Site: High's Store No 141

Job ID: 410-154218-1

Lab Sample ID	Client Sample ID	Matrix	Collected	Received
410-154218-1	MW-16A	Water	12/08/23 11:35	12/11/23 18:18
410-154218-2	MW-16B	Water	12/08/23 10:25	12/11/23 18:18
410-154218-3	MW-18B	Water	12/08/23 13:05	12/11/23 18:18

410-154218 Chain of Custody

Environmental Analysis Request/Chain of Custody

Environmental

Acct. # _____ Group # _____ Sample # _____

Client:	Groundwater & Env. Services, Inc.
Project Name/#:	High's Store No. 141
Site ID #:	
Project Manager:	Peter Reichardt
P.O. #:	0403465/06/206
Sampler:	Jordan Salley
PWSID #:	
Phone #:	800-220-3606 x 3726
Quote #:	
State where sample(s) were collected:	19200 Middletown Rd, Parkton, MD

Matrix: Sediment ☐ Ground ☑ Surface ☐ Soil ☐ Potable ☐ NPDES ☐ Water ☐ Other:

Analyses Requested / Preservation Codes

Sample Identification	Collection Date	Collection Time	Grab	Composite	Total # of Containers	Full Suite VOCs plus oxygenates and Napthalene (8260)	TPH-GRO (8015B)	TPH-DRO (8015B)	Remarks
						H	H	H	
MW-16A	12.8.23	11:35	X		7	X	X	X	EQEDD file name:
MW-16B	12.8.23	10:25	X		7	X	X	X	High's Store No 141-
MW-18B	12.8.23	13:05	X		7	X	X	X	lab report #.17962.
									EQEDD.zip
									Send invoice to:
									ges-invoices@
									gesonline.com &
									include PO #

For Lab Use Only
SF #: _____
SCR #: _____

Preservation Codes
H = HCl T = Thiosulfate
N = HNO_3 B = NaOH
S = H_2SO_4 P = H_3PO_4
O = Other

Turnaround Time Requested (TAT) (please check): Standard ☑ Rush ☐
(Rush TAT is subject to laboratory approval and surcharges.)

Date results are needed:

Rush results requested by (please check): E-Mail ☑ Phone ☐

E-mail Address: midatlantic@gesonline.com & ges@equisonline.com

Phone:

Data Package Options (please check if required)

Type I (Validation/non-CLP) ☐ MA MCP ☐
Type III (Reduced non-CLP) ☐ CT RCP ☐
Type VI (Raw Data Only) ☐ TX TRRP-13 ☐
NYSDEC Category ☐ A or ☐ B

EDD Required? Yes ☑ No ☐ If yes, format: GES EQEDD
EQEDD Name: High's Store No 141-lab report #.17962.EQEDD.zip

Relinquished by:	Date	Time	Received by:	Date	Time
[signature]	12.8.23	14:50	Denise Woodly	12-8-23	14:50
Denise Woodly	12-11-23	1155	[signature] 11:55	12/11/23	11:55
[signature]	12/11/23	18:18			
				12/11/23	1898

Relinquished by Commercial Carrier:
UPS _____ FedEx _____ Other _____

Temperature upon receipt 1.0/0.8 °C

Eurofins Lancaster Laboratories Environmental, LLC • 2425 New Holland Pike, Lancaster, PA 17601 • 717-656-2300

7045 0614

Login Sample Receipt Checklist

Client: Groundwater & Environmental Services Inc

Job Number: 410-154218-1

Login Number: 154218
List Number: 1
Creator: Wrye, Shaun

List Source: Eurofins Lancaster Laboratories Environment Testing, LLC

Question	Answer	Comment
The cooler's custody seal is intact.	N/A	
The cooler or samples do not appear to have been compromised or tampered with.	True	
Samples were received on ice.	True	
Cooler Temperature acceptable,where thermal pres is required(</=6C, not frozen).	True	
Cooler Temperature is recorded.	True	
WV:Container Temp acceptable,where thermal pres is required (</=6C, not frozen).	N/A	
WV: Container Temperature is recorded.	N/A	
COC is present.	True	
COC is filled out in ink and legible.	True	
COC is filled out with all pertinent information.	True	
There are no discrepancies between the containers received and the COC.	True	
Sample containers have legible labels.	True	
Containers are not broken or leaking.	True	
Sample collection date/times are provided.	True	
Appropriate sample containers are used.	True	
Sample bottles are completely filled.	True	
There is sufficient vol. for all requested analyses.	True	
Is the Field Sampler's name present on COC?	True	
Sample custody seals are intact.	N/A	
VOA sample vials do not have headspace >6mm in diameter (none, if from WV)?	True	Headspace greater than 6mm in diameter in some but not all containers

APPENDIX C

Monitoring Well Sampling Data Sheets

GROUNDWATER SAMPLING/LIQUID LEVEL DATA SHEET

CLIENT/PROJECT: Carroll Wally's DATE: 2-5-24

ADDRESS/SITE NUMBER: 19200 Middletown Rd, Parkton, MD

GES PERSONNEL: J. Plummer WEATHER: Sunny 36°

WELL	DTW	DTP	TDW	Well Dia.	P	B	S	Vol	DO	pH	Temp °C	ORP	NTU	Cond.	Time	Comments
MW-1	39.42	—														
MW-2	38.88	—														
MW-3	39.65	—														
MW-4	39.68	—														
MW-5	39.27	—														
MW-5B	40.98	—														
MW-6	42.17	—														
MW-7A	44.70	—														
MW-7B	42.50	—														
MW-8A	41.92	—														
MW-8B	39.58	—														
MW-9A	42.98	—														
MW-9B	42.42	—														
MW-10A	39.03	—														
MW-10B	39.80	—														
MW-11A	46.31	—														
MW-11B	43.93	—														
MW-12B	45.51	—														
~~MW-13A~~																
~~MW-13B~~																
MW-14A	45.26	—														
MW-14B	44.09	—														
MW-15	48.83	—														
MW-16A	42.54	—														
MW-16B	43.18	—														
MW-17A	33.60	—														
MW-17B	33.47	—														

KEY: DTW = depth to water; DTP = depth to product; P = pump in well; B = bailer in well; S = sorbent sock in well; Vol = volume bailed (gallons)

Additional Comments:

Page _____ of _____

GROUNDWATER SAMPLING/LIQUID LEVEL DATA SHEET

CLIENT/PROJECT: Carroll Fuel - Wally's DATE: 2-5-24

ADDRESS/SITE NUMBER: 19200 Middletown Rd.

GES PERSONNEL: J. Plumma WEATHER: Sunny 36°

WELL	DTW	DTP	TDW	Well Dia.	P	B	S	Vol	DO	pH	Temp °C	ORP	NTU	Cond.	Time	Comments
MW8A	46.97	—														
16B	46.78	—														
19A	23.53	—														
19B	20.10	—														
20A	32.24	—														
20B	33.11	—														
21	38.90	—														
22	39.49	—														
23	— trunk —															
24B	39.96	—														
25B	42.48	—														
RW-1	— trunk —															
2	44.71	—														
3	44.41	—														
16BR	55.05	—														

KEY: DTW = depth to water; DTP = depth to product; P = pump in well; B = bailer in well; S = sorbent sock in well; Vol = volume bailed (gallons)

Additional Comments:

Groundwater Sampling Data Collection Sheet

Well ID:	MW-6	Site ID:	High's Store No. 141	Sample Date:	2/3/24
Initial DTW / Time:		Address:	19200 Middletown Rd		
Well Diameter:	2"	*Sample Method (cicle one)*	Parkton, MD		
Total Well Depth:		Low Flow	Sampling Tech(s): Jeff Plumpler		
Water Column Length:		Purge/sample	Weather Conditions: Sunny		
Pump Intake depth:		Grab/No Pruge	Air Temp (°F) = 43°		

Data Collection: Low Flow

Time	DTW	Temp (°C) ± 0.3 °C	Conductivity (mS/cm)C ± 3%	D.O. (mg/L) ± 10%	pH ± 0.1	ORP (mV) ± 10	Flow Rate (mL/min)	Cumulative Purge Volume	Appearance of Purge Water	Comment
1150	42.17	Just prior to lowering any equipment into well								
1200	42.10	After lowering equipment into the well & before turning on the pump								
1200	Purge Start Time									
1205	42.85	14.13	2.699	4.91	4.93	106.7	300 mL/min		clear	
1210	43.30	15.26	2.745	4.70	4.85	120.1	↓		↓	
1215	43.60	15.13	2.743	4.59	4.84	121.2				
1220	43.80	15.24	2.742	4.50	4.86	121.9				
1225	43.96	15.26	2.739	4.45	4.86	122.2	↓	2 gallons	↓	
1230	Sample Collection Time									
	Purge StopTime									

Data Collection: Purge and Sample / Grab Sampling

Time	DTW	pH	Conductivity (mS/cm)	D.O. (mg/L)	Temp (°C)	ORP (mV)	Flow Rate (mL/min)	Cumulative Purge Volume	Appearance of Purge Water	Method of Purging
		Just prior to lowering any equipment into well								
	Sample Collection Time		Note: Unless otherwise stated, field parameters collected during purge and sample or grab sampling were collected from the well with a sonde before purging or sampling.							

General Comment & Type of Equipment Used (pumps/YSI meter/ect./caibration info):

Stabilization is achieved when three successive readings are within
- ± 0.3 °C for temperature,
- ± 0.1 for pH,
- ± 3% for specific conductivity,
- ± 10 for reduction-oxidation potential
- ± 10% for dissolved oxygen

Purge Volumes:

2-inch diameter well:
0.16 gal./ft x _____ (linear feet of water) = gallons of water
4-inch diameter well:
0.65 gal./ft x _____ (linear feet of water) = gallons of water

Groundwater Sampling Data Collection Sheet

Well ID:	MW-2		Site ID:	High's Store No. 141	Sample Date: 2/5/24
Initial DTW / Time:			Address:	19200 Middletown Rd	
Well Diameter:	2"	*Sample Method (cicle one)*		Parkton, MD	
Total Well Depth:		Low Flow	Sampling Tech(s):	J. Plummer	
Water Column Length:		Purge/sample	Weather Conditions:	Sunny	
Pump Intake depth:		Grab/No Pruge	Air Temp (°F) =	43	

Data Collection: Low Flow

Time	DTW	Temp (°C)	Conductivity (mS/cm)	D.O. (mg/L)	pH	ORP (mV)	Flow Rate (mL/min)	Cumulative Purge Volume	Appearance of Purge Water	Comment
		± 0.3 °C	± 3%	± 10%	± 0.1	± 10				
1250	38.88	Just prior to lowering any equipment into well								
1300	38.70	After lowering equipment into the well & before turning on the pump								
1300	Purge Start Time									
1305	39.33	15.06	1.777	4.15	5.37	84.6	300 mL/min		clear	
1310	39.30	15.22	1.773	4.28	5.36	79.7				
1315	39.30	15.09	1.793	4.21	5.35	79.3				
1320	39.30	15.13	1.809	4.28	5.37	79.7				
1325	39.30	15.20	1.811	4.26	5.36	81.8		2 gallons		
1330	Sample Collection Time									
	Purge StopTime									

Data Collection: Purge and Sample / Grab Sampling

Time	DTW	pH	Conductivity (mS/cm)	D.O. (mg/L)	Temp (°C)	ORP (mV)	Flow Rate (mL/min)	Cumulative Purge Volume	Appearance of Purge Water	Method of Purging
		Just prior to lowering any equipment into well								
	Sample Collection Time	Note: Unless otherwise stated, field parameters collected during purge and sample or grab sampling were collected from the well with a sonde before purging or sampling.								

General Comment & Type of Equipment Used (pumps/YSI meter/ect./caibration info): _____

Stabilization is achieved when three successive readings are within
- ± 0.3 °C for temperature,
- ± 0.1 for pH,
- ± 3% for specific conductivity,
- ± 10 for reduction-oxidation potential
- ± 10% for dissolved oxygen

Purge Volumes:

2-inch diameter well:
0.16 gal./ft x _____ (linear feet of water) = gallons of water
4-inch diameter well:
0.65 gal./ft x _____ (linear feet of water) = gallons of water

Groundwater Sampling Data Collection Sheet

Well ID:	MW-1		Site ID:	High's Store No. 141	Sample Date: 2-5-24
Initial DTW / Time:			Address:	19200 Middletown Rd	
Well Diameter:	2"	*Sample Method (cicle one)*		Parkton, MD	
Total Well Depth:		Low Flow	Sampling Tech(s):	J. Plummer	
Water Column Length:		Purge/sample	Weather Conditions:	Sunny 45°	
Pump Intake depth:		Grab/No Pruge	Air Temp (°F) =		

Data Collection: Low Flow

Time	DTW	Temp (°C)	Conductivity (mS/cm)	D.O. (mg/L)	pH	ORP (mV)	Flow Rate (mL/min)	Cumulative Purge Volume	Appearance of Purge Water	Comment
		± 0.3 °C	± 3%	± 10%	± 0.1	± 10				
1355	39.42	Just prior to lowering any equipment into well								
1400	39.33	After lowering equipment into the well & before turning on the pump								
1400	Purge Start Time									
1405	39.93	15.01	3.905	4.30	5.03	84.4	300 ml/min		clear	
1410	39.90	15.29	3.872	4.16	5.02	84.3	↓		↓	
1415	39.90	15.28	3.863	4.09	5.04	85.2	↓		↓	
1420	39.90	15.30	3.893	4.32	5.02	93.1	↓		↓	
1425	39.90	15.48	3.893	4.07	5.02	101.5	↓	2 gallons	↓	
1430	Sample Collection Time									
	Purge StopTime									

Data Collection: Purge and Sample / Grab Sampling

Time	DTW	pH	Conductivity (mS/cm)	D.O. (mg/L)	Temp (°C)	ORP (mV)	Flow Rate (mL/min)	Cumulative Purge Volume	Appearance of Purge Water	Method of Purging
		Just prior to lowering any equipment into well								
	Sample Collection Time	Note: Unless otherwise stated, field parameters collected during purge and sample or grab sampling were collected from the well with a sonde before purging or sampling.								

General Comment & Type of Equipment Used (pumps/YSI meter/ect./caibration info): _____

Stabilization is achieved when three successive readings are within
- ± 0.3 °C for temperature,
- ± 0.1 for pH,
- ± 3% for specific conductivity,
- ± 10 for reduction-oxidation potential
- ± 10% for dissolved oxygen

Purge Volumes:

2-inch diameter well:
0.16 gal./ft x _____ (linear feet of water) = gallons of water
4-inch diameter well:
0.65 gal./ft x _____ (linear feet of water) = gallons of water

Groundwater Sampling Data Collection Sheet

Well ID:	MW-4		Site ID:	High's Store No. 141	Sample Date: 2-5-24
Initial DTW / Time:			Address:	19200 Middletown Rd	
Well Diameter:	2"	*Sample Method (cicle one)*		Parkton, MD	
Total Well Depth:		Low Flow	Sampling Tech(s):	J. Plummer	
Water Column Length:		Purge/sample	Weather Conditions:	Sunny 45°	
Pump Intake depth:		Grab/No Pruge	Air Temp (°F) =		

Data Collection: Low Flow

Time	DTW	Temp (°C)	Conductivity (mS/cm)	D.O. (mg/L)	pH	ORP (mV)	Flow Rate (mL/min)	Cumulative Purge Volume	Appearance of Purge Water	Comment
		± 0.3 °C	± 3%	± 10%	± 0.1	± 10				
1450	39.68	Just prior to lowering any equipment into well								
1455	39.43	After lowering equipment into the well & before turning on the pump								
1455	Purge Start Time									
1500	40.40	15.71	3.452	2.53	5.50	46.6	500 mL/min		cloudy	
1505	41.60	15.31	3.463	2.19	5.53	66.5			cloudy	
1510	42.02	15.12	3.695	1.94	5.55	59.9			clear	
1515	42.14	14.93	4.104	1.61	5.57	56.0				
1520	42.15	14.87	4.310	1.53	5.58	52.5				
1525	42.16	14.89	4.430	1.49	5.57	53.5				
1530	42.18	14.87	4.541	1.60	5.58	58.6				
1535	42.20	15.05	4.625	1.60	5.57	64.5		3 gallons		
1540	Sample Collection Time									
	Purge StopTime									

Data Collection: Purge and Sample / Grab Sampling

Time	DTW	pH	Conductivity (mS/cm)	D.O. (mg/L)	Temp (°C)	ORP (mV)	Flow Rate (mL/min)	Cumulative Purge Volume	Appearance of Purge Water	Method of Purging
		Just prior to lowering any equipment into well								
	Sample Collection Time			Note: Unless otherwise stated, field parameters collected during purge and sample or grab sampling were collected from the well with a sonde before purging or sampling.						

General Comment & Type of Equipment Used (pumps/YSI meter/ect./caibration info):

Stabilization is achieved when three successive readings are within
- ± 0.3 °C for temperature,
- ± 0.1 for pH,
- ± 3% for specific conductivity,
- ± 10 for reduction-oxidation potential
- ± 10% for dissolved oxygen

Purge Volumes:

2-inch diameter well:
0.16 gal./ft x _____ (linear feet of water) = gallons of water
4-inch diameter well:
0.65 gal./ft x _____ (linear feet of water) = gallons of water

INSTRUMENT CALIBRATION REPORT

Pine Environmental Services LLC
797 Cromwell Park Dr.
Suite Q
Glen Burnie, MD 21061

Pine Environmental Services, Inc.

Instrument ID 17598
Description YSI 556
Calibrated 2/1/2024 12:07:07PM

Manufacturer YSI
Model Number 556
Serial Number/ Lot Number 10M100151
Location Maryland
Department

State Certified
Status Pass
Temp °C 22
Humidity % 28

Calibration Specifications

Group # 1
Group Name PH
Stated Accy Pct of Reading
Range Acc % 0.0000
Reading Acc % 3.0000
Plus/Minus 0.00

Nom In Val / In Val	In Type	Out Val	Out Type	Fnd As	Lft As	Dev%	Pass/Fail
7.00 / 7.00	PH	7.00	PH	7.25	7.00	0.00%	Pass
4.00 / 4.00	PH	4.00	PH	4.27	4.00	0.00%	Pass
10.00 / 10.00	PH	10.00	PH	10.23	10.00	0.00%	Pass

Group # 2
Group Name Conductivity
Stated Accy Pct of Reading
Range Acc % 0.0000
Reading Acc % 3.0000
Plus/Minus 0.000

Nom In Val / In Val	In Type	Out Val	Out Type	Fnd As	Lft As	Dev%	Pass/Fail
1.413 / 1.413	ms/cm	1.413	ms/cm	1.294	1.413	0.00%	Pass

Group # 3
Group Name Redox (ORP)
Stated Accy Pct of Reading
Range Acc % 0.0000
Reading Acc % 3.0000
Plus/Minus 0.00

Nom In Val / In Val	In Type	Out Val	Out Type	Fnd As	Lft As	Dev%	Pass/Fail
240.00 / 240.00	mv	240.00	mv	215.90	240.00	0.00%	Pass

Group # 4
Group Name Disolved Oxygen Span
Stated Accy Pct of Reading
Range Acc % 0.0000
Reading Acc % 3.0000
Plus/Minus 0.00

Nom In Val / In Val	In Type	Out Val	Out Type	Fnd As	Lft As	Dev%	Pass/Fail
100.00 / 100.00	%	100.00	%	105.40	100.00	0.00%	Pass

INSTRUMENT CALIBRATION REPORT

Pine Environmental Services LLC
797 Cromwell Park Dr.
Suite Q
Glen Burnie, MD 21061

Pine Environmental Services, Inc.

Instrument ID 17598
Description YSI 556
Calibrated 2/1/2024 12:07:07PM

Test Instruments Used During the Calibration

Test Standard ID	Description	Manufacturer	Model Number	Serial Number / Lot Number	(As Of Cal Entry Date) Last Cal Date/ Opened Date	Next Cal Date / Expiration Date
MD COND 1.413 3GB1006	MD Conductivity Standard 1.413ms/cm	Pine Environmental Services, Inc.	31986	3GB1006	5/1/2023	2/28/2024
MD PH10 2GD857	MD PH10 2GD857	Pine Environmental Services, Inc.	32034	2GD857		4/30/2024
MD PH4 3GB1049	MD PH4 3GB1049	Pine Environmental Services, Inc.	32017	3GB1049		2/28/2025
MD PH7 2GI0389	MD PH7 2GI0389	Pine Environmental Services, Inc.	32025	3GI0389	12/20/2024	9/30/2025

Notes about this calibration

Calibration Result Calibration Successful
Who Calibrated Chuck Wallace

All instruments are calibrated by Pine Environmental Services LLC according to the manufacturer's specifications, but it is the customer's responsibility to calibrate and maintain this unit in accordance with the manufacturer's specifications and/or the customer's own specific needs.

Notify Pine Environmental Services LLC of any defect within 24 hours of receipt of equipment
Please call 800-301-9663 for Technical Assistance

Client/Site: Carroll Wally's

NAME: Jeff Plummer
DATE: 2-6-24
COMPANY: GES

Potable Sampling Log

Address	Who granted access / Access letter Signed	Flush Location	Flush initiation time	Flush length (mins)	EFF (time)	MID (time)	INF / Non POET (time)	Totalizer Reading (gals)	Non POET Sample Location / General Notes
~~1608~~ Rayville	Ms. Martin	Utility Sink	0900	10	0910	0915	0920	210655	Confirmed POET online.
1606 Rayville									
FINAL CHECK LIST:	Access Letters: [ ] DUPLICATE: [ ]		TRIP BLANK: [ ] TOTALIZER READINGS [ ]				NOTES:		

L:\Projects\Carroll Fuel\Active\MD_Madonna _4101 Norrisville Rd_Highs\Project Management\Field Work Orders\Madonna Residential Sample Log.xls

GES

Groundwater Sampling Data Collection Sheet

Well ID:	MW-20A		Site ID:	High's Store No. 141	Sample Date: 2-6-24
Initial DTW / Time:			Address:	19200 Middletown Rd	
Well Diameter:	6"	*Sample Method (cicle one)*		Parkton, MD	
Total Well Depth:		Low Flow	Sampling Tech(s):	Jeff Plummer	
Water Column Length:		Purge/sample	Weather Conditions:	Sunny	
Pump Intake depth:		Grab/No Pruge	Air Temp (°F) =	35°	

Data Collection: Low Flow

Time	DTW	Temp (°C) ± 0.3 °C	Conductivity (mS/cm) ± 3%	D.O. (mg/L) ± 10%	pH ± 0.1	ORP (mV) ± 10	Flow Rate (mL/min)	Cumulative Purge Volume	Appearance of Purge Water	Comment
1015	32.24	Just prior to lowering any equipment into well								
1020	32.24	After lowering equipment into the well & before turning on the pump								
1020	Purge Start Time									
1025	32.24	11.78	0.841	6.49	7.39	-67.9	500ml/min		clear	
1030	32.24	12.48	0.838	6.40	7.36	-63.8	↓		↓	
1035	32.24	12.61	0.840	6.40	7.35	-58.9				
1040	32.24	12.67	0.838	6.38	7.34	-55.0				
1045	32.24	12.69	0.835	6.59	7.33	-50.9	✓	2gallons	✓	
1050	Sample Collection Time									
	Purge StopTime									

Data Collection: Purge and Sample / Grab Sampling

Time	DTW	pH	Conductivity (mS/cm)	D.O. (mg/L)	Temp (°C)	ORP (mV)	Flow Rate (mL/min)	Cumulative Purge Volume	Appearance of Purge Water	Method of Purging
		Just prior to lowering any equipment into well								
	Sample Collection Time		Note: Unless otherwise stated, field parameters collected during purge and sample or grab sampling were collected from the well with a sonde before purging or sampling.							

General Comment & Type of Equipment Used (pumps/YSI meter/ect./caibration info):

Stabilization is achieved when three successive readings are within
- ± 0.3 °C for temperature,
- ± 0.1 for pH,
- ± 3% for specific conductivity,
- ± 10 for reduction-oxidation potential
- ± 10% for dissolved oxygen

Purge Volumes:

2-inch diameter well:
0.16 gal./ft x _____ (linear feet of water) = gallons of water
4-inch diameter well:
0.65 gal./ft x _____ (linear feet of water) = gallons of water

Groundwater Sampling Data Collection Sheet

Well ID:	MW-11B	Site ID:	High's Store No. 141	Sample Date:	2-6-24
Initial DTW / Time:		Address:	19200 Middletown Rd		
Well Diameter:	6"	*Sample Method (cicle one)*	Parkton, MD		
Total Well Depth:		Low Flow	Sampling Tech(s): J. Plummer		
Water Column Length:		Purge/sample	Weather Conditions: Sunny 37°		
Pump Intake depth:		Grab/No Pruge	Air Temp (°F) =		

Data Collection: Low Flow

Time	DTW	Temp (°C)	Conductivity (mS/cm)	D.O. (mg/L)	pH	ORP (mV)	Flow Rate (mL/min)	Cumulative Purge Volume	Appearance of Purge Water	Comment
		± 0.3 °C	± 3%	± 10%	± 0.1	± 10				
1105	43.43	Just prior to lowering any equipment into well								
1115	43.75	After lowering equipment into the well & before turning on the pump								
1115	Purge Start Time									
1120	44.30	12.28	2.128	0.68	7.60	-89.8	300 ml/min		clear	
1125	44.40	12.77	2.264	0.31	7.60	-96.6	↓		↓	
1130	44.50	12.79	2.344	0.29	7.61	-96.8				
1135	44.61	12.77	2.367	0.27	7.61	-97.7				
1140	44.72	12.92	2.369	0.27	7.61	-97.1				
1145	44.84	13.05	2.371	0.27	7.60	-89.6	↓	2 1/4 gallons	↓	
1150	Sample Collection Time									
	Purge StopTime									

Data Collection: Purge and Sample / Grab Sampling

Time	DTW	pH	Conductivity (mS/cm)	D.O. (mg/L)	Temp (°C)	ORP (mV)	Flow Rate (mL/min)	Cumulative Purge Volume	Appearance of Purge Water	Method of Purging
		Just prior to lowering any equipment into well								
	Sample Collection Time	Note: Unless otherwise stated, field parameters collected during purge and sample or grab sampling were collected from the well with a sonde before purging or sampling.								

General Comment & Type of Equipment Used (pumps/YSI meter/ect./caibration info):

Stabilization is achieved when three successive readings are within
- ± 0.3 °C for temperature,
- ± 0.1 for pH,
- ± 3% for specific conductivity,
- ± 10 for reduction-oxidation potential
- ± 10% for dissolved oxygen

Purge Volumes:

2-inch diameter well:
0.16 gal./ft x _____ (linear feet of water) = gallons of water
4-inch diameter well:
0.65 gal./ft x _____ (linear feet of water) = gallons of water

Groundwater Sampling Data Collection Sheet

Well ID:	MW-17B	Site ID:	High's Store No. 141	Sample Date: 2-6-24
Initial DTW / Time:		Address:	19200 Middletown Rd	
Well Diameter:	6"	*Sample Method (cicle one)*	Parkton, MD	
Total Well Depth:		Low Flow	Sampling Tech(s): J. Plummer	
Water Column Length:		Purge/sample	Weather Conditions: Sunny 40°	
Pump Intake depth:		Grab/No Pruge	Air Temp (°F) =	

Data Collection: Low Flow

Time	DTW	Temp (°C) ± 0.3 °C	Conductivity (mS/cm) ± 3%	D.O. (mg/L) ± 10%	pH ± 0.1	ORP (mV) ± 10	Flow Rate (mL/min)	Cumulative Purge Volume	Appearance of Purge Water	Comment
1205	33.47	Just prior to lowering any equipment into well								
1215	33.25	After lowering equipment into the well & before turning on the pump								
1215	Purge Start Time									
1220	33.67	12.89	0.872	1.12	7.69	-121.1	300 mL/min		Clear	
1225	33.80	12.82	0.849	0.32	7.69	-136.9	↓		↓	
1230	33.93	12.89	0.865	0.23	7.72	-141.2				
1235	34.06	12.57	0.869	0.21	7.73	-143.3				
1240	34.20	12.76	0.868	0.20	7.72	-146.7				
1245	34.33	12.76	0.869	0.18	7.74	-146.7	↓	2 1/4 gallons	↓	
1250	Sample Collection Time									
	Purge StopTime									

Data Collection: Purge and Sample / Grab Sampling

Time	DTW	pH	Conductivity (mS/cm)	D.O. (mg/L)	Temp (°C)	ORP (mV)	Flow Rate (mL/min)	Cumulative Purge Volume	Appearance of Purge Water	Method of Purging
		Just prior to lowering any equipment into well								
	Sample Collection Time			Note: Unless otherwise stated, field parameters collected during purge and sample or grab sampling were collected from the well with a sonde before purging or sampling.						

General Comment & Type of Equipment Used (pumps/YSI meter/ect./caibration info):

Stabilization is achieved when three successive readings are within
- ± 0.3 °C for temperature,
- ± 0.1 for pH,
- ± 3% for specific conductivity,
- ± 10 for reduction-oxidation potential
- ± 10% for dissolved oxygen

Purge Volumes:

2-inch diameter well:
0.16 gal./ft x _____ (linear feet of water) = gallons of water
4-inch diameter well:
0.65 gal./ft x _____ (linear feet of water) = gallons of water

Groundwater Sampling Data Collection Sheet

Well ID:	MW-10A	Site ID:	High's Store No. 141	Sample Date:	2-6-24
Initial DTW / Time:		Address:	19200 Middletown Rd		
Well Diameter:	6"	Sample Method (cicle one)	Parkton, MD		
Total Well Depth:		Low Flow	Sampling Tech(s): J. Plummer		
Water Column Length:		Purge/sample	Weather Conditions: Sunny 40°		
Pump Intake depth:		Grab/No Pruge	Air Temp (°F) =		

Data Collection: Low Flow

Time	DTW	Temp (°C)	Conductivity (mS/cm)	D.O. (mg/L)	pH	ORP (mV)	Flow Rate (mL/min)	Cumulative Purge Volume	Appearance of Purge Water	Comment
		± 0.3 °C	± 3%	± 10%	± 0.1	± 10				
1315	39.03	Just prior to lowering any equipment into well								
1320	38.95	After lowering equipment into the well & before turning on the pump								
1320	Purge Start Time									
1325	39.30	14.36	1.251	0.29	7.00	25.3	300 mL/min		-clear	
1330	39.40	14.85	1.278	0.24	7.00	17.3	↓		↓	
1335	39.50	14.94	1.284	0.22	7.00	8.8				
1340	39.60	14.96	1.282	0.20	6.98	2.3				
1345	39.70	15.00	1.281	0.22	6.99	-6.4	↓	2 gallons	↓	
1350	Sample Collection Time									
	Purge StopTime									

Data Collection: Purge and Sample / Grab Sampling

Time	DTW	pH	Conductivity (mS/cm)	D.O. (mg/L)	Temp (°C)	ORP (mV)	Flow Rate (mL/min)	Cumulative Purge Volume	Appearance of Purge Water	Method of Purging
		Just prior to lowering any equipment into well								
	Sample Collection Time			Note: Unless otherwise stated, field parameters collected during purge and sample or grab sampling were collected from the well with a sonde before purging or sampling.						

General Comment & Type of Equipment Used (pumps/YSI meter/ect./caibration info):

Stabilization is achieved when three successive readings are within
- ± 0.3 °C for temperature,
- ± 0.1 for pH,
- ± 3% for specific conductivity,
- ± 10 for reduction-oxidation potential
- ± 10% for dissolved oxygen

Purge Volumes:

2-inch diameter well:
0.16 gal./ft x _____ (linear feet of water) = gallons of water
4-inch diameter well:
0.65 gal./ft x _____ (linear feet of water) = gallons of water

Groundwater Sampling Data Collection Sheet

Well ID:	MW-10B	Site ID:	High's Store No. 141	Sample Date: 2-6-24	
Initial DTW / Time:		Address:	19200 Middletown Rd		
Well Diameter:	6"	*Sample Method (cicle one)*	Parkton, MD		
Total Well Depth:		Low Flow	Sampling Tech(s):	Jeff Plummer	
Water Column Length:		Purge/sample	Weather Conditions:		
Pump Intake depth:		Grab/No Pruge	Air Temp (°F) =	Sunny 40°	

Data Collection: Low Flow

Time	DTW	Temp (°C) ± 0.3 °C	Conductivity (mS/cm) ± 3%	D.O. (mg/L) ± 10%	pH ± 0.1	ORP (mV) ± 10	Flow Rate (mL/min)	Cumulative Purge Volume	Appearance of Purge Water	Comment
1410	39.90	Just prior to lowering any equipment into well								
1420	39.60	After lowering equipment into the well & before turning on the pump								
1420	Purge Start Time									
1425	39.95	14.05	0.588	0.10	7.80	-178.4	300 ml/min		clear	
1430	40.10	14.12	0.592	0.05	7.84	-177.2	↓		↓	
1435	40.25	14.04	0.586	0.05	7.85	-176.7				
1440	40.40	14.08	0.580	0.04	7.85	-179.2				
1445	40.56	14.18	0.574	0.03	7.86	-180.7	↓	2 gallons	↓	
1450	Sample Collection Time									
	Purge StopTime									

Data Collection: Purge and Sample / Grab Sampling

Time	DTW	pH	Conductivity (mS/cm)	D.O. (mg/L)	Temp (°C)	ORP (mV)	Flow Rate (mL/min)	Cumulative Purge Volume	Appearance of Purge Water	Method of Purging
		Just prior to lowering any equipment into well								
	Sample Collection Time			Note: Unless otherwise stated, field parameters collected during purge and sample or grab sampling were collected from the well with a sonde before purging or sampling.						

General Comment & Type of Equipment Used (pumps/YSI meter/ect./caibration info):

Stabilization is achieved when three successive readings are within
- ± 0.3 °C for temperature,
- ± 0.1 for pH,
- ± 3% for specific conductivity,
- ± 10 for reduction-oxidation potential
- ± 10% for dissolved oxygen

Purge Volumes:

2-inch diameter well:
0.16 gal./ft x _____ (linear feet of water) = gallons of water
4-inch diameter well:
0.65 gal./ft x _____ (linear feet of water) = gallons of water

Groundwater Sampling Data Collection Sheet

Well ID:	MW-148		Site ID:	High's Store No. 141	Sample Date: 2/7/24
Initial DTW / Time:			Address:	19200 Middletown Rd	
Well Diameter:	6"	*Sample Method (cicle one)*		Parkton, MD	
Total Well Depth:		Low Flow	Sampling Tech(s):	J. Plummer	
Water Column Length:		Purge/sample	Weather Conditions:	Sunny	
Pump Intake depth:		Grab/No Pruge	Air Temp (°F) =	37	

Data Collection: Low Flow

Time	DTW	Temp (°C) ± 0.3 °C	Conductivity (mS/cm) ± 3%	D.O. (mg/L) ± 10%	pH ± 0.1	ORP (mV) ± 10	Flow Rate (mL/min)	Cumulative Purge Volume	Appearance of Purge Water	Comment
1000	44.09	Just prior to lowering any equipment into well								
1010	43.93	After lowering equipment into the well & before turning on the pump								
1010	Purge Start Time									
1015	44.35	13.70	0.890	0.96	7.99	-84.1	300 mL/min		clear	
1020	44.50	13.78	0.943	0.84	8.01	-88.4	↓		↓	
1025	44.80	14.60	0.947	0.72	8.00	-90.4				
1030	45.00	14.71	0.947	0.69	8.00	-92.7				
1035	45.18	14.98	0.948	0.62	8.00	-94.3				
1040	45.35	14.84	0.948	0.58	8.00	-94.0	✓	2 1/4 gallons	✓	
1045	Sample Collection Time									
	Purge StopTime									

Data Collection: Purge and Sample / Grab Sampling

Time	DTW	pH	Conductivity (mS/cm)	D.O. (mg/L)	Temp (°C)	ORP (mV)	Flow Rate (mL/min)	Cumulative Purge Volume	Appearance of Purge Water	Method of Purging
		Just prior to lowering any equipment into well								
	Sample Collection Time			Note: Unless otherwise stated, field parameters collected during purge and sample or grab sampling were collected from the well with a sonde before purging or sampling.						

General Comment & Type of Equipment Used (pumps/YSI meter/ect./caibration info):

Stabilization is achieved when three successive readings are within
- ± 0.3 °C for temperature,
- ± 0.1 for pH,
- ± 3% for specific conductivity,
- ± 10 for reduction-oxidation potential
- ± 10% for dissolved oxygen

Purge Volumes:

2-inch diameter well:
0.16 gal./ft x _____ (linear feet of water) = gallons of water
4-inch diameter well:
0.65 gal./ft x _____ (linear feet of water) = gallons of water

Groundwater Sampling Data Collection Sheet

Well ID:	RW-1		Site ID:	Carroll - Wally's	Sample Date: 2/7/24
Initial DTW / Time:			Address:	19200 Middletown Rd	
Well Diameter:	6"	*Sample Method (cicle one)*		Parkton, MD	
Total Well Depth:		Low Flow	Sampling Tech(s):	J. Plummer	
Water Column Length:		Purge/sample	Weather Conditions:		
Pump Intake depth:		Grab/No Pruge	Air Temp (°F) =	Sunny 40°	

Data Collection: Low Flow

Time	DTW	Temp (°C)	Conductivity (mS/cm)	D.O. (mg/L)	pH	ORP (mV)	Flow Rate (mL/min)	Cumulative Purge Volume	Appearance of Purge Water	Comment
		± 0.3 °C	± 3%	± 10%	± 0.1	± 10				
1105	3873	Just prior to lowering any equipment into well								
1115	3860	After lowering equipment into the well & before turning on the pump								
1115	Purge Start Time									
1120	39.00	12.73	3.951	3.79	7.81	-7.7	300 ml/min		clear	
1125	39.20	13.48	4.105	3.66	7.76	0.4	↓		↓	
1130	39.35	13.70	4.132	3.66	7.75	7.7				
1135	39.50	13.78	4.138	3.61	7.74	17.1				
1140	39.60	13.68	4.137	3.47	7.74	24.4	↓	2 gallons	↓	
1145	Sample Collection Time									
	Purge StopTime									

Data Collection: Purge and Sample / Grab Sampling

Time	DTW	pH	Conductivity (mS/cm)	D.O. (mg/L)	Temp (°C)	ORP (mV)	Flow Rate (mL/min)	Cumulative Purge Volume	Appearance of Purge Water	Method of Purging
		Just prior to lowering any equipment into well								
	Sample Collection Time	Note: Unless otherwise stated, field parameters collected during purge and sample or grab sampling were collected from the well with a sonde before purging or sampling.								

General Comment & Type of Equipment Used (pumps/YSI meter/ect./caibration info):

Stabilization is achieved when three successive readings are within
- ± 0.3 °C for temperature,
- ± 0.1 for pH,
- ± 3% for specific conductivity,
- ± 10 for reduction-oxidation potential

Purge Volumes:

2-inch diameter well:
0.16 gal./ft x _____ (linear feet of water) = gallons of water
4-inch diameter well:
0.65 gal./ft x _____ (linear feet of water) = gallons of water

Groundwater Sampling Data Collection Sheet

Well ID:	MW-3	Site ID:	Carroll - Wally's	Sample Date:	2/7/24
Initial DTW / Time:		Address:	19200 Middletown Rd		
Well Diameter:	2"	*Sample Method (cicle one)*	Parkton, MD		
Total Well Depth:		Low Flow	Sampling Tech(s): J. Plummer		
Water Column Length:		Purge/sample	Weather Conditions:		
Pump Intake depth:		Grab/No Pruge	Air Temp (°F) = Sunny 42°		

Data Collection: Low Flow

Time	DTW	Temp (°C)	Conductivity (mS/cm)	D.O. (mg/L)	pH	ORP (mV)	Flow Rate (mL/min)	Cumulative Purge Volume	Appearance of Purge Water	Comment
		± 0.3 °C	± 3%	± 10%	± 0.1	± 10				
1205	39.65	Just prior to lowering any equipment into well								
1210	39.65	After lowering equipment into the well & before turning on the pump								
1210	Purge Start Time									
1215	39.80	15.31	1.328	0.60	7.61	-12.9	300 mL/min		clear	
1220	39.80	15.70	1.298	0.43	7.59	-21.5	↓		↓	
1225	39.80	16.07	1.285	0.34	7.57	-28.2				
1230	39.80	16.02	1.265	0.33	7.58	-30.0				
1235	39.80	16.02	1.262	0.35	7.56	-32.0				
1240	39.80	16.02	1.259	0.34	7.56	-31.8		2 Hgallons		
1245	Sample Collection Time									
	Purge StopTime									

Data Collection: Purge and Sample / Grab Sampling

Time	DTW	pH	Conductivity (mS/cm)	D.O. (mg/L)	Temp (°C)	ORP (mV)	Flow Rate (mL/min)	Cumulative Purge Volume	Appearance of Purge Water	Method of Purging
		Just prior to lowering any equipment into well								
	Sample Collection Time	Note: Unless otherwise stated, field parameters collected during purge and sample or grab sampling were collected from the well with a sonde before purging or sampling.								

General Comment & Type of Equipment Used (pumps/YSI meter/ect./caibration info):

Stabilization is achieved when three successive readings are within
- ± 0.3 °C for temperature,
- ± 0.1 for pH,
- ± 3% for specific conductivity,
- ± 10 for reduction-oxidation potential

Purge Volumes:

2-inch diameter well:
0.16 gal./ft x _____ (linear feet of water) = gallons of water
4-inch diameter well:
0.65 gal./ft x _____ (linear feet of water) = gallons of water

Groundwater Sampling Data Collection Sheet

Well ID:	MW-16A		Site ID:	Carroll - Wally's	Sample Date: 2/7/24
Initial DTW / Time:			Address:	19200 Middletown Rd	
Well Diameter:	6"	*Sample Method (cicle one)*		Parkton, MD	
Total Well Depth:		Low Flow	Sampling Tech(s):	J. Plummer	
Water Column Length:		Purge/sample	Weather Conditions:	Sunny 45°	
Pump Intake depth:		Grab/No Pruge	Air Temp (°F) =		

Data Collection: Low Flow

Time	DTW	Temp (°C)	Conductivity (mS/cm)	D.O. (mg/L)	pH	ORP (mV)	Flow Rate (mL/min)	Cumulative Purge Volume	Appearance of Purge Water	Comment
		± 0.3 °C	± 3%	± 10%	± 0.1	± 10				
1305	42.54	Just prior to lowering any equipment into well								
1315	42.50	After lowering equipment into the well & before turning on the pump								
1315	Purge Start Time									
1320	42.56	13.51	1.706	2.76	7.54	19.5	300ml/min		clear	
1325	42.56	13.82	1.720	2.55	7.51	24.7	↓			
1330	42.56	13.86	1.725	2.53	7.51	22.0				
1335	42.56	13.89	1.724	2.42	7.48	30.9				
1340	42.56	13.91	1.725	2.37	7.51	40.6		2gallons		
1345	Sample Collection Time									
	Purge StopTime									

Data Collection: Purge and Sample / Grab Sampling

Time	DTW	pH	Conductivity (mS/cm)	D.O. (mg/L)	Temp (°C)	ORP (mV)	Flow Rate (mL/min)	Cumulative Purge Volume	Appearance of Purge Water	Method of Purging
		Just prior to lowering any equipment into well								
	Sample Collection Time		Note: Unless otherwise stated, field parameters collected during purge and sample or grab sampling were collected from the well with a sonde before purging or sampling.							

General Comment & Type of Equipment Used (pumps/YSI meter/ect./caibration info):

Stabilization is achieved when three successive readings are within
- ± 0.3 °C for temperature,
- ± 0.1 for pH,
- ± 3% for specific conductivity,
- ± 10 for reduction-oxidation potential

Purge Volumes:

2-inch diameter well:
0.16 gal./ft x _____ (linear feet of water) = gallons of water
4-inch diameter well:
0.65 gal./ft x _____ (linear feet of water) = gallons of water

Groundwater Sampling Data Collection Sheet

Well ID:	MW-16B	Site ID:	Carroll - Wally's	Sample Date:	2/7/24
Initial DTW / Time:		Address:	19200 Middletown Rd		
Well Diameter:	6"	*Sample Method (cicle one)*	Parkton, MD		
Total Well Depth:		Low Flow	Sampling Tech(s):	J. Plummer	
Water Column Length:		Purge/sample	Weather Conditions:		
Pump Intake depth:		Grab/No Pruge	Air Temp (°F) =	Sunny 46°	

Data Collection: Low Flow

Time	DTW	Temp (°C)	Conductivity (mS/cm)	D.O. (mg/L)	pH	ORP (mV)	Flow Rate (mL/min)	Cumulative Purge Volume	Appearance of Purge Water	Comment
		± 0.3 °C	± 3%	± 10%	± 0.1	± 10				
1400	43.18	Just prior to lowering any equipment into well								
1405	42.86	After lowering equipment into the well & before turning on the pump								
1405	Purge Start Time									
1410	43.32	13.56	0.869	1.26	7.88	-38.9	300mL/min		Clear	
1415	43.52	13.67	1.040	0.61	7.91	-69.6	↓		↓	
1420	43.72	14.00	1.056	0.23	7.92	-61.3				
1425	43.92	14.05	1.059	0.20	7.95	-90.3				
1430	44.10	14.00	1.059	0.18	7.96	-82.3				
1435	44.26	14.09	1.060	0.17	7.97	-84.8				
1440	44.40	13.94	1.063	0.16	7.98	-91.7	✓	2.34 gallons	✓	
1445	Sample Collection Time									
	Purge StopTime									

Data Collection: Purge and Sample / Grab Sampling

Time	DTW	pH	Conductivity (mS/cm)	D.O. (mg/L)	Temp (°C)	ORP (mV)	Flow Rate (mL/min)	Cumulative Purge Volume	Appearance of Purge Water	Method of Purging
		Just prior to lowering any equipment into well								
	Sample Collection Time	Note: Unless otherwise stated, field parameters collected during purge and sample or grab sampling were collected from the well with a sonde before purging or sampling.								

General Comment & Type of Equipment Used (pumps/YSI meter/ect./caibration info):

Stabilization is achieved when three successive readings are within
- ± 0.3 °C for temperature,
- ± 0.1 for pH,
- ± 3% for specific conductivity,
- ± 10 for reduction-oxidation potential

Purge Volumes:

2-inch diameter well:
0.16 gal./ft x _____ (linear feet of water) = gallons of water

4-inch diameter well:
0.65 gal./ft x _____ (linear feet of water) = gallons of water

Groundwater Sampling Data Collection Sheet

Well ID:	MW-22		Site ID:	High's Store No. 141	Sample Date: 2/8/24
Initial DTW / Time:			Address:	19200 Middletown Rd	
Well Diameter:	2"	*Sample Method (cicle one)*		Parkton, MD	
Total Well Depth:	45.13	Low Flow	Sampling Tech(s):	J. Plummer	
Water Column Length:		Purge/sample	Weather Conditions:	Sunny 34°	
Pump Intake depth:		Grab/No Purge	Air Temp (°F) =		

Data Collection: Low Flow

Time	DTW	Temp (°C)	Conductivity (mS/cm)	D.O. (mg/L)	pH	ORP (mV)	Flow Rate (mL/min)	Cumulative Purge Volume	Appearance of Purge Water	Comment
		± 0.3 °C	± 3%	± 10%	± 0.1	± 10				
		Just prior to lowering any equipment into well								
		After lowering equipment into the well & before turning on the pump								
	Purge Start Time									
	Sample Collection Time									
	Purge StopTime									

Data Collection: Purge and Sample / Grab Sampling

Time	DTW	pH	Conductivity (mS/cm)	D.O. (mg/L)	Temp (°C)	ORP (mV)	Flow Rate (mL/min)	Cumulative Purge Volume	Appearance of Purge Water	Method of Purging
	39.49	Just prior to lowering any equipment into well								
		6.93	1.044	0.86	14.64	-113.6	—	0.75 gal	clear	disp bailer
0910	Sample Collection Time	Note: Unless otherwise stated, field parameters collected during purge and sample or grab sampling were collected from the well with a sonde before purging or sampling.								

General Comment & Type of Equipment Used (pumps/YSI meter/ect./caibration info):

Stabilization is achieved when three successive readings are within
- ± 0.3 °C for temperature,
- ± 0.1 for pH,
- ± 3% for specific conductivity,
- ± 10 for reduction-oxidation potential
- ± 10% for dissolved oxygen

Purge Volumes:

2-inch diameter well:
0.16 gal./ft x _____ (linear feet of water) = gallons of water
4-inch diameter well:
0.65 gal./ft x _____ (linear feet of water) = gallons of water

Groundwater Sampling Data Collection Sheet

Well ID:	MW-15		Site ID:	High's Store No. 141	Sample Date: 2/8/24
Initial DTW / Time:			Address:	19200 Middletown Rd	
Well Diameter:	6"	*Sample Method (cicle one)*		Parkton, MD	
Total Well Depth:		Low Flow	Sampling Tech(s):	J. Plummer	
Water Column Length:		Purge/sample	Weather Conditions:		
Pump Intake depth:		Grab/No Pruge	Air Temp (°F) =	Sunny 36°	

Data Collection: Low Flow

Time	DTW	Temp (°C) ± 0.3 °C	Conductivity (mS/cm) ± 3%	D.O. (mg/L) ± 10%	pH ± 0.1	ORP (mV) ± 10	Flow Rate (mL/min)	Cumulative Purge Volume	Appearance of Purge Water	Comment
0915	48.53	Just prior to lowering any equipment into well								
0930	48.67	After lowering equipment into the well & before turning on the pump								
0930	Purge Start Time									
0935	49.01	12.39	0.929	1.52	6.86	-103.1	300mL/min		clear	
0940	49.23	13.16	0.958	0.61	6.83	-106.2	↓		↓	
0945	49.37	13.57	0.962	0.32	6.81	-109.0				
0950	49.50	13.61	0.965	0.29	6.78	-109.3				
0955	49.63	13.67	0.966	0.27	6.76	-108.0				
1000	49.75	13.63	0.967	0.25	6.75	-108.9	↓	2 1/4 gallons	↓	
1005	Sample Collection Time									
	Purge StopTime									

Data Collection: Purge and Sample / Grab Sampling

Time	DTW	pH	Conductivity (mS/cm)	D.O. (mg/L)	Temp (°C)	ORP (mV)	Flow Rate (mL/min)	Cumulative Purge Volume	Appearance of Purge Water	Method of Purging
		Just prior to lowering any equipment into well								
	Sample Collection Time			Note: Unless otherwise stated, field parameters collected during purge and sample or grab sampling were collected from the well with a sonde before purging or sampling.						

General Comment & Type of Equipment Used (pumps/YSI meter/ect./caibration info):

Stabilization is achieved when three successive readings are within
- ± 0.3 °C for temperature,
- ± 0.1 for pH,
- ± 3% for specific conductivity,
- ± 10 for reduction-oxidation potential
- ± 10% for dissolved oxygen

Purge Volumes:

2-inch diameter well:
0.16 gal./ft x _____ (linear feet of water) = gallons of water
4-inch diameter well:
0.65 gal./ft x _____ (linear feet of water) = gallons of water

Groundwater Sampling Data Collection Sheet

Well ID:	MW-7A	Site ID:	High's Store No. 141	Sample Date: 2/8/24	
Initial DTW / Time:		Address:	19200 Middletown Rd		
Well Diameter:	6"	*Sample Method (cicle one)*	Parkton, MD		
Total Well Depth:		Low Flow	Sampling Tech(s): J. Plummer		
Water Column Length:		Purge/sample	Weather Conditions: Sunny		
Pump Intake depth:		Grab/No Pruge	Air Temp (°F) = 44°		

Data Collection: Low Flow

Time	DTW	Temp (°C)	Conductivity (mS/cm)	D.O. (mg/L)	pH	ORP (mV)	Flow Rate (mL/min)	Cumulative Purge Volume	Appearance of Purge Water	Comment
		± 0.3 °C	± 3%	± 10%	± 0.1	± 10				
1050	44.70	Just prior to lowering any equipment into well								
1100	44.62	After lowering equipment into the well & before turning on the pump								
1100	Purge Start Time									
1105	44.70	12.86	1.915	3.01	6.60	-94.0	300 ml./min		clear	
1110	44.72	13.31	2.253	2.71	6.59	-98.2	↓		↓	
1115	44.74	13.41	2.314	2.66	6.57	-96.2	↓		↓	
1120	44.76	13.43	2.330	2.55	6.56	-95.9	↓		↓	
1125	44.78	13.47	2.327	2.54	6.55	-94.0	↓		↓	
1130	44.78	13.51	2.319	2.51	6.54	-92.8	✓	2 1/4 gallons	✓	
1135	Sample Collection Time									
	Purge StopTime									

Data Collection: Purge and Sample / Grab Sampling

Time	DTW	pH	Conductivity (mS/cm)	D.O. (mg/L)	Temp (°C)	ORP (mV)	Flow Rate (mL/min)	Cumulative Purge Volume	Appearance of Purge Water	Method of Purging
		Just prior to lowering any equipment into well								
	Sample Collection Time		Note: Unless otherwise stated, field parameters collected during purge and sample or grab sampling were collected from the well with a sonde before purging or sampling.							

General Comment & Type of Equipment Used (pumps/YSI meter/ect./caibration info):

Stabilization is achieved when three successive readings are within
- ± 0.3 °C for temperature,
- ± 0.1 for pH,
- ± 3% for specific conductivity,
- ± 10 for reduction-oxidation potential

Purge Volumes:

2-inch diameter well:
0.16 gal./ft x _____ (linear feet of water) = gallons of water

4-inch diameter well:
0.65 gal./ft x _____ (linear feet of water) = gallons of water

Groundwater Sampling Data Collection Sheet

Well ID:	RW-2	Site ID:	High's Store No. 141	Sample Date: 2/8/24
Initial DTW / Time:		Address:	19200 Middletown Rd	
Well Diameter:	6"	*Sample Method (cicle one)*	Parkton, MD	
Total Well Depth:		Low Flow	Sampling Tech(s): Jeff Plummer	
Water Column Length:		Purge/sample	Weather Conditions:	
Pump Intake depth:		Grab/No Pruge	Air Temp (°F) = Partly Cloudy 46°	

Data Collection: Low Flow

Time	DTW	Temp (°C)	Conductivity (mS/cm)	D.O. (mg/L)	pH	ORP (mV)	Flow Rate (mL/min)	Cumulative Purge Volume	Appearance of Purge Water	Comment
		± 0.3 °C	± 3%	± 10%	± 0.1	± 10				
1150	44.71	Just prior to lowering any equipment into well								
1200	44.62	After lowering equipment into the well & before turning on the pump								
1200	Purge Start Time									
1205	44.77	12.24	2.632	1.23	6.65	-112.1	300 ml/min		clear	
1210	44.77	12.27	2.723	0.64	6.54	-109.5				
1215	44.77	12.35	2.767	0.43	6.66	-99.5				
1220	44.78	12.42	2.794	0.30	6.65	-98.3				
1225	44.80	12.43	2.800	0.23	6.63	-99.2				
1230	44.80	12.48	2.800	0.21	6.65	-95.8				
1235	44.82	12.27	2.808	0.19	6.65	-106.1				
1240	44.82	12.12	2.806	0.18	6.66	-108.1		3 gallons		
1245	Sample Collection Time									
	Purge StopTime									

Data Collection: Purge and Sample / Grab Sampling

Time	DTW	pH	Conductivity (mS/cm)	D.O. (mg/L)	Temp (°C)	ORP (mV)	Flow Rate (mL/min)	Cumulative Purge Volume	Appearance of Purge Water	Method of Purging
		Just prior to lowering any equipment into well								
	Sample Collection Time		Note: Unless otherwise stated, field parameters collected during purge and sample or grab sampling were collected from the well with a sonde before purging or sampling.							

General Comment & Type of Equipment Used (pumps/YSI meter/ect./caibration info):

Stabilization is achieved when three successive readings are within
- ± 0.3 °C for temperature,
- ± 0.1 for pH,
- ± 3% for specific conductivity,
- ± 10 for reduction-oxidation potential

Purge Volumes:

2-inch diameter well:
0.16 gal./ft x _____ (linear feet of water) = gallons of water

4-inch diameter well:
0.65 gal./ft x _____ (linear feet of water) = gallons of water

Groundwater Sampling Data Collection Sheet

Well ID:	MW-7B	Site ID:	High's Store No. 141	Sample Date: 2/8/24	
Initial DTW / Time:		Address:	19200 Middletown Rd		
Well Diameter:	6"	*Sample Method (cicle one)*	Parkton, MD		
Total Well Depth:		Low Flow	Sampling Tech(s): J. Plummer		
Water Column Length:		Purge/sample	Weather Conditions:		
Pump Intake depth:		Grab/No Pruge	Air Temp (°F) = Mostly Cloudy 48°		

Data Collection: Low Flow

Time	DTW	Temp (°C)	Conductivity (mS/cm)	D.O. (mg/L)	pH	ORP (mV)	Flow Rate (mL/min)	Cumulative Purge Volume	Appearance of Purge Water	Comment
		± 0.3 °C	± 3%	± 10%	± 0.1	± 10				
1300	42.50	Just prior to lowering any equipment into well								
1315	42.15	After lowering equipment into the well & before turning on the pump								
1315	Purge Start Time									
1320	42.60	12.40	0.679	0.06	7.30	-185.2	500 ml/min		clear	
1325	42.82	12.14	0.680	0.03	7.29	-189.9	↓		↓	
1330	42.94	12.07	0.678	0.03	7.29	-192.2	↓		↓	
1335	43.15	12.00	0.682	0.04	7.27	-190.4	↓		↓	
1340	43.35	11.92	0.680	0.04	7.26	-181.3	↓	2 gallons	↓	
1345	Sample Collection Time									
	Purge StopTime									

Data Collection: Purge and Sample / Grab Sampling

Time	DTW	pH	Conductivity (mS/cm)	D.O. (mg/L)	Temp (°C)	ORP (mV)	Flow Rate (mL/min)	Cumulative Purge Volume	Appearance of Purge Water	Method of Purging
		Just prior to lowering any equipment into well								
	Sample Collection Time			Note: Unless otherwise stated, field parameters collected during purge and sample or grab sampling were collected from the well with a sonde before purging or sampling.						

General Comment & Type of Equipment Used (pumps/YSI meter/ect./caibration info):

Stabilization is achieved when three successive readings are within
- ± 0.3 °C for temperature,
- ± 0.1 for pH,
- ± 3% for specific conductivity,
- ± 10 for reduction-oxidation potential

Purge Volumes:

2-inch diameter well:
0.16 gal./ft x _____ (linear feet of water) = gallons of water

4-inch diameter well:
0.65 gal./ft x _____ (linear feet of water) = gallons of water

Client/Site: Carroll Wally's

NAME: Jeff Plummer
DATE: 2/8/24
COMPANY: GES

Potable Sampling Log

Address	Who granted access / Access letter Signed	Flush Location	Flush initiation time	Flush length (mins)	EFF (time)	MID (time)	INF / Non POET (time)	Totalizer Reading (gals)	Non POET Sample Location / General Notes
1612 Rayville	Ms. Fissel	Poet System	1020	10	—	—	1030	239113	POET still online

FINAL CHECK LIST:	Access Letters: [ ]	TRIP BLANK: [ ]	NOTES:
	DUPLICATE: [ ]	TOTALIZER READINGS [ ]	

L:\Projects\Carroll Fuel\Active\MD_Madonna _4101 Norrisville Rd_Highs\Project Management\Field Work Orders\Madonna Residential Sample Log.xls

Groundwater Sampling Data Collection Sheet

Well ID:	MW-5	Site ID:	High's Store No. 141	Sample Date: 2/9/24	
Initial DTW / Time:		Address:	19200 Middletown Rd		
Well Diameter:	2"	*Sample Method (cicle one)*	Parkton, MD		
Total Well Depth:		Low Flow	Sampling Tech(s): J. Plummer		
Water Column Length:		Purge/sample	Weather Conditions:		
Pump Intake depth:		Grab/No Pruge	Air Temp (°F) = Overcast 50°		

Data Collection: Low Flow

Time	DTW	Temp (°C)	Conductivity (mS/cm)	D.O. (mg/L)	pH	ORP (mV)	Flow Rate (mL/min)	Cumulative Purge Volume	Appearance of Purge Water	Comment
		± 0.3 °C	± 3%	± 10%	± 0.1	± 10				
1215	39.27	Just prior to lowering any equipment into well								
1220	39.11	After lowering equipment into the well & before turning on the pump								
1220	Purge Start Time									
1225	40.37	14.49	0.760	1.34	6.34	-90.3	300ml/min		clear	
1230	40.80	15.00	0.733	0.47	6.35	-97.1				
1235	41.05	15.19	0.739	0.37	6.29	-106.1				
1240	41.17	15.17	0.758	0.35	6.30	-112.7				
1245	41.45	15.12	0.763	0.32	6.26	-120.4				
1250	42.00	15.35	0.755	0.29	6.28	-124.0		2½ gallons		
1255	Sample Collection Time									
	Purge StopTime									

Data Collection: Purge and Sample / Grab Sampling

Time	DTW	pH	Conductivity (mS/cm)	D.O. (mg/L)	Temp (°C)	ORP (mV)	Flow Rate (mL/min)	Cumulative Purge Volume	Appearance of Purge Water	Method of Purging
		Just prior to lowering any equipment into well								
	Sample Collection Time	Note: Unless otherwise stated, field parameters collected during purge and sample or grab sampling were collected from the well with a sonde before purging or sampling.								

General Comment & Type of Equipment Used (pumps/YSI meter/ect./caibration info):

Stabilization is achieved when three successive readings are within
- ± 0.3 °C for temperature,
- ± 0.1 for pH,
- ± 3% for specific conductivity,
- ± 10 for reduction-oxidation potential

Purge Volumes:

2-inch diameter well:
0.16 gal./ft x _____ (linear feet of water) = gallons of water

4-inch diameter well:
0.65 gal./ft x _____ (linear feet of water) = gallons of water

Groundwater Sampling Data Collection Sheet

Well ID:	MW-160SR	Site ID:	High's Store No. 141	Sample Date: 2/9/24	
Initial DTW / Time:		Address:	19200 Middletown Rd		
Well Diameter:	8"	*Sample Method (cicle one)*	Parkton, MD		
Total Well Depth:		Low Flow	Sampling Tech(s): Jeff Plummer		
Water Column Length:		Purge/sample	Weather Conditions: mostly cloudy 40°		
Pump Intake depth:		Grab/No Pruge	Air Temp (°F) =		

Data Collection: Low Flow

Time	DTW	Temp (°C)	Conductivity (mS/cm)	D.O. (mg/L)	pH	ORP (mV)	Flow Rate (mL/min)	Cumulative Purge Volume	Appearance of Purge Water	Comment
		± 0.3 °C	± 3%	± 10%	± 0.1	± 10				
0940	55.05	Just prior to lowering any equipment into well								
0950	54.70	After lowering equipment into the well & before turning on the pump								
0950	Purge Start Time									
0955	55.02	11.43	0.471	0.62	6.78	-67.8	300 mL/min		clear	
1000	55.12	12.10	0.471	0.34	6.95	-90.2	↓		↓	
1005	55.22	12.31	0.466	0.21	7.04	-110.6				
1010	55.32	12.42	0.461	0.19	7.11	-116.8				
1015	55.44	12.43	0.461	0.18	7.14	-112.4				
1020	55.55	12.46	0.462	0.17	7.14	-105.8	↓	2 1/4 gallons	↓	
1025	Sample Collection Time									
	Purge StopTime									

Data Collection: Purge and Sample / Grab Sampling

Time	DTW	pH	Conductivity (mS/cm)	D.O. (mg/L)	Temp (°C)	ORP (mV)	Flow Rate (mL/min)	Cumulative Purge Volume	Appearance of Purge Water	Method of Purging
		Just prior to lowering any equipment into well								
	Sample Collection Time	Note: Unless otherwise stated, field parameters collected during purge and sample or grab sampling were collected from the well with a sonde before purging or sampling.								

General Comment & Type of Equipment Used (pumps/YSI meter/ect./caibration info):

Stabilization is achieved when three successive readings are within
- ± 0.3 °C for temperature,
- ± 0.1 for pH,
- ± 3% for specific conductivity,
- ± 10 for reduction-oxidation potential

Purge Volumes:

2-inch diameter well:
0.16 gal./ft x _____ (linear feet of water) = gallons of water

4-inch diameter well:
0.65 gal./ft x _____ (linear feet of water) = gallons of water

Groundwater Sampling Data Collection Sheet

Well ID:	MW-18B	Site ID:	High's Store No. 141	Sample Date: 2/9/24
Initial DTW / Time:		Address:	19200 Middletown Rd	
Well Diameter:	6"	*Sample Method (cicle one)*	Parkton, MD	
Total Well Depth:		Low Flow	Sampling Tech(s): J. Plummer	
Water Column Length:		Purge/sample	Weather Conditions:	
Pump Intake depth:		Grab/No Pruge	Air Temp (°F) = overcast 46°	

Data Collection: Low Flow

Time	DTW	Temp (°C)	Conductivity (mS/cm)	D.O. (mg/L)	pH	ORP (mV)	Flow Rate (mL/min)	Cumulative Purge Volume	Appearance of Purge Water	Comment
		± 0.3 °C	± 3%	± 10%	± 0.1	± 10				
1105	46.78	Just prior to lowering any equipment into well								
1115	46.35	After lowering equipment into the well & before turning on the pump								
1115	Purge Start Time									
1120	46.82	12.70	1.812	2.04	6.99	-116.3	300 ml/min		clear	
1125	47.02	12.71	1.991	0.25	7.01	-142.2				
1130	47.20	12.83	2.047	0.15	7.02	-147.6				
1135	47.40	12.75	2.074	0.23	7.03	-161.6				
1140	44.58	12.70	2.076	0.25	7.02	-161.1				
1145	44.76	12.57	2.077	0.24	7.05	-169.6				
1150	44.95	12.77	2.070	0.22	7.04	-178.6		2 3/4 gallons		
1155	Sample Collection Time									
	Purge StopTime									

Data Collection: Purge and Sample / Grab Sampling

Time	DTW	pH	Conductivity (mS/cm)	D.O. (mg/L)	Temp (°C)	ORP (mV)	Flow Rate (mL/min)	Cumulative Purge Volume	Appearance of Purge Water	Method of Purging
		Just prior to lowering any equipment into well								
	Sample Collection Time	Note: Unless otherwise stated, field parameters collected during purge and sample or grab sampling were collected from the well with a sonde before purging or sampling.								

General Comment & Type of Equipment Used (pumps/YSI meter/ect./caibration info):

Stabilization is achieved when three successive readings are within
- ± 0.3 °C for temperature,
- ± 0.1 for pH,
- ± 3% for specific conductivity,
- ± 10 for reduction-oxidation potential

Purge Volumes:

2-inch diameter well:
0.16 gal./ft x _____ (linear feet of water) = gallons of water
4-inch diameter well:
0.65 gal./ft x _____ (linear feet of water) = gallons of water

Client/Site: Carroll Wally's

NAME: Jeff Plummer
DATE: 2/9/24
COMPANY: GES

Potable Sampling Log

Address	Who granted access / Access letter Signed	Flush Location	Flush initiation time	Flush length (mins)	EFF (time)	MID (time)	INF / Non POET (time)	Totalizer Reading (gals)	Non POET Sample Location / General Notes
1608 Bayville	Mr. Phillips	PSI tank	1040	10	—	—	1050	—	Old POET system still in basement. Collected at PSI tank.

FINAL CHECK LIST:	Access Letters: [ ] DUPLICATE: [ ]	TRIP BLANK: [ ] TOTALIZER READINGS [ ]	NOTES:

L:\Projects\Carroll Fuel\Active\MD_Madonna _4101 Norrisville Rd_Highs\Project Management\Field Work Orders\Madonna Residential Sample Log.xls

APPENDIX D

Concentration Hydrographs

Appendix D

CONCENTRATION HYDROGRAPHS

High's Store #141
19200 Middletown Rd., Parkton, MD

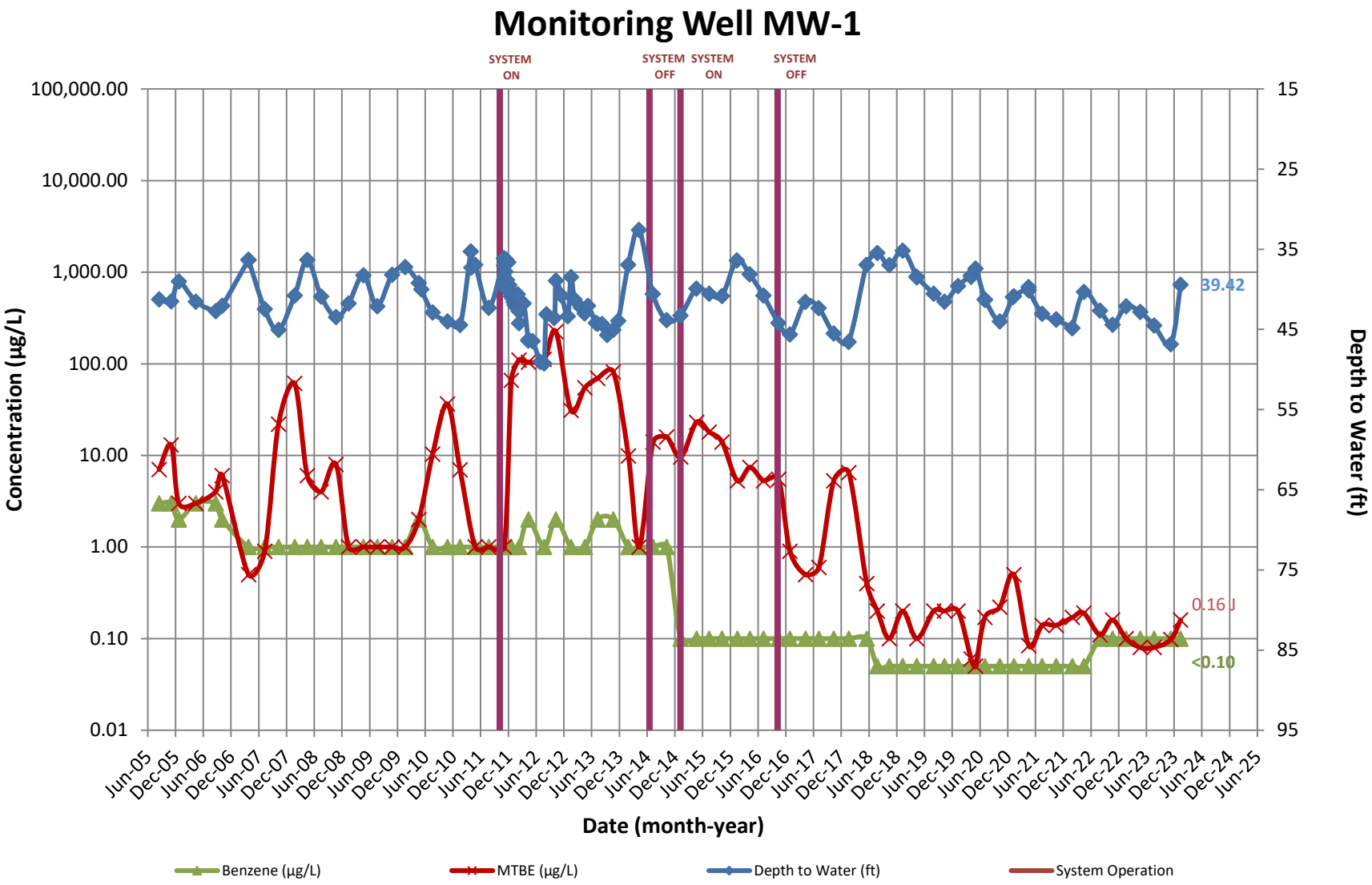

CONCENTRATION HYDROGRAPHS

High's Store #141
19200 Middletown Rd., Parkton, MD

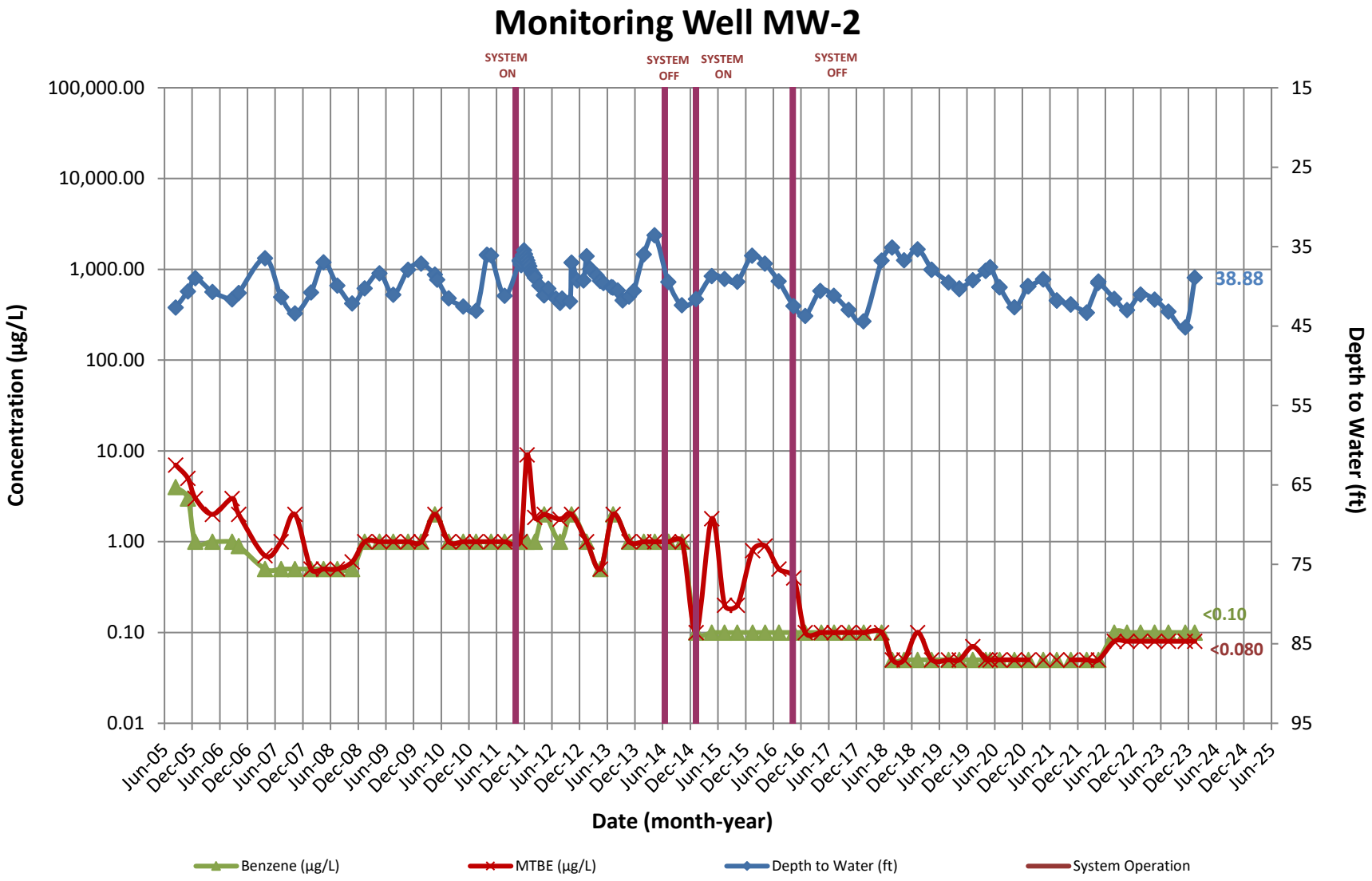

CONCENTRATION HYDROGRAPHS

High's Store #141
19200 Middletown Rd., Parkton, MD

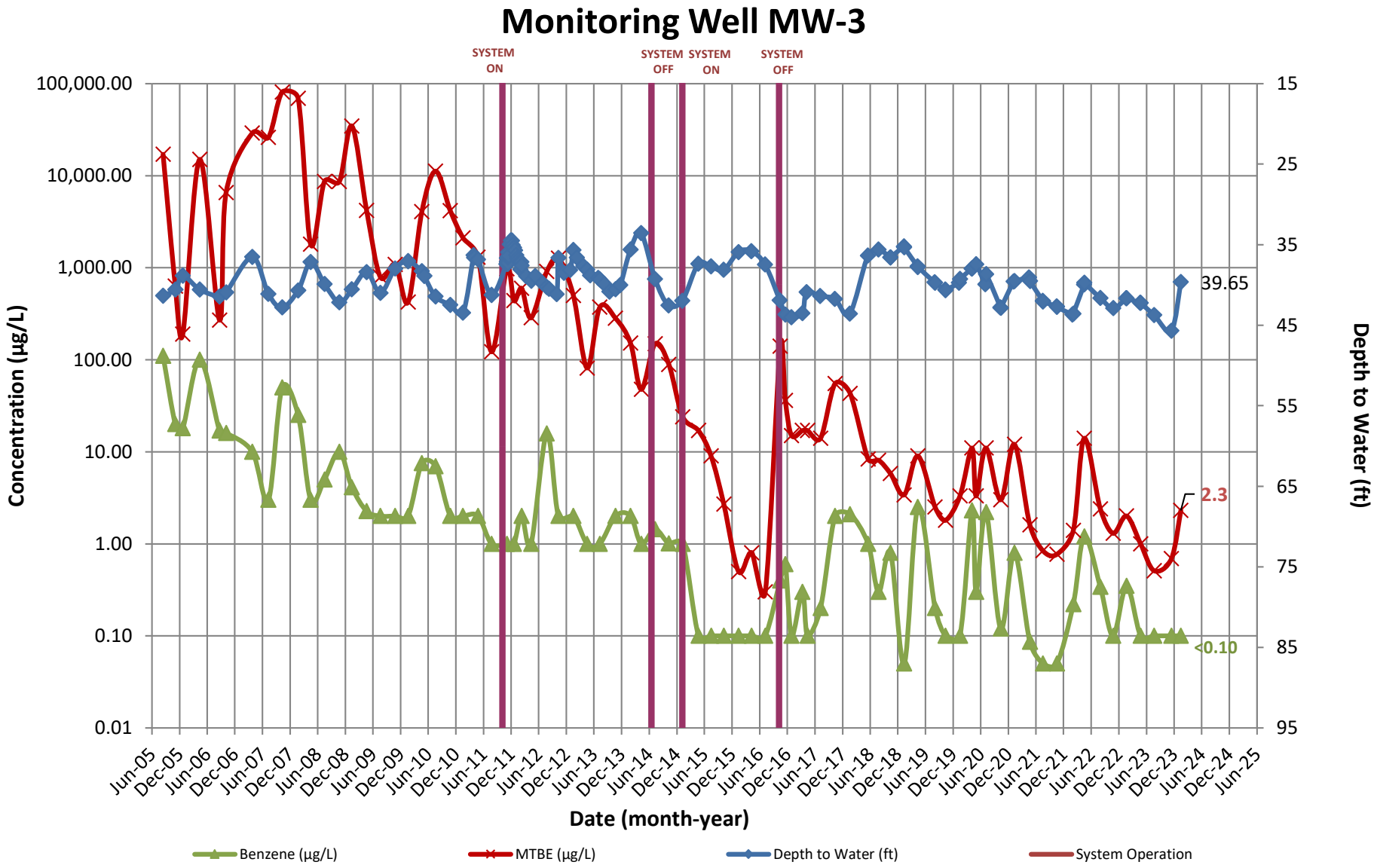

Appendix D

CONCENTRATION HYDROGRAPHS

High's Store #141
19200 Middletown Rd., Parkton, MD

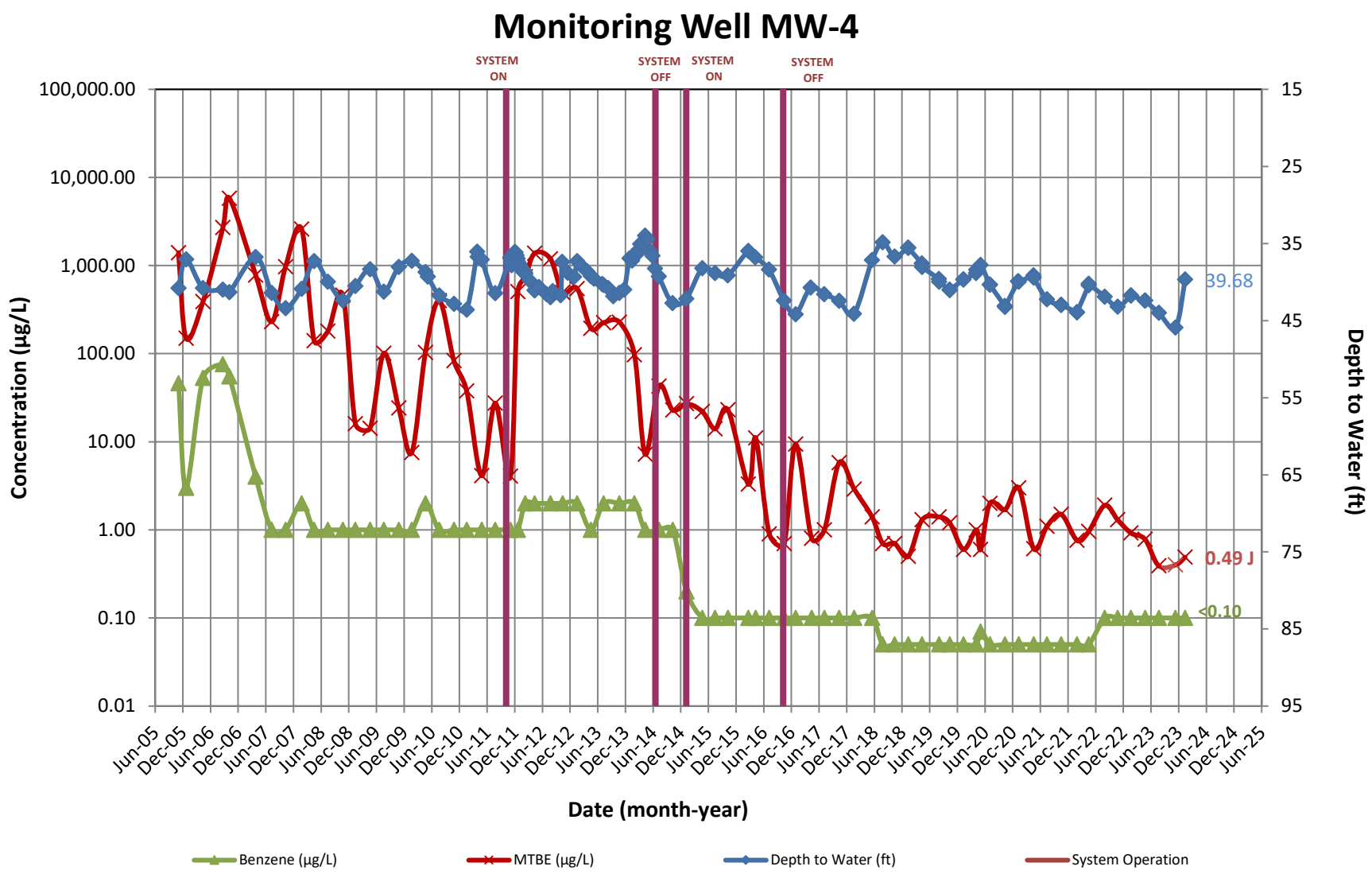

CONCENTRATION HYDROGRAPHS

High's Store #141
19200 Middletown Rd., Parkton, MD

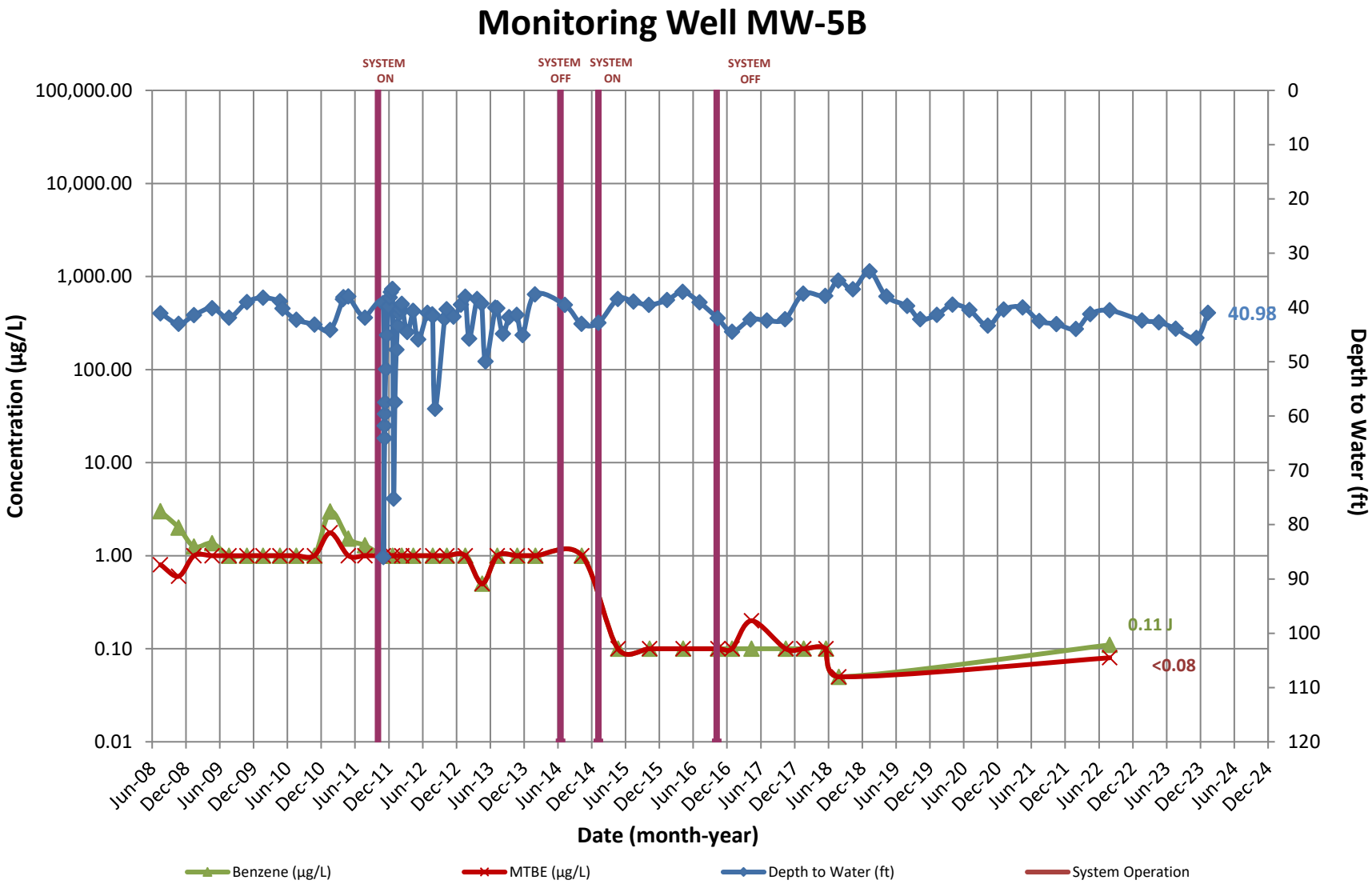

Appendix D

CONCENTRATION HYDROGRAPHS

High's Store #141
19200 Middletown Rd., Parkton, MD

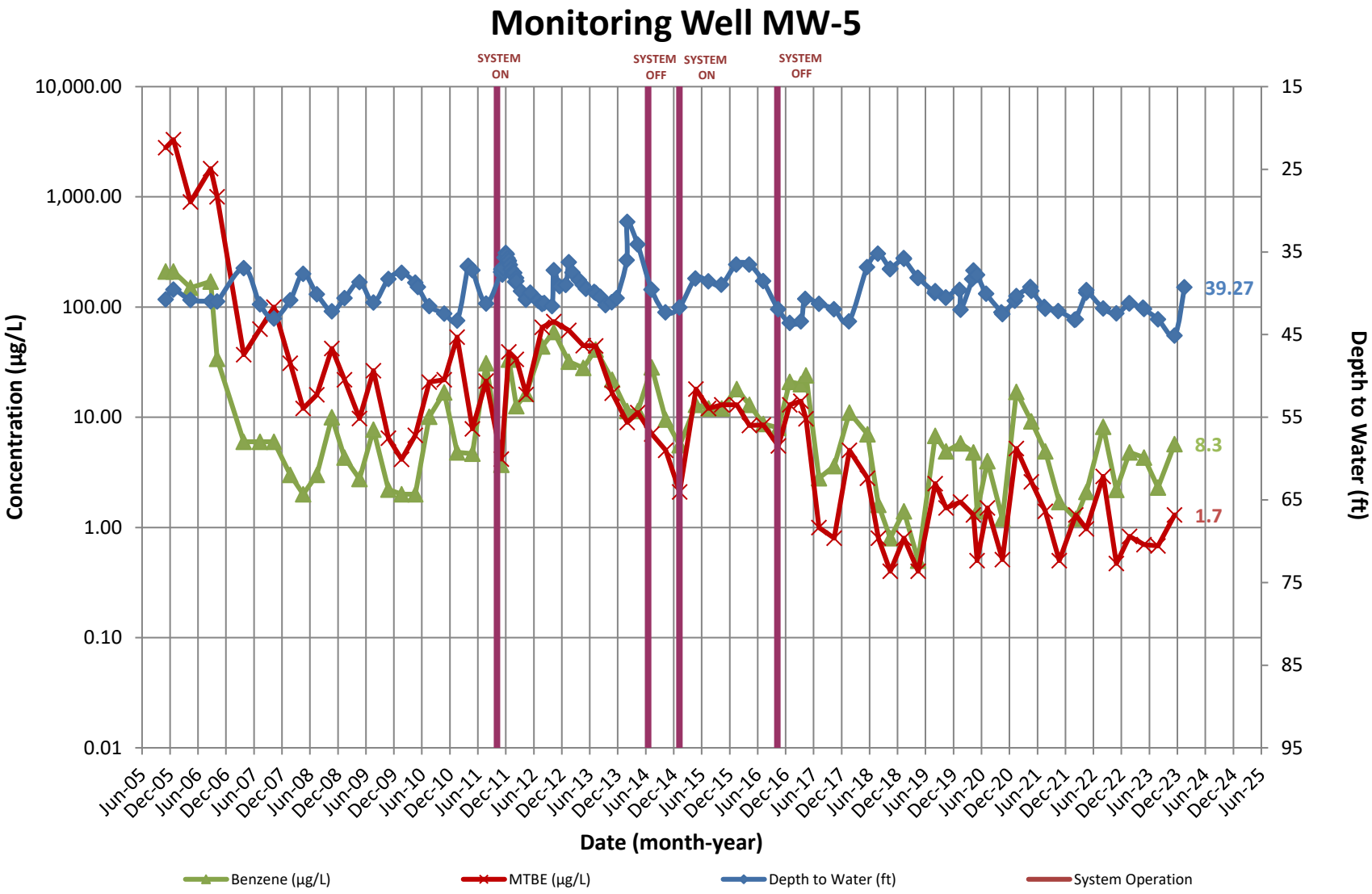

Appendix D

CONCENTRATION HYDROGRAPHS

High's Store #141
19200 Middletown Rd., Parkton, MD

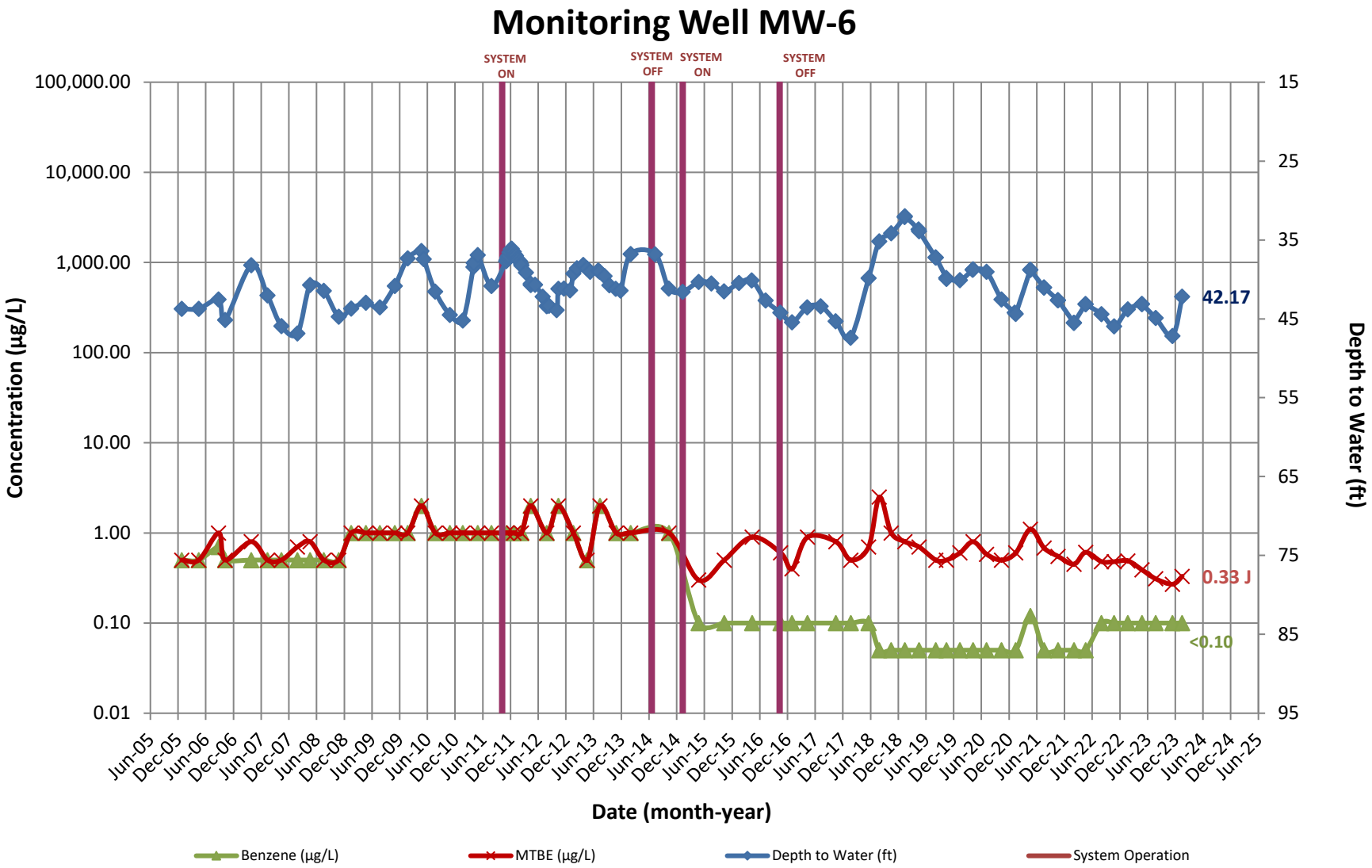

CONCENTRATION HYDROGRAPHS

High's Store #141
19200 Middletown Rd., Parkton, MD

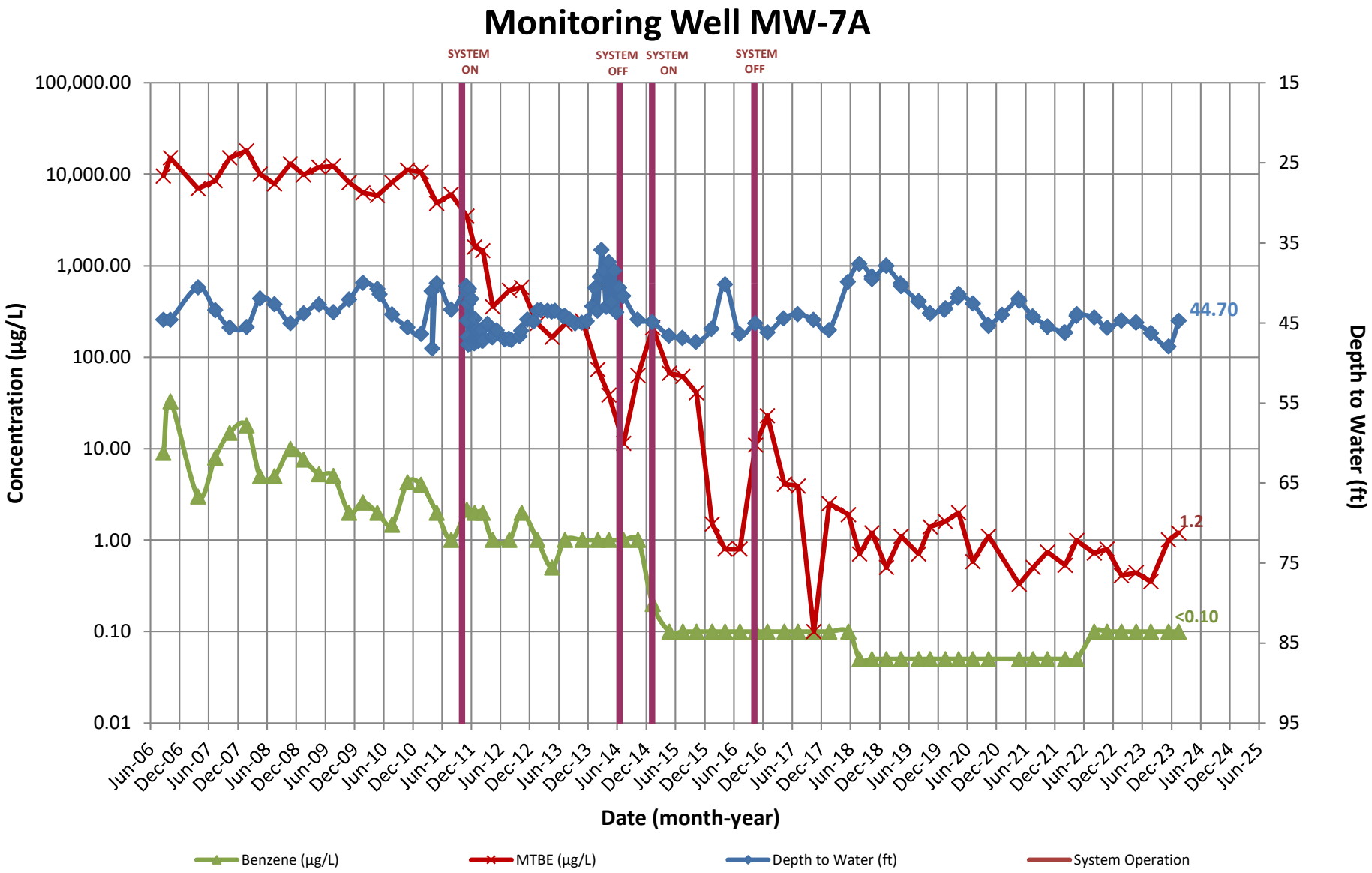

CONCENTRATION HYDROGRAPHS

High's Store #141
19200 Middletown Rd., Parkton, MD

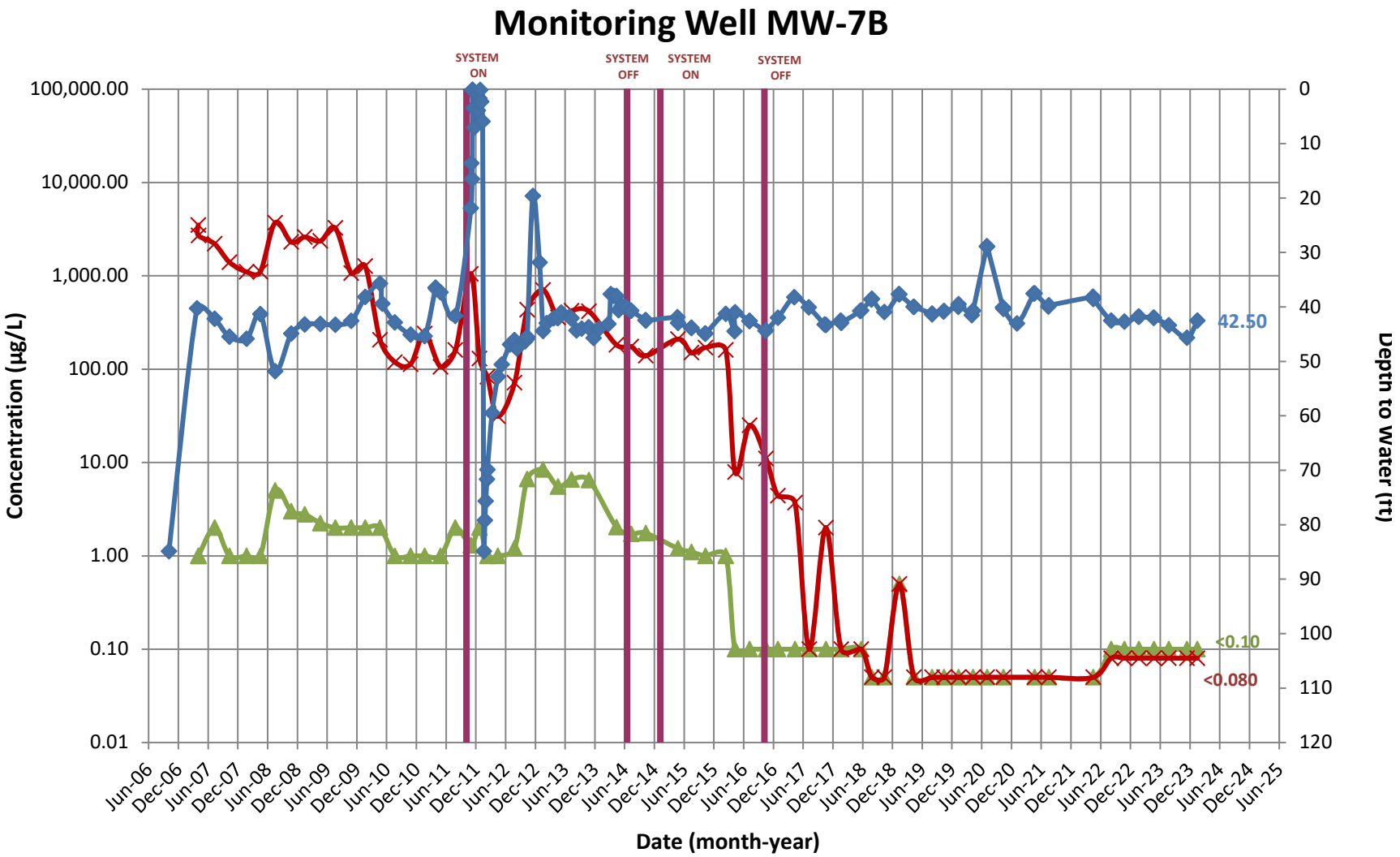

Appendix D

CONCENTRATION HYDROGRAPHS

High's Store #141
19200 Middletown Rd., Parkton, MD

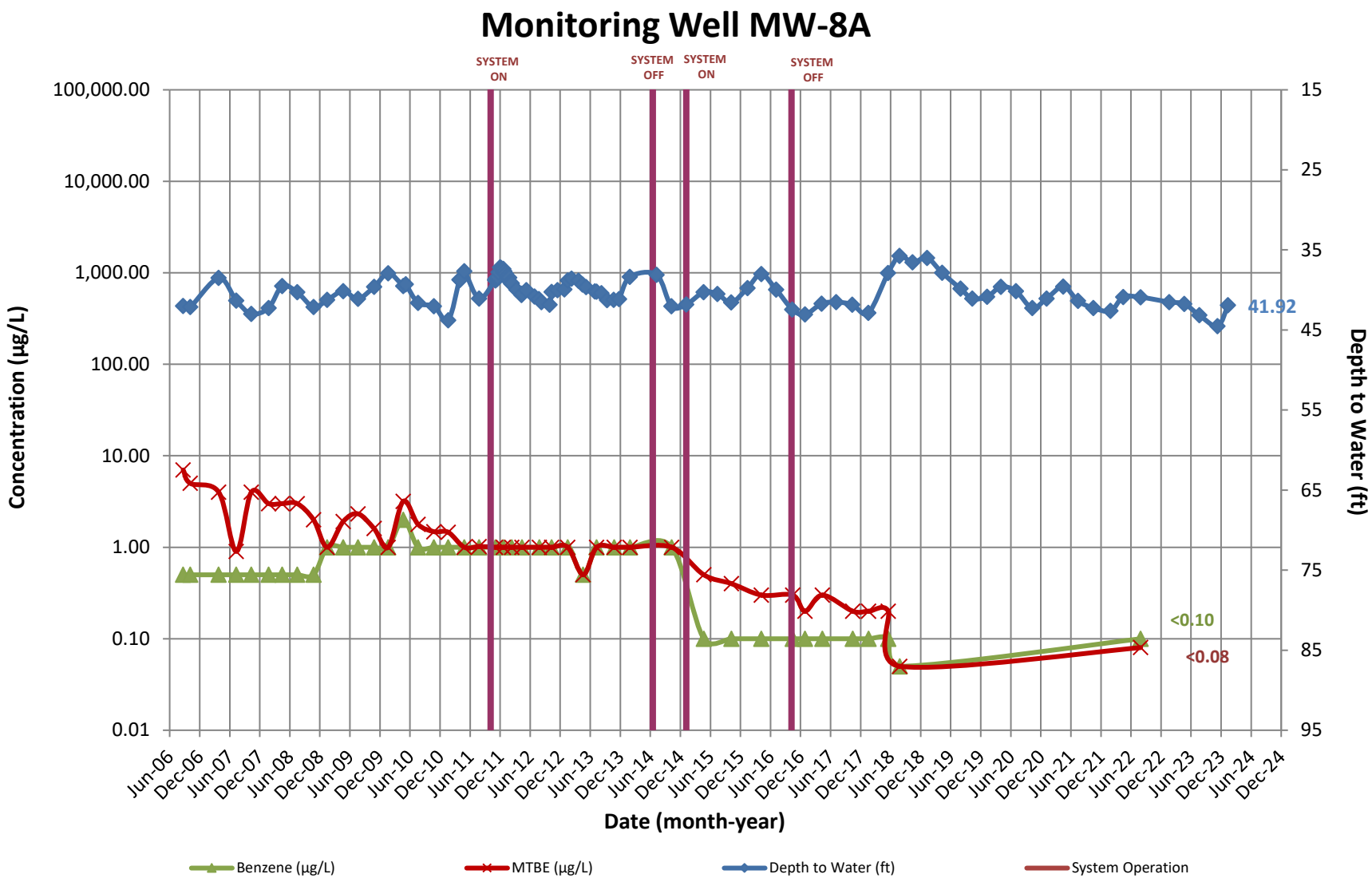

CONCENTRATION HYDROGRAPHS

High's Store #141
19200 Middletown Rd., Parkton, MD

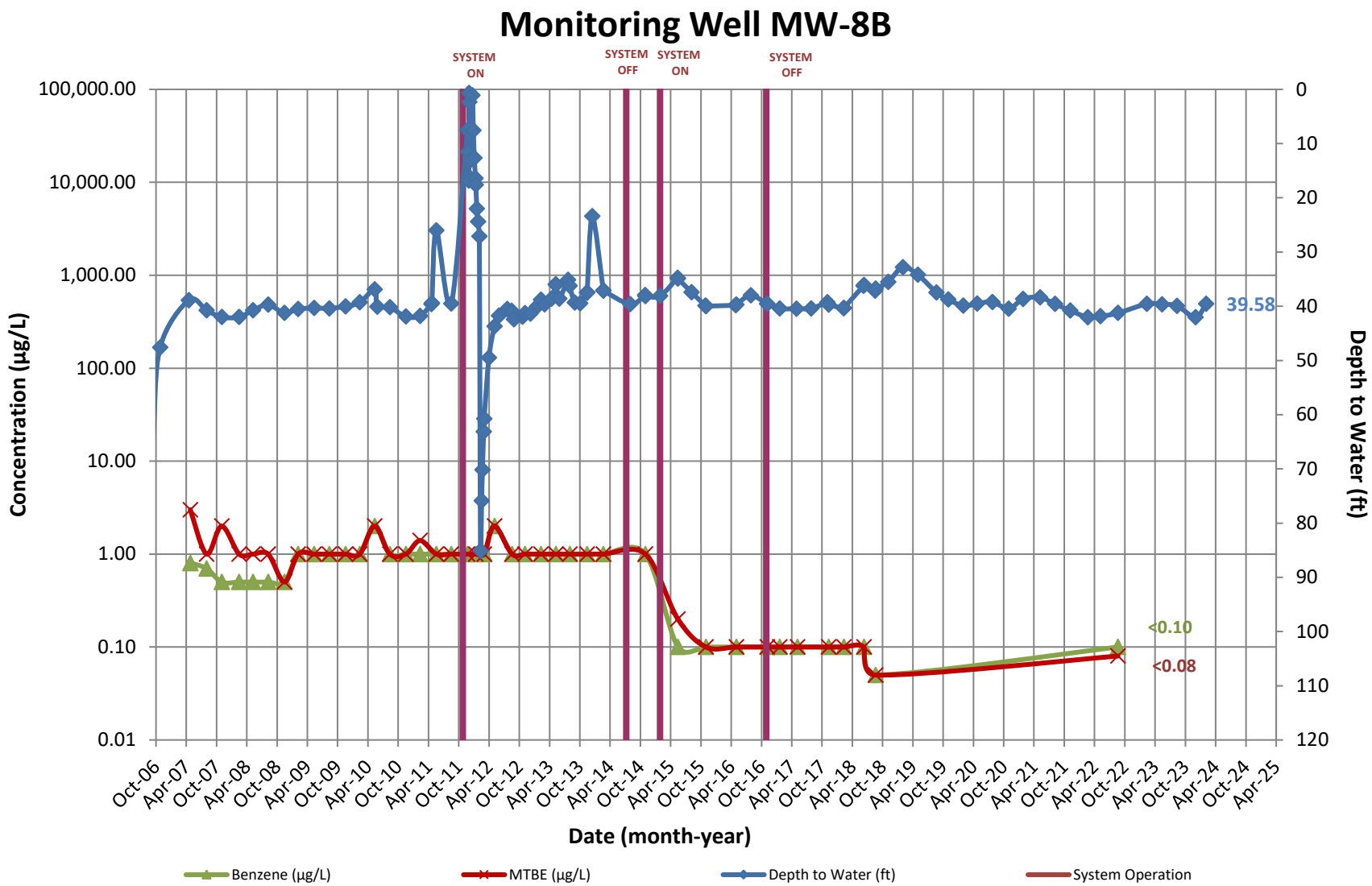

CONCENTRATION HYDROGRAPHS

High's Store #141
19200 Middletown Rd., Parkton, MD

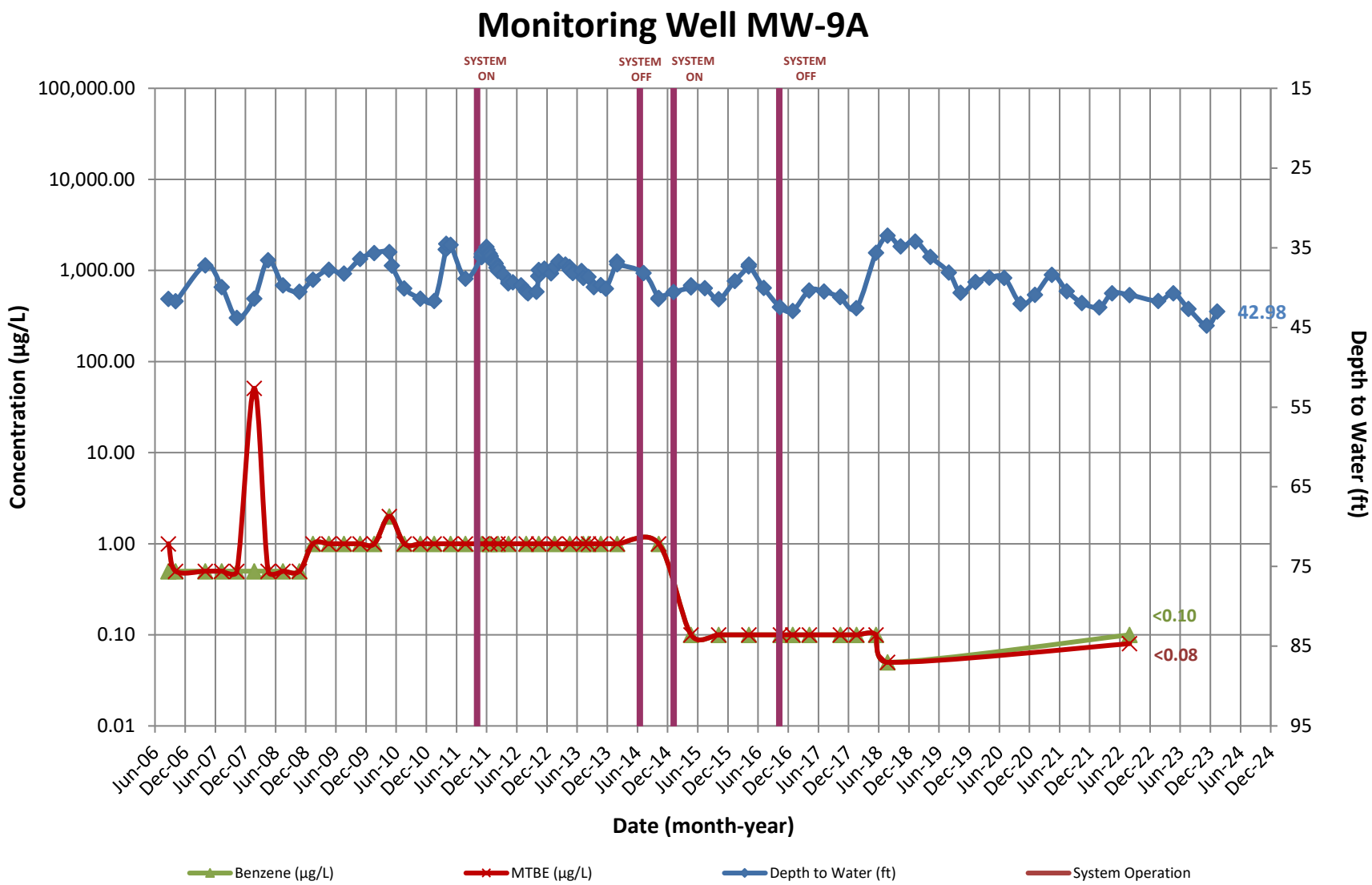

CONCENTRATION HYDROGRAPHS

High's Store #141
19200 Middletown Rd., Parkton, MD

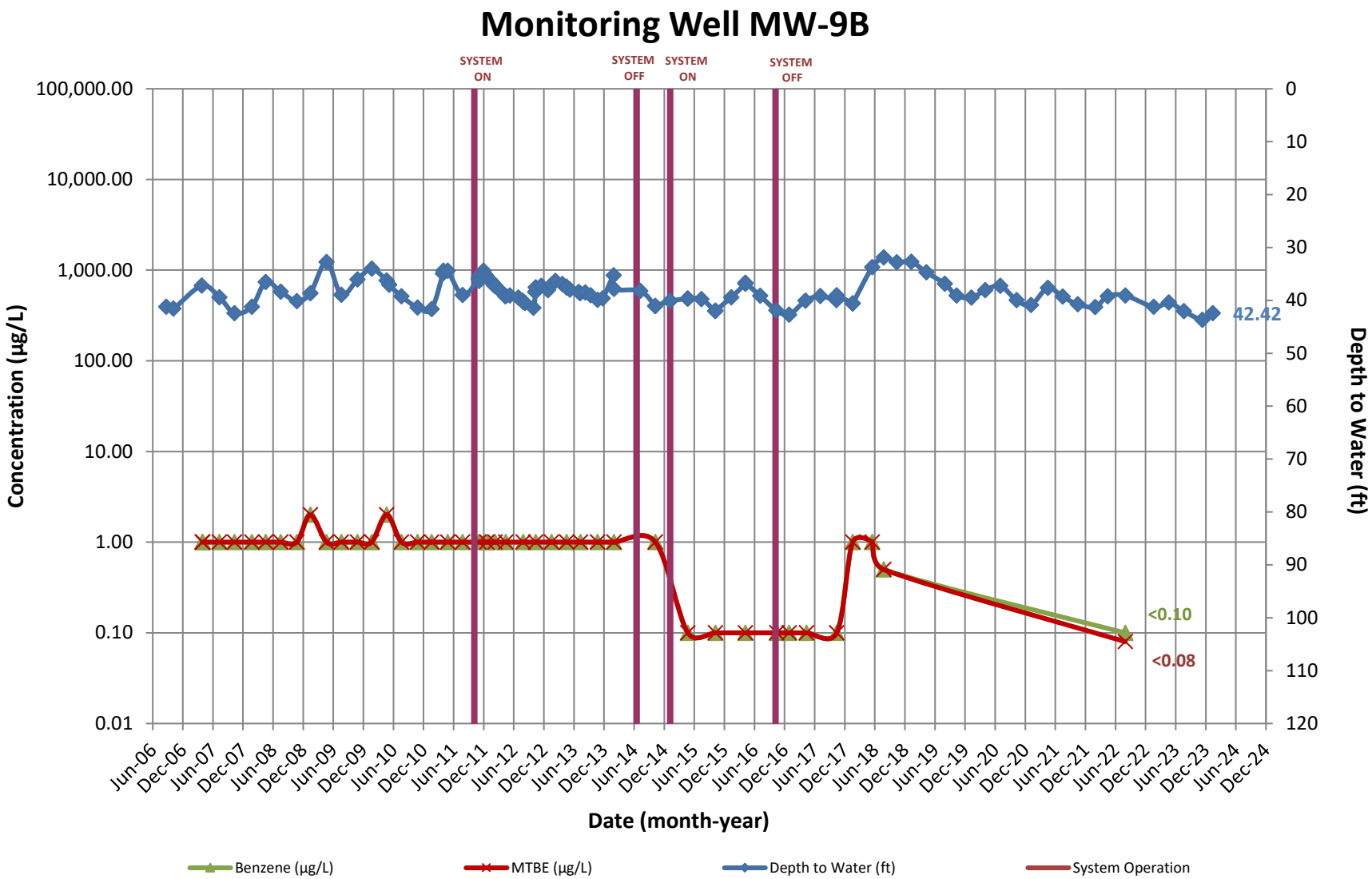

CONCENTRATION HYDROGRAPHS

High's Store #141
19200 Middletown Rd., Parkton, MD

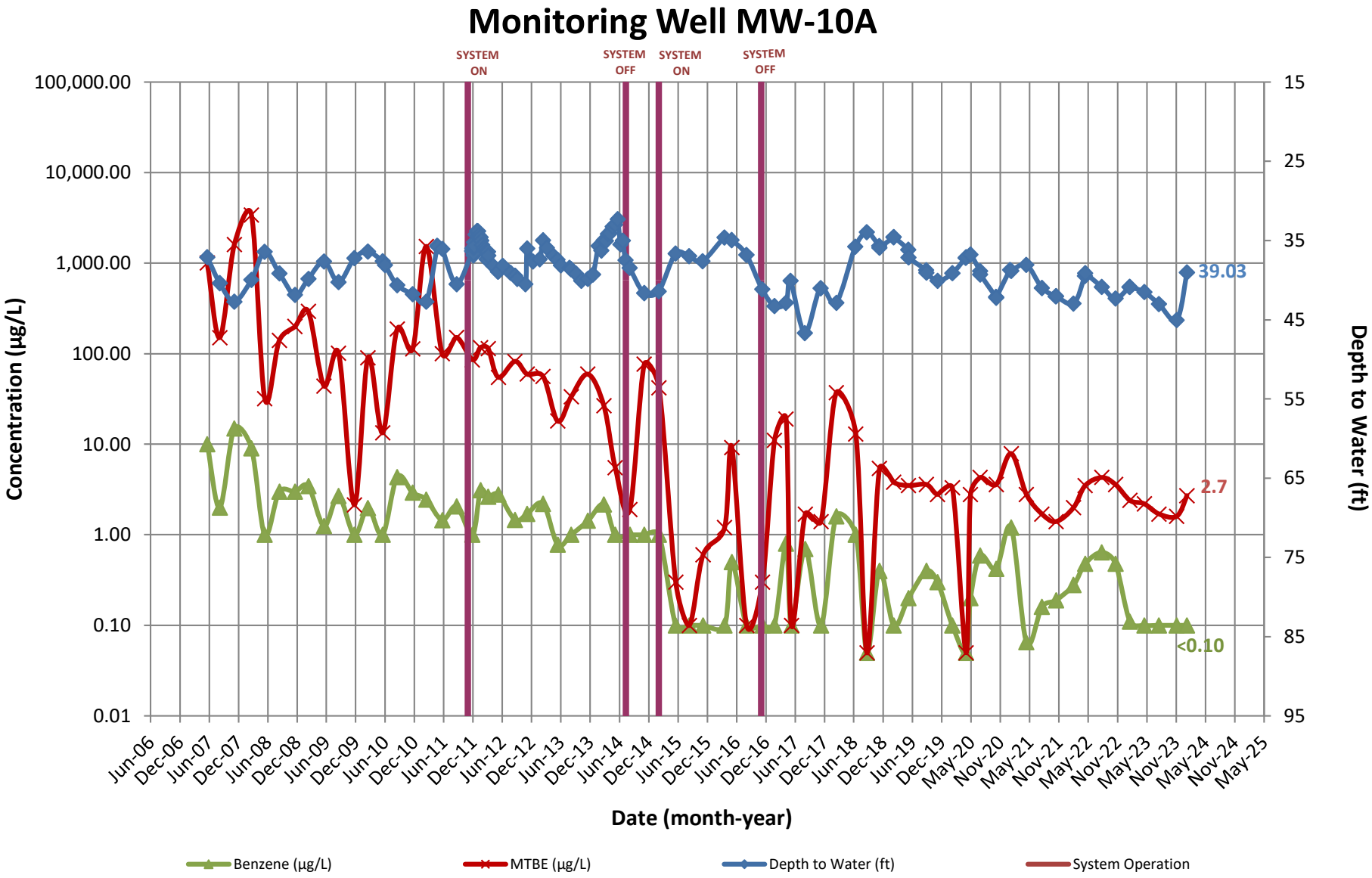

CONCENTRATION HYDROGRAPHS

High's Store #141
19200 Middletown Rd., Parkton, MD

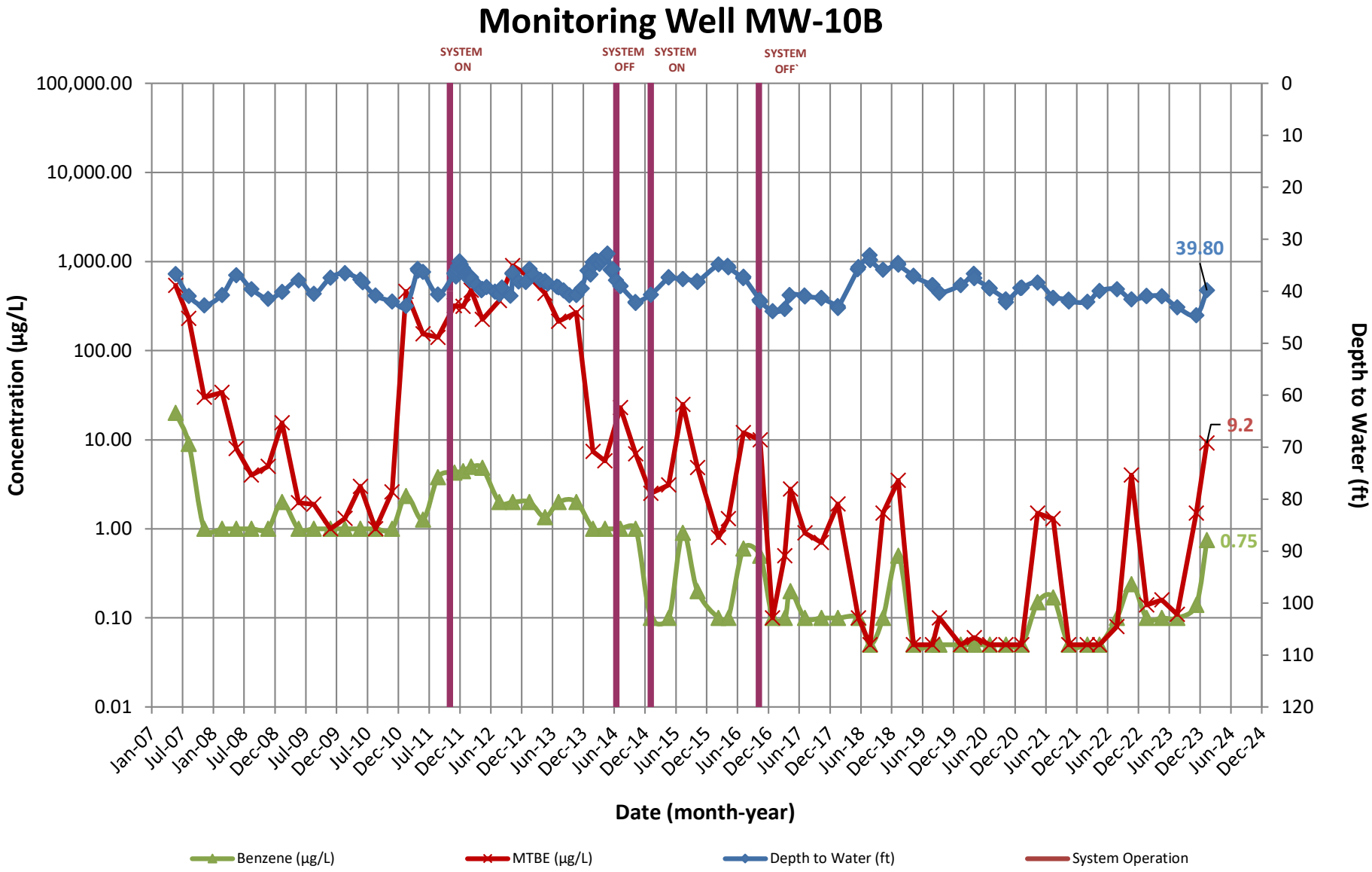

Appendix D

CONCENTRATION HYDROGRAPHS

High's Store #141
19200 Middletown Rd., Parkton, MD

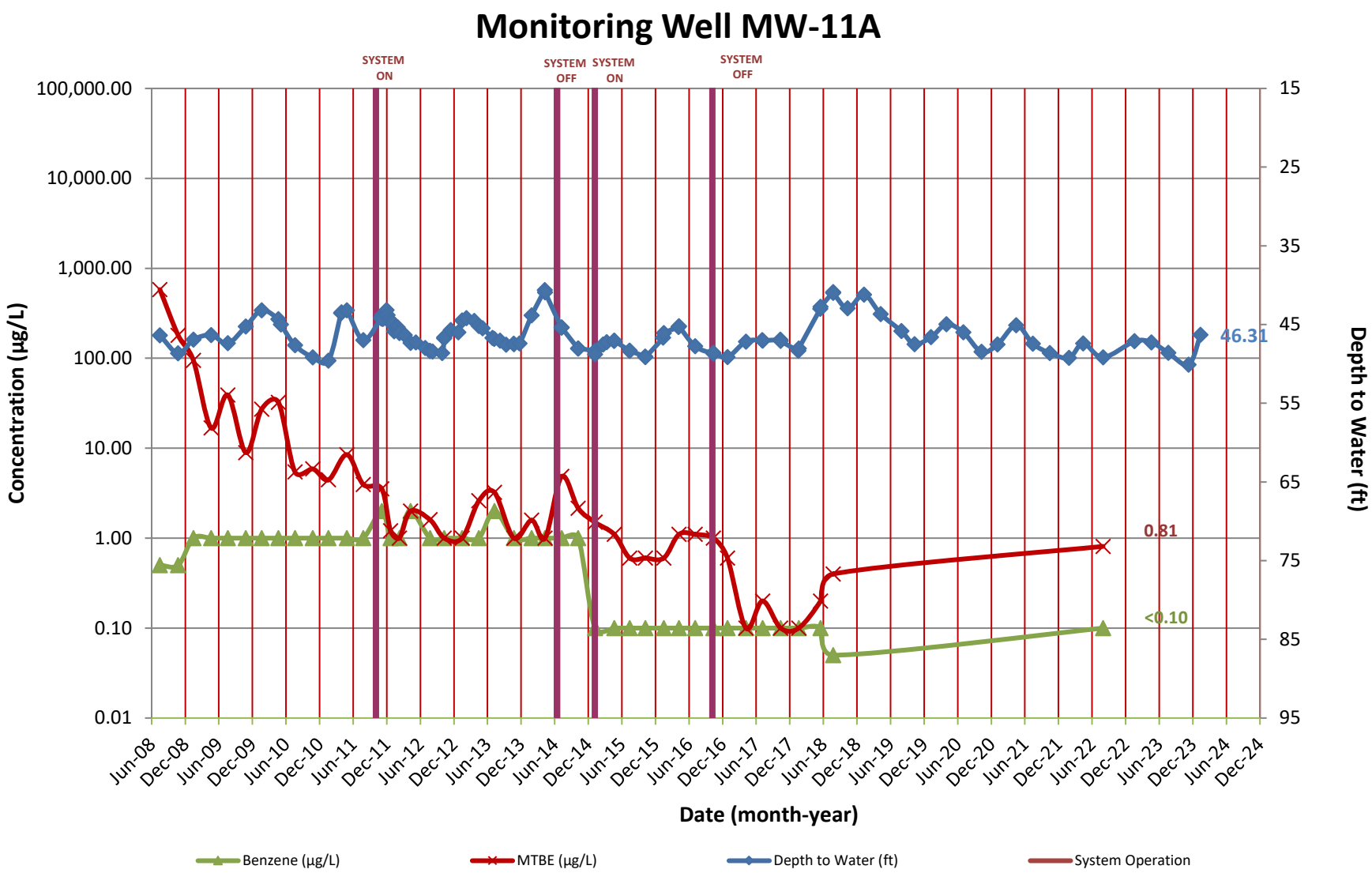

CONCENTRATION HYDROGRAPHS

High's Store #141
19200 Middletown Rd., Parkton, MD

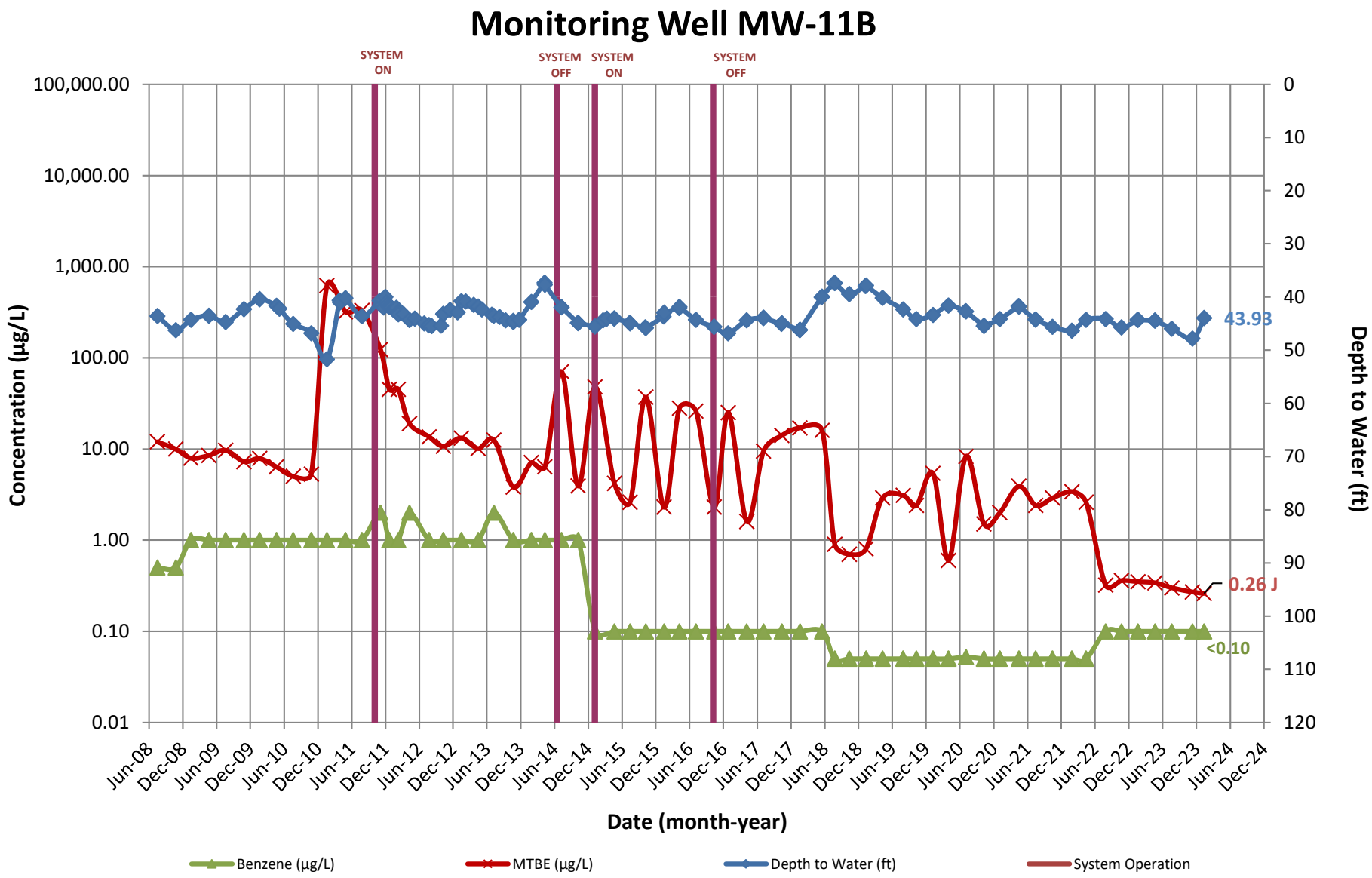

CONCENTRATION HYDROGRAPHS

High's Store #141
19200 Middletown Rd., Parkton, MD

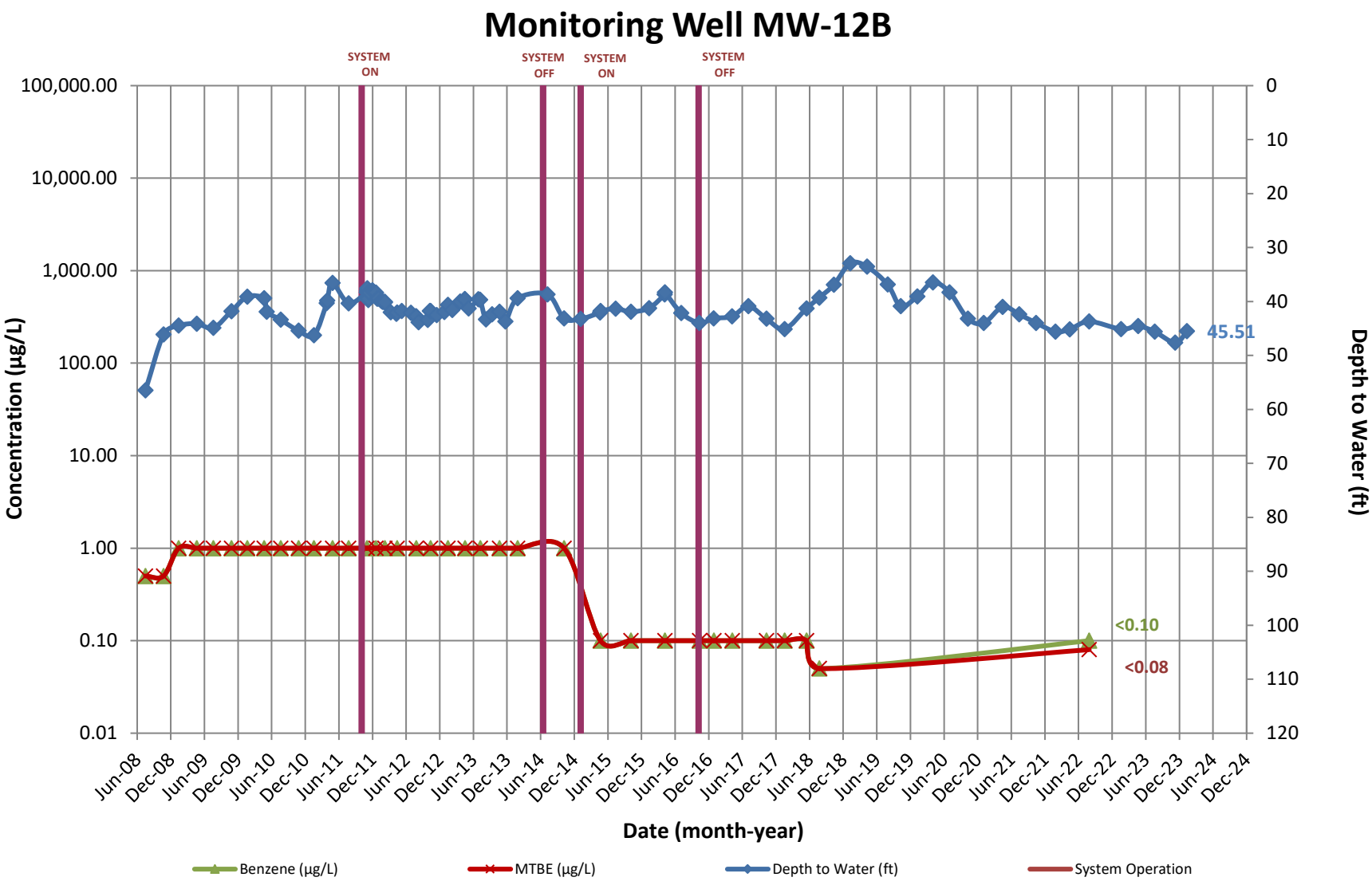

Appendix D

CONCENTRATION HYDROGRAPHS

High's Store #141
19200 Middletown Rd., Parkton, MD

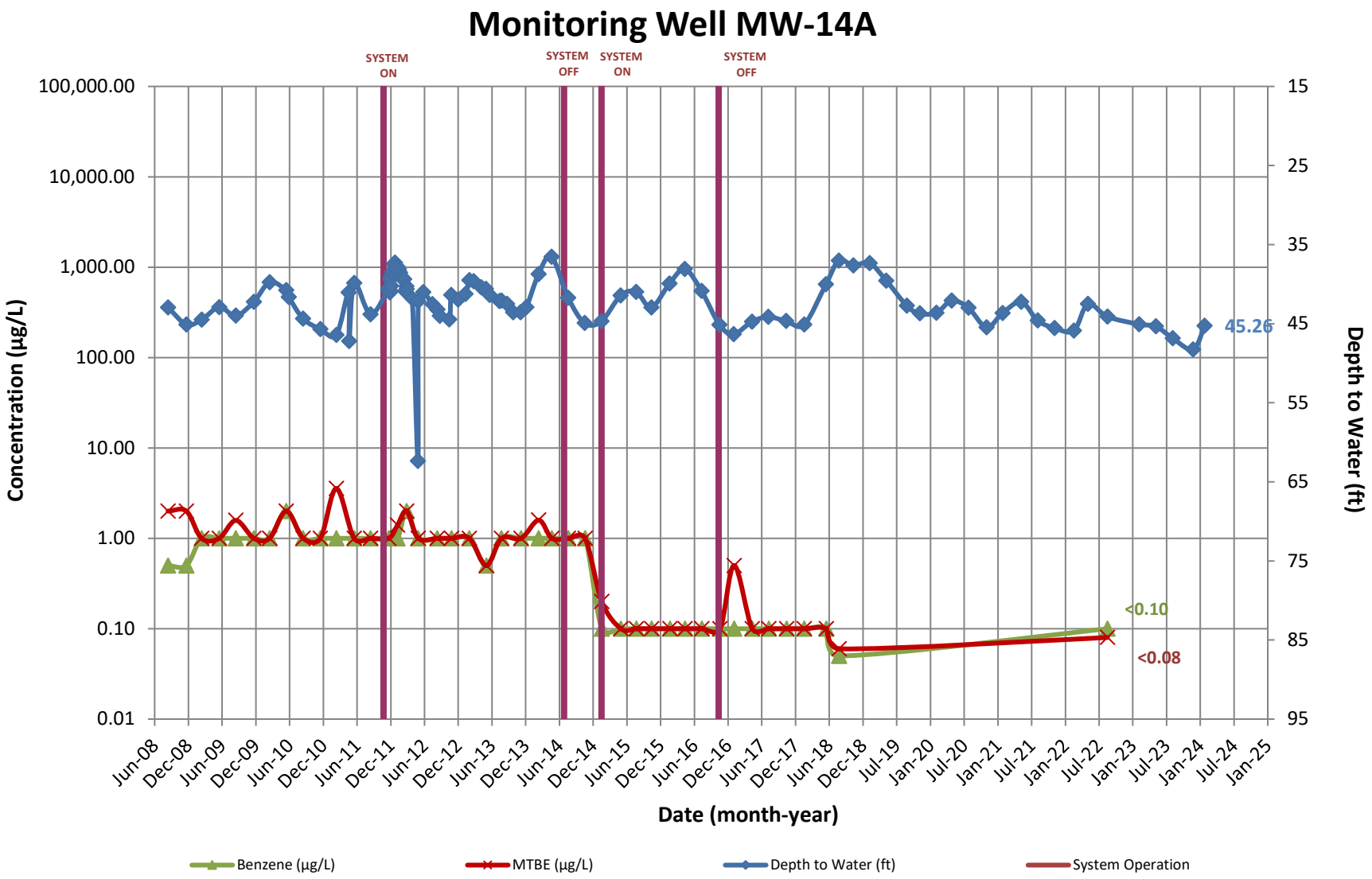

CONCENTRATION HYDROGRAPHS

High's Store #141
19200 Middletown Rd., Parkton, MD

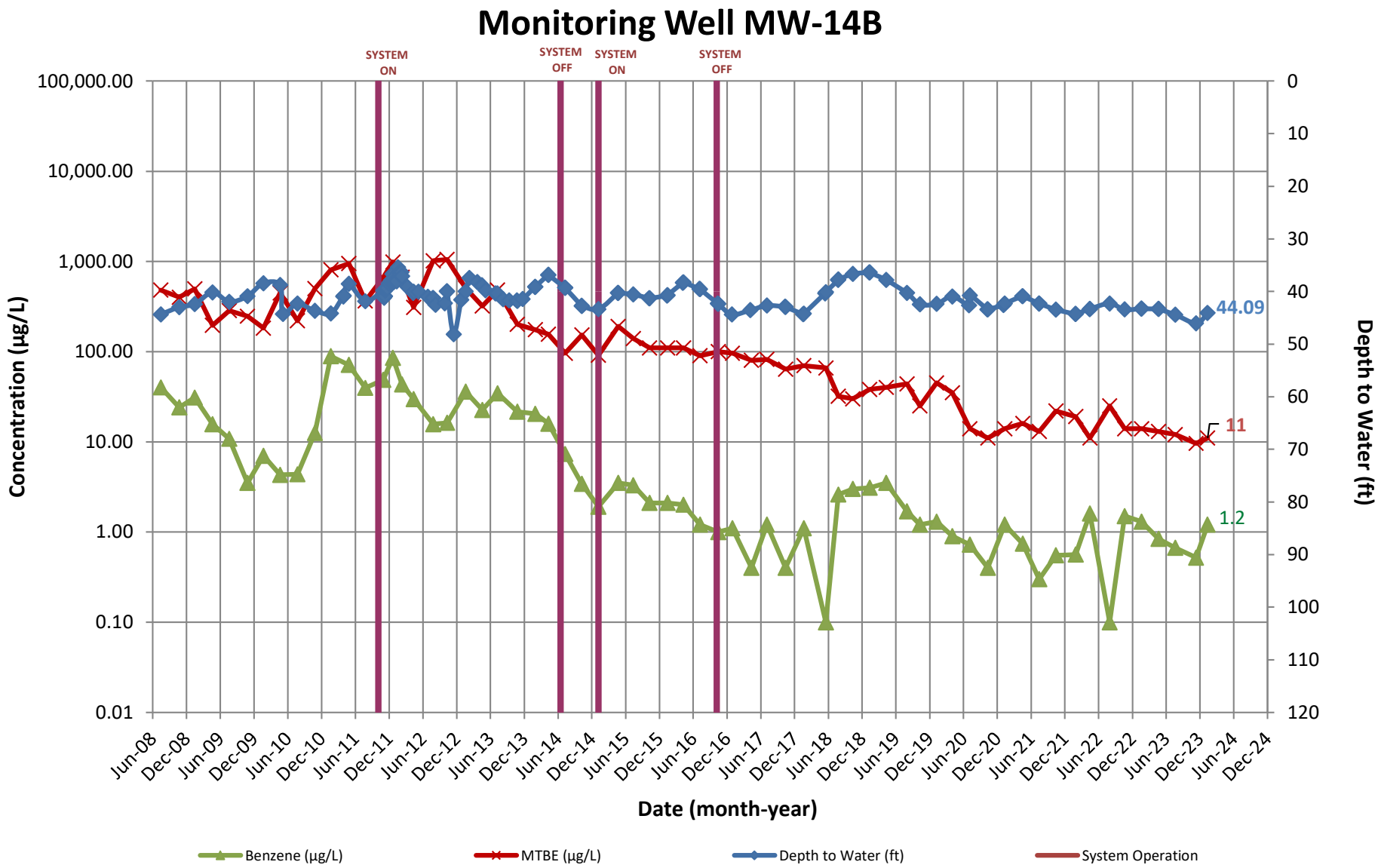

CONCENTRATION HYDROGRAPHS

High's Store #141
19200 Middletown Rd., Parkton, MD

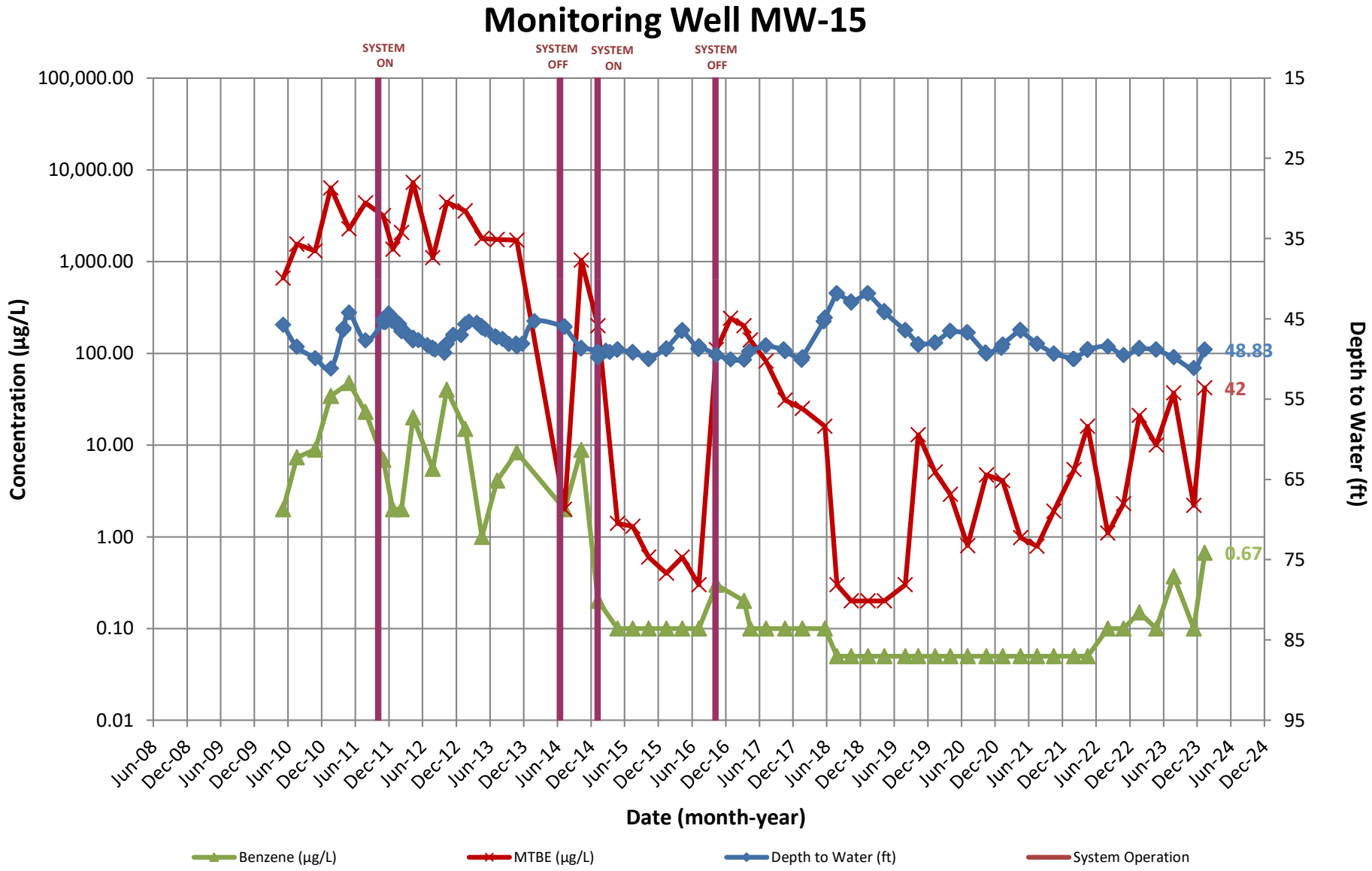

Appendix D

CONCENTRATION HYDROGRAPHS

High's Store #141
19200 Middletown Rd., Parkton, MD

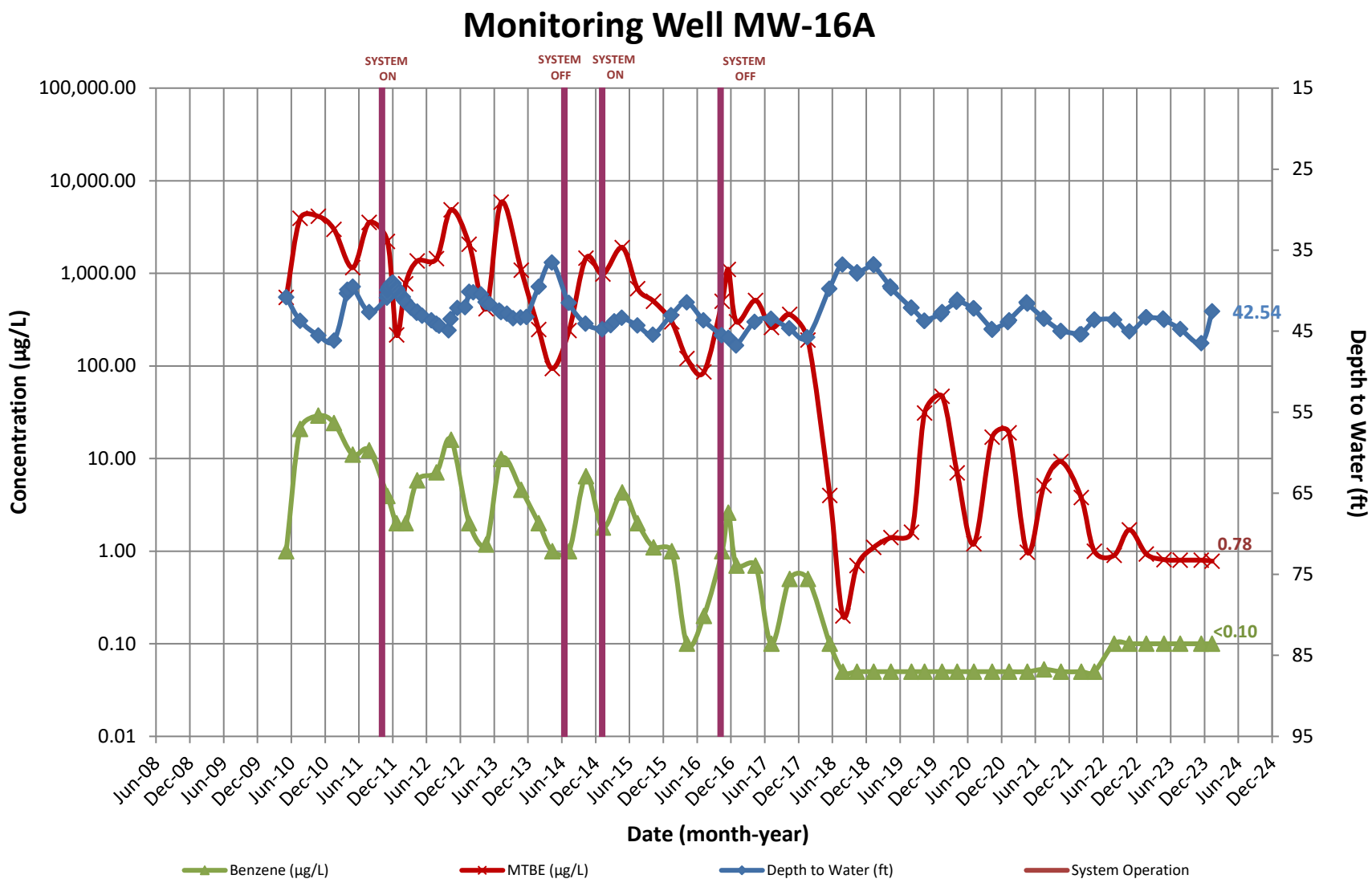

CONCENTRATION HYDROGRAPHS

High's Store #141
19200 Middletown Rd., Parkton, MD

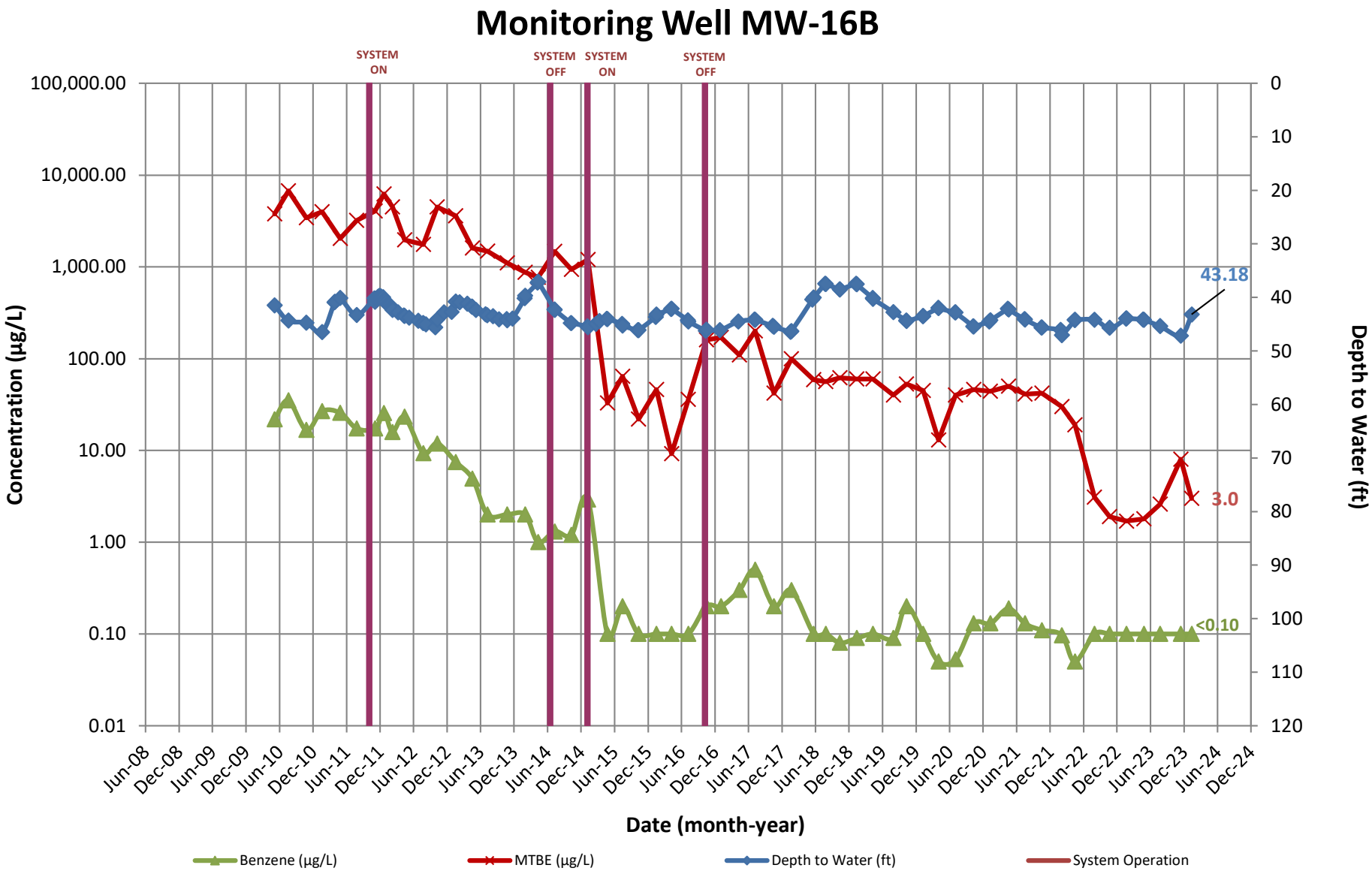

CONCENTRATION HYDROGRAPHS

High's Store #141
19200 Middletown Rd., Parkton, MD

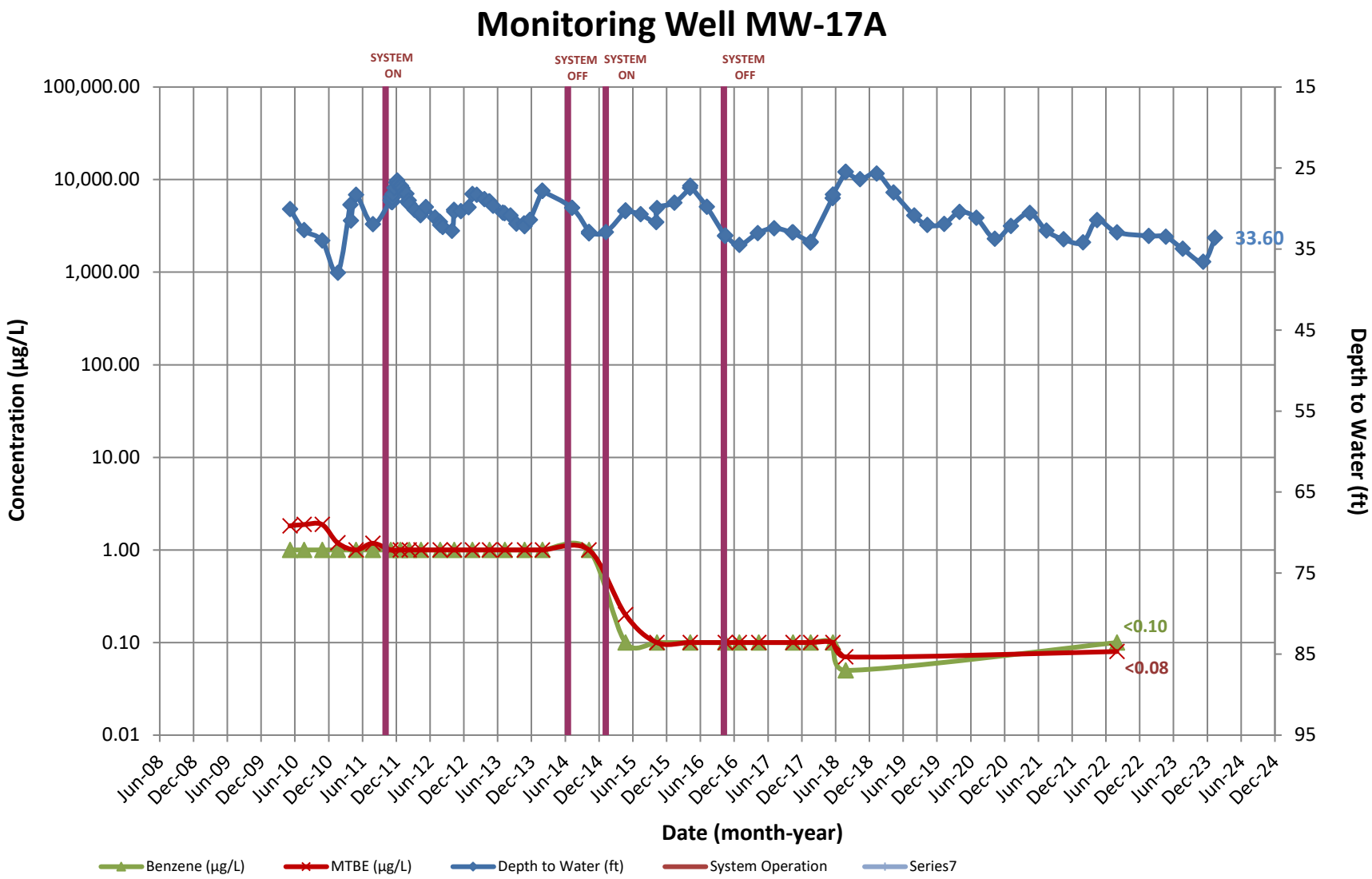

Appendix D

CONCENTRATION HYDROGRAPHS

High's Store #141
19200 Middletown Rd., Parkton, MD

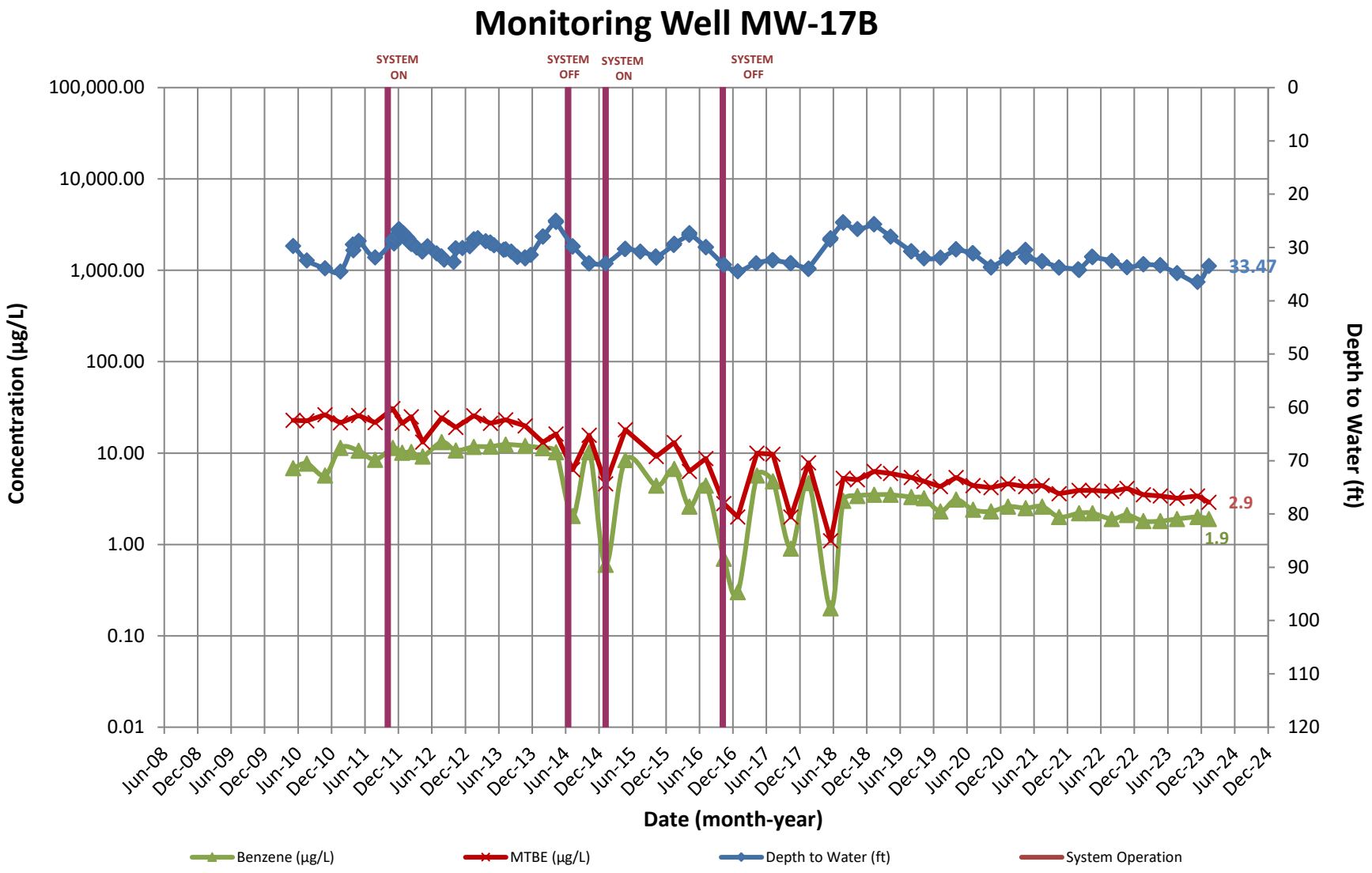

CONCENTRATION HYDROGRAPHS

High's Store #141
19200 Middletown Rd., Parkton, MD

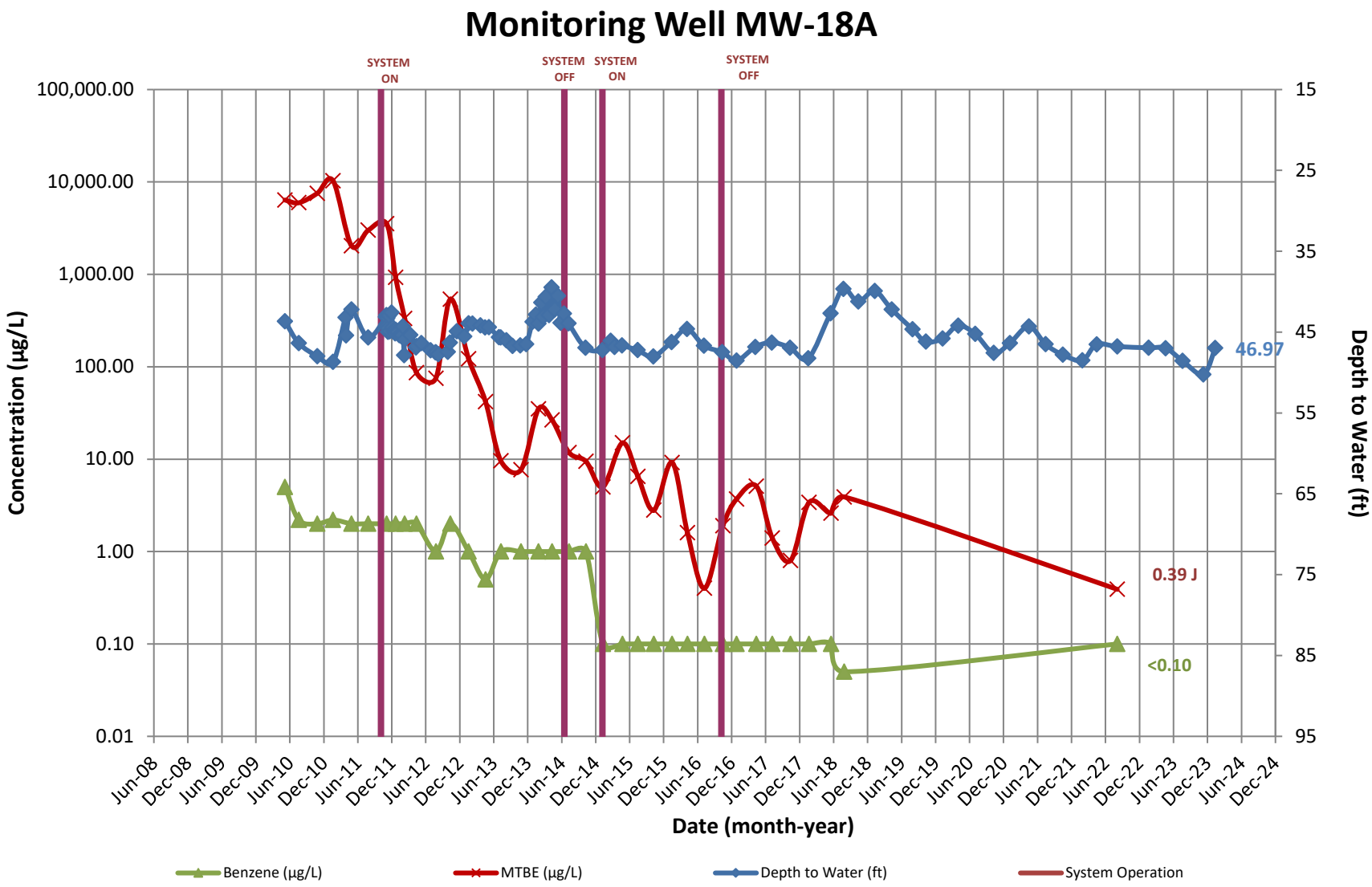

CONCENTRATION HYDROGRAPHS

High's Store #141
19200 Middletown Rd., Parkton, MD

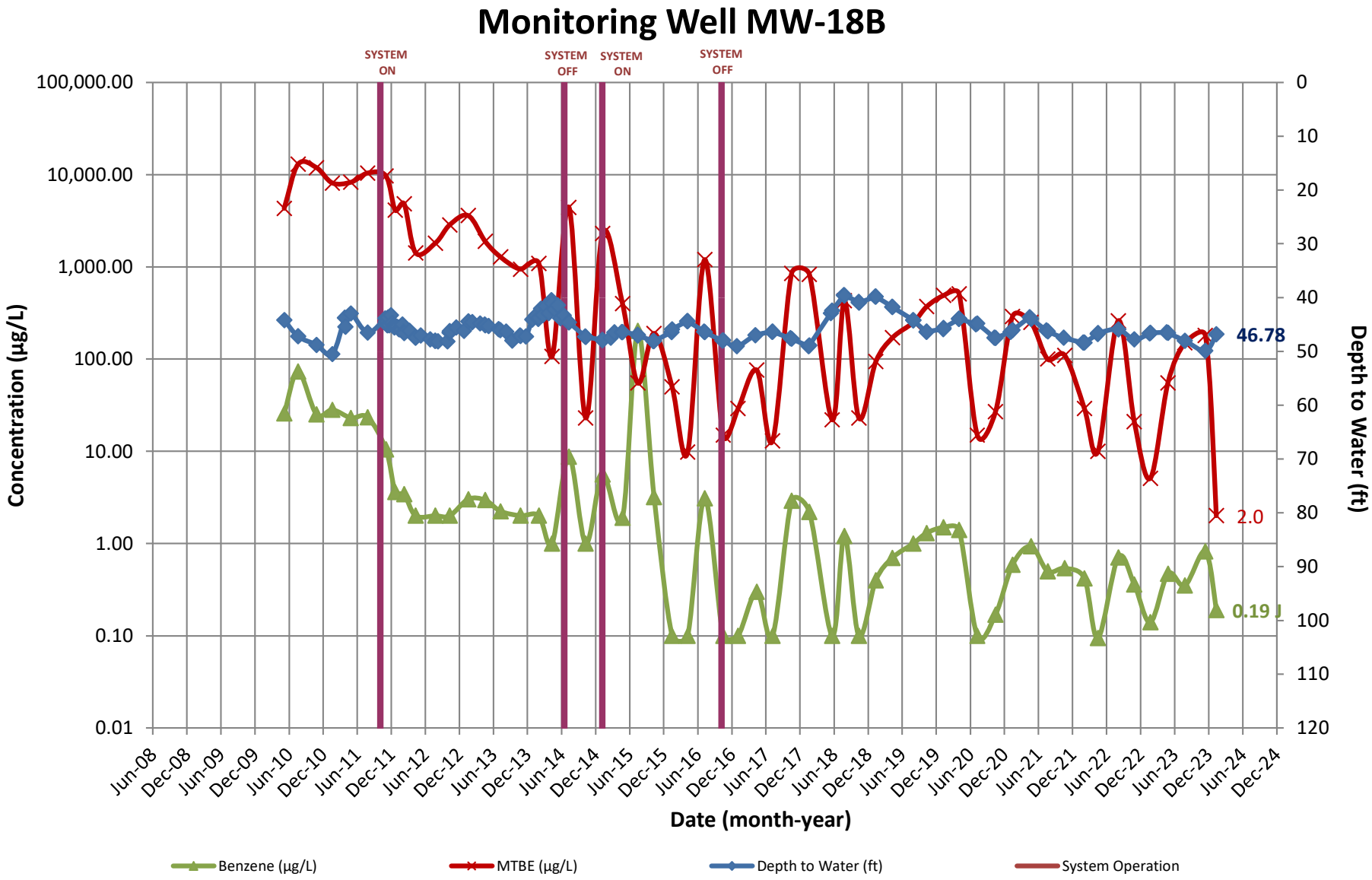

Appendix D

CONCENTRATION HYDROGRAPHS

High's Store #141
19200 Middletown Rd., Parkton, MD

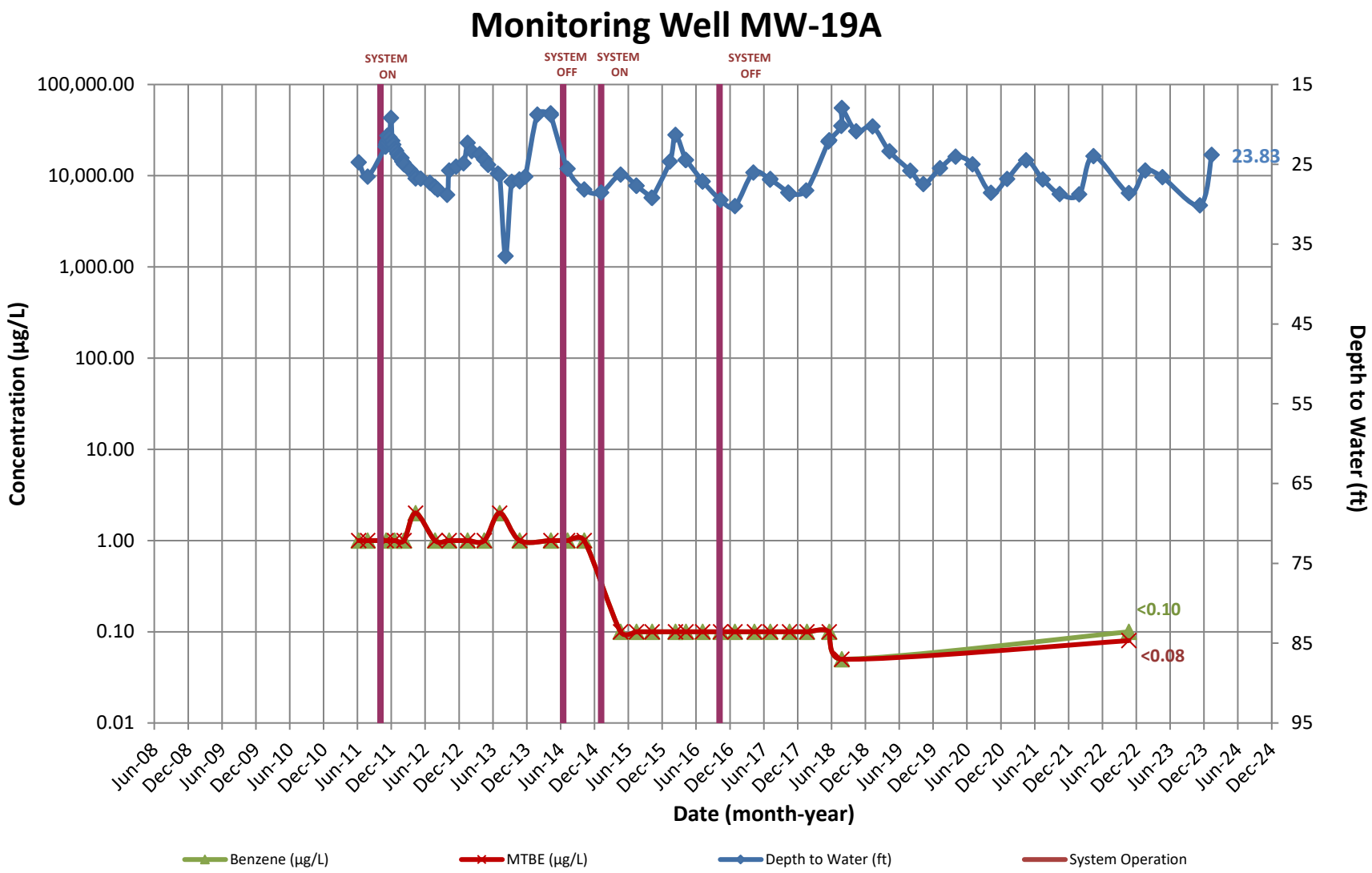

CONCENTRATION HYDROGRAPHS

High's Store #141
19200 Middletown Rd., Parkton, MD

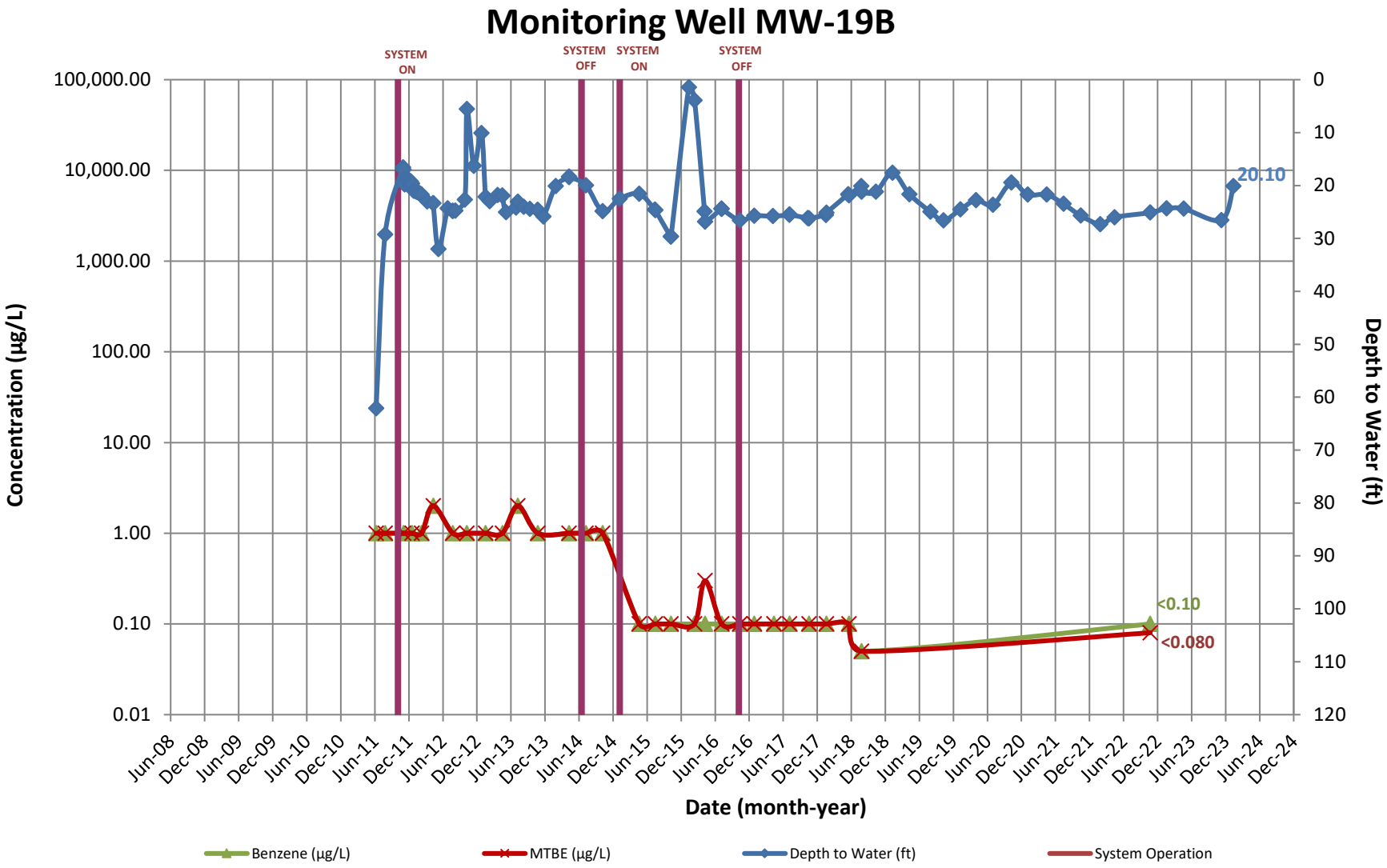

Appendix D

CONCENTRATION HYDROGRAPHS

High's Store #141
19200 Middletown Rd., Parkton, MD

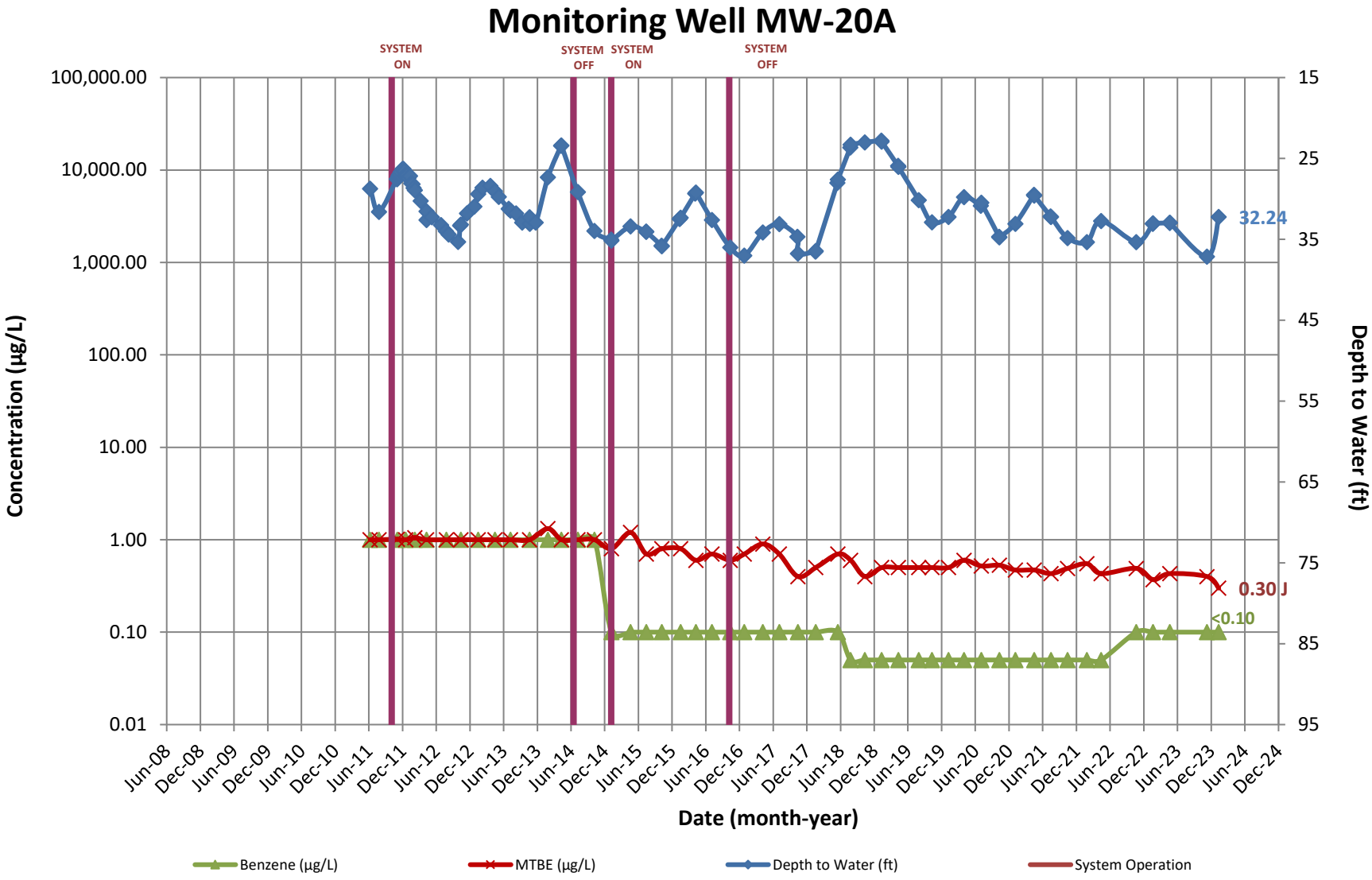

CONCENTRATION HYDROGRAPHS

High's Store #141
19200 Middletown Rd., Parkton, MD

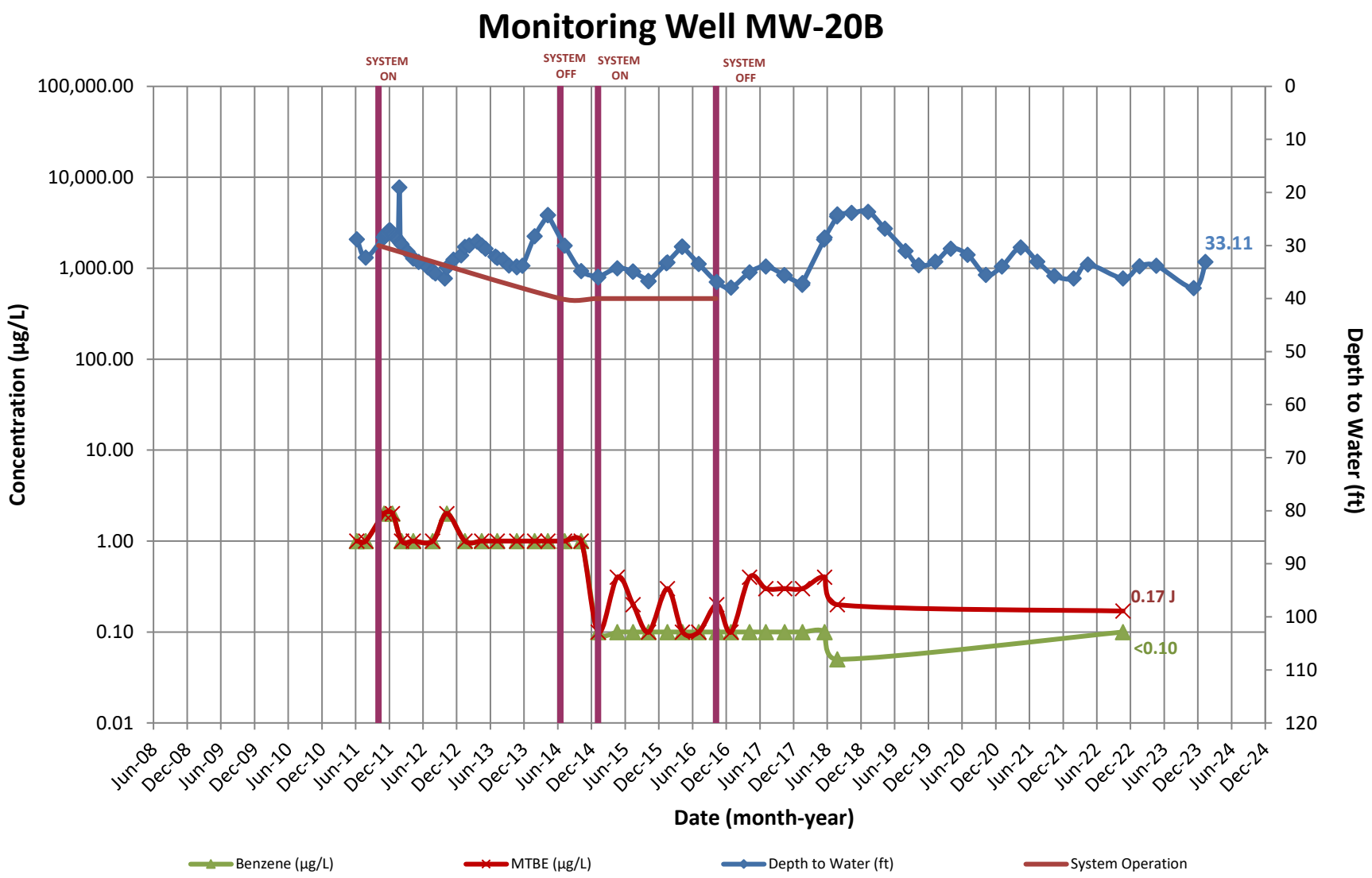

Appendix D

CONCENTRATION HYDROGRAPHS

High's Store #141
19200 Middletown Rd., Parkton, MD

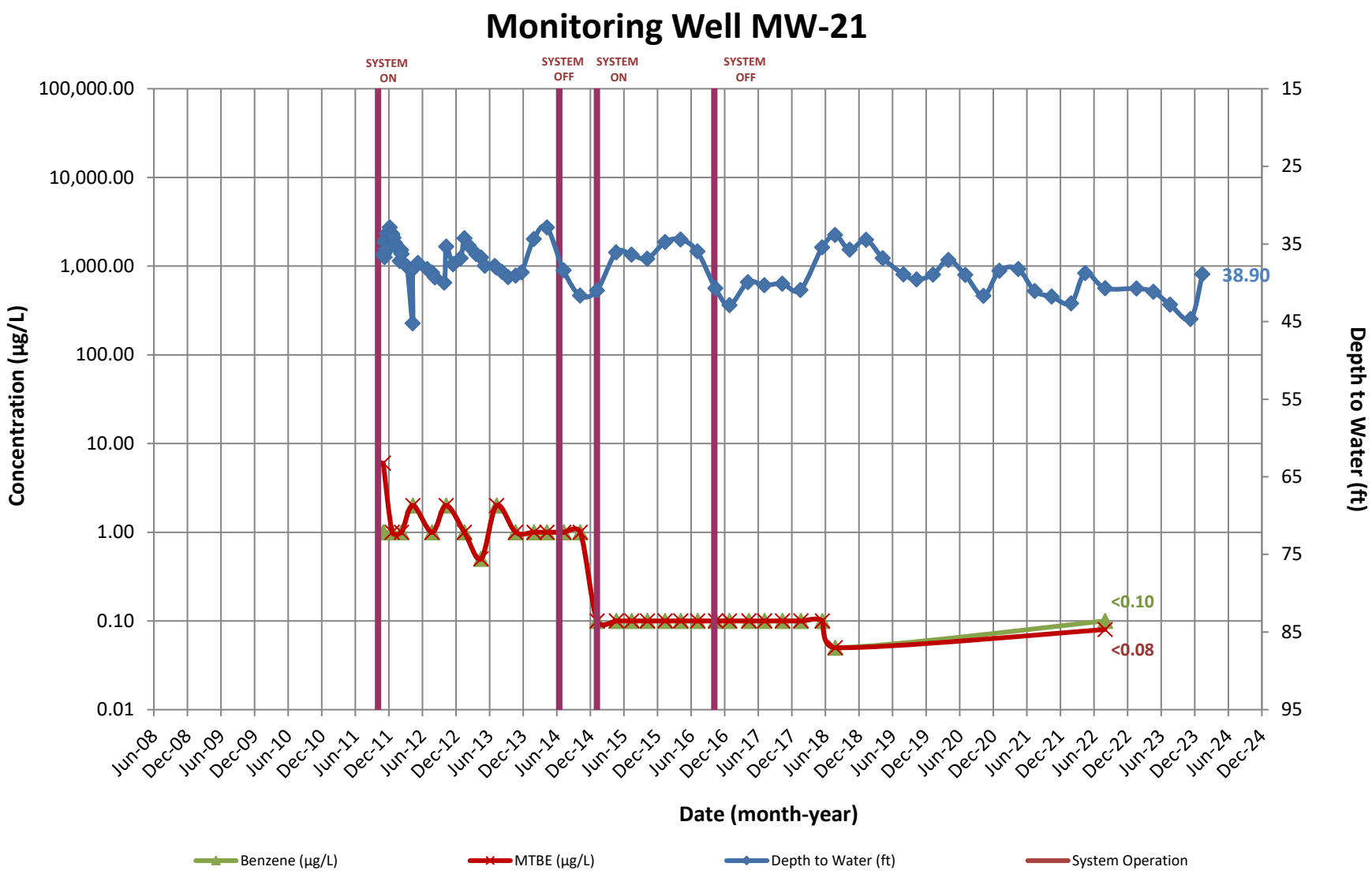

CONCENTRATION HYDROGRAPHS

High's Store #141
19200 Middletown Rd., Parkton, MD

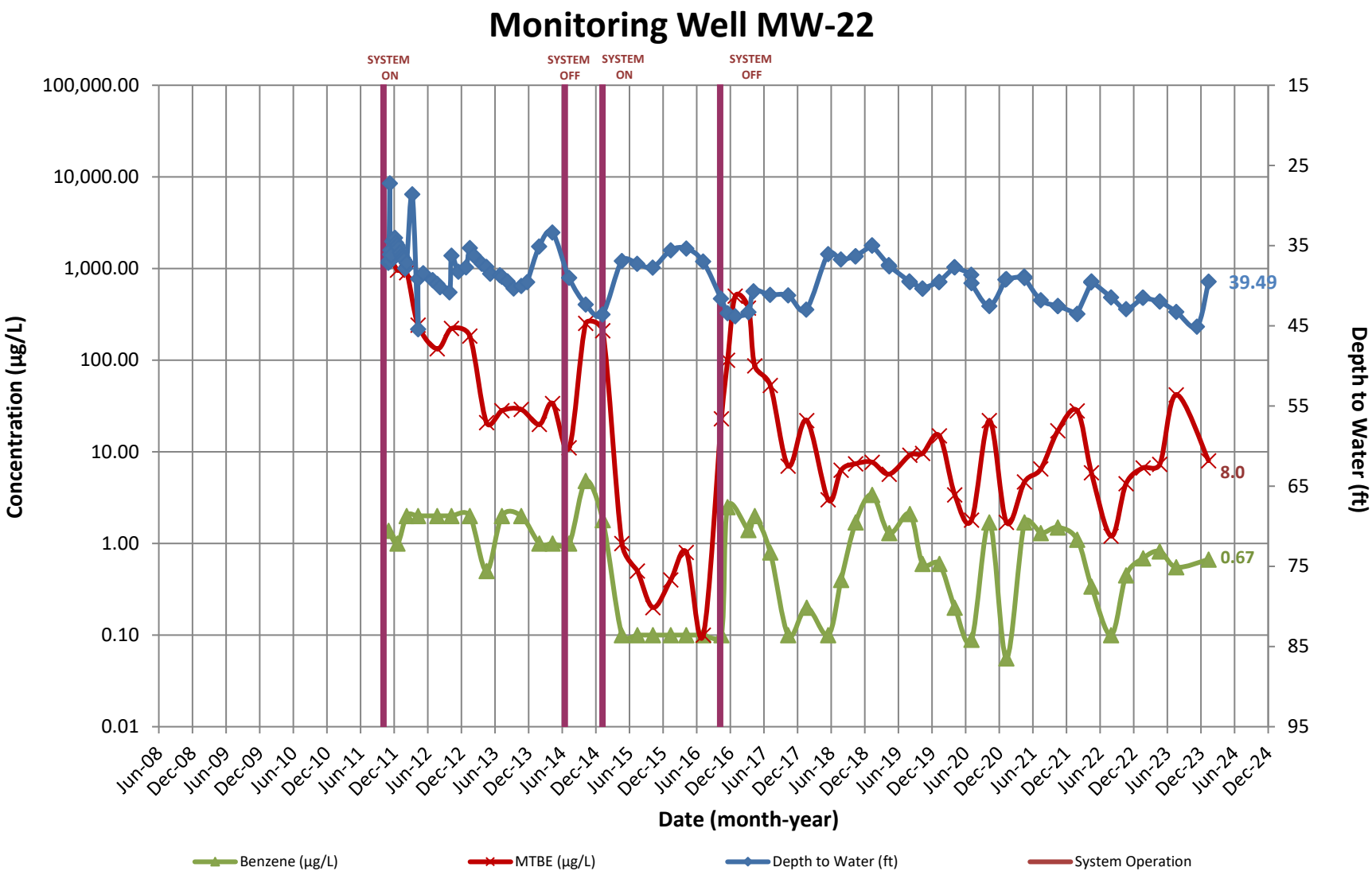

Appendix D

CONCENTRATION HYDROGRAPHS

High's Store #141
19200 Middletown Rd., Parkton, MD

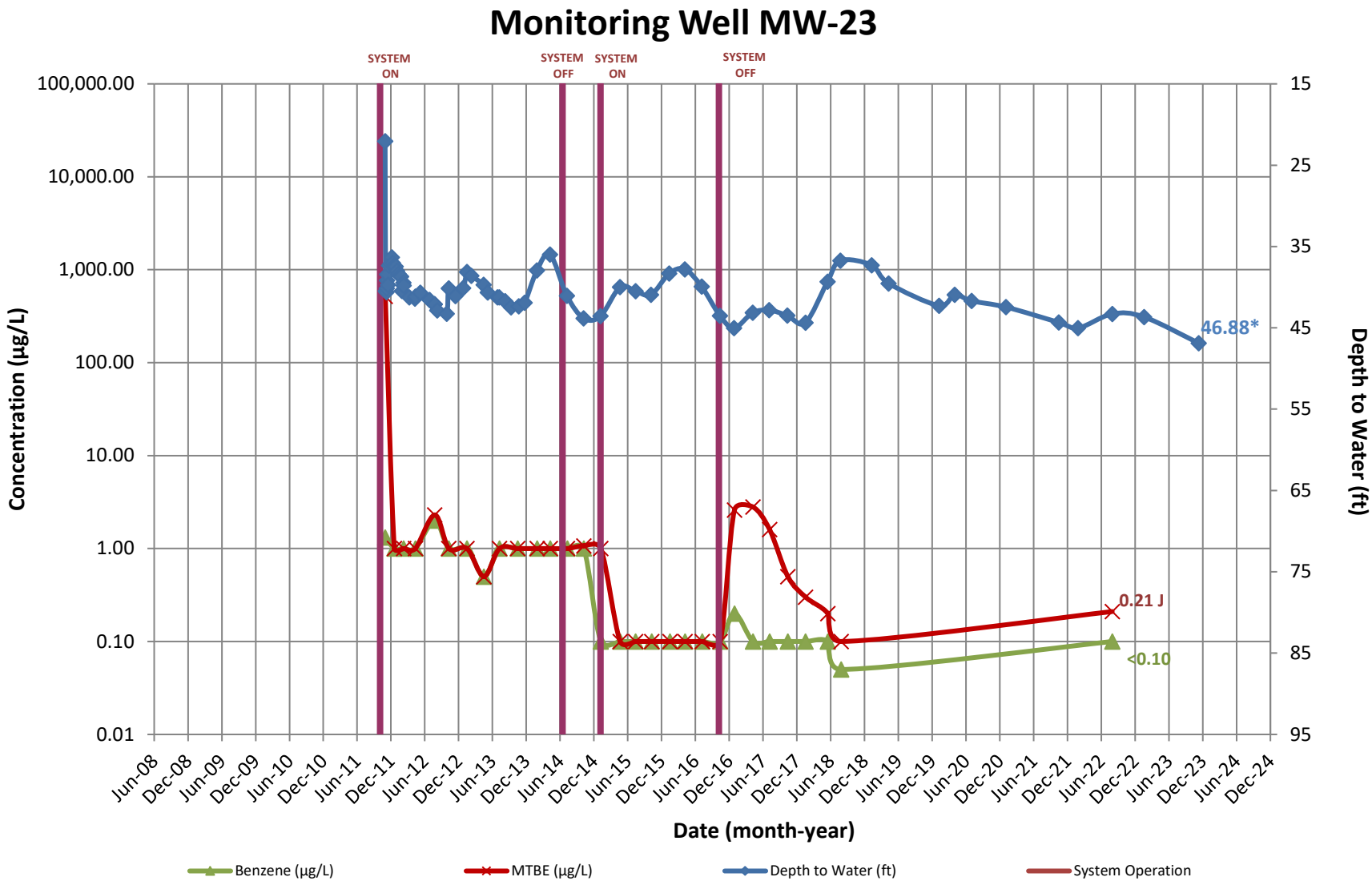

*Depth-To-Water measurement from 4Q 2023, Not gauged 1Q 2024 due to parked car

CONCENTRATION HYDROGRAPHS

High's Store #141
19200 Middletown Rd., Parkton, MD

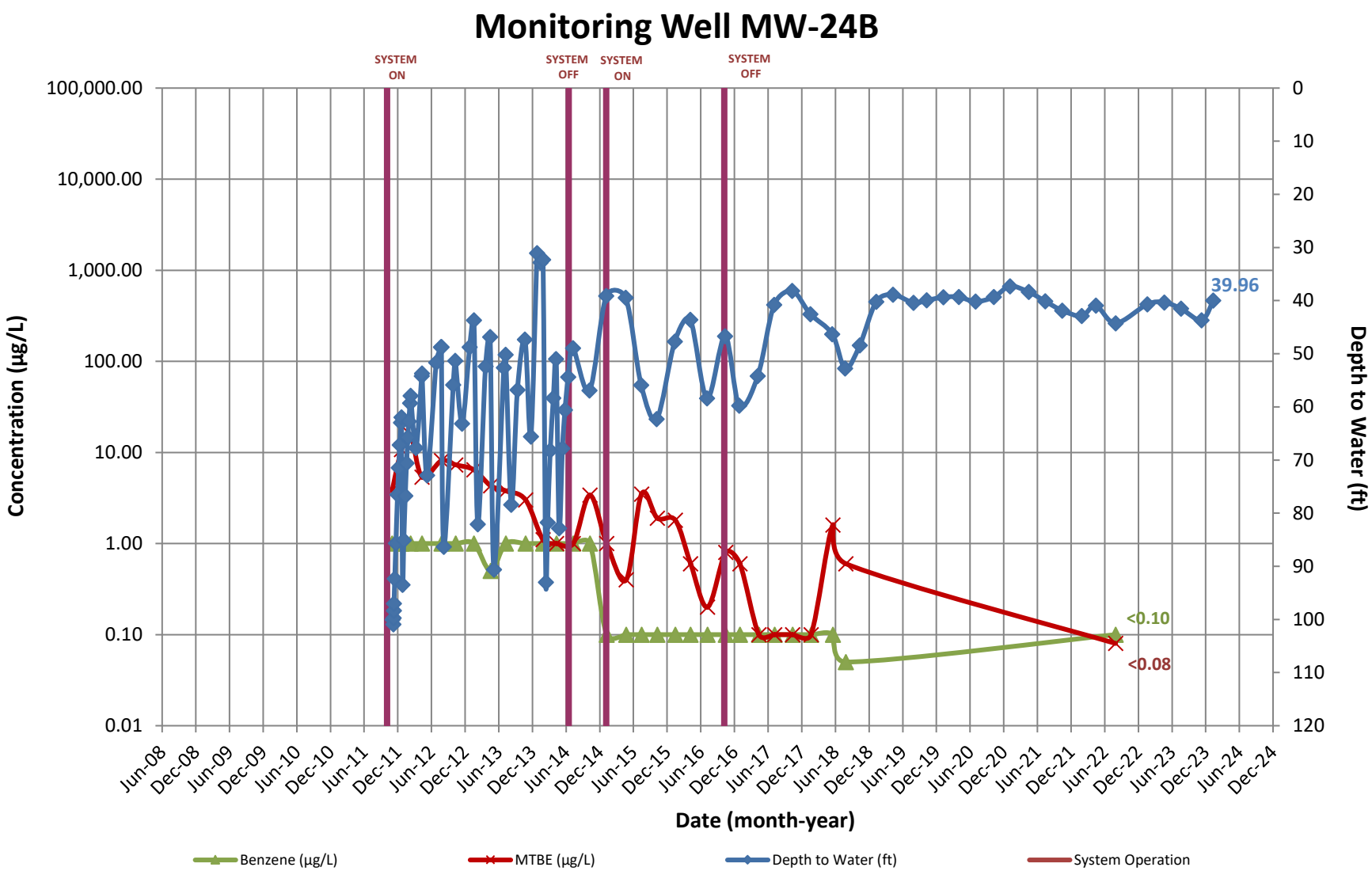

CONCENTRATION HYDROGRAPHS

High's Store #141
19200 Middletown Rd., Parkton, MD

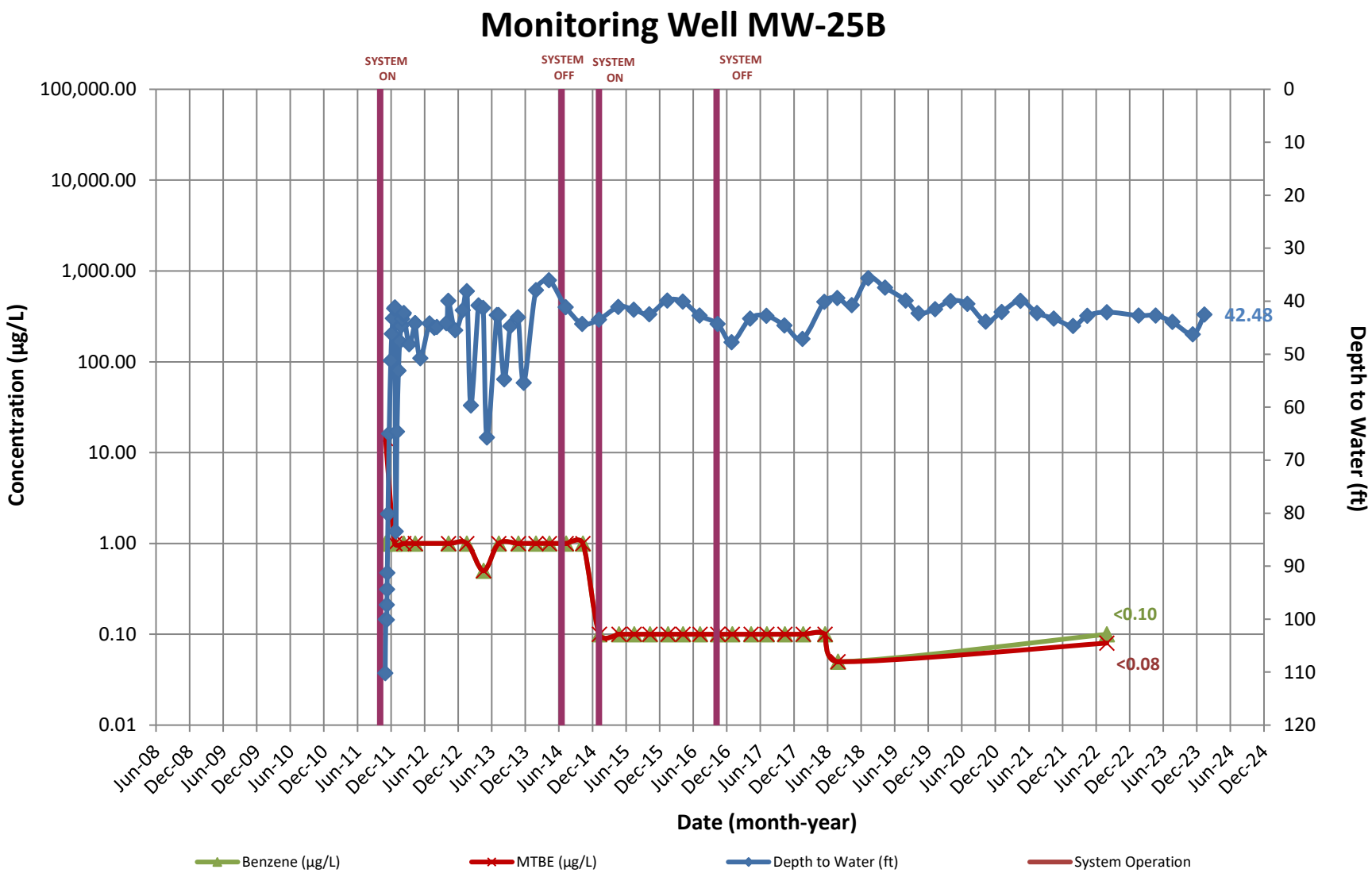

CONCENTRATION HYDROGRAPHS

High's Store #141
19200 Middletown Rd., Parkton, MD

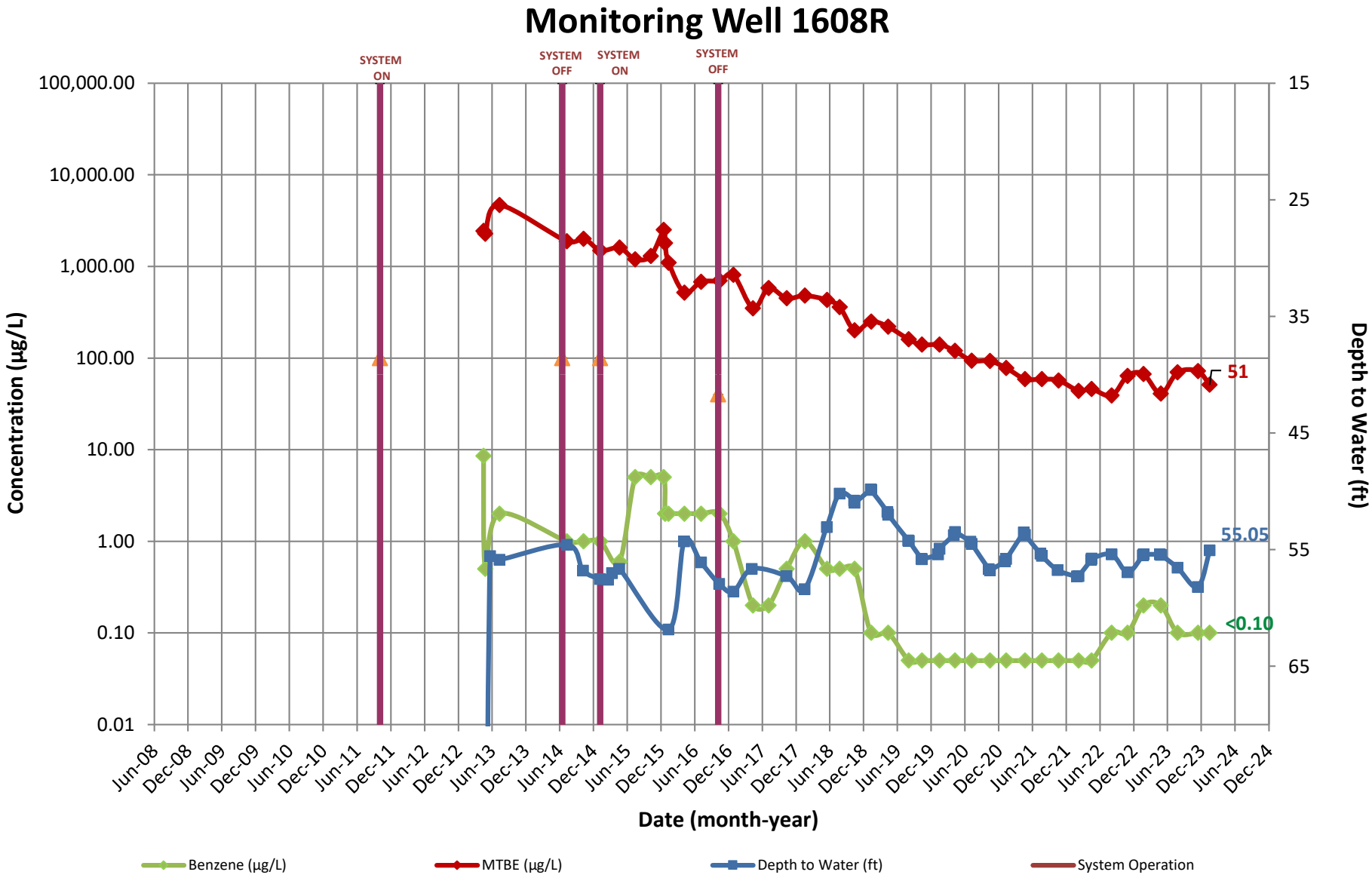

Appendix D

CONCENTRATION HYDROGRAPHS

High's Store #141
19200 Middletown Rd., Parkton, MD

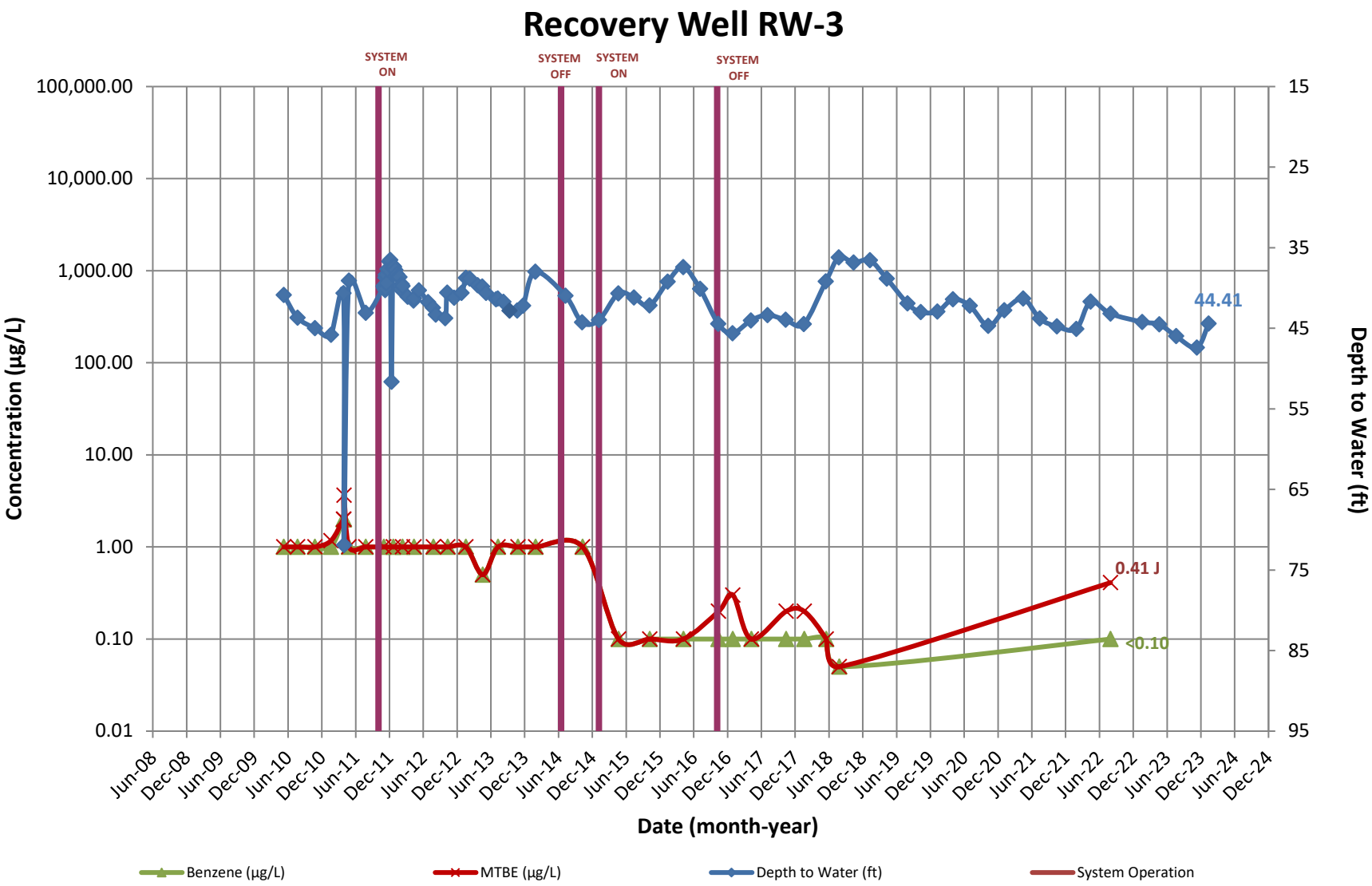

CONCENTRATION HYDROGRAPHS

High's Store #141
19200 Middletown Rd., Parkton, MD

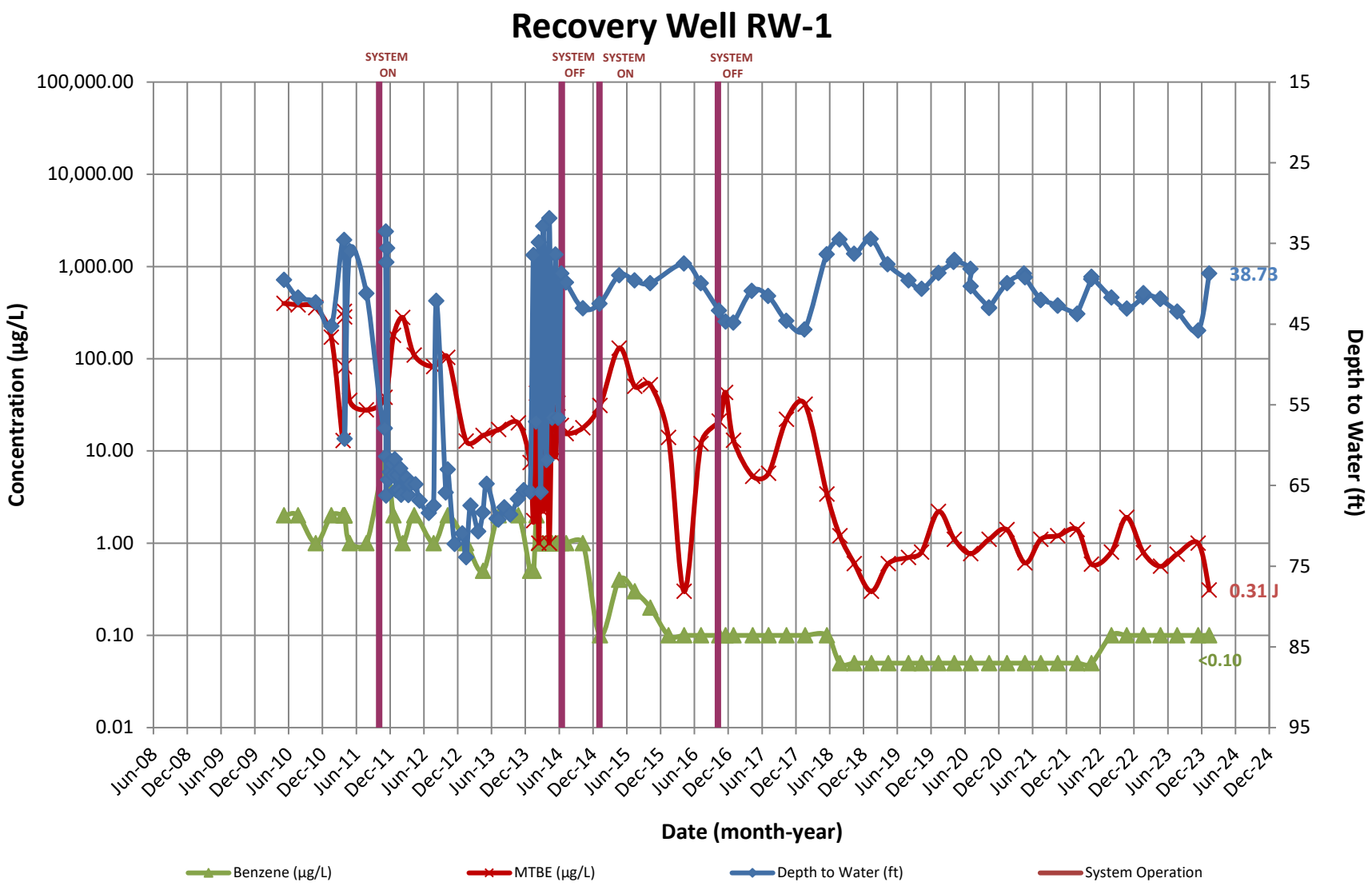

CONCENTRATION HYDROGRAPHS

High's Store #141
19200 Middletown Rd., Parkton, MD

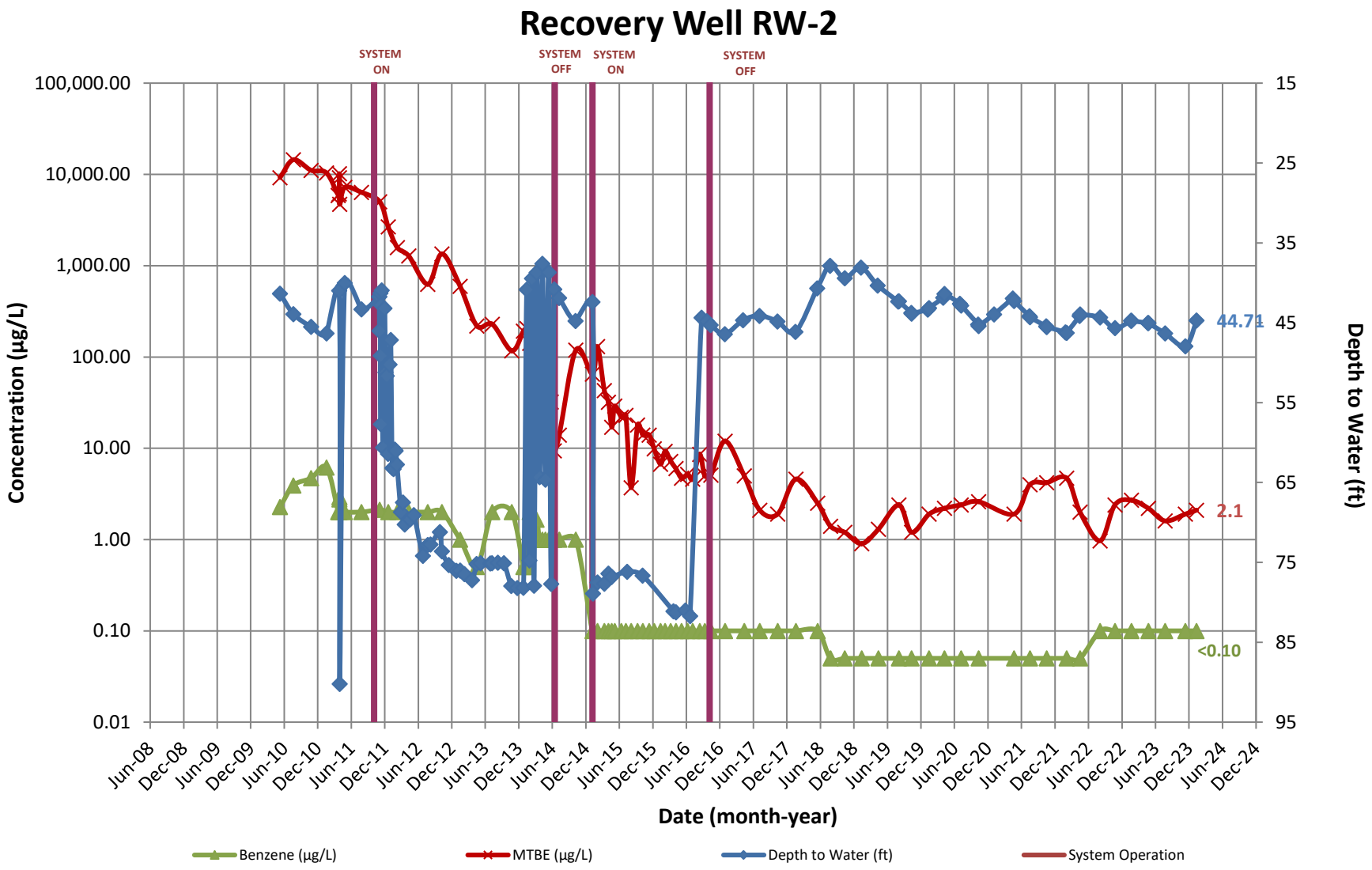

CONCENTRATION HYDROGRAPHS

High's Store #141
19200 Middletown Rd., Parkton, MD

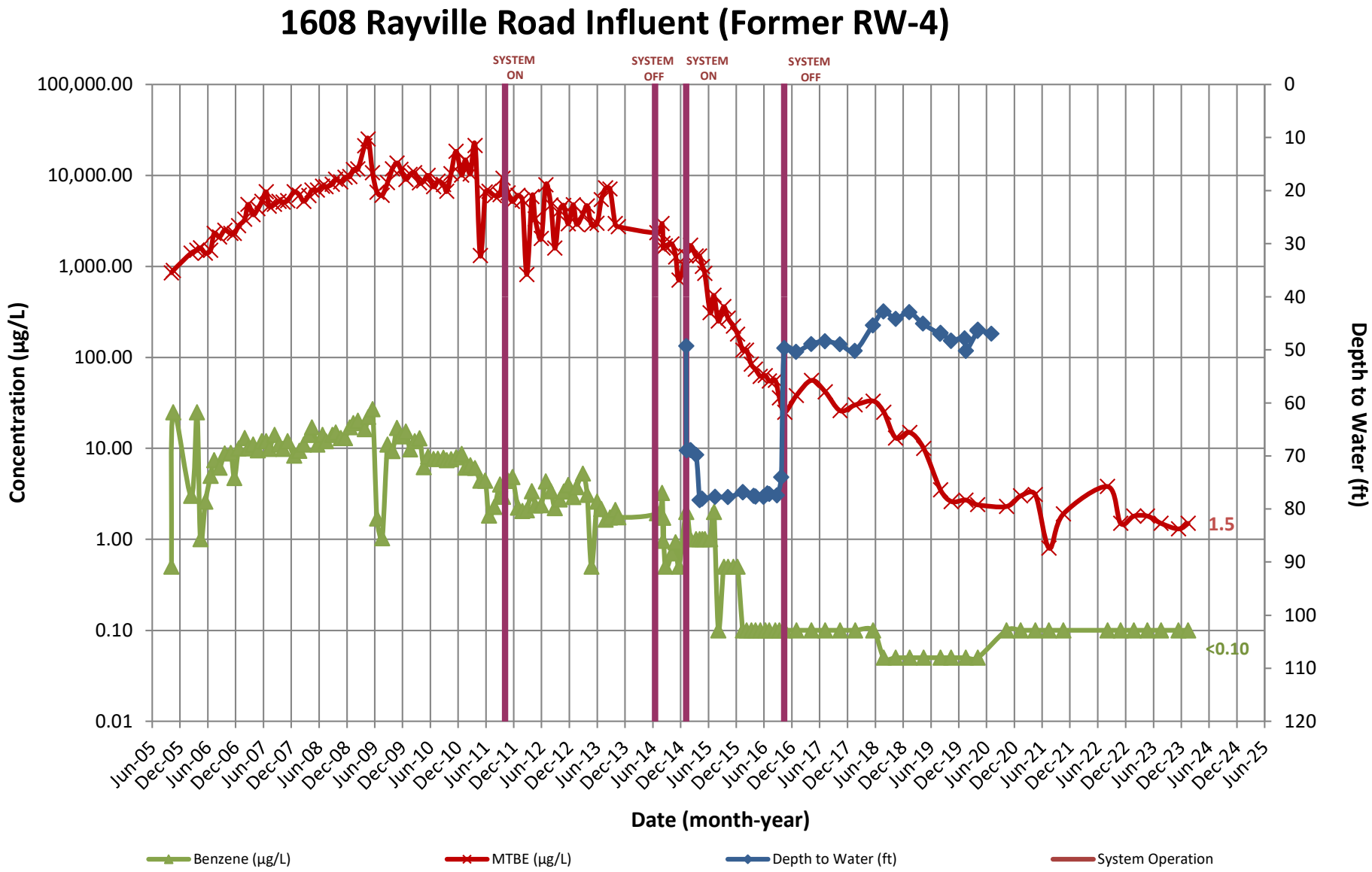

CONCENTRATION HYDROGRAPHS

High's Store #141
19200 Middletown Rd., Parkton, MD

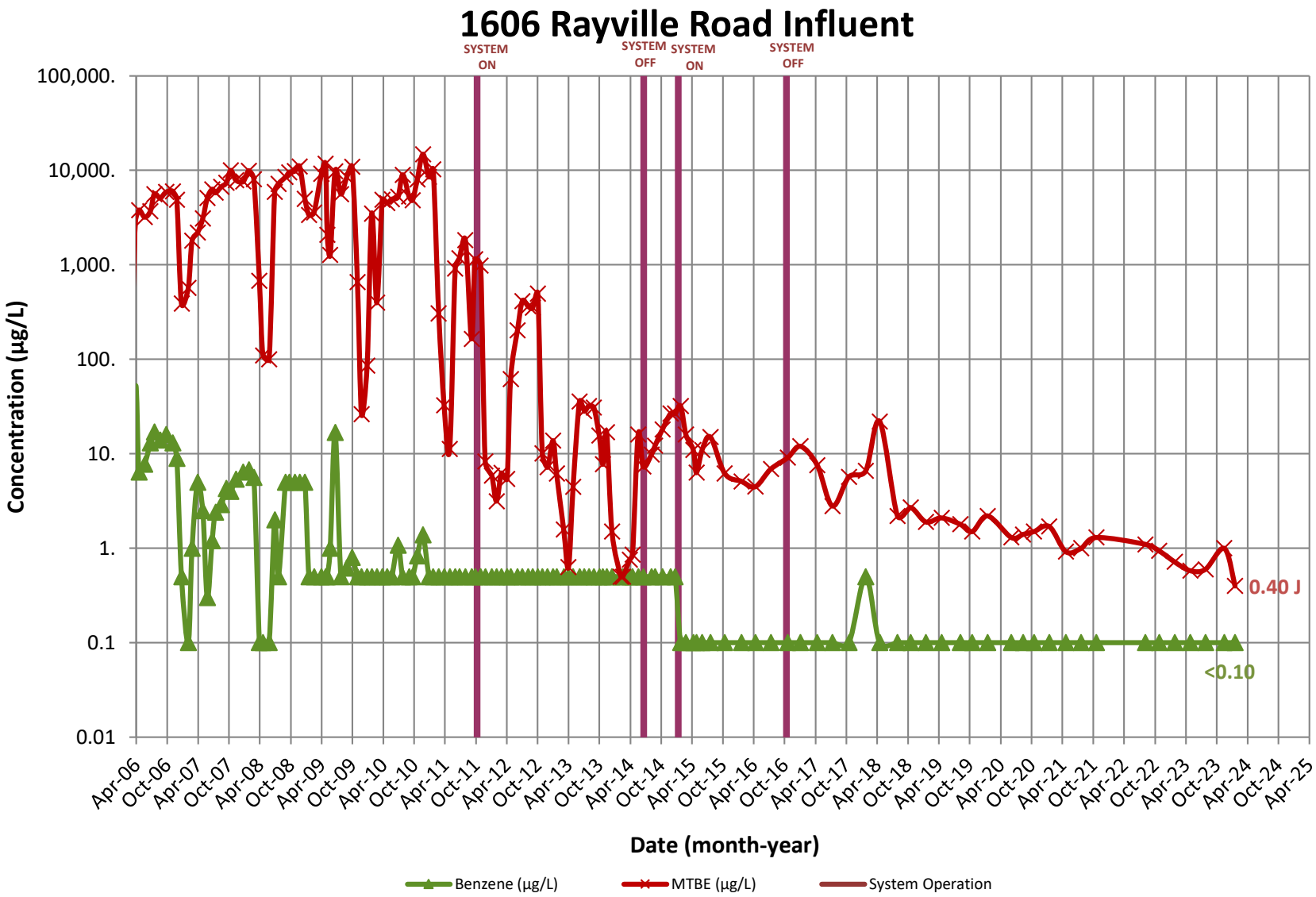

CONCENTRATION HYDROGRAPHS

High's Store #141
19200 Middletown Rd., Parkton, MD

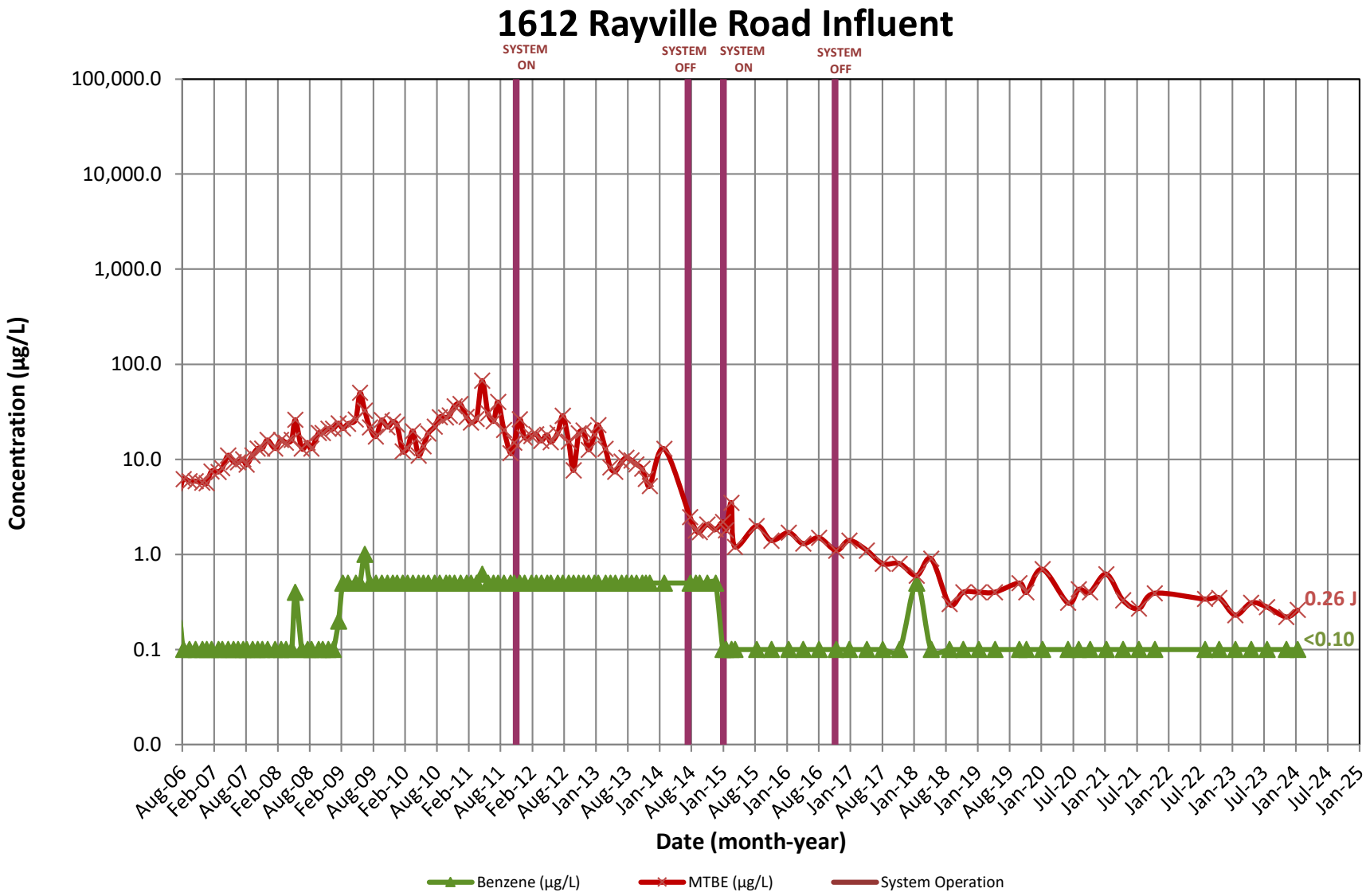

Appendix D

CONCENTRATION HYDROGRAPHS

High's Store #141
19200 Middletown Rd., Parkton, MD

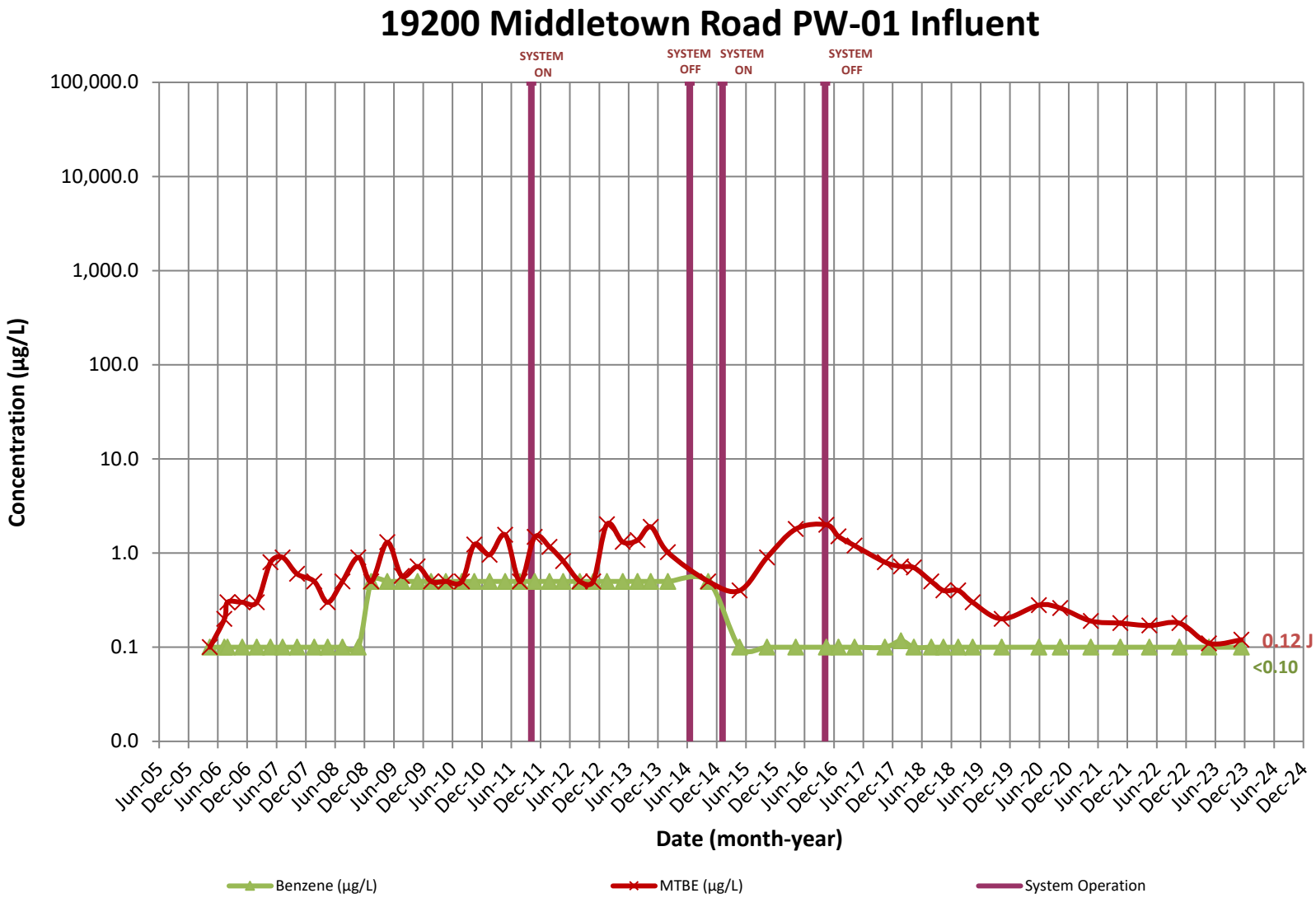

Appendix D

CONCENTRATION HYDROGRAPHS

High's Store #141
19200 Middletown Rd., Parkton, MD

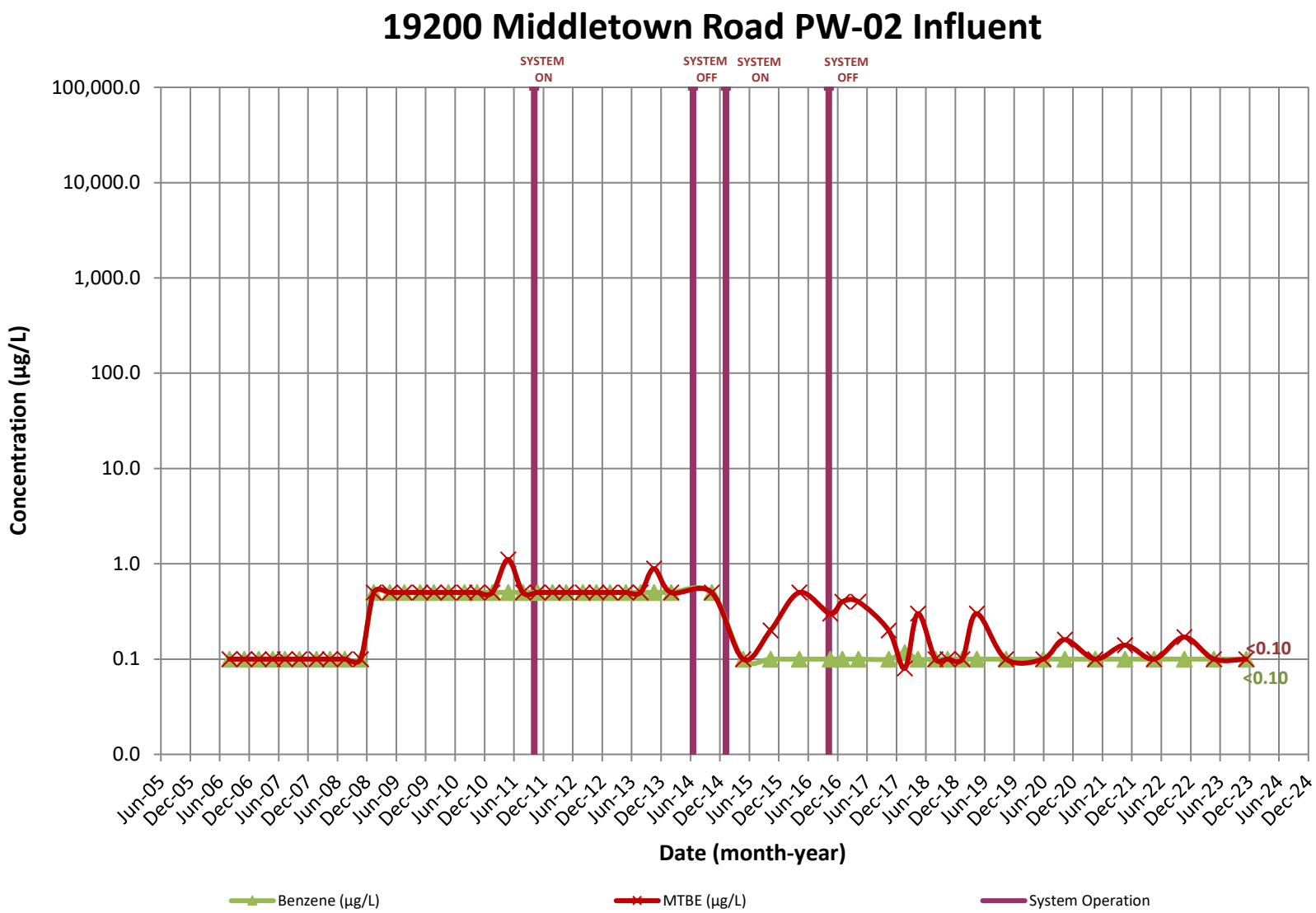

Appendix D

CONCENTRATION HYDROGRAPHS
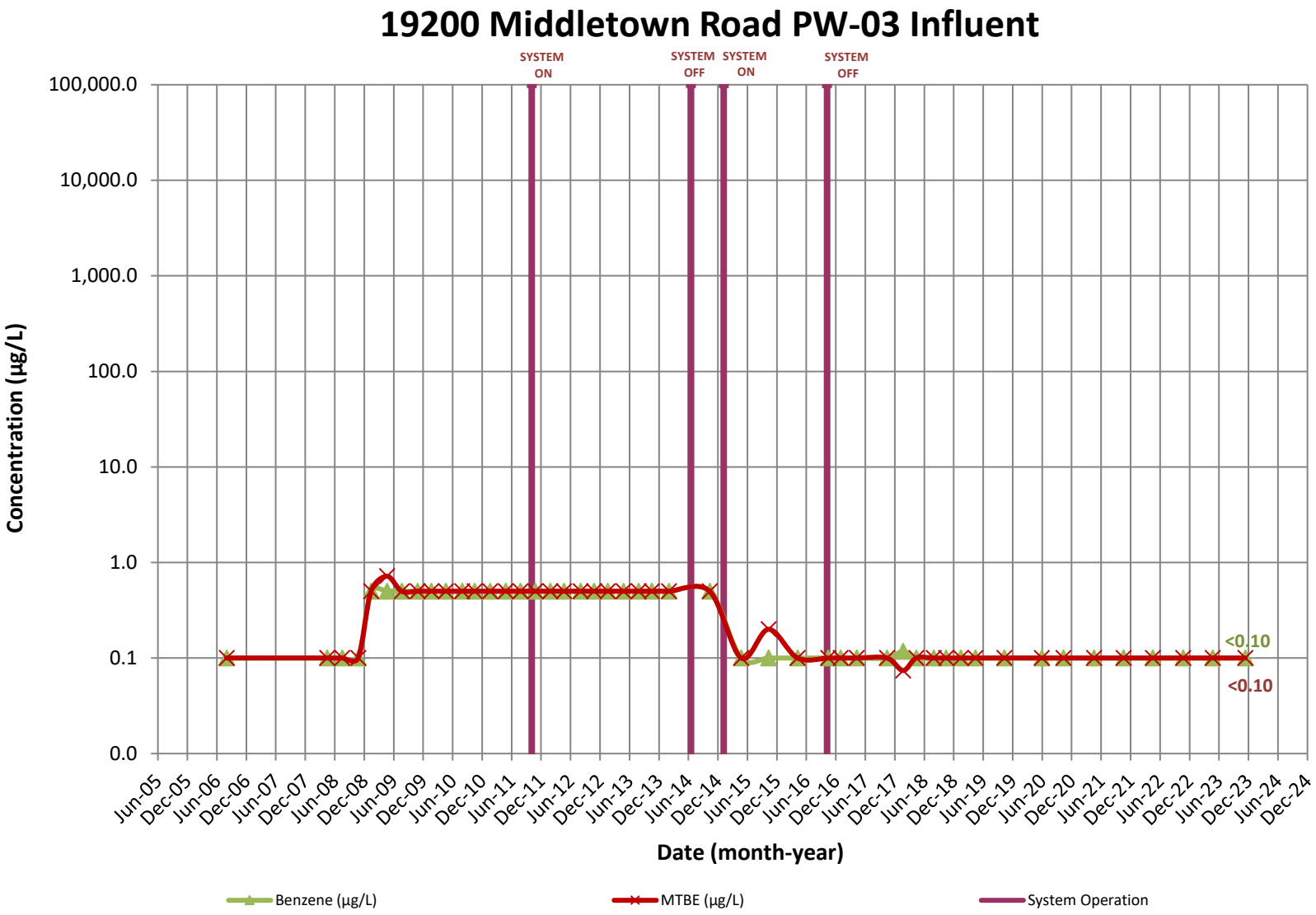
High's Store #141
19200 Middletown Rd., Parkton, MD