

# **COKE POINT LANDFILL SEMI-ANNUAL GROUNDWATER MONITORING REPORT SPRING 2022**

(JANUARY – JUNE 2022)

Prepared For:



**TRADEPOINT ATLANTIC**  
6995 Bethlehem Boulevard  
Sparrows Point, Maryland 21219

Prepared By:



**ARM GROUP LLC**  
9175 Guilford Road  
Suite 310  
Columbia, Maryland 21046  
  
ARM Project No. 21010212

Respectfully Submitted:

A handwritten signature in black ink, appearing to read "Stewart Kabis".

Stewart Kabis, P.G.  
Project Geologist II

A handwritten signature in black ink, appearing to read "Kaye Guille".

Kaye Guille, P.E., PMP  
Senior Engineer

Revision 0 – September 13, 2022

## TABLE OF CONTENTS

1.0	Introduction.....	1
2.0	Site and Monitoring Network Description.....	2
3.0	Groundwater Monitoring Procedures .....	3
3.1	Sampling Event .....	3
3.2	Groundwater Sampling Procedures.....	3
4.0	Groundwater Elevation Data Evaluation .....	5
5.0	Monitoring Event and Statistical Trend Analysis.....	6
5.1	Groundwater Quality Evaluation .....	6
5.1.1	VOCs.....	6
5.1.2	SVOCs .....	6
5.1.3	Inorganics.....	7
5.2	Statistical Evaluation – Trend Analysis .....	8
5.2.1	Statistical Trend Test Results.....	8
6.0	Recommendations.....	10

### FIGURES

Figure 1	Landfill Site Location Map.....	Following Text
Figure 2	Monitoring Well Locations.....	Following Text
Figure 3	Groundwater Elevation Map – Shallow Zone .....	Following Text
Figure 4	Groundwater Elevation Map – Intermediate Zone .....	Following Text
Figure 5	Organic PAL Exceedances – Shallow Zone .....	Following Text
Figure 6	Organic PAL Exceedances – Intermediate Zone.....	Following Text
Figure 7	Inorganic PAL Exceedances – Shallow Zone.....	Following Text
Figure 8	Inorganic PAL Exceedances – Intermediate Zone.....	Following Text

### TABLES

Table 1	Monitoring Well Construction Summary .....	Following Text
Table 2	Groundwater Elevations.....	Following Text
Table 3	Trend Summary .....	Following Text

### APPENDICES

Appendix A	Historical Data Summary Tables: Volatile Organic Compounds.....	Following Text
Appendix B	Historical Data Summary Tables: Semi-Volatile Organic Compounds.....	Following Text
Appendix C	Historical Data Summary Tables: Inorganics .....	Following Text
Appendix D	Data Qualifiers Index.....	Following Text

## 1.0 INTRODUCTION

This report presents the activities and findings of the 1<sup>st</sup> semi-annual (Spring) 2022 groundwater monitoring event for the Coke Point Landfill at the Sparrows Point facility. Groundwater data and analyses are included to fulfill the applicable ongoing groundwater compliance monitoring requirements for the landfill as outlined in the Coke Point and Greys Landfill Sampling Plan letter received from the Maryland Department of the Environment (MDE) on December 3, 2012.

The following data collection activities occurred for the Spring 2022 monitoring event:

- Water level measurements in groundwater monitoring wells;
- Sampling of groundwater monitoring wells; and
- Laboratory analysis of monitoring well samples.

Results of the above investigations are described and presented in this report. This report provides field data sheets and laboratory reports documenting groundwater sample collection including:

- location maps for the landfill and the associated monitoring wells;
- water level data collected;
- laboratory reports for sample analyses;
- discussion of the water quality results;
- groundwater elevation maps for the shallow zone and intermediate groundwater zones at the landfill; and
- other figures depicting analytical results for this monitoring event.

## 2.0 SITE AND MONITORING NETWORK DESCRIPTION

Coke Point Landfill (CPLF) occupies approximately 44 acres on the southern edge of the Sparrows Point property located in southeastern Baltimore County (**Figure 1**). Coke Point Landfill was used for disposal of non-hazardous industrial waste generated on-site during steel production. Recent activities include recycling efforts to recover iron bearing materials from the landfill.

A monitoring well location map is included for the CPLF (**Figure 2**). Groundwater is monitored via a series of monitoring wells which are typically arranged in pairs (or clusters) consisting of one shallow well and one or more intermediate depth wells. A total of 15 shallow monitoring wells and nine intermediate monitoring wells are sampled at CPLF. Monitoring well construction details for the CPLF are presented in **Table 1**.

Shallow wells have been installed to monitor the unconfined shallow groundwater zone. These are considered water table wells. The vertical sections of well screen in the shallow monitoring wells typically span across the ground water table. Intermediate wells have been installed with well screens in deeper native sand layers. Top-of-screen depths range from 10 to 60 feet below ground surface (bgs). Intermediate wells with deeper screens are generally located near the southern edge of CPLF. Between the shallow and the intermediate well screens, there are generally one or more layers of low permeability materials that tend to inhibit vertical groundwater movement.

In February 2020, prior to the Spring 2020 sampling event and in conjunction with slag removal and regrading activities at the CPLF, replacement wells were installed for the following monitoring wells: CP08-PZM008, CP08-PZM034, CP18-PZM009, and CP19-PZM008. Each of the replacement wells was installed to have the same screen elevation interval as the original wells. In addition, each of the replacement wells has the same well name but also includes an ‘R’ after the first portion of the name.

## 3.0 GROUNDWATER MONITORING PROCEDURES

### 3.1 SAMPLING EVENT

In March and April 2022, samples were collected from 23 wells at CPLF for the Spring 2022 monitoring event. Monitoring well CP10-PZM008 was unable to be accessed. The locations of the monitoring wells are shown on **Figure 2**. A summary of construction details for CPLF monitoring wells is presented in **Table 1**.

Analytical parameters for the groundwater samples were specified in the December 3, 2012 MDE letter. They include Table I (volatile organic compounds, or VOCs) and Table II (elements and indicator) parameters. In addition, samples from all 23 groundwater monitoring wells were analyzed for semi-volatile organic compounds (SVOCs) based on notable detections of SVOCs historically at the landfill. Laboratory analyses were performed by Pace Analytical Services using methods approved by the Environmental Protection Agency (EPA).

Data summary tables presenting the monitoring well groundwater analytical results in time-series format are included in **Appendix A** (Table I VOCs), **Appendix B** (SVOCs), and **Appendix C** (Inorganics). A summary of data qualifiers shown in **Appendix A** through **Appendix C** is presented in a data qualifier index table, included as **Appendix D**.

### 3.2 GROUNDWATER SAMPLING PROCEDURES

Groundwater levels were measured at each monitoring well on March 29<sup>th</sup>, 2022. Water levels were measured to the nearest 0.01-foot with an electronic water level probe. Water levels were referenced to the top of the inner casing of the wells. Data for groundwater levels as collected during the Spring 2022 monitoring event are tabulated in **Table 2** for CPLF.

Groundwater samples were collected using a low-flow sampling method. An electrical peristaltic pump with dedicated disposable tubing was used to purge each monitoring well. Purging continued until field water quality parameters pH, temperature, dissolved oxygen, specific conductance, and oxidation-reduction potential (ORP) were stable. These water quality parameters were monitored during purging using a Horiba U-50 multi-parameter water quality meter and flow-through cell. A measurement for each water quality parameter was recorded every five minutes. After three consecutive measurements indicated stability (variance between consecutive measurements was within parameter-specific range) the sample was collected.

Groundwater samples were collected in laboratory-provided containers and were properly labeled. Care was taken to control flow rates so as to not over-flow sample containers that had a preservative. A chain of custody form was completed indicating sample number, date, time, and the analyses required. Samples were stored on ice in a cooler and shipped to Pace Analytical

Services, Inc. for analysis. Laboratory Certificates of Analysis and Chain of Custody forms can be provided upon request.

## 4.0 GROUNDWATER ELEVATION DATA EVALUATION

Depth to water measurements and groundwater monitoring well survey data were used to calculate groundwater elevations and develop groundwater elevation maps for the landfill. One groundwater elevation map was developed for the shallow groundwater zone and a second map was developed for the intermediate depth groundwater zone for each landfill.

Groundwater elevations for CPLF monitoring wells collected during the Spring 2022 monitoring event are presented in **Table 2**. These measurements are also shown on groundwater elevation maps for the shallow groundwater zone (**Figure 3**) and the intermediate groundwater zone (**Figure 4**). Vertical survey data are referenced to the North American Vertical Datum (NAVD) of 1988.

Groundwater elevations indicate the potentiometric surface in the shallow zone is relatively flat. Groundwater elevations ranged from 0 ft above mean sea level (AMSL) (CP21-PZM004) to -1.28 ft AMSL (CP11-PZM010). Due to this relatively small range, only the values are illustrated and the groundwater contours are not presented on **Figure 3**.

Groundwater elevations indicate the potentiometric surface in the intermediate zone is also relatively flat. Groundwater elevations are shown on **Figure 4**. The groundwater level in well CP05-PZM028 was measured to be -4.54 feet AMSL. This well consistently exhibits an anomalously low groundwater elevation compared to other intermediate zone wells. The well is screened slightly deeper in the intermediate zone than the other intermediate well in the well cluster, CP05-PZM019. Excluding well CP05-PZM028, groundwater elevations in the intermediate zone wells ranged from -0.36 feet AMSL (CP14-PZM062) to -1.47 ft AMSL (CP16-PZM035). Because of this relatively small range, only the values are illustrated and the groundwater contours are not presented on **Figure 4**.

## 5.0 MONITORING EVENT AND STATISTICAL TREND ANALYSIS

Analytical data from groundwater samples have been tabulated and evaluated with respect to applicable Project Action Limits (PALs). An interpretive discussion of the findings is provided in the following sections. All historical results were subject to a statistical evaluation which consisted of analyzing the data for statistically significant trends over time.

### 5.1 GROUNDWATER QUALITY EVALUATION

#### 5.1.1 VOCs

Historical VOC concentrations for CPLF are presented in **Appendix A**. VOC PAL exceedances from the Spring 2022 monitoring event are displayed on **Figure 5** (shallow zone) and **Figure 6** (intermediate zone).

VOC PAL exceedances for the shallow groundwater monitoring wells at the CPLF are shown on **Figure 5**. Benzene exceeded its PAL (5 micrograms per liter, or  $\mu\text{g/L}$ ) in 11 of the 14 shallow groundwater monitoring wells sampled during this event. Only one other VOC (chloroform) exceeded their PALs; this occurred at one well (CP08R-PZM008). The maximum benzene concentration detected in shallow zone monitoring wells was 3,140  $\mu\text{g/L}$  at well CP19R-PZM008. The benzene concentration also exceeded the PAL at CP08R-PZM008, with a measured concentration of 1,420  $\mu\text{g/L}$  during the Spring 2022 monitoring event. Other elevated benzene concentrations were measured in the same vicinity at wells CP07-PZM006 (493  $\mu\text{g/L}$ ) and CP18R-PZM009 (846  $\mu\text{g/L}$ ). For the remaining wells, the benzene concentrations were much lower (ranging from non-detect to 98.2  $\mu\text{g/L}$ ).

VOC PAL exceedances for the intermediate zone groundwater monitoring wells from the Spring 2022 monitoring event are shown on **Figure 6**. PAL exceedances or VOCs were limited to benzene in three of nine intermediate zone groundwater monitoring wells. Benzene concentrations are much lower in the intermediate zone than in the shallow zone. Well CP16-PZM035 is typically the most impacted monitoring well in the intermediate zone at the CPLF. VOCs in this well have been relatively stable from 2014 to 2022, with benzene concentrations ranging from 86.3  $\mu\text{g/L}$  (June 2020) to 281  $\mu\text{g/L}$  (December 2014). The benzene concentration was measured at 246  $\mu\text{g/L}$  during the Spring 2022 sampling which is within the historical range. Benzene was also detected above the PAL in CP05-PZM028 and CP05-PZM019; the remaining intermediate wells at the CPLF had no VOC PAL exceedances.

#### 5.1.2 SVOCs

Historical SVOC results for CPLF are presented in **Appendix B**. SVOCs are not listed as part of the Table I and Table II requirements outlined in the December 3, 2012 letter; however, monitoring



wells were analyzed for SVOCs based on recommendations from a previous groundwater compliance report for CPLF published in 2011.

In the Spring 2022 monitoring event, 23 groundwater monitoring wells were sampled and analyzed for SVOCs. SVOC results from this event are displayed on **Figure 5** (shallow zone) and **Figure 6** (intermediate zone).

Naphthalene exceeded its PAL (0.12 µg/L) in every shallow groundwater monitoring well except for CP02-PZM007. Naphthalene has historically been the most common SVOC to exceed its PAL. Only two other SVOCs exceeded their respective PALs: 2-methylnaphthalene at well CP19R-PZM008 and 2,6-dinitrotoluene at CP20-PZM011. The maximum naphthalene concentration detected during this event was 931 µg/L at shallow well CP19R-PZM008. While naphthalene concentrations in CP19R-PZM008 appear to be fluctuating, the recently observed concentration is within the range observed in the previously abandoned well CP19-PZM008 (formerly located within a few feet of the replacement well). Between the Spring 2015 and Fall 2019 monitoring events, naphthalene concentrations in CP19-PZM008 ranged from 255 to 2,340 µg/L.

Naphthalene exceeded its PAL in four of nine intermediate groundwater zone during the Spring 2022 event. In general, intermediate zone naphthalene concentrations are lower than those observed in the shallow zone, with the maximum naphthalene concentration detected (171 µg/L) at intermediate well CP16-PZM035. Naphthalene in this well has increased six out of the eight most recent events but is still below its historical high of 189 µg/L measured during the Fall 2014 event.

### 5.1.3 Inorganics

Historical inorganic compound data for CPLF are presented in **Appendix C**. Inorganic PAL exceedances from the Spring 2022 monitoring event are limited to metals and are displayed on **Figure 7** (shallow zone) and **Figure 8** (intermediate zone). Iron and manganese are considered to be related to the slag fill utilized historically throughout Sparrows Point.

**Figure 7** shows that four metals (arsenic, iron, manganese, and vanadium) exceeded their respective PALs in the shallow groundwater zone. The two wells that exhibited most of these exceedances, CP02-PZM007 and CP08R-PZM008 are not along the shoreline. The closest shoreline is approximately 700 feet to the south of CP08R-PZM008 and 1,000 feet to the south of CP02-PZM007.

As shown on **Figure 8**, only three metals (arsenic, iron, and manganese) exceeded their PALs in the intermediate groundwater zone. Of the nine intermediate zone monitoring wells, five had PAL exceedances for one or more metal.

## 5.2 STATISTICAL EVALUATION – TREND ANALYSIS

For the purpose of evaluating the distribution of parameter concentrations over time, parameters were subjected to a trend analysis. Trend analysis was performed for any parameter exceeding its PAL during the Spring 2022 event. The trend analysis involved performance of the Mann-Kendall test.

The Mann-Kendall test is a non-parametric test for identifying linear trends in data. The test is suitable for non-normally distributed data and is not limited by sample size. The test pairs measurements and assigns a score to each possible pair based on comparing the average of the pair in question to the average of a pair of earlier measurements. If the average of a particular pair of measurements is lower than the average of an earlier pair it is assigned a score of -1, if it is tied it is assigned a score of 0, and if it is higher it is assigned a score of 1. The sum of these scores is computed to obtain the Mann-Kendall Statistic (S). If S is positive it implies an upward trend over time, if it is negative it implies a downward trend over time, an S value near zero roughly indicates that there is no apparent trend in data. As the absolute value of S gets larger, the stronger the evidence for a real increasing or decreasing trend. For larger data sets (greater than 10), the behavior of S tends to approximate a normal distribution in accordance to the central limit theorem, and a standardized statistic, Z, is used for trend identification. For higher levels of significance, the larger the absolute value of Z or S needs to be to conclude the presence of a trend in data over time. A significance level of 95 percent was used for all Mann-Kendall Tests performed for this evaluation. Data points that were below the detection limits were replaced with the laboratory reporting limit divided by two. No well locations were excluded as a result of having too few samples. The results of the trend tests were reviewed to remove any trends that were the result of changing detection limits over time. Statistical analyses were performed using the ChemStat® statistical analysis software (version 6.3.0.2, Starpoint Software, Inc., ©1996-2013).

### 5.2.1 Statistical Trend Test Results

Statistically significant trends identified for CPLF wells in which the parameter also exceeded its PAL during the Spring 2022 event are shown in **Table 3**. If no statistically significant trend was identified for a parameter that exceeded its PAL, it is not shown in Table 3. Each trend analysis utilized parameter data at the given well for all sampling events over the historical record. Some Coke Point Landfill well data extend back to 2011.

In the shallow zone there were six statistically significant upward trends identified for parameters that exceeded their PAL. These upward trends were spread across four wells. Well CP21-PZM004 had the most upward trends with three. All of the upward trends identified were at interior well locations. Of the six upward trends identified for shallow wells, one was a VOC, three were SVOCs, and two were inorganic parameters (metals).

There were also six statistically significant downward trends identified for parameters that exceeded their PAL in shallow zone wells. These downward trends were spread across five shallow zone locations. Four wells had one downward trend each and well CP15-PZM020 had two. Any trends identified at shoreline shallow wells were downward trends. Of the six downward trends identified for shallow wells, three were for benzene (VOC) and three were for naphthalene (SVOC).

In the intermediate zone, there was one statistically significant upward trend identified and three statistically significant downward trends identified. Each of these trends was at a different location. The upward trend was identified for manganese (inorganic), while the downward trends were identified for arsenic and manganese.

## 6.0 RECOMMENDATIONS

Based on the results of this groundwater monitoring program for the CPLF, groundwater impacts attributed to organic compounds and metals are generally observed to be limited in extent. All trends will be monitored in future sampling events. It appears that the existing groundwater wells are adequately located to monitor impacts to both shallow and intermediate groundwater zones around the landfill. Semi-annual groundwater monitoring events will continue to be performed to sample and analyze groundwater quality in the area of the CPLF.

---



---

## **FIGURES**

---

---

**LEGEND**

-  Site Boundary
-  Coke Point Landfill Boundary



**Tradepoint Atlantic Property  
Coke Point Landfill Site Location**


September 7, 2022

**Figure**

**1**



**ARM Group LLC**  
Engineers and Scientists



Tradepoint Atlantic

Sparrows Point

Baltimore County, MD

Area B: Project 21010212



Date: 1/11/2022

0 100 200 400 Feet

1 inch = 350 feet

### Coke Point Landfill Monitoring Well Locations

**Legend**




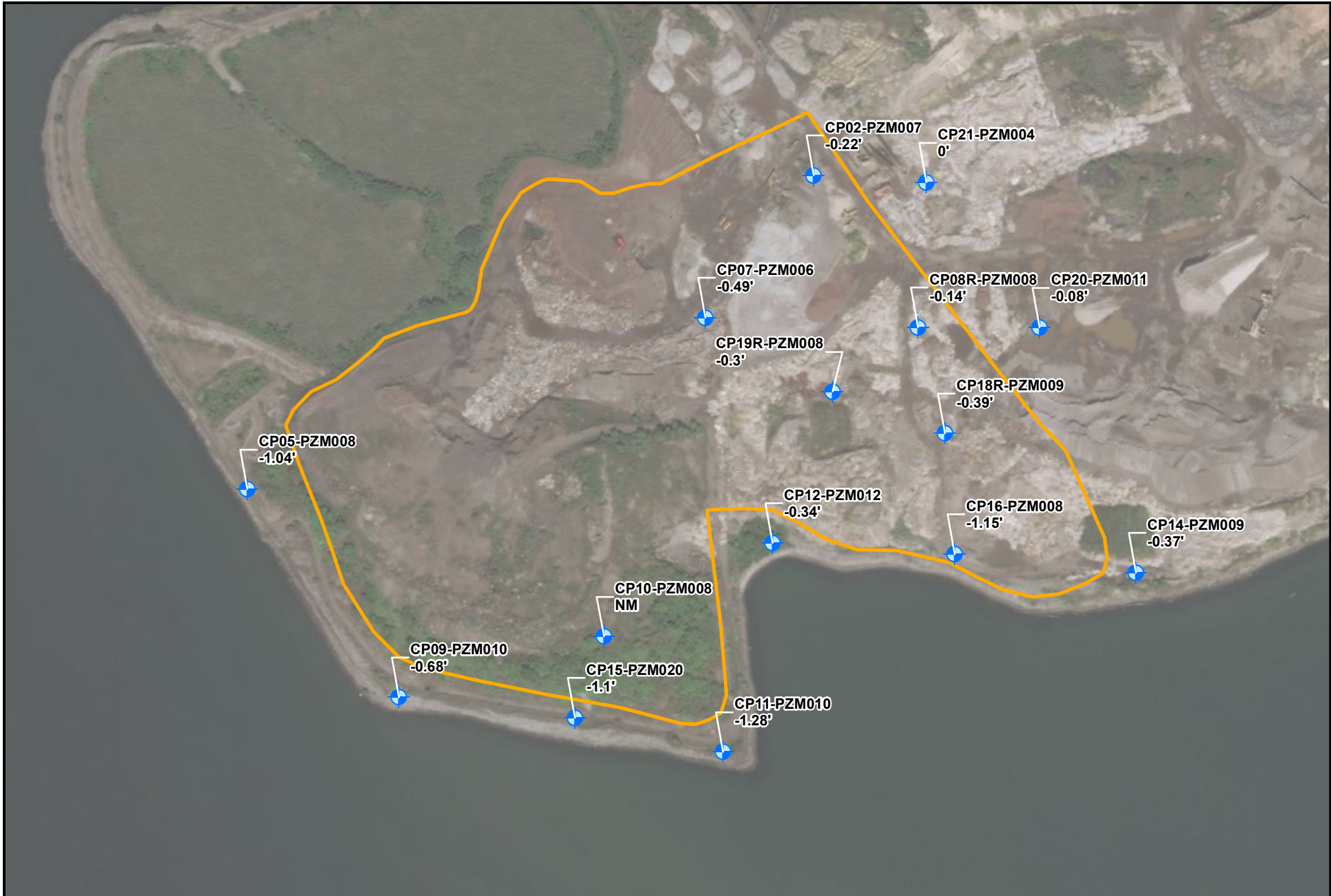
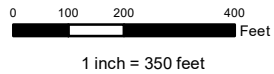
-  Shallow Monitoring Well
-  Intermediate Monitoring Well
-  Landfill Boundary

Figure  
2



Date: 8/3/2022



### Coke Point Landfill Groundwater Elevation Map Shallow Zone

**Legend**

- Shallow Monitoring Well
- Landfill Boundary

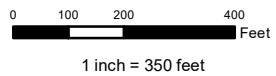
NM = Not Measured  
Water Levels Recorded  
03/29/22  
  
Groundwater elevations  
in ft amsl

Figure  
**3**





Date: 8/3/2022



### Coke Point Landfill Groundwater Elevation Map Intermediate Zone

**Legend**





- Intermediate Monitoring Well
- Landfill Boundary

NM = Not Measured  
Water Levels Recorded  
03/29/22  
  
Groundwater elevations  
in ft amsl

Figure  
4



Source: Esri, Maxar, Earthstar Geographics, and the GIS User Community

	Date: 8/15/2022	<h3 style="margin: 0;">Coke Point Landfill</h3> <h3 style="margin: 0;">Organic PAL Exceedances</h3> <h3 style="margin: 0;">Shallow Zone</h3>	<b>Legend</b>  Shallow Monitoring Well  Landfill Boundary	NE = No Exceedances NS = Not Sampled Monitoring Wells Sampled 3/30/2022 - 4/7/2022  All Results in ug/L	<h1 style="font-size: 2em; margin: 0;">Figure</h1> <h1 style="font-size: 3em; margin: 0;">5</h1>
	0    105    210    420  Feet 1 inch = 360 feet				

Document Path: P:\Enviro-Analyses Group\160576M - EAG Database Management & Semi-Annual Reporting\GIS\Coke Point Landfill 8.5x11.mxd



Source: Esri, Maxar, Earthstar Geographics, and the GIS User Community



Date: 8/15/2022

0 105 210 420 Feet

1 inch = 360 feet

### Coke Point Landfill Organic PAL Exceedances Intermediate Zone

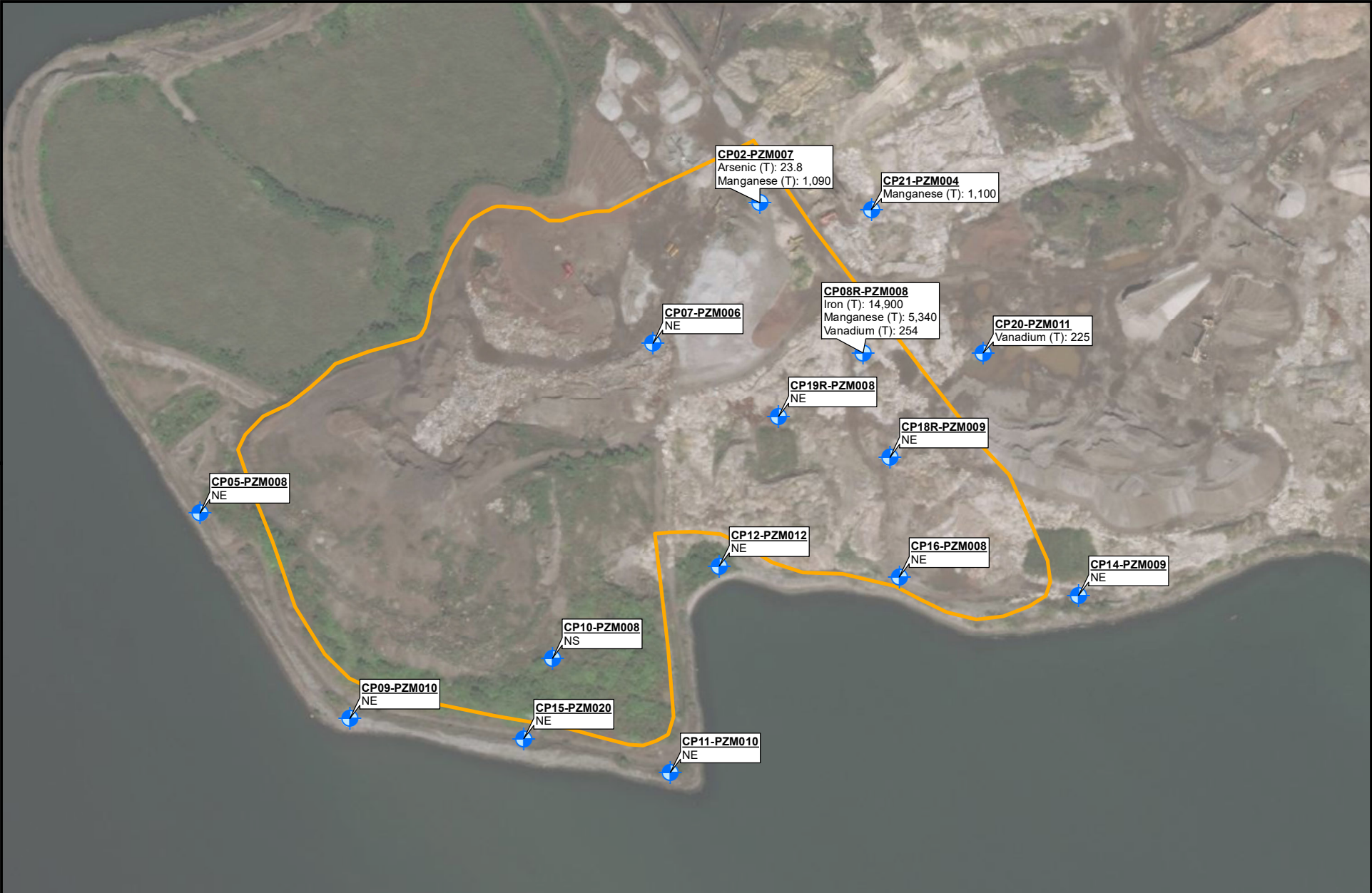
**Legend**

- Intermediate Monitoring
- Landfill Boundary

NE = No Exceedances  
NS = Not Sampled  
Monitoring Wells Sampled  
3/30/2022 - 4/7/2022

All Results in ug/L

Figure  
**6**



Source: Esri, Maxar, Earthstar Geographics, and the GIS User Community



Date: 8/15/2022

0 105 210 420 Feet

1 inch = 360 feet

### Coke Point Landfill Inorganic PAL Exceedances Shallow Zone

**Legend**

- Shallow Monitoring Well
- Landfill Boundary

NE = No Exceedances  
NS = Not Sampled  
Monitoring Wells Sampled  
3/30/2022 - 4/7/2022  
All Results in ug/L

Figure  
7



Source: Esri, Maxar, Earthstar Geographics, and the GIS User Community



Date: 8/15/2022

0 105 210 420 Feet

1 inch = 360 feet

### Coke Point Landfill Inorganic PAL Exceedances Intermediate Zone

**Legend**

- Intermediate Monitoring Well
- Landfill Boundary

NE = No Exceedances  
NS = Not Sampled  
Monitoring Wells Sampled  
3/30/2022 - 4/7/2022  
All Results in ug/L

Figure  
**8**

---

---

## **TABLES**

---

---

**Table 1**  
**Coke Point Landfill**  
**Monitoring Well Construction Summary**

Well ID	Monitoring Zone	Northing (ft)	Easting (ft)	Top of PVC Elevation (ft amsl)	Installation Date	Protective Cover Type	Well Total Depth (ft)	Riser Length (ft)	Screen Length	Filter Pack Interval (ft)	Seal Interval (ft)	Grout Interval (ft)	Diameter (in)
CP02-PZM007	Shallow	560866.45	1456414.85	22.44	11/14/2001	Steel Riser Stick-up	31.6	21.6	10	19.7-32	17.7-19.7	0-17.7	2
CP02-PZM026	Intermediate	560881.50	1456402.74	27.31	11/8/2001	Steel Riser Stick-up	50	45	5	43-55	41-43	0-41	2
CP05-PZM008	Shallow	560044.17	1454931.55	9.66	10/12/2000	Steel Riser Stick-up	15	5	10	3-15	2-3	0-2	2
CP05-PZM019	Intermediate	560034.23	1454939.13	10.48	10/16/2000	Steel Riser Stick-up	26	21	5	19-26	18-19	0-18	2
CP05-PZM028	Intermediate	560050.93	1454920.88	7.07	10/17/2000	Flush Mount	35	32	3	32-35	31-32	0.5-31	2
CP07-PZM006	Shallow	560493.41	1456130.90	14	10/12/2000	Steel Riser Stick-up	17	7	10	5-17	4-5	0-4	2
<i>CP08-PZM008</i>	Shallow	560456.82	1456698.42	17.88	11/12/2001	Steel Riser Stick-up	30	20	10	18-30	16-18	0-16	2
CP08R-PZM008	Shallow	560468.24	1456686.79	13.67	2/18/2020	Steel Riser Stick-up	25	10	10	8-20	4.5-7.5	0-4	2
<i>CP08-PZM034</i>	Intermediate	560464.90	1456697.46	25.47	11/9/2001	Steel Riser Stick-up	57	52	5	50-57	48-50	0-48	2
CP08R-PZM034	Intermediate	560472.08	1456673.79	14.03	2/19/2020	Steel Riser Stick-up	55	50	5	48-54	44.5-47.5	0-44	2
CP09-PZM010	Shallow	559500.55	1455329.32	7.63	10/30/2001	Steel Riser Stick-up	15	5	10	4-15	2-4	0-2	2
CP09-PZM047	Intermediate	559502.14	1455331.19	7.39	10/31/2001	Steel Riser Stick-up	52	47	5	45-52	43-45	0-43	2
CP10-PZM008	Shallow	559659.30	1455865.00	36.16	11/5/2001	Steel Riser Stick-up	41	31	10	29-41	27-29	0-27	2
CP11-PZM010	Shallow	559357.46	1456177.23	8.43	10/30/2001	Steel Riser Stick-up	15	5	10	4-15	2-4	0-2	2
CP11-PZM040	Intermediate	559363.70	1456183.83	7.64	11/1/2001	Steel Riser Stick-up	45	40	5	38 - 49	36 - 38	0 - 36	2
CP12-PZM012	Shallow	559903.58	1456306.57	5.35	11/5/2001	Steel Riser Stick-up	15	5	10	4-15	2-4	0-2	2
CP12-PZM052	Intermediate	559905.18	1456313.75	4.71	11/2/2001	Steel Riser Stick-up	54	49	5	47-54	45-47	0-45	2
CP14-PZM009	Shallow	559826.42	1457257.14	13.06	11/12/2001	Steel Riser Stick-up	19	9	10	7-19	5-7	0-5	2
CP14-PZM062	Intermediate	559816.39	1457250.14	13.67	11/6/2001	Steel Riser Stick-up	73	68	5	66-73	64-66	0-64	2
CP15-PZM020	Shallow	559446.96	1455789.36	7.08	-----	-----	27	---	---	---	---	---	2
CP15-PZM042	Intermediate	559446.05	1455792.82	7.98	-----	-----	51	---	---	---	---	---	2
CP16-PZM035	Intermediate	559874.19	1456808.80	20.01	-----	-----	55	---	---	---	---	---	2
CP16-PZM008	Shallow	559874.69	1456782.83	18.52	3/16/2015	Steel Riser Stick-up	25	3	20	3.5-25	0.5-3.5	0	2
<i>CP18-PZM009</i>	Shallow	560179.47	1456746.26	20.79	3/17/2015	Steel Riser Stick-up	29.8	2.55	20	5-28	1-5	0.5-1	2
CP18R-PZM009	Shallow	560191.10	1456757.66	15.26	2/18/2020	Steel Riser Stick-up	25	15	10	13-25	9.5-12.5	0-9	2
<i>CP19-PZM008</i>	Shallow	560297.30	1456461.66	22.55	3/17/2015	Steel Riser Stick-up	30.1	2.7	20	5-27	1.5-5	0	2
CP19R-PZM008	Shallow	560300.09	1456463.71	14.89	2/18/2020	Steel Riser Stick-up	25	13	10	11-23	7.5-10.5	0-7	2
CP20-PZM011	Shallow	560467.73	1457004.72	14.34	3/17/2015	Steel Riser Stick-up	25.7	3	20	5-25	1-3	0	2
CP21-PZM004	Shallow	560847.25	1456709.07	15.08	3/17/2015	Steel Riser Stick-up	19.4	3	10	5-17	1-5	0	2

*Names of wells in italics have been replaced and are no longer sampled*

Replacement wells indicated by "R" in name

Table 2 Groundwater Elevations				
Well Designation	Zone	Top of Casing (ft, AMSL)	Depth to Water (ft)	Groundwater Elevation (ft, AMSL)
CP02-PZM007	Shallow	22.44	22.66	-0.22
CP05-PZM008	Shallow	9.66	10.70	-1.04
CP07-PZM006	Shallow	14.00	14.49	-0.49
CP08R-PZM008	Shallow	13.67	13.81	-0.14
CP09-PZM010	Shallow	7.63	8.31	-0.68
CP10-PZM008	Shallow	36.16	NM	NM
CP11-PZM010	Shallow	8.43	9.71	-1.28
CP12-PZM012	Shallow	5.35	5.69	-0.34
CP14-PZM009	Shallow	13.06	13.43	-0.37
CP15-PZM020	Shallow	7.08	8.18	-1.10
CP16-PZM008	Shallow	18.52	19.67	-1.15
CP18R-PZM009	Shallow	15.26	15.65	-0.39
CP19R-PZM008	Shallow	14.89	15.19	-0.30
CP20-PZM011	Shallow	14.34	14.42	-0.08
CP21-PZM004	Shallow	15.61	15.61	0.00
CP02-PZM026	Intermediate	27.31	27.68	-0.37
CP05-PZM019	Intermediate	10.48	11.67	-1.19
CP05-PZM028	Intermediate	7.07	11.61	-4.54
CP08R-PZM034	Intermediate	14.03	14.85	-0.82
CP09-PZM047	Intermediate	7.39	8.56	-1.17
CP12-PZM052	Intermediate	4.71	5.18	-0.47
CP14-PZM062	Intermediate	13.67	14.03	-0.36
CP15-PZM042	Intermediate	7.98	8.89	-0.91
CP16-PZM035	Intermediate	20.01	21.48	-1.47

*NM = Not Measured*



**Table 3 - Coke Point Landfill  
Statistically Significant Trends**

Zone	Well ID	Parameter Name	Statistical Trend
Shallow	CP07-PZM006	Naphthalene	Upward
		Benzene	Downward
	CP11-PZM010	Benzene	Downward
	CP14-PZM009	Naphthalene	Downward
	CP15-PZM020	Benzene	Downward
		Naphthalene	Downward
	CP19R-PZM008	2-Methylnaphthalene	Upward
	CP20-PZM011	Total Vanadium	Upward
		Naphthalene	Downward
	CP21-PZM004	Benzene	Upward
		Naphthalene	Upward
Total Manganese		Upward	
Intermediate	CP02-PZM026	Total Manganese	Downward
	CP09-PZM047	Total Manganese	Downward
	CP12-PZM052	Total Arsenic	Downward
	CP14-PZM062	Total Manganese	Upward

*Note: All parameters exceeding their project action limit during this sampling event underwent trend testing. If the result of the testing was that no upward or downward trend was identified for a parameter at a particular well, it was not included in this table.*

---

---

## **APPENDIX A**

---

---

# Coke Point Landfill Historical VOC Concentrations

August-25-2022

## Shallow Wells

Event Date	CP02-PZM007	CP05-PZM008	CP07-PZM006	CP08(R)-PZM008*	CP09-PZM010	CP10-PZM008	CP11-PZM010	CP12-PZM012	CP14-PZM009	CP15-PZM020	CP16-PZM008	CP18(R)-PZM009*	CP19(R)-PZM008*	CP20-PZM011	CP21-PZM004
<b>Parameter:</b>	<b>1,1,1,2-Tetrachloroethane (ug/L)</b>														
April-11	ND	ND	ND	ND	ND	ND	ND	ND	ND	ND	NS	NS	NS	NS	NS
August-11	ND	ND	ND	ND	ND	ND	ND	ND	ND	ND	NS	NS	NS	NS	NS
March-13	ND	ND	ND	ND	ND	ND	ND	ND	ND	ND	NS	NS	NS	NS	NS
October-13	ND	ND	ND	ND	ND	ND	ND	ND	ND	ND	NS	NS	NS	NS	NS
April-14	ND	NS	ND	ND	ND	ND	ND	ND	ND	ND	NS	NS	NS	NS	NS
December-14	ND	NS	ND	ND	ND	ND	ND	ND	ND	ND	NS	NS	NS	NS	NS
June-15	ND	ND	ND	ND	ND	NS	ND	ND	ND	ND	ND	ND	ND	ND	ND
December-15	ND	ND	ND	ND	ND	ND	ND	ND	ND	ND	ND	ND	ND	ND	ND
May-16	ND	ND	ND	ND	ND	NS	ND	ND	ND	ND	ND	ND	ND	ND	ND
November-16	ND	ND	ND	ND	ND	NS	ND	ND	ND	ND	ND	ND	ND	ND	ND
May-17	ND	ND	ND	ND	ND	NS	ND	ND	ND	ND	ND	ND	ND	ND	ND
November-17	ND	NS	ND	ND	ND	ND	ND	ND	ND	ND	ND	ND	ND	ND	ND
May-18	ND	ND	ND	ND	ND	ND	ND	ND	ND	ND	ND	ND	ND	ND	ND
December-18	ND	ND	ND	ND	ND	ND	ND	ND	ND	ND	ND	ND	ND	ND	ND
May-19	ND	ND	ND	ND	ND	ND	ND	ND	ND	ND	ND	ND	ND	ND	ND
November-19	ND	ND	ND	ND	ND	ND	ND	ND	ND	ND	ND	ND	ND	ND	ND
May-20	ND	ND	ND	ND	ND	ND	ND	ND	ND	ND	ND	ND	ND	ND	ND
December-20	ND	ND	NS	ND	ND	ND	ND	ND	ND	ND	ND	ND	ND	ND	ND
May-21	ND	ND	ND	ND	ND	ND	ND	ND	ND	ND	ND	ND	ND	ND	ND
October-21	ND	ND	ND	ND	ND	ND	ND	ND	ND	ND	ND	ND	ND	ND	ND

ND: Non-Detect      NS: Not Sampled

Note: Asterisk indicates wells were replaced immediately prior to the May 2020 event. Results shown before this date are from the original well, while results shown after this date are for the replacement well.

Event Date	CP02-PZM007	CP05-PZM008	CP07-PZM006	CP08(R)-PZM008*	CP09-PZM010	CP10-PZM008	CP11-PZM010	CP12-PZM012	CP14-PZM009	CP15-PZM020	CP16-PZM008	CP18(R)-PZM009*	CP19(R)-PZM008*	CP20-PZM011	CP21-PZM004
April-22	ND	ND	ND	ND	ND	NS	ND	ND	ND	ND	ND	ND	ND	ND	ND

**Parameter: 1,1,1-Trichloroethane (ug/L)**

April-11	ND	ND	ND	ND	ND	ND	ND	ND	ND	ND	NS	NS	NS	NS	NS
August-11	ND	ND	ND	ND	ND	ND	ND	ND	ND	ND	NS	NS	NS	NS	NS
March-13	ND	ND	ND	ND	ND	ND	ND	ND	ND	ND	NS	NS	NS	NS	NS
October-13	ND	ND	ND	ND	ND	ND	ND	ND	ND	ND	NS	NS	NS	NS	NS
April-14	ND	NS	ND	ND	ND	ND	ND	ND	ND	ND	NS	NS	NS	NS	NS
December-14	ND	NS	ND	ND	ND	ND	ND	ND	ND	ND	NS	NS	NS	NS	NS
June-15	ND	ND	ND	ND	ND	NS	ND	ND	ND	ND	ND	ND	ND	ND	ND
December-15	ND	ND	ND	ND	ND	ND	ND	ND	ND	ND	ND	ND	ND	ND	ND
May-16	ND	ND	ND	ND	ND	NS	ND	ND	ND	ND	ND	ND	ND	ND	ND
November-16	ND	ND	ND	ND	ND	NS	ND	ND	ND	ND	ND	ND	ND	ND	ND
May-17	ND	ND	ND	ND	ND	NS	ND	ND	ND	ND	ND	ND	ND	ND	ND
November-17	ND	NS	ND	ND	ND	ND	ND	ND	ND	ND	ND	ND	ND	ND	ND
May-18	ND	ND	ND	ND	ND	ND	ND	ND	ND	ND	ND	ND	ND	ND	ND
December-18	ND	ND	ND	ND	ND	ND	ND	ND	ND	ND	ND	ND	ND	ND	ND
May-19	ND	ND	ND	ND	ND	ND	ND	ND	ND	ND	ND	ND	ND	ND	ND
November-19	ND	ND	ND	ND	ND	ND	ND	ND	ND	ND	ND	ND	ND	ND	ND
May-20	ND	ND	ND	ND	ND	ND	ND	ND	ND	ND	ND	ND	ND	ND	ND
December-20	ND	ND	NS	ND	ND	ND	ND	ND	ND	ND	ND	ND	ND	ND	ND
May-21	ND	ND	ND	ND	ND	ND	ND	ND	ND	ND	ND	ND	ND	ND	ND
October-21	ND	ND	ND	ND	ND	ND	ND	ND	ND	ND	ND	ND	ND	ND	ND
April-22	ND	ND	ND	ND	ND	NS	ND	ND	ND	ND	ND	ND	ND	ND	ND

**Parameter: 1,1,2,2-Tetrachloroethane (ug/L)**

April-11	ND	ND	ND	ND	ND	ND	ND	ND	ND	ND	NS	NS	NS	NS	NS
August-11	ND	ND	ND	ND	ND	ND	ND	ND	ND	ND	NS	NS	NS	NS	NS

ND: Non-Detect      NS: Not Sampled

Note: Asterisk indicates wells were replaced immediately prior to the May 2020 event. Results shown before this date are from the original well, while results shown after this date are for the replacement well.

Event Date	CP02-PZM007	CP05-PZM008	CP07-PZM006	CP08(R)-PZM008*	CP09-PZM010	CP10-PZM008	CP11-PZM010	CP12-PZM012	CP14-PZM009	CP15-PZM020	CP16-PZM008	CP18(R)-PZM009*	CP19(R)-PZM008*	CP20-PZM011	CP21-PZM004
March-13	ND	ND	ND	ND	ND	ND	ND	ND	ND	ND	NS	NS	NS	NS	NS
October-13	ND	ND	ND	ND	ND	ND	ND	ND	ND	ND	NS	NS	NS	NS	NS
April-14	ND	NS	ND	ND	ND	ND	ND	ND	ND	ND	NS	NS	NS	NS	NS
December-14	ND	NS	ND	ND	ND	ND	ND	ND	ND	ND	NS	NS	NS	NS	NS
June-15	ND	ND	ND	ND	ND	NS	ND	ND	ND	ND	ND	ND	ND	ND	ND
December-15	ND	ND	ND	ND	ND	ND	ND	ND	ND	ND	ND	ND	ND	ND	ND
May-16	ND	ND	ND	ND	ND	NS	ND	ND	ND	ND	ND	ND	ND	ND	ND
November-16	ND	ND	ND	ND	ND	NS	ND	ND	ND	ND	ND	ND	ND	ND	ND
May-17	ND	ND	ND	ND	ND	NS	ND	ND	ND	ND	ND	ND	ND	ND	ND
November-17	ND	NS	ND	ND	ND	ND	ND	ND	ND	ND	ND	ND	ND	ND	ND
May-18	ND	ND	ND	ND	ND	ND	ND	ND	ND	ND	ND	ND	ND	ND	ND
December-18	ND	ND	ND	ND	ND	ND	ND	ND	ND	ND	ND	ND	ND	ND	ND
May-19	ND	ND	ND	ND	ND	ND	ND	ND	ND	ND	ND	ND	ND	ND	ND
November-19	ND	ND	ND	ND	ND	ND	ND	ND	ND	ND	ND	ND	ND	ND	ND
May-20	ND	ND	ND	ND	ND	ND	ND	ND	ND	ND	ND	ND	ND	ND	ND
December-20	ND	ND	NS	ND	ND	ND	ND	ND	ND	ND	ND	ND	ND	ND	ND
May-21	ND	ND	ND	ND	ND	ND	ND	ND	ND	ND	ND	ND	ND	ND	ND
October-21	ND	ND	ND	ND	ND	ND	ND	ND	ND	ND	ND	ND	ND	ND	ND
April-22	ND	ND	ND	ND	ND	NS	ND	ND	ND	ND	ND	ND	ND	ND	ND

**Parameter: 1,1,2-Trichloroethane (ug/L)**

April-11	ND	ND	ND	ND	ND	ND	ND	ND	ND	ND	NS	NS	NS	NS	NS
August-11	ND	ND	ND	ND	ND	ND	ND	ND	ND	ND	NS	NS	NS	NS	NS
March-13	ND	ND	ND	ND	ND	ND	ND	ND	ND	ND	NS	NS	NS	NS	NS
October-13	ND	ND	ND	ND	ND	ND	ND	ND	ND	ND	NS	NS	NS	NS	NS
April-14	ND	NS	ND	ND	ND	ND	ND	ND	ND	ND	NS	NS	NS	NS	NS
December-14	ND	NS	ND	ND	ND	ND	ND	ND	ND	ND	NS	NS	NS	NS	NS
June-15	ND	ND	ND	ND	ND	NS	ND	ND	ND	ND	ND	ND	ND	ND	ND

ND: Non-Detect      NS: Not Sampled

Note: Asterisk indicates wells were replaced immediately prior to the May 2020 event. Results shown before this date are from the original well, while results shown after this date are for the replacement well.

Event Date	CP02- PZM007	CP05- PZM008	CP07- PZM006	CP08(R)- PZM008*	CP09- PZM010	CP10- PZM008	CP11- PZM010	CP12- PZM012	CP14- PZM009	CP15- PZM020	CP16- PZM008	CP18(R)- PZM009*	CP19(R)- PZM008*	CP20- PZM011	CP21- PZM004
December-15	ND	ND	ND	ND	ND	ND	ND	ND	ND	ND	ND	ND	ND	ND	ND
May-16	ND	ND	ND	ND	ND	NS	ND	ND	ND	ND	ND	ND	ND	ND	ND
November-16	ND	ND	ND	ND	ND	NS	ND	ND	ND	ND	ND	ND	ND	ND	ND
May-17	ND	ND	ND	ND	ND	NS	ND	ND	ND	ND	ND	ND	ND	ND	ND
November-17	ND	NS	ND	ND	ND	ND	ND	ND	ND	ND	ND	ND	ND	ND	ND
May-18	ND	ND	ND	ND	ND	ND	ND	ND	ND	ND	ND	ND	ND	ND	ND
December-18	ND	ND	ND	ND	ND	ND	ND	ND	ND	ND	ND	ND	ND	ND	ND
May-19	ND	ND	ND	ND	ND	ND	ND	ND	ND	ND	ND	ND	ND	ND	ND
November-19	ND	ND	ND	ND	ND	ND	ND	ND	ND	ND	ND	ND	ND	ND	ND
May-20	ND	ND	ND	ND	ND	ND	ND	ND	ND	ND	ND	ND	ND	ND	ND
December-20	ND	ND	NS	ND	ND	ND	ND	ND	ND	ND	ND	ND	ND	ND	ND
May-21	ND	ND	ND	ND	ND	ND	ND	ND	ND	ND	ND	ND	ND	ND	ND
October-21	ND	ND	ND	ND	ND	ND	ND	ND	ND	ND	ND	ND	ND	ND	ND
April-22	ND	ND	ND	ND	ND	NS	ND	ND	ND	ND	ND	ND	ND	ND	ND

**Parameter: 1,1-Dichloroethane (ug/L)**

April-11	ND	ND	2.1	ND	ND	0.27	0.33	ND	ND	0.28	NS	NS	NS	NS	NS
August-11	ND	ND	ND	ND	ND	ND	ND	ND	ND	ND	NS	NS	NS	NS	NS
March-13	ND	ND	1.9	ND	ND	ND	ND	ND	ND	ND	NS	NS	NS	NS	NS
October-13	ND	ND	1.9	ND	ND	ND	ND	ND	ND	ND	NS	NS	NS	NS	NS
April-14	ND	NS	2.9	ND	ND	ND	ND	ND	ND	ND	NS	NS	NS	NS	NS
December-14	ND	NS	2.1	ND	ND	ND	ND	ND	ND	ND	NS	NS	NS	NS	NS
June-15	ND	ND	1.8	ND	ND	NS	ND	ND	ND	ND	ND	ND	2	ND	ND
December-15	ND	ND	1.7	ND	ND	0.35 J	ND	ND	ND	0.3 J	ND	ND	ND	ND	ND
May-16	ND	ND	1.7	ND	ND	NS	ND	ND	ND	0.22 J	ND	ND	7.6	ND	ND
November-16	ND	ND	1.7	ND	ND	NS	ND	ND	ND	ND	ND	ND	1.1	ND	ND
May-17	ND	ND	2	ND	ND	NS	ND	ND	ND	ND	ND	ND	1.3	ND	ND
November-17	ND	NS	1.4	ND	ND	ND	ND	ND	ND	ND	ND	ND	ND	ND	ND

ND: Non-Detect      NS: Not Sampled

Note: Asterisk indicates wells were replaced immediately prior to the May 2020 event. Results shown before this date are from the original well, while results shown after this date are for the replacement well.

Event Date	CP02-PZM007	CP05-PZM008	CP07-PZM006	CP08(R)-PZM008*	CP09-PZM010	CP10-PZM008	CP11-PZM010	CP12-PZM012	CP14-PZM009	CP15-PZM020	CP16-PZM008	CP18(R)-PZM009*	CP19(R)-PZM008*	CP20-PZM011	CP21-PZM004
May-18	ND	ND	ND	ND	ND	ND	ND	ND	ND	ND	ND	ND	ND	ND	ND
December-18	ND	ND	ND	ND	ND	ND	ND	ND	ND	ND	ND	ND	ND	ND	ND
May-19	ND	ND	ND	ND	ND	ND	ND	ND	ND	ND	ND	ND	ND	ND	ND
November-19	ND	ND	ND	ND	ND	ND	ND	ND	ND	ND	ND	ND	ND	ND	ND
May-20	ND	ND	ND	ND	ND	ND	ND	ND	ND	ND	ND	ND	1.5	ND	ND
December-20	ND	ND	NS	ND	ND	0.35 J	ND	ND	ND	ND	ND	ND	1.6	ND	ND
May-21	ND	ND	1.6	ND	ND	0.37 J	ND	0.24 J	ND	ND	ND	ND	1.4	ND	ND
October-21	ND	ND	1.9	ND	ND	0.46 J	ND	ND	ND	ND	ND	ND	1.3	ND	ND
April-22	ND	ND	1.8	ND	ND	NS	0.25 J	ND	ND	ND	ND	ND	1.2	ND	ND

**Parameter:** 1,1-Dichloroethene (ug/L)

April-11	ND	ND	ND	ND	ND	ND	ND	ND	ND	ND	NS	NS	NS	NS	NS
August-11	ND	ND	ND	ND	ND	ND	ND	ND	ND	ND	NS	NS	NS	NS	NS
March-13	ND	ND	ND	ND	ND	ND	ND	ND	ND	ND	NS	NS	NS	NS	NS
October-13	ND	ND	ND	ND	ND	ND	ND	ND	ND	ND	NS	NS	NS	NS	NS
April-14	ND	NS	ND	ND	ND	ND	ND	ND	ND	ND	NS	NS	NS	NS	NS
December-14	ND	NS	ND	ND	ND	ND	ND	ND	ND	ND	NS	NS	NS	NS	NS
June-15	ND	ND	ND	ND	ND	NS	ND	ND	ND	ND	ND	ND	ND	ND	ND
December-15	ND	ND	ND	ND	ND	ND	ND	ND	ND	ND	ND	ND	ND	ND	ND
May-16	ND	ND	ND	ND	ND	NS	ND	ND	ND	ND	ND	ND	ND	ND	ND
November-16	ND	ND	ND	ND	ND	NS	ND	ND	ND	ND	ND	ND	ND	ND	ND
May-17	ND	ND	ND	ND	ND	NS	ND	ND	ND	ND	ND	ND	ND	ND	ND
November-17	ND	NS	ND	ND	ND	ND	ND	ND	ND	ND	ND	ND	ND	ND	ND
May-18	ND	ND	ND	ND	ND	ND	ND	ND	ND	ND	ND	ND	ND	ND	ND
December-18	ND	ND	ND	ND	ND	ND	ND	ND	ND	ND	ND	ND	ND	ND	ND
May-19	ND	ND	ND	ND	ND	ND	ND	ND	ND	ND	ND	ND	ND	ND	ND
November-19	ND	ND	ND	ND	ND	ND	ND	ND	ND	ND	ND	ND	ND	ND	ND
May-20	ND	ND	ND	ND	ND	ND	ND	ND	ND	ND	ND	ND	ND	ND	ND

ND: Non-Detect      NS: Not Sampled

Note: Asterisk indicates wells were replaced immediately prior to the May 2020 event. Results shown before this date are from the original well, while results shown after this date are for the replacement well.

Event Date	CP02-PZM007	CP05-PZM008	CP07-PZM006	CP08(R)-PZM008*	CP09-PZM010	CP10-PZM008	CP11-PZM010	CP12-PZM012	CP14-PZM009	CP15-PZM020	CP16-PZM008	CP18(R)-PZM009*	CP19(R)-PZM008*	CP20-PZM011	CP21-PZM004
December-20	ND	ND	NS	ND	ND	ND	ND	ND	ND	ND	ND	ND	ND	ND	ND
May-21	ND	ND	ND	ND	ND	ND	ND	ND	ND	ND	ND	ND	ND	ND	ND
October-21	ND	ND	ND	ND	ND	ND	ND	ND	ND	ND	ND	ND	ND	ND	ND
April-22	ND	ND	ND	ND	ND	NS	ND	ND	ND	ND	ND	ND	ND	ND	ND

**Parameter: 1,2,3-Trichloropropane (ug/L)**

April-11	ND	ND	ND	ND	ND	ND	ND	ND	ND	ND	NS	NS	NS	NS	NS
August-11	ND	ND	ND	ND	ND	ND	ND	ND	ND	ND	NS	NS	NS	NS	NS
March-13	ND	ND	ND	ND	ND	ND	ND	ND	ND	ND	NS	NS	NS	NS	NS
October-13	ND	ND	ND	ND	ND	ND	ND	ND	ND	ND	NS	NS	NS	NS	NS
April-14	ND	NS	ND	ND	ND	ND	ND	ND	ND	ND	NS	NS	NS	NS	NS
December-14	ND	NS	ND	ND	ND	ND	ND	ND	ND	ND	NS	NS	NS	NS	NS
June-15	ND	ND	ND	ND	ND	NS	ND	ND	ND	ND	ND	ND	ND	ND	ND
December-15	ND	ND	ND	ND	ND	ND	ND	ND	ND	ND	ND	ND	ND	ND	ND
May-16	ND	ND	ND	ND	ND	NS	ND	ND	ND	ND	ND	ND	ND	ND	ND
November-16	ND	ND	ND	ND	ND	NS	ND	ND	ND	ND	ND	ND	ND	ND	ND
May-17	ND	ND	ND	ND	ND	NS	ND	ND	ND	ND	ND	ND	ND	ND	ND
November-17	ND	NS	ND	ND	ND	ND	ND	ND	ND	ND	ND	ND	ND	ND	ND
May-18	ND	ND	ND	ND	ND	ND	ND	ND	ND	ND	ND	ND	ND	ND	ND
December-18	ND	ND	ND	ND	ND	ND	ND	ND	ND	ND	ND	ND	ND	ND	ND
May-19	ND	ND	ND	ND	ND	ND	ND	ND	ND	ND	ND	ND	ND	ND	ND
November-19	ND	ND	ND	ND	ND	ND	ND	ND	ND	ND	ND	ND	ND	ND	ND
May-20	ND	ND	ND	ND	ND	ND	ND	ND	ND	ND	ND	ND	ND	ND	ND
December-20	ND	ND	NS	ND	ND	ND	ND	ND	ND	ND	ND	ND	ND	ND	ND
May-21	ND	ND	ND	ND	ND	ND	ND	ND	ND	ND	ND	ND	ND	ND	ND
October-21	ND	ND	ND	ND	ND	ND	ND	ND	ND	ND	ND	ND	ND	ND	ND
April-22	ND	ND	ND	ND	ND	NS	ND	ND	ND	ND	ND	ND	ND	ND	ND

ND: Non-Detect      NS: Not Sampled

Note: Asterisk indicates wells were replaced immediately prior to the May 2020 event. Results shown before this date are from the original well, while results shown after this date are for the replacement well.



Event Date	CP02-PZM007	CP05-PZM008	CP07-PZM006	CP08(R)-PZM008*	CP09-PZM010	CP10-PZM008	CP11-PZM010	CP12-PZM012	CP14-PZM009	CP15-PZM020	CP16-PZM008	CP18(R)-PZM009*	CP19(R)-PZM008*	CP20-PZM011	CP21-PZM004
------------	-------------	-------------	-------------	-----------------	-------------	-------------	-------------	-------------	-------------	-------------	-------------	-----------------	-----------------	-------------	-------------

**Parameter: 1,2-Dibromo-3-chloropropane (ug/L)**

April-11	ND	ND	ND	ND	ND	ND	ND	ND	ND	ND	NS	NS	NS	NS	NS
August-11	ND	ND	ND	ND	ND	ND	ND	ND	ND	ND	NS	NS	NS	NS	NS
March-13	ND	ND	ND	ND	ND	ND	ND	ND	ND	ND	NS	NS	NS	NS	NS
October-13	ND	ND	ND	ND	ND	ND	ND	ND	ND	ND	NS	NS	NS	NS	NS
April-14	ND	NS	ND	ND	ND	ND	ND	ND	ND	ND	NS	NS	NS	NS	NS
December-14	ND	NS	ND	ND	ND	ND	ND	ND	ND	ND	NS	NS	NS	NS	NS
June-15	ND	ND	ND	ND	ND	NS	ND	ND	ND	ND	ND	ND	ND	ND	ND
December-15	ND	ND	ND	ND	ND	ND	ND	ND	ND	ND	ND	ND	ND	ND	ND
May-16	ND	ND	ND	ND	ND	NS	ND	ND	ND	ND	ND	ND	ND	ND	ND
November-16	ND	ND	ND	ND	ND	NS	ND	ND	ND	ND	ND	ND	ND	ND	ND
May-17	ND	ND	ND	ND	ND	NS	ND	ND	ND	ND	ND	ND	ND	ND	ND
November-17	ND	NS	ND	ND	ND	ND	ND	ND	ND	ND	ND	ND	ND	ND	ND
May-18	ND	ND	ND	ND	ND	ND	ND	ND	ND	ND	ND	ND	ND	ND	ND
December-18	ND	ND	ND	ND	ND	ND	ND	ND	ND	ND	ND	ND	ND	ND	ND
May-19	ND	ND	ND	ND	ND	ND	ND	ND	ND	ND	ND	ND	ND	ND	ND
November-19	ND	ND	ND	ND	ND	ND	ND	ND	ND	ND	ND	ND	ND	ND	ND
May-20	ND	ND	ND	ND	ND	ND	ND	ND	ND	ND	ND	ND	ND	ND	ND
December-20	ND	ND	NS	ND	ND	ND	ND	ND	ND	ND	ND	ND	ND	ND	ND
May-21	ND	ND	ND	ND	ND	ND	ND	ND	ND	ND	ND	ND	ND	ND	ND
October-21	ND	ND	ND	ND	ND	ND	ND	ND	ND	ND	ND	ND	ND	ND	ND
April-22	ND	ND	ND	ND	ND	NS	ND	ND	ND	ND	ND	ND	ND	ND	ND

**Parameter: 1,2-Dibromoethane (ug/L)**

April-11	ND	ND	ND	ND	ND	ND	ND	ND	ND	ND	NS	NS	NS	NS	NS
August-11	ND	ND	ND	ND	ND	ND	ND	ND	ND	ND	NS	NS	NS	NS	NS
March-13	ND	ND	ND	ND	ND	ND	ND	ND	ND	ND	NS	NS	NS	NS	NS

ND: Non-Detect      NS: Not Sampled

Note: Asterisk indicates wells were replaced immediately prior to the May 2020 event. Results shown before this date are from the original well, while results shown after this date are for the replacement well.

Event Date	CP02-PZM007	CP05-PZM008	CP07-PZM006	CP08(R)-PZM008*	CP09-PZM010	CP10-PZM008	CP11-PZM010	CP12-PZM012	CP14-PZM009	CP15-PZM020	CP16-PZM008	CP18(R)-PZM009*	CP19(R)-PZM008*	CP20-PZM011	CP21-PZM004
October-13	ND	ND	ND	ND	ND	ND	ND	ND	ND	ND	NS	NS	NS	NS	NS
April-14	ND	NS	ND	ND	ND	ND	ND	ND	ND	ND	NS	NS	NS	NS	NS
December-14	ND	NS	ND	ND	ND	ND	ND	ND	ND	ND	NS	NS	NS	NS	NS
June-15	ND	ND	ND	ND	ND	NS	ND	ND	ND	ND	ND	ND	ND	ND	ND
December-15	ND	ND	ND	ND	ND	ND	ND	ND	ND	ND	ND	ND	ND	ND	ND
May-16	ND	ND	ND	ND	ND	NS	ND	ND	ND	ND	ND	ND	ND	ND	ND
November-16	ND	ND	ND	ND	ND	NS	ND	ND	ND	ND	ND	ND	ND	ND	ND
May-17	ND	ND	ND	ND	ND	NS	ND	ND	ND	ND	ND	ND	ND	ND	ND
November-17	ND	NS	ND	ND	ND	ND	ND	ND	ND	ND	ND	ND	ND	ND	ND
May-18	ND	ND	ND	ND	ND	ND	ND	ND	ND	ND	ND	ND	ND	ND	ND
December-18	ND	ND	ND	ND	ND	ND	ND	ND	ND	ND	ND	ND	ND	ND	ND
May-19	ND	ND	ND	ND	ND	ND	ND	ND	ND	ND	ND	ND	ND	ND	ND
November-19	ND	ND	ND	ND	ND	ND	ND	ND	ND	ND	ND	ND	ND	ND	ND
May-20	ND	ND	ND	ND	ND	ND	ND	ND	ND	ND	ND	ND	ND	ND	ND
December-20	ND	ND	NS	ND	ND	ND	ND	ND	ND	ND	ND	ND	ND	ND	ND
May-21	ND	ND	ND	ND	ND	ND	ND	ND	ND	ND	ND	ND	ND	ND	ND
October-21	ND	ND	ND	ND	ND	ND	ND	ND	ND	ND	ND	ND	ND	ND	ND
April-22	ND	ND	ND	ND	ND	NS	ND	ND	ND	ND	ND	ND	ND	ND	ND

**Parameter:** 1,2-Dichlorobenzene (ug/L)

April-11	ND	ND	ND	ND	ND	ND	ND	ND	ND	ND	NS	NS	NS	NS	NS
August-11	ND	ND	ND	ND	ND	ND	ND	ND	ND	ND	NS	NS	NS	NS	NS
March-13	ND	ND	ND	ND	ND	ND	ND	ND	ND	ND	NS	NS	NS	NS	NS
October-13	ND	ND	ND	ND	ND	ND	ND	ND	ND	ND	NS	NS	NS	NS	NS
April-14	ND	NS	ND	ND	ND	ND	ND	ND	ND	ND	NS	NS	NS	NS	NS
December-14	ND	NS	3.1	ND	ND	ND	ND	ND	ND	ND	NS	NS	NS	NS	NS
June-15	ND	ND	2.4	ND	ND	NS	ND	ND	ND	ND	ND	ND	2.9	ND	ND
December-15	ND	ND	ND	ND	ND	ND	ND	ND	ND	ND	ND	ND	ND	ND	ND

ND: Non-Detect      NS: Not Sampled

Note: Asterisk indicates wells were replaced immediately prior to the May 2020 event. Results shown before this date are from the original well, while results shown after this date are for the replacement well.

Event Date	CP02-PZM007	CP05-PZM008	CP07-PZM006	CP08(R)-PZM008*	CP09-PZM010	CP10-PZM008	CP11-PZM010	CP12-PZM012	CP14-PZM009	CP15-PZM020	CP16-PZM008	CP18(R)-PZM009*	CP19(R)-PZM008*	CP20-PZM011	CP21-PZM004
May-16	ND	ND	ND	ND	ND	NS	ND	ND	ND	ND	ND	ND	ND	ND	ND
November-16	ND	ND	2.7	ND	ND	NS	ND	ND	ND	ND	ND	ND	1.6	ND	ND
May-17	ND	ND	2.2	ND	ND	NS	ND	ND	ND	ND	ND	ND	1.5	ND	ND
November-17	ND	NS	2.1	ND	ND	ND	ND	ND	ND	ND	ND	ND	1.4	ND	ND
May-18	ND	ND	1.6	ND	ND	ND	ND	ND	ND	ND	ND	ND	ND	ND	ND
December-18	ND	ND	2.4	ND	ND	ND	ND	ND	ND	ND	ND	ND	1.3	ND	ND
May-19	ND	ND	1.9	ND	ND	ND	ND	ND	ND	ND	ND	ND	1.8	ND	ND
November-19	ND	ND	2.3	ND	ND	ND	ND	ND	ND	ND	ND	ND	ND	ND	ND
May-20	ND	ND	2	ND	ND	ND	ND	ND	ND	ND	ND	ND	2.8	ND	ND
December-20	ND	ND	NS	ND	ND	ND	ND	ND	ND	ND	ND	ND	3.5	ND	ND
May-21	ND	ND	1.7	ND	ND	ND	ND	ND	ND	ND	ND	ND	3.8	ND	ND
October-21	ND	ND	1.5	ND	ND	ND	ND	ND	ND	ND	ND	ND	3	ND	ND
April-22	ND	ND	2	ND	ND	NS	ND	ND	ND	ND	ND	ND	3.1	ND	ND

**Parameter: 1,2-Dichloroethane (ug/L)**

April-11	ND	ND	ND	ND	ND	ND	ND	ND	ND	ND	NS	NS	NS	NS	NS
August-11	ND	ND	ND	ND	ND	ND	ND	ND	ND	ND	NS	NS	NS	NS	NS
March-13	ND	ND	ND	ND	ND	ND	ND	ND	ND	ND	NS	NS	NS	NS	NS
October-13	ND	ND	ND	ND	ND	ND	ND	ND	ND	ND	NS	NS	NS	NS	NS
April-14	ND	NS	ND	ND	ND	ND	ND	ND	ND	ND	NS	NS	NS	NS	NS
December-14	ND	NS	ND	ND	ND	ND	ND	ND	ND	ND	NS	NS	NS	NS	NS
June-15	ND	ND	ND	ND	ND	NS	ND	ND	ND	ND	ND	ND	ND	ND	ND
December-15	ND	ND	ND	ND	ND	ND	ND	ND	ND	ND	ND	ND	ND	ND	ND
May-16	ND	ND	ND	ND	ND	NS	ND	ND	ND	ND	ND	ND	163	ND	ND
November-16	ND	ND	ND	ND	ND	NS	ND	ND	ND	ND	ND	ND	ND	ND	ND
May-17	ND	ND	ND	ND	ND	NS	ND	ND	ND	ND	ND	ND	ND	ND	ND
November-17	ND	NS	ND	ND	ND	ND	ND	ND	ND	ND	ND	ND	ND	ND	ND
May-18	ND	ND	ND	ND	ND	ND	ND	ND	1.6	ND	ND	ND	ND	ND	ND

ND: Non-Detect      NS: Not Sampled

Note: Asterisk indicates wells were replaced immediately prior to the May 2020 event. Results shown before this date are from the original well, while results shown after this date are for the replacement well.

Event Date	CP02-PZM007	CP05-PZM008	CP07-PZM006	CP08(R)-PZM008*	CP09-PZM010	CP10-PZM008	CP11-PZM010	CP12-PZM012	CP14-PZM009	CP15-PZM020	CP16-PZM008	CP18(R)-PZM009*	CP19(R)-PZM008*	CP20-PZM011	CP21-PZM004
December-18	ND	ND	ND	ND	ND	ND	ND	ND	ND	ND	ND	ND	ND	ND	ND
May-19	ND	ND	ND	ND	ND	ND	ND	ND	ND	ND	ND	ND	ND	ND	ND
November-19	ND	ND	ND	ND	ND	ND	ND	ND	ND	ND	ND	ND	ND	ND	ND
May-20	ND	ND	ND	ND	ND	ND	ND	ND	ND	ND	ND	ND	ND	ND	ND
December-20	ND	ND	NS	ND	ND	ND	ND	ND	ND	ND	ND	ND	ND	ND	ND
May-21	ND	ND	ND	ND	ND	ND	ND	ND	ND	ND	ND	ND	ND	ND	ND
October-21	ND	ND	ND	ND	ND	ND	ND	ND	ND	ND	ND	ND	ND	ND	ND
April-22	ND	ND	ND	ND	ND	NS	ND	ND	ND	ND	ND	ND	ND	ND	ND

**Parameter:** 1,2-Dichloropropane (ug/L)

April-11	ND	ND	ND	ND	ND	ND	ND	ND	ND	ND	NS	NS	NS	NS	NS
August-11	ND	ND	ND	ND	ND	ND	ND	ND	ND	ND	NS	NS	NS	NS	NS
March-13	ND	ND	ND	ND	ND	ND	ND	ND	ND	ND	NS	NS	NS	NS	NS
October-13	ND	ND	ND	ND	ND	ND	ND	ND	ND	ND	NS	NS	NS	NS	NS
April-14	ND	NS	ND	ND	ND	ND	ND	ND	ND	ND	NS	NS	NS	NS	NS
December-14	ND	NS	ND	ND	ND	ND	ND	ND	ND	ND	NS	NS	NS	NS	NS
June-15	ND	ND	ND	ND	ND	NS	ND	ND	ND	ND	ND	ND	ND	ND	ND
December-15	ND	ND	ND	ND	ND	ND	ND	ND	ND	ND	ND	ND	ND	ND	ND
May-16	ND	ND	ND	ND	ND	NS	ND	ND	ND	ND	ND	ND	ND	ND	ND
November-16	ND	ND	ND	ND	ND	NS	ND	ND	ND	ND	ND	ND	ND	ND	ND
May-17	ND	ND	ND	ND	ND	NS	ND	ND	ND	ND	ND	ND	ND	ND	ND
November-17	ND	NS	ND	ND	ND	ND	ND	ND	ND	ND	ND	ND	ND	ND	ND
May-18	ND	ND	ND	ND	ND	ND	ND	ND	ND	ND	ND	ND	ND	ND	ND
December-18	ND	ND	ND	ND	ND	ND	ND	ND	ND	ND	ND	ND	ND	ND	ND
May-19	ND	ND	ND	ND	ND	ND	ND	ND	ND	ND	ND	ND	ND	ND	ND
November-19	ND	ND	ND	ND	ND	ND	ND	ND	ND	ND	ND	ND	ND	ND	ND
May-20	ND	ND	ND	ND	ND	ND	ND	ND	ND	ND	ND	ND	ND	ND	ND
December-20	ND	ND	NS	ND	ND	ND	ND	ND	ND	ND	ND	ND	ND	ND	ND

ND: Non-Detect      NS: Not Sampled

Note: Asterisk indicates wells were replaced immediately prior to the May 2020 event. Results shown before this date are from the original well, while results shown after this date are for the replacement well.

Event Date	CP02-PZM007	CP05-PZM008	CP07-PZM006	CP08(R)-PZM008*	CP09-PZM010	CP10-PZM008	CP11-PZM010	CP12-PZM012	CP14-PZM009	CP15-PZM020	CP16-PZM008	CP18(R)-PZM009*	CP19(R)-PZM008*	CP20-PZM011	CP21-PZM004
May-21	ND	ND	ND	ND	ND	ND	ND	ND	ND	ND	ND	ND	ND	ND	ND
October-21	ND	ND	ND	ND	ND	ND	ND	ND	ND	ND	ND	ND	ND	ND	ND
April-22	ND	ND	ND	ND	ND	NS	ND	ND	ND	ND	ND	ND	ND	ND	ND

**Parameter: 1,4-Dichlorobenzene (ug/L)**

April-11	ND	ND	ND	ND	ND	ND	ND	ND	ND	ND	NS	NS	NS	NS	NS
August-11	ND	ND	ND	ND	ND	ND	ND	ND	ND	ND	NS	NS	NS	NS	NS
March-13	ND	ND	ND	ND	ND	ND	ND	ND	ND	ND	NS	NS	NS	NS	NS
October-13	ND	ND	ND	ND	ND	ND	ND	ND	ND	ND	NS	NS	NS	NS	NS
April-14	ND	NS	ND	ND	ND	ND	ND	ND	ND	ND	NS	NS	NS	NS	NS
December-14	ND	NS	ND	ND	ND	ND	ND	ND	ND	ND	NS	NS	NS	NS	NS
June-15	ND	ND	ND	ND	ND	NS	ND	ND	ND	ND	ND	ND	ND	ND	ND
December-15	ND	ND	ND	ND	ND	ND	ND	ND	ND	ND	ND	ND	ND	ND	ND
May-16	ND	ND	ND	ND	ND	NS	ND	ND	ND	ND	ND	ND	ND	ND	ND
November-16	ND	ND	ND	ND	ND	NS	ND	ND	ND	ND	ND	ND	ND	ND	ND
May-17	ND	ND	ND	ND	ND	NS	ND	ND	ND	ND	ND	ND	ND	ND	ND
November-17	ND	NS	ND	ND	ND	ND	ND	ND	ND	ND	ND	ND	ND	ND	ND
May-18	ND	ND	ND	ND	ND	ND	ND	ND	ND	ND	ND	ND	ND	ND	ND
December-18	ND	ND	ND	ND	ND	ND	ND	ND	ND	ND	ND	ND	ND	ND	ND
May-19	ND	ND	ND	ND	ND	ND	ND	ND	ND	ND	ND	ND	ND	ND	ND
November-19	ND	ND	ND	ND	ND	ND	ND	ND	ND	ND	ND	ND	ND	ND	ND
May-20	ND	ND	ND	ND	ND	ND	ND	ND	ND	ND	ND	ND	ND	ND	ND
December-20	ND	ND	NS	ND	ND	ND	ND	ND	ND	ND	ND	ND	ND	ND	ND
May-21	ND	ND	ND	ND	ND	ND	ND	ND	ND	ND	ND	ND	ND	ND	ND
October-21	ND	ND	ND	ND	ND	ND	ND	ND	ND	ND	ND	ND	ND	ND	ND
April-22	ND	ND	ND	ND	ND	NS	ND	ND	ND	ND	ND	ND	ND	ND	ND

**Parameter: 2-Butanone (ug/L)**

ND: Non-Detect      NS: Not Sampled

Note: Asterisk indicates wells were replaced immediately prior to the May 2020 event. Results shown before this date are from the original well, while results shown after this date are for the replacement well.

Event Date	CP02- PZM007	CP05- PZM008	CP07- PZM006	CP08(R)- PZM008*	CP09- PZM010	CP10- PZM008	CP11- PZM010	CP12- PZM012	CP14- PZM009	CP15- PZM020	CP16- PZM008	CP18(R)- PZM009*	CP19(R)- PZM008*	CP20- PZM011	CP21- PZM004
April-11	ND	ND	ND	ND	5.6	36	5.4	ND	ND	9.8	NS	NS	NS	NS	NS
August-11	ND	ND	ND	ND	ND	ND	ND	ND	ND	ND	NS	NS	NS	NS	NS
March-13	ND	ND	ND	ND	5.5	33	5.9	ND	ND	10.1	NS	NS	NS	NS	NS
October-13	ND	ND	ND	ND	ND	31.9	5.7	ND	ND	7.2	NS	NS	NS	NS	NS
April-14	ND	NS	ND	ND	7.2	37.8	6.1	5.8	ND	10.7	NS	NS	NS	NS	NS
December-14	ND	NS	ND	ND	ND	14.7	ND	ND	ND	ND	NS	NS	NS	NS	NS
June-15	ND	ND	ND	ND	ND	NS	ND	ND	ND	6.4	ND	ND	ND	ND	ND
December-15	ND	ND	ND	ND	ND	26.2	6.4 J	ND	ND	8 J	ND	ND	ND	ND	ND
May-16	ND	ND	ND	ND	ND	NS	ND	ND	ND	6.3 J	ND	ND	7.5 J	ND	ND
November-16	ND	ND	ND	ND	ND	NS	5.5 J	ND	ND	10.3	ND	ND	ND	ND	ND
May-17	ND	ND	ND	ND	ND	NS	ND	ND	ND	8.7 JL1	ND	ND	ND	ND	ND
November-17	ND	NS	ND	ND	1.8 J	31.2	6.7 J	1.7 J	2.7 J	10.2	3.3 J	ND	2.1 J	ND	ND
May-18	ND	ND	ND	ND	ND	26.3	5.2 J	3.2 J	2.4 J	5.6 J	ND	ND	ND	ND	ND
December-18	ND	ND	ND	ND	9.7 J	19.9	4.9 J	ND	ND	5.1 J	ND	ND	ND	ND	ND
May-19	ND	ND	ND	ND	ND	17.4	4.2 J	ND	ND	3.4 J	ND	ND	ND	ND	ND
November-19	ND	ND	ND	ND	ND	19.2	ND	ND	ND	7.1 J	ND	ND	ND	ND	ND
May-20	ND	ND	ND	ND	ND	21.5	4.6 J	ND	2.4 J	5.1 J	ND	ND	ND	ND	ND
December-20	ND	ND	NS	ND	ND	19.7	5.4 J	3.6 J	ND	4.1 J	ND	ND	ND	ND	ND
May-21	ND	ND	ND	ND	ND	20.1	3.9 JM5	2.5 J	ND	3.1 JM5	2 JM5	ND	ND	ND	ND
October-21	ND	ND	ND	ND	ND	20.1	6.3 J	ND	ND	7.3 J	2.2 J	ND	ND	ND	ND
April-22	ND	2.8 J	ND	ND	ND	NS	5.1 J	ND	5.4 J	8.1 J	2.9 J	ND	ND	ND	ND

---

**Parameter: 2-Hexanone (ug/L)**

---

April-11	ND	ND	ND	ND	ND	ND	ND	ND	ND	ND	NS	NS	NS	NS	NS
August-11	ND	ND	ND	ND	ND	ND	ND	ND	ND	ND	NS	NS	NS	NS	NS
March-13	ND	ND	ND	ND	ND	ND	ND	ND	ND	ND	NS	NS	NS	NS	NS
October-13	ND	ND	ND	ND	ND	10.1	ND	ND	ND	ND	NS	NS	NS	NS	NS
April-14	ND	NS	ND	ND	ND	ND	ND	ND	ND	ND	NS	NS	NS	NS	NS

ND: Non-Detect      NS: Not Sampled

Note: Asterisk indicates wells were replaced immediately prior to the May 2020 event. Results shown before this date are from the original well, while results shown after this date are for the replacement well.

Event Date	CP02- PZM007	CP05- PZM008	CP07- PZM006	CP08(R)- PZM008*	CP09- PZM010	CP10- PZM008	CP11- PZM010	CP12- PZM012	CP14- PZM009	CP15- PZM020	CP16- PZM008	CP18(R)- PZM009*	CP19(R)- PZM008*	CP20- PZM011	CP21- PZM004
December-14	ND	NS	ND	ND	ND	ND	ND	ND	ND	ND	NS	NS	NS	NS	NS
June-15	ND	ND	ND	ND	ND	NS	ND	ND	ND	ND	ND	ND	ND	ND	ND
December-15	ND	ND	ND	ND	ND	ND	ND	ND	ND	ND	ND	ND	ND	ND	ND
May-16	ND	ND	ND	ND	ND	NS	ND	ND	ND	ND	ND	ND	ND	ND	ND
November-16	ND	ND	ND	ND	ND	NS	ND	ND	ND	ND	ND	ND	ND	ND	ND
May-17	ND	ND	ND	ND	ND	NS	ND	ND	ND	ND	ND	ND	ND	ND	ND
November-17	ND	NS	ND	ND	ND	1.8 J	0.51 J	ND	0.32 J	0.78 J	ND	ND	ND	ND	ND
May-18	ND	ND	ND	ND	ND	2 J	ND	ND	ND	ND	ND	ND	ND	ND	ND
December-18	ND	ND	ND	ND	ND	1.5 J	ND	ND	ND	ND	ND	ND	ND	ND	ND
May-19	ND	ND	ND	ND	ND	1.3 J	ND	ND	ND	ND	ND	ND	ND	ND	ND
November-19	ND	ND	ND	ND	ND	1.3 J	ND	ND	ND	ND	ND	ND	ND	ND	ND
May-20	ND	ND	ND	ND	ND	1.5 J	ND	ND	ND	0.62 J	ND	ND	ND	ND	ND
December-20	ND	ND	NS	ND	ND	1.4 J	ND	ND	ND	ND	ND	ND	ND	ND	ND
May-21	ND	ND	ND	ND	ND	2.2 J	ND	ND	ND	ND	ND	ND	ND	ND	ND
October-21	ND	ND	ND	ND	ND	1.5 J	0.73 J	ND	ND	0.72 J	ND	ND	ND	ND	ND
April-22	ND	ND	ND	ND	ND	NS	0.69 J	ND	1.2 J	0.89 J	ND	ND	ND	ND	ND

**Parameter: 4-Methyl-2-pentanone (ug/L)**

April-11	ND	ND	3.3	ND	3.3	6.3	ND	ND	ND	3.1	NS	NS	NS	NS	NS
August-11	ND	ND	ND	ND	ND	ND	ND	ND	ND	ND	NS	NS	NS	NS	NS
March-13	ND	ND	ND	ND	ND	6.5	ND	ND	ND	ND	NS	NS	NS	NS	NS
October-13	ND	ND	ND	ND	ND	6.4	ND	ND	ND	ND	NS	NS	NS	NS	NS
April-14	ND	NS	ND	ND	ND	7.1	ND	ND	ND	ND	NS	NS	NS	NS	NS
December-14	ND	NS	ND	ND	ND	5.8	ND	ND	ND	ND	NS	NS	NS	NS	NS
June-15	ND	ND	ND	ND	ND	NS	ND	ND	ND	ND	ND	ND	ND	ND	ND
December-15	ND	ND	ND	ND	ND	6.7 J	ND	ND	ND	ND	ND	ND	ND	ND	ND
May-16	ND	ND	ND	ND	ND	NS	ND	ND	ND	ND	ND	ND	ND	ND	ND
November-16	ND	ND	ND	ND	ND	NS	ND	ND	ND	ND	ND	ND	ND	ND	ND

ND: Non-Detect      NS: Not Sampled

Note: Asterisk indicates wells were replaced immediately prior to the May 2020 event. Results shown before this date are from the original well, while results shown after this date are for the replacement well.

Event Date	CP02- PZM007	CP05- PZM008	CP07- PZM006	CP08(R)- PZM008*	CP09- PZM010	CP10- PZM008	CP11- PZM010	CP12- PZM012	CP14- PZM009	CP15- PZM020	CP16- PZM008	CP18(R)- PZM009*	CP19(R)- PZM008*	CP20- PZM011	CP21- PZM004
May-17	ND	ND	ND	ND	ND	NS	ND	ND	ND	ND	ND	ND	ND	ND	ND
November-17	ND	NS	1.8 J	0.48 J	1.3 J	6 J	1.9 J	ND	0.41 J	3.7 J	0.6 J	ND	ND	ND	ND
May-18	ND	ND	1.4 J	1.2 J	ND	6.2 J	1.8 J	1.1 J	ND	3.2 J	ND	ND	ND	ND	ND
December-18	ND	ND	1.5 J	ND	5.2 J	4.5 J	1.7 J	ND	ND	3.1 J	ND	ND	1.1 J	ND	ND
May-19	ND	ND	ND	ND	ND	3.9 J	1.7 J	ND	ND	1.9 J	ND	ND	ND	ND	ND
November-19	ND	ND	1.3 J	ND	ND	5.8 J	ND	ND	ND	3.3 JL1	ND	ND	ND	ND	ND
May-20	ND	ND	1.1 J	ND	1.1 J	4.5 J	1.6 J	ND	ND	2.5 J	ND	ND	0.81 J	ND	ND
December-20	ND	ND	NS	ND	ND	4.2 J	1.6 J	1.2 J	ND	2.7 J	ND	ND	ND	ND	ND
May-21	ND	ND	1.4 J	ND	ND	3.8 J	1.4 JM5	0.93 J	ND	1.7 JM5	ND	ND	ND	ND	ND
October-21	ND	ND	2 J	ND	ND	4.4 J	1.9 J	ND	ND	2.7 J	0.83 J	ND	ND	ND	ND
April-22	ND	ND	ND	ND	ND	NS	1.4 J	ND	ND	2.7 J	0.56 J	ND	ND	ND	ND

**Parameter:** Acetone (ug/L)

April-11	ND	ND	ND	ND	71	390	70	ND	34	130	NS	NS	NS	NS	NS
August-11	ND	33	ND	ND	ND	ND	ND	ND	ND	ND	NS	NS	NS	NS	NS
March-13	ND	32.3	ND	ND	44.1	354	76.2	ND	39.8	128	NS	NS	NS	NS	NS
October-13	ND	33.5	7.8	ND	ND	344	90.4	ND	36.1	188	NS	NS	NS	NS	NS
April-14	ND	NS	ND	ND	83.7	362	102	73.5	36.9	188	NS	NS	NS	NS	NS
December-14	ND	NS	12.8	ND	10.9	282	77.4	ND	25.9	111	NS	NS	NS	NS	NS
June-15	5.1 M1R1	24.7	15.4	6.8	10.5	NS	66.7	55	23.5	142	47	28.5	11.3	50.4	ND
December-15	ND	21.8	ND	ND	23.7	248	85.9	10.1	16	152	38	ND	9.7 J	ND	ND
May-16	ND	20.9	ND	ND	ND	NS	71.6	ND	15.1	140	26.5 IS	ND	38.8	ND	ND
November-16	ND	21.2	ND	ND	40.3	NS	97.1	9.6 J	18.9	157	42	ND	16.3	ND	ND
May-17	ND	51.8	ND	ND	18.2	NS	155	26.9	36.5 IL	292	115	ND	ND	ND	31.7 IL
November-17	6.7 J	NS	9.9 J	10.4	24.9	274	105	15.6	22.6	213	52.7	7.6 J	23.1	5.7 J	7 J
May-18	7 J	48.7	10.7	14.4	13.3	263	101	39.8	27.3	208	70.3	13.9	29.7	7.2 J	5.4 J
December-18	5.7 JB	42.5	9.1 JB	22 J	133	196	83.1	64.1	21.6 B	190	42.7	14.3	24	10.4 B	9.7 JB
May-19	ND	20.7	6.2 J	55.4	4 J	142	64.2	6.6 J	13.4	143	39.3	4.3 J	19.6	4.1 J	3 J

ND: Non-Detect      NS: Not Sampled

Note: Asterisk indicates wells were replaced immediately prior to the May 2020 event. Results shown before this date are from the original well, while results shown after this date are for the replacement well.



Event Date	CP02-PZM007	CP05-PZM008	CP07-PZM006	CP08(R)-PZM008*	CP09-PZM010	CP10-PZM008	CP11-PZM010	CP12-PZM012	CP14-PZM009	CP15-PZM020	CP16-PZM008	CP18(R)-PZM009*	CP19(R)-PZM008*	CP20-PZM011	CP21-PZM004
November-19	ND	30.2	6.3 J	ND	6.4 J	279	75.8	ND	18	178	37.6	6.5 J	23.1	ND	ND
May-20	ND	30.3	ND	ND	27.3	217	75.5	11	14.5	153	34.7	ND	ND	ND	ND
December-20	ND	15.8	NS	ND	22.7	197	69.1	42.3	14.9	183	27.3	9.3 J	ND	ND	11
May-21	ND	19.3	ND	ND	17 M5	215	71.8 M5	39.1	15.2	180 M5	55.9 M5	ND	ND	ND	ND
October-21	ND	20.9	ND	ND	ND	173	76.6	7.5 J	16	185	29.7	ND	ND	ND	ND
April-22	ND	24	23.6	50.5	8.6 J	NS	77.3	6 J	26.3	142	53.9	21.1	15.4	ND	ND

**Parameter: Acrylonitrile (ug/L)**

April-11	ND	ND	ND	ND	ND	ND	ND	ND	ND	ND	NS	NS	NS	NS	NS
August-11	ND	ND	ND	ND	ND	ND	ND	ND	ND	ND	NS	NS	NS	NS	NS
March-13	ND	ND	ND	ND	ND	ND	ND	ND	ND	ND	NS	NS	NS	NS	NS
October-13	ND	ND	ND	ND	ND	ND	ND	ND	ND	ND	NS	NS	NS	NS	NS
April-14	ND	NS	ND	ND	ND	ND	ND	ND	ND	ND	NS	NS	NS	NS	NS
December-14	ND	NS	ND	ND	ND	ND	ND	ND	ND	ND	NS	NS	NS	NS	NS
June-15	ND	ND	ND	ND	ND	NS	ND	ND	ND	ND	ND	ND	ND	ND	ND
December-15	ND	ND	ND	ND	ND	ND	ND	ND	ND	ND	ND	ND	ND	ND	ND
May-16	ND	ND	ND	ND	ND	NS	ND	ND	ND	ND	ND	ND	ND	ND	ND
November-16	ND	ND	ND	ND	ND	NS	ND	ND	ND	ND	ND	ND	ND	ND	ND
May-17	ND	ND	ND	ND	ND	NS	ND	ND	ND	ND	ND	ND	ND	ND	ND
November-17	ND	NS	ND	ND	ND	ND	ND	ND	ND	ND	ND	ND	ND	ND	ND
May-18	ND	ND	ND	ND	ND	ND	ND	ND	ND	ND	ND	ND	ND	ND	ND
December-18	ND	ND	ND	ND	ND	ND	ND	ND	ND	ND	ND	ND	ND	ND	ND
May-19	ND	ND	ND	ND	ND	ND	ND	ND	ND	ND	ND	ND	ND	ND	ND
November-19	ND	ND	ND	ND	ND	ND	ND	ND	ND	ND	ND	ND	ND	ND	ND
May-20	ND	ND	ND	ND	ND	ND	ND	ND	ND	ND	ND	ND	ND	ND	ND
December-20	ND	ND	NS	ND	ND	ND	ND	ND	ND	ND	ND	ND	ND	ND	ND
May-21	ND	ND	ND	ND	ND	ND	ND	ND	ND	ND	ND	ND	ND	ND	ND
October-21	ND	ND	ND	ND	ND	ND	ND	ND	ND	ND	ND	ND	ND	ND	ND

ND: Non-Detect      NS: Not Sampled

Note: Asterisk indicates wells were replaced immediately prior to the May 2020 event. Results shown before this date are from the original well, while results shown after this date are for the replacement well.

Event Date	CP02- PZM007	CP05- PZM008	CP07- PZM006	CP08(R)- PZM008*	CP09- PZM010	CP10- PZM008	CP11- PZM010	CP12- PZM012	CP14- PZM009	CP15- PZM020	CP16- PZM008	CP18(R)- PZM009*	CP19(R)- PZM008*	CP20- PZM011	CP21- PZM004
April-22	ND	ND	ND	ND	ND	NS	ND	ND	ND	ND	ND	ND	ND	ND	ND

**Parameter: Benzene (ug/L)**

April-11	0.45	11	430	15,000	5.8	9.6	17	58	21	18	NS	NS	NS	NS	NS
August-11	ND	33	1,000	22,000	ND	13	6.6	42	50	21	NS	NS	NS	NS	NS
March-13	ND	11.8	547	23,900	5.6	12.1	15	16.5	59.8	18.5	NS	NS	NS	NS	NS
October-13	ND	2.8	738	25,800	ND	11.3	19.7	39.5	70.1	11.9	NS	NS	NS	NS	NS
April-14	ND	NS	612	24,400	1.8	10.6	14.3	252	92.6	14.6	NS	NS	NS	NS	NS
December-14	ND	NS	669	24,100	2.9	11	14.9	72.3	129	23.5	NS	NS	NS	NS	NS
June-15	ND	19.7	541	25,200	ND	NS	15	201	101	10.7	85.8	1,120	4,180	40.4	4.8
December-15	ND	22.7	553	25,600	ND	9.9	14.5	56.3	128	12	107	510	3,400	129	7.6
May-16	ND	25.3	484	21,600	ND	NS	16.5	11	97.4	9.5	95.2 IS	1,040	3,400	29.6	2.5
November-16	ND	27.4	555	22,600	2.9	NS	11.6	64.1	97.6	16	98.8	500	2,630	302	4.3
May-17	0.59 J	9.4	521	21,900	ND	NS	8.6	21.4	89.9	8.6	69.9	1,020	2,700	224	1.8
November-17	ND	NS	439	21,600	0.88 J	9	14.1	55.7	102	8.5	83.2	468	2,310	357	7
May-18	ND	2.2	746	15,800	ND	8.4	14	108	71.9	3.8	62.1	943	2,760	97.1	1.7
December-18	ND	3.5	565	19,600	3.8	7.7	12.5	121	96.3	6.5	103	498	2,430	99.6	16.8
May-19	ND	5.1	410	21,100	ND	7.9	9.3	17	85	3.3	107	669	1,950	7.7	4.3
November-19	ND	10.6	511	20,400	ND	5.3	9.2	14	87.2	7.8	128	249	2,240	72.7	15.5
May-20	ND	6.8	528	3,770	1.4	8.3	15.1	37	56.3	9.2	130	822	3,130	9.4	6.2
December-20	ND	3	NS	1,430	0.69 J	6.9	12.8	101	71.8	3.4	105	268	3,010	3.8	13.9
May-21	ND	6.4 C8	394	2.4 J	0.87 JM5	7.1	10.5 M5	78.6	50.4	2.6 M5	24.2 M5	407	2,540	13 M5	15.6
October-21	ND	4.3	512	5,630	ND	8.7	14.7	32.3	74.4	6.3	152	517	3,490	59	13.4
April-22	ND	20.1	493	1,420	2.3	NS	10.2	2	46.8	8.2	98.2	846	3,140	81.8	22.3

**Parameter: Bromochloromethane (ug/L)**

April-11	ND	ND	ND	ND	ND	ND	ND	ND	ND	ND	NS	NS	NS	NS	NS
August-11	ND	ND	ND	ND	ND	ND	ND	ND	ND	ND	NS	NS	NS	NS	NS

ND: Non-Detect      NS: Not Sampled

Note: Asterisk indicates wells were replaced immediately prior to the May 2020 event. Results shown before this date are from the original well, while results shown after this date are for the replacement well.

Event Date	CP02-PZM007	CP05-PZM008	CP07-PZM006	CP08(R)-PZM008*	CP09-PZM010	CP10-PZM008	CP11-PZM010	CP12-PZM012	CP14-PZM009	CP15-PZM020	CP16-PZM008	CP18(R)-PZM009*	CP19(R)-PZM008*	CP20-PZM011	CP21-PZM004
March-13	ND	ND	ND	ND	ND	ND	ND	ND	ND	ND	NS	NS	NS	NS	NS
October-13	ND	ND	ND	ND	ND	ND	ND	ND	ND	ND	NS	NS	NS	NS	NS
April-14	ND	NS	ND	ND	ND	ND	ND	ND	ND	ND	NS	NS	NS	NS	NS
December-14	ND	NS	ND	ND	ND	ND	ND	ND	ND	ND	NS	NS	NS	NS	NS
June-15	ND	ND	ND	ND	ND	NS	ND	ND	ND	ND	ND	ND	ND	ND	ND
December-15	ND	ND	ND	ND	ND	ND	ND	ND	ND	ND	ND	ND	ND	ND	ND
May-16	ND	ND	ND	ND	ND	NS	ND	ND	ND	ND	ND	ND	ND	ND	ND
November-16	ND	ND	ND	ND	ND	NS	ND	ND	ND	ND	ND	ND	ND	ND	ND
May-17	ND	ND	ND	ND	ND	NS	ND	ND	ND	ND	ND	ND	ND	ND	ND
November-17	ND	NS	ND	ND	ND	ND	ND	ND	ND	ND	ND	ND	ND	ND	ND
May-18	ND	ND	ND	ND	ND	ND	ND	ND	ND	ND	ND	ND	ND	ND	ND
December-18	ND	ND	ND	ND	ND	ND	ND	ND	ND	ND	ND	ND	ND	ND	ND
May-19	ND	ND	ND	ND	ND	ND	ND	ND	ND	ND	ND	ND	ND	ND	ND
November-19	ND	ND	ND	ND	ND	ND	ND	ND	ND	ND	ND	ND	ND	ND	ND
May-20	ND	ND	ND	ND	ND	ND	ND	ND	ND	ND	ND	ND	ND	ND	ND
December-20	ND	ND	NS	ND	ND	ND	ND	ND	ND	ND	ND	ND	ND	ND	ND
May-21	ND	ND	ND	ND	ND	ND	ND	ND	ND	ND	ND	ND	ND	ND	ND
October-21	ND	ND	ND	ND	ND	ND	ND	ND	ND	ND	ND	ND	ND	ND	ND
April-22	ND	ND	ND	ND	ND	NS	ND	ND	ND	ND	ND	ND	ND	ND	ND

**Parameter: Bromodichloromethane (ug/L)**

April-11	ND	ND	ND	ND	ND	ND	ND	ND	ND	ND	NS	NS	NS	NS	NS
August-11	ND	ND	ND	ND	ND	ND	ND	ND	ND	ND	NS	NS	NS	NS	NS
March-13	ND	ND	ND	ND	ND	ND	ND	ND	ND	ND	NS	NS	NS	NS	NS
October-13	ND	ND	ND	ND	ND	ND	ND	ND	ND	ND	NS	NS	NS	NS	NS
April-14	ND	NS	ND	ND	ND	ND	ND	ND	ND	ND	NS	NS	NS	NS	NS
December-14	ND	NS	ND	ND	ND	ND	ND	ND	ND	ND	NS	NS	NS	NS	NS
June-15	ND	ND	ND	ND	ND	NS	ND	ND	ND	ND	ND	ND	ND	ND	ND

ND: Non-Detect      NS: Not Sampled

Note: Asterisk indicates wells were replaced immediately prior to the May 2020 event. Results shown before this date are from the original well, while results shown after this date are for the replacement well.

Event Date	CP02-PZM007	CP05-PZM008	CP07-PZM006	CP08(R)-PZM008*	CP09-PZM010	CP10-PZM008	CP11-PZM010	CP12-PZM012	CP14-PZM009	CP15-PZM020	CP16-PZM008	CP18(R)-PZM009*	CP19(R)-PZM008*	CP20-PZM011	CP21-PZM004
December-15	ND	ND	ND	ND	ND	ND	ND	ND	ND	ND	ND	ND	ND	ND	ND
May-16	ND	ND	ND	ND	ND	NS	ND	ND	ND	ND	ND	ND	ND	ND	ND
November-16	ND	ND	ND	ND	ND	NS	ND	ND	ND	ND	ND	ND	ND	ND	ND
May-17	ND	ND	ND	ND	ND	NS	ND	ND	ND	ND	ND	ND	ND	ND	ND
November-17	ND	NS	ND	ND	ND	ND	ND	ND	ND	ND	ND	ND	ND	ND	ND
May-18	ND	ND	ND	ND	ND	ND	ND	ND	ND	ND	ND	ND	ND	ND	ND
December-18	ND	ND	ND	ND	ND	ND	ND	ND	ND	ND	ND	ND	ND	ND	ND
May-19	ND	ND	ND	ND	ND	ND	ND	ND	ND	ND	ND	ND	ND	ND	ND
November-19	ND	ND	ND	ND	ND	ND	ND	ND	ND	ND	ND	ND	ND	ND	ND
May-20	ND	ND	ND	ND	ND	ND	ND	ND	ND	ND	ND	ND	ND	ND	ND
December-20	ND	ND	NS	ND	ND	ND	ND	ND	ND	ND	ND	ND	ND	ND	ND
May-21	ND	ND	ND	ND	ND	ND	ND	ND	ND	ND	ND	ND	ND	ND	ND
October-21	ND	ND	ND	ND	ND	ND	ND	ND	ND	ND	ND	ND	ND	ND	ND
April-22	ND	ND	ND	ND	ND	NS	ND	ND	ND	ND	ND	ND	ND	ND	ND

**Parameter: Bromoform (ug/L)**

April-11	ND	ND	ND	ND	ND	ND	ND	ND	ND	ND	NS	NS	NS	NS	NS
August-11	ND	ND	ND	ND	ND	ND	ND	ND	ND	ND	NS	NS	NS	NS	NS
March-13	ND	ND	ND	ND	ND	ND	ND	ND	ND	ND	NS	NS	NS	NS	NS
October-13	ND	ND	ND	ND	ND	ND	ND	ND	ND	ND	NS	NS	NS	NS	NS
April-14	ND	NS	ND	ND	ND	ND	ND	ND	ND	ND	NS	NS	NS	NS	NS
December-14	ND	NS	ND	ND	ND	ND	ND	ND	ND	ND	NS	NS	NS	NS	NS
June-15	ND	ND	ND	ND	ND	NS	ND	ND	ND	ND	ND	ND	ND	ND	ND
December-15	ND	ND	ND	ND	ND	ND	ND	ND	ND	ND	ND	ND	ND	ND	ND
May-16	ND	ND	ND	ND	ND	NS	ND	ND	ND	ND	ND	ND	ND	ND	ND
November-16	ND	ND	ND	ND	ND	NS	ND	ND	ND	ND	ND	ND	ND	ND	ND
May-17	ND	ND	ND	ND	ND	NS	ND	ND	ND	ND	ND	ND	ND	ND	ND
November-17	ND	NS	ND	ND	ND	ND	ND	ND	ND	ND	ND	ND	ND	ND	ND

ND: Non-Detect      NS: Not Sampled

Note: Asterisk indicates wells were replaced immediately prior to the May 2020 event. Results shown before this date are from the original well, while results shown after this date are for the replacement well.

Event Date	CP02-PZM007	CP05-PZM008	CP07-PZM006	CP08(R)-PZM008*	CP09-PZM010	CP10-PZM008	CP11-PZM010	CP12-PZM012	CP14-PZM009	CP15-PZM020	CP16-PZM008	CP18(R)-PZM009*	CP19(R)-PZM008*	CP20-PZM011	CP21-PZM004
May-18	ND	ND	ND	ND	ND	ND	ND	ND	ND	ND	ND	ND	ND	ND	ND
December-18	ND	ND	ND	ND	ND	ND	ND	ND	ND	ND	ND	ND	ND	ND	ND
May-19	ND	ND	ND	ND	ND	ND	ND	ND	ND	ND	ND	ND	ND	ND	ND
November-19	ND	ND	ND	ND	ND	ND	ND	ND	ND	ND	ND	ND	ND	ND	ND
May-20	ND	ND	ND	ND	ND	ND	ND	ND	ND	ND	ND	ND	ND	ND	ND
December-20	ND	ND	NS	ND	ND	ND	ND	ND	ND	ND	ND	ND	ND	ND	ND
May-21	ND	ND	ND	ND	ND	ND	ND	ND	ND	ND	ND	ND	ND	ND	ND
October-21	ND	ND	ND	ND	ND	ND	ND	ND	ND	ND	ND	ND	ND	ND	ND
April-22	ND	ND	ND	ND	ND	NS	ND	ND	ND	ND	ND	ND	ND	ND	ND

**Parameter: Bromomethane (ug/L)**

April-11	ND	ND	ND	ND	ND	ND	ND	ND	ND	ND	NS	NS	NS	NS	NS
August-11	ND	ND	ND	ND	ND	ND	ND	ND	ND	ND	NS	NS	NS	NS	NS
March-13	ND	ND	ND	ND	ND	ND	ND	ND	ND	ND	NS	NS	NS	NS	NS
October-13	ND	ND	ND	ND	ND	ND	ND	ND	ND	ND	NS	NS	NS	NS	NS
April-14	ND	NS	ND	ND	ND	ND	ND	ND	ND	ND	NS	NS	NS	NS	NS
December-14	ND	NS	ND	ND	ND	ND	ND	ND	ND	ND	NS	NS	NS	NS	NS
June-15	ND	ND	ND	ND	ND	NS	ND	ND	ND	ND	ND	ND	ND	ND	ND
December-15	ND	ND	ND	ND	ND	ND	ND	ND	ND	ND	ND	ND	ND	ND	ND
May-16	ND	ND	ND	ND	ND	NS	ND	ND	ND	ND	ND	ND	ND	ND	ND
November-16	ND	ND	ND	ND	0.6 J	NS	ND	ND	ND	ND	ND	ND	ND	ND	ND
May-17	ND	ND	ND	ND	ND	NS	ND	ND	ND	ND	ND	ND	ND	ND	ND
November-17	ND	NS	ND	ND	ND	ND	ND	ND	ND	ND	ND	ND	ND	ND	ND
May-18	ND	ND	ND	1.5	ND	ND	ND	ND	ND	ND	ND	ND	ND	ND	ND
December-18	ND	ND	ND	ND	ND	ND	ND	ND	ND	ND	ND	ND	ND	ND	ND
May-19	ND	ND	ND	ND	ND	ND	ND	ND	ND	ND	ND	ND	ND	ND	ND
November-19	ND	1.4 IH	ND	ND	ND	1.4 CLIH	ND	ND	ND	ND	ND	ND	ND	ND	ND
May-20	ND	0.74 J	ND	ND	1.3	ND	ND	ND	ND	ND	ND	ND	ND	0.84 JCL	ND

ND: Non-Detect      NS: Not Sampled

Note: Asterisk indicates wells were replaced immediately prior to the May 2020 event. Results shown before this date are from the original well, while results shown after this date are for the replacement well.

Event Date	CP02-PZM007	CP05-PZM008	CP07-PZM006	CP08(R)-PZM008*	CP09-PZM010	CP10-PZM008	CP11-PZM010	CP12-PZM012	CP14-PZM009	CP15-PZM020	CP16-PZM008	CP18(R)-PZM009*	CP19(R)-PZM008*	CP20-PZM011	CP21-PZM004
December-20	ND	ND	NS	ND	ND	ND	ND	ND	ND	ND	ND	ND	ND	ND	ND
May-21	ND	ND	ND	ND	ND	0.95 JB	ND	ND	ND	ND	ND	ND	ND	ND	ND
October-21	ND	ND	ND	ND	ND	ND	ND	ND	ND	ND	ND	ND	ND	ND	ND
April-22	ND	ND	ND	ND	ND	NS	ND	ND	ND	ND	ND	ND	ND	ND	ND

**Parameter: Carbon Disulfide (ug/L)**

April-11	ND	ND	ND	ND	ND	ND	ND	ND	ND	ND	NS	NS	NS	NS	NS
August-11	ND	ND	ND	ND	ND	ND	ND	ND	ND	ND	NS	NS	NS	NS	NS
March-13	ND	2.9	ND	1.1	ND	ND	ND	ND	ND	ND	NS	NS	NS	NS	NS
October-13	ND	1.8	ND	ND	ND	ND	ND	ND	ND	ND	NS	NS	NS	NS	NS
April-14	ND	NS	ND	ND	ND	ND	ND	ND	ND	ND	NS	NS	NS	NS	NS
December-14	ND	NS	ND	ND	ND	ND	ND	ND	ND	ND	NS	NS	NS	NS	NS
June-15	ND	ND	ND	ND	ND	NS	ND	ND	ND	ND	3.8	ND	ND	ND	ND
December-15	ND	1.8	ND	ND	ND	ND	ND	ND	ND	ND	4.9	ND	ND	ND	ND
May-16	ND	ND	ND	ND	ND	NS	ND	ND	ND	ND	3.9 IS	ND	ND	ND	ND
November-16	ND	5.3	ND	ND	ND	NS	ND	ND	ND	ND	2.6	ND	ND	ND	ND
May-17	ND	1.9	0.53 J	ND	ND	NS	0.56 J	ND	ND	ND	2.5	ND	ND	ND	ND
November-17	ND	NS	ND	ND	ND	ND	ND	ND	ND	ND	1.1	ND	ND	ND	4.1
May-18	ND	ND	1	ND	ND	ND	ND	ND	ND	ND	ND	ND	ND	ND	ND
December-18	ND	1	ND	ND	ND	ND	0.89 J	ND	0.82 J	ND	ND	ND	ND	ND	0.85 J
May-19	ND	0.65 J	ND	ND	ND	ND	ND	ND	ND	ND	ND	ND	ND	ND	ND
November-19	ND	ND	ND	ND	ND	ND	ND	ND	ND	ND	ND	ND	ND	ND	ND
May-20	ND	ND	ND	ND	ND	2.4	ND	ND	ND	ND	ND	ND	ND	ND	ND
December-20	ND	ND	NS	ND	ND	ND	1.6	ND	ND	ND	ND	ND	ND	ND	ND
May-21	ND	ND	0.64 J	ND	ND	ND	ND	3.4	1.1	ND	13.9 M5	ND	1.4	ND	ND
October-21	ND	0.56 J	ND	ND	ND	0.52 J	ND	ND	ND	0.87 J	ND	ND	ND	ND	ND
April-22	ND	ND	ND	ND	ND	NS	ND	ND	ND	ND	ND	0.42 JIHL1	ND	ND	0.82 JIH

ND: Non-Detect      NS: Not Sampled

Note: Asterisk indicates wells were replaced immediately prior to the May 2020 event. Results shown before this date are from the original well, while results shown after this date are for the replacement well.

Event Date	CP02- PZM007	CP05- PZM008	CP07- PZM006	CP08(R)- PZM008*	CP09- PZM010	CP10- PZM008	CP11- PZM010	CP12- PZM012	CP14- PZM009	CP15- PZM020	CP16- PZM008	CP18(R)- PZM009*	CP19(R)- PZM008*	CP20- PZM011	CP21- PZM004
------------	-----------------	-----------------	-----------------	---------------------	-----------------	-----------------	-----------------	-----------------	-----------------	-----------------	-----------------	---------------------	---------------------	-----------------	-----------------

**Parameter: Carbon Tetrachloride (ug/L)**

April-11	ND	ND	ND	ND	ND	ND	ND	ND	ND	ND	NS	NS	NS	NS	NS
August-11	ND	ND	ND	ND	ND	ND	ND	ND	ND	ND	NS	NS	NS	NS	NS
March-13	ND	ND	ND	ND	ND	ND	ND	ND	ND	ND	NS	NS	NS	NS	NS
October-13	ND	ND	ND	ND	ND	ND	ND	ND	ND	ND	NS	NS	NS	NS	NS
April-14	ND	NS	ND	ND	ND	ND	ND	ND	ND	ND	NS	NS	NS	NS	NS
December-14	ND	NS	ND	ND	ND	ND	ND	ND	ND	ND	NS	NS	NS	NS	NS
June-15	ND	ND	ND	ND	ND	NS	ND	ND	ND	ND	ND	ND	ND	ND	ND
December-15	ND	ND	ND	ND	ND	ND	ND	ND	ND	ND	ND	ND	ND	ND	ND
May-16	ND	ND	ND	ND	ND	NS	ND	ND	ND	ND	ND	ND	ND	ND	ND
November-16	ND	ND	ND	ND	ND	NS	ND	ND	ND	ND	ND	ND	ND	ND	ND
May-17	ND	ND	ND	ND	ND	NS	ND	ND	ND	ND	ND	ND	ND	ND	ND
November-17	ND	NS	ND	ND	ND	ND	ND	ND	ND	ND	ND	ND	ND	ND	ND
May-18	ND	ND	ND	ND	ND	ND	ND	ND	ND	ND	ND	ND	ND	ND	ND
December-18	ND	ND	ND	ND	ND	ND	ND	ND	ND	ND	ND	ND	ND	ND	ND
May-19	ND	ND	ND	ND	ND	ND	ND	ND	ND	ND	ND	ND	ND	ND	ND
November-19	ND	ND	ND	ND	ND	ND	ND	ND	ND	ND	ND	ND	ND	ND	ND
May-20	ND	ND	ND	ND	ND	ND	ND	ND	ND	ND	ND	ND	ND	ND	ND
December-20	ND	ND	NS	ND	ND	ND	ND	ND	ND	ND	ND	ND	ND	ND	ND
May-21	ND	ND	ND	ND	ND	ND	ND	ND	ND	ND	ND	ND	ND	ND	ND
October-21	ND	ND	ND	ND	ND	ND	ND	ND	ND	ND	ND	ND	ND	ND	ND
April-22	ND	ND	ND	ND	ND	NS	ND	ND	ND	ND	ND	ND	ND	ND	ND

**Parameter: Chlorobenzene (ug/L)**

April-11	ND	ND	ND	ND	ND	ND	ND	ND	ND	ND	NS	NS	NS	NS	NS
August-11	ND	ND	ND	ND	ND	ND	ND	ND	ND	ND	NS	NS	NS	NS	NS
March-13	ND	ND	ND	ND	ND	ND	ND	ND	ND	ND	NS	NS	NS	NS	NS

ND: Non-Detect      NS: Not Sampled

Note: Asterisk indicates wells were replaced immediately prior to the May 2020 event. Results shown before this date are from the original well, while results shown after this date are for the replacement well.

Event Date	CP02-PZM007	CP05-PZM008	CP07-PZM006	CP08(R)-PZM008*	CP09-PZM010	CP10-PZM008	CP11-PZM010	CP12-PZM012	CP14-PZM009	CP15-PZM020	CP16-PZM008	CP18(R)-PZM009*	CP19(R)-PZM008*	CP20-PZM011	CP21-PZM004
October-13	ND	ND	ND	ND	ND	ND	ND	ND	ND	ND	NS	NS	NS	NS	NS
April-14	ND	NS	ND	ND	ND	ND	ND	ND	ND	ND	NS	NS	NS	NS	NS
December-14	ND	NS	ND	ND	ND	ND	ND	ND	ND	ND	NS	NS	NS	NS	NS
June-15	ND	ND	ND	ND	ND	NS	ND	ND	ND	ND	ND	ND	ND	ND	ND
December-15	ND	ND	ND	0.53 J	ND	ND	ND	ND	ND	ND	ND	ND	ND	ND	ND
May-16	ND	ND	ND	ND	ND	NS	ND	ND	ND	ND	ND	ND	ND	ND	ND
November-16	ND	ND	ND	0.38 J	ND	NS	ND	ND	ND	ND	ND	ND	ND	ND	ND
May-17	ND	ND	ND	ND	ND	NS	ND	ND	ND	ND	ND	ND	ND	ND	ND
November-17	ND	NS	ND	0.34 J	ND	0.19 J	ND	ND	ND	ND	ND	ND	ND	ND	ND
May-18	ND	ND	ND	0.25 J	ND	ND	ND	ND	ND	ND	ND	ND	ND	ND	ND
December-18	ND	ND	ND	ND	ND	ND	ND	ND	ND	ND	ND	ND	ND	ND	ND
May-19	ND	ND	ND	ND	ND	ND	ND	ND	ND	ND	ND	ND	ND	ND	ND
November-19	ND	ND	ND	ND	ND	ND	ND	ND	ND	ND	ND	ND	ND	ND	ND
May-20	ND	ND	ND	ND	ND	ND	ND	ND	ND	ND	ND	ND	ND	ND	ND
December-20	ND	ND	NS	ND	ND	ND	ND	ND	ND	ND	ND	ND	ND	ND	ND
May-21	ND	ND	ND	ND	ND	ND	ND	ND	ND	ND	ND	ND	ND	ND	ND
October-21	ND	ND	ND	ND	ND	ND	ND	ND	ND	ND	ND	ND	ND	ND	ND
April-22	ND	ND	ND	ND	ND	NS	ND	ND	ND	ND	ND	ND	ND	ND	ND

**Parameter:** Chloroethane (ug/L)

April-11	ND	ND	ND	ND	ND	ND	ND	ND	ND	ND	NS	NS	NS	NS	NS
August-11	ND	ND	ND	ND	ND	ND	ND	ND	ND	ND	NS	NS	NS	NS	NS
March-13	ND	ND	ND	ND	ND	ND	ND	ND	ND	ND	NS	NS	NS	NS	NS
October-13	ND	ND	ND	ND	ND	ND	ND	ND	ND	ND	NS	NS	NS	NS	NS
April-14	ND	NS	ND	ND	ND	ND	ND	ND	ND	ND	NS	NS	NS	NS	NS
December-14	ND	NS	ND	ND	ND	ND	ND	ND	ND	ND	NS	NS	NS	NS	NS
June-15	ND	ND	ND	ND	ND	NS	ND	ND	ND	ND	ND	ND	ND	ND	ND
December-15	ND	ND	ND	ND	ND	ND	ND	ND	ND	ND	ND	ND	ND	ND	ND

ND: Non-Detect      NS: Not Sampled

Note: Asterisk indicates wells were replaced immediately prior to the May 2020 event. Results shown before this date are from the original well, while results shown after this date are for the replacement well.



Event Date	CP02-PZM007	CP05-PZM008	CP07-PZM006	CP08(R)-PZM008*	CP09-PZM010	CP10-PZM008	CP11-PZM010	CP12-PZM012	CP14-PZM009	CP15-PZM020	CP16-PZM008	CP18(R)-PZM009*	CP19(R)-PZM008*	CP20-PZM011	CP21-PZM004
May-16	ND	ND	ND	ND	ND	NS	ND	ND	ND	ND	ND	ND	ND	ND	ND
November-16	ND	ND	ND	ND	ND	NS	ND	ND	ND	ND	ND	ND	ND	ND	ND
May-17	ND	ND	ND	ND	ND	NS	ND	ND	ND	ND	ND	ND	ND	ND	ND
November-17	ND	NS	ND	ND	ND	ND	ND	ND	ND	ND	ND	ND	ND	ND	ND
May-18	ND	ND	ND	ND	ND	ND	ND	ND	ND	ND	ND	ND	ND	ND	ND
December-18	ND	ND	ND	ND	ND	ND	ND	ND	ND	ND	ND	ND	ND	ND	ND
May-19	ND	ND	ND	ND	ND	ND	ND	ND	ND	ND	ND	ND	ND	ND	ND
November-19	ND	ND	ND	ND	ND	ND	ND	ND	ND	ND	ND	ND	ND	ND	ND
May-20	ND	ND	ND	ND	ND	ND	ND	ND	ND	ND	ND	ND	ND	ND	ND
December-20	ND	ND	NS	ND	ND	ND	ND	ND	ND	ND	ND	ND	ND	ND	ND
May-21	ND	ND	ND	ND	ND	ND	ND	ND	ND	ND	ND	ND	ND	ND	ND
October-21	ND	ND	ND	ND	ND	ND	ND	ND	ND	ND	ND	ND	ND	ND	ND
April-22	ND	ND	ND	ND	ND	NS	ND	ND	ND	3.7	ND	ND	ND	ND	ND

**Parameter: Chloroform (ug/L)**

April-11	ND	ND	ND	ND	ND	ND	ND	ND	ND	ND	NS	NS	NS	NS	NS
August-11	ND	ND	ND	ND	ND	ND	ND	ND	ND	ND	NS	NS	NS	NS	NS
March-13	ND	ND	ND	ND	ND	ND	ND	ND	ND	ND	NS	NS	NS	NS	NS
October-13	ND	ND	ND	ND	ND	ND	ND	ND	ND	ND	NS	NS	NS	NS	NS
April-14	ND	NS	ND	ND	ND	ND	ND	ND	ND	ND	NS	NS	NS	NS	NS
December-14	ND	NS	ND	ND	ND	ND	ND	ND	ND	ND	NS	NS	NS	NS	NS
June-15	ND	ND	ND	ND	ND	NS	ND	ND	ND	ND	ND	ND	ND	ND	ND
December-15	ND	ND	ND	ND	ND	ND	ND	ND	ND	ND	ND	ND	ND	ND	ND
May-16	ND	ND	ND	ND	ND	NS	ND	ND	ND	ND	ND	ND	ND	ND	ND
November-16	ND	ND	ND	ND	ND	NS	ND	ND	ND	ND	ND	ND	ND	ND	ND
May-17	ND	ND	ND	ND	ND	NS	ND	ND	ND	ND	ND	ND	ND	ND	ND
November-17	ND	NS	ND	ND	ND	ND	ND	ND	ND	ND	ND	ND	ND	ND	ND
May-18	ND	ND	ND	ND	ND	ND	ND	ND	ND	ND	ND	ND	ND	ND	ND

ND: Non-Detect      NS: Not Sampled

Note: Asterisk indicates wells were replaced immediately prior to the May 2020 event. Results shown before this date are from the original well, while results shown after this date are for the replacement well.

Event Date	CP02-PZM007	CP05-PZM008	CP07-PZM006	CP08(R)-PZM008*	CP09-PZM010	CP10-PZM008	CP11-PZM010	CP12-PZM012	CP14-PZM009	CP15-PZM020	CP16-PZM008	CP18(R)-PZM009*	CP19(R)-PZM008*	CP20-PZM011	CP21-PZM004
December-18	ND	ND	ND	ND	ND	ND	ND	ND	ND	ND	ND	ND	ND	ND	ND
May-19	ND	ND	ND	ND	ND	ND	ND	ND	ND	ND	ND	ND	ND	ND	ND
November-19	ND	ND	ND	ND	ND	ND	ND	ND	ND	ND	ND	ND	ND	ND	ND
May-20	ND	ND	ND	ND	ND	ND	ND	ND	ND	ND	ND	ND	ND	ND	ND
December-20	ND	ND	NS	ND	ND	ND	ND	ND	ND	ND	ND	ND	ND	ND	ND
May-21	ND	ND	ND	ND	ND	ND	ND	ND	ND	ND	ND	ND	ND	ND	ND
October-21	ND	ND	ND	9.1 B	ND	ND	ND	ND	ND	ND	ND	ND	ND	ND	ND
April-22	ND	ND	ND	2.8 J	ND	NS	ND	ND	ND	ND	ND	ND	ND	ND	ND

**Parameter: Chloromethane (ug/L)**

April-11	ND	ND	ND	1.2	ND	1.4	ND	ND	ND	0.69	NS	NS	NS	NS	NS
August-11	ND	ND	ND	ND	ND	ND	ND	ND	ND	ND	NS	NS	NS	NS	NS
March-13	ND	ND	ND	1.6	ND	ND	ND	ND	ND	ND	NS	NS	NS	NS	NS
October-13	ND	ND	ND	ND	ND	ND	ND	ND	ND	ND	NS	NS	NS	NS	NS
April-14	ND	NS	ND	ND	ND	3.1	ND	ND	ND	ND	NS	NS	NS	NS	NS
December-14	ND	NS	ND	ND	ND	ND	ND	ND	ND	ND	NS	NS	NS	NS	NS
June-15	ND	ND	ND	ND	ND	NS	ND	ND	ND	ND	ND	ND	ND	ND	ND
December-15	ND	ND	ND	ND	ND	ND	ND	ND	ND	ND	ND	ND	ND	ND	ND
May-16	ND	ND	ND	ND	ND	NS	ND	ND	ND	ND	ND	ND	ND	ND	ND
November-16	ND	ND	ND	ND	ND	NS	ND	ND	ND	ND	ND	ND	ND	ND	ND
May-17	ND	ND	ND	ND	ND	NS	ND	ND	ND	ND	ND	ND	ND	ND	ND
November-17	ND	NS	ND	ND	ND	ND	ND	ND	ND	ND	ND	ND	ND	ND	ND
May-18	ND	1.6 B	ND	ND	ND	ND	ND	ND	ND	ND	ND	ND	ND	ND	ND
December-18	ND	ND	ND	ND	ND	ND	ND	ND	ND	ND	ND	ND	ND	ND	ND
May-19	ND	ND	ND	ND	ND	ND	ND	ND	ND	ND	ND	ND	ND	ND	ND
November-19	ND	ND	ND	ND	ND	ND	ND	ND	ND	ND	ND	ND	ND	ND	ND
May-20	ND	ND	ND	ND	ND	ND	ND	ND	ND	ND	ND	ND	ND	ND	ND
December-20	ND	ND	NS	ND	ND	ND	ND	0.57 J	ND	ND	ND	ND	ND	ND	ND

ND: Non-Detect      NS: Not Sampled

Note: Asterisk indicates wells were replaced immediately prior to the May 2020 event. Results shown before this date are from the original well, while results shown after this date are for the replacement well.

Event Date	CP02-PZM007	CP05-PZM008	CP07-PZM006	CP08(R)-PZM008*	CP09-PZM010	CP10-PZM008	CP11-PZM010	CP12-PZM012	CP14-PZM009	CP15-PZM020	CP16-PZM008	CP18(R)-PZM009*	CP19(R)-PZM008*	CP20-PZM011	CP21-PZM004
May-21	ND	ND	ND	ND	ND	ND	ND	ND	ND	ND	ND	ND	ND	ND	ND
October-21	ND	ND	ND	ND	ND	ND	ND	ND	ND	0.88 J	ND	ND	ND	ND	ND
April-22	ND	ND	ND	ND	ND	NS	ND	ND	ND	ND	ND	ND	ND	ND	ND

**Parameter: cis-1,2-Dichloroethene (ug/L)**

April-11	ND	ND	ND	ND	ND	ND	ND	ND	ND	ND	NS	NS	NS	NS	NS
August-11	ND	ND	ND	ND	ND	ND	ND	ND	ND	ND	NS	NS	NS	NS	NS
March-13	ND	ND	ND	ND	ND	ND	ND	ND	ND	ND	NS	NS	NS	NS	NS
October-13	ND	ND	ND	ND	ND	ND	ND	ND	ND	ND	NS	NS	NS	NS	NS
April-14	ND	NS	ND	ND	ND	ND	ND	ND	ND	ND	NS	NS	NS	NS	NS
December-14	ND	NS	ND	ND	ND	ND	ND	ND	ND	ND	NS	NS	NS	NS	NS
June-15	ND	ND	ND	ND	ND	NS	ND	ND	ND	ND	ND	ND	ND	ND	ND
December-15	0.26 J	ND	ND	ND	ND	ND	ND	ND	ND	ND	ND	ND	ND	ND	ND
May-16	ND	ND	ND	ND	ND	NS	ND	ND	ND	ND	ND	ND	ND	ND	ND
November-16	ND	ND	ND	ND	ND	NS	ND	ND	ND	ND	ND	ND	ND	ND	ND
May-17	ND	ND	ND	ND	ND	NS	ND	ND	ND	ND	ND	ND	ND	ND	ND
November-17	ND	NS	ND	ND	ND	ND	ND	ND	ND	ND	ND	ND	ND	ND	ND
May-18	ND	ND	ND	ND	ND	ND	ND	ND	ND	ND	ND	ND	ND	ND	ND
December-18	ND	ND	ND	ND	ND	ND	ND	ND	ND	ND	ND	ND	ND	ND	ND
May-19	ND	ND	ND	ND	ND	ND	ND	ND	ND	ND	ND	0.47 J	ND	ND	ND
November-19	ND	ND	ND	ND	ND	ND	ND	ND	ND	ND	ND	ND	ND	ND	ND
May-20	ND	ND	ND	ND	ND	ND	ND	ND	ND	ND	ND	ND	ND	ND	ND
December-20	ND	ND	NS	ND	ND	ND	ND	ND	ND	ND	ND	ND	ND	ND	ND
May-21	ND	ND	ND	ND	ND	ND	ND	ND	ND	ND	ND	ND	ND	ND	ND
October-21	ND	ND	ND	ND	ND	ND	ND	ND	ND	ND	ND	ND	ND	ND	ND
April-22	ND	ND	ND	ND	ND	NS	ND	ND	ND	ND	ND	ND	ND	ND	ND

**Parameter: cis-1,3-Dichloropropene (ug/L)**

ND: Non-Detect      NS: Not Sampled

Note: Asterisk indicates wells were replaced immediately prior to the May 2020 event. Results shown before this date are from the original well, while results shown after this date are for the replacement well.

Event Date	CP02-PZM007	CP05-PZM008	CP07-PZM006	CP08(R)-PZM008*	CP09-PZM010	CP10-PZM008	CP11-PZM010	CP12-PZM012	CP14-PZM009	CP15-PZM020	CP16-PZM008	CP18(R)-PZM009*	CP19(R)-PZM008*	CP20-PZM011	CP21-PZM004
April-11	ND	ND	ND	ND	ND	ND	ND	ND	ND	ND	NS	NS	NS	NS	NS
August-11	ND	ND	ND	ND	ND	ND	ND	ND	ND	ND	NS	NS	NS	NS	NS
March-13	ND	ND	ND	ND	ND	ND	ND	ND	ND	ND	NS	NS	NS	NS	NS
October-13	ND	ND	ND	ND	ND	ND	ND	ND	ND	ND	NS	NS	NS	NS	NS
April-14	ND	NS	ND	ND	ND	ND	ND	ND	ND	ND	NS	NS	NS	NS	NS
December-14	ND	NS	ND	ND	ND	ND	ND	ND	ND	ND	NS	NS	NS	NS	NS
June-15	ND	ND	ND	ND	ND	NS	ND	ND	ND	ND	ND	ND	ND	ND	ND
December-15	ND	ND	ND	ND	ND	ND	ND	ND	ND	ND	ND	ND	ND	ND	ND
May-16	ND	ND	ND	ND	ND	NS	ND	ND	ND	ND	ND	ND	ND	ND	ND
November-16	ND	ND	ND	ND	ND	NS	ND	ND	ND	ND	ND	ND	ND	ND	ND
May-17	ND	ND	ND	ND	ND	NS	ND	ND	ND	ND	ND	ND	ND	ND	ND
November-17	ND	NS	ND	ND	ND	ND	ND	ND	ND	ND	ND	ND	ND	ND	ND
May-18	ND	ND	ND	ND	ND	ND	ND	ND	ND	ND	ND	ND	ND	ND	ND
December-18	ND	ND	ND	ND	ND	ND	ND	ND	ND	ND	ND	ND	ND	ND	ND
May-19	ND	ND	ND	ND	ND	ND	ND	ND	ND	ND	ND	ND	ND	ND	ND
November-19	ND	ND	ND	ND	ND	ND	ND	ND	ND	ND	ND	ND	ND	ND	ND
May-20	ND	ND	ND	ND	ND	ND	ND	ND	ND	ND	ND	ND	ND	ND	ND
December-20	ND	ND	NS	ND	ND	ND	ND	ND	ND	ND	ND	ND	ND	ND	ND
May-21	ND	ND	ND	ND	ND	ND	ND	ND	ND	ND	ND	ND	ND	ND	ND
October-21	ND	ND	ND	ND	ND	ND	ND	ND	ND	ND	ND	ND	ND	ND	ND
April-22	ND	ND	ND	ND	ND	NS	ND	ND	ND	ND	ND	ND	ND	ND	ND

**Parameter: Dibromochloromethane (ug/L)**

April-11	ND	ND	ND	ND	ND	ND	ND	ND	ND	ND	NS	NS	NS	NS	NS
August-11	ND	ND	ND	ND	ND	ND	ND	ND	ND	ND	NS	NS	NS	NS	NS
March-13	ND	ND	ND	ND	ND	ND	ND	ND	ND	ND	NS	NS	NS	NS	NS
October-13	ND	ND	ND	ND	ND	ND	ND	ND	ND	ND	NS	NS	NS	NS	NS
April-14	ND	NS	ND	ND	ND	ND	ND	ND	ND	ND	NS	NS	NS	NS	NS

ND: Non-Detect      NS: Not Sampled

Note: Asterisk indicates wells were replaced immediately prior to the May 2020 event. Results shown before this date are from the original well, while results shown after this date are for the replacement well.

Event Date	CP02-PZM007	CP05-PZM008	CP07-PZM006	CP08(R)-PZM008*	CP09-PZM010	CP10-PZM008	CP11-PZM010	CP12-PZM012	CP14-PZM009	CP15-PZM020	CP16-PZM008	CP18(R)-PZM009*	CP19(R)-PZM008*	CP20-PZM011	CP21-PZM004
December-14	ND	NS	ND	ND	ND	ND	ND	ND	ND	ND	NS	NS	NS	NS	NS
June-15	ND	ND	ND	ND	ND	NS	ND	ND	ND	ND	ND	ND	ND	ND	ND
December-15	ND	ND	ND	ND	ND	ND	ND	ND	ND	ND	ND	ND	ND	ND	ND
May-16	ND	ND	ND	ND	ND	NS	ND	ND	ND	ND	ND	ND	ND	ND	ND
November-16	ND	ND	ND	ND	ND	NS	ND	ND	ND	ND	ND	ND	ND	ND	ND
May-17	ND	ND	ND	ND	ND	NS	ND	ND	ND	ND	ND	ND	ND	ND	ND
November-17	ND	NS	ND	ND	ND	ND	ND	ND	ND	ND	ND	ND	ND	ND	ND
May-18	ND	ND	ND	ND	ND	ND	ND	ND	ND	ND	ND	ND	ND	ND	ND
December-18	ND	ND	ND	ND	ND	ND	ND	ND	ND	ND	ND	ND	ND	ND	ND
May-19	ND	ND	ND	ND	ND	ND	ND	ND	ND	ND	ND	ND	ND	ND	ND
November-19	ND	ND	ND	ND	ND	ND	ND	ND	ND	ND	ND	ND	ND	ND	ND
May-20	ND	ND	ND	ND	ND	ND	ND	ND	ND	ND	ND	ND	ND	ND	ND
December-20	ND	ND	NS	ND	ND	ND	ND	ND	ND	ND	ND	ND	ND	ND	ND
May-21	ND	ND	ND	ND	ND	ND	ND	ND	ND	ND	ND	ND	ND	ND	ND
October-21	ND	ND	ND	ND	ND	ND	ND	ND	ND	ND	ND	ND	ND	ND	ND
April-22	ND	ND	ND	ND	ND	NS	ND	ND	ND	ND	ND	ND	ND	ND	ND

**Parameter: Dibromomethane (ug/L)**

April-11	ND	ND	ND	ND	ND	ND	ND	ND	ND	ND	NS	NS	NS	NS	NS
August-11	ND	ND	ND	ND	ND	ND	ND	ND	ND	ND	NS	NS	NS	NS	NS
March-13	ND	ND	ND	ND	ND	ND	ND	ND	ND	ND	NS	NS	NS	NS	NS
October-13	ND	ND	ND	ND	ND	ND	ND	ND	ND	ND	NS	NS	NS	NS	NS
April-14	ND	NS	ND	ND	ND	ND	ND	ND	ND	ND	NS	NS	NS	NS	NS
December-14	ND	NS	ND	ND	ND	ND	ND	ND	ND	ND	NS	NS	NS	NS	NS
June-15	ND	ND	ND	ND	ND	NS	ND	ND	ND	ND	ND	ND	ND	ND	ND
December-15	ND	ND	ND	ND	ND	ND	ND	ND	ND	ND	ND	ND	ND	ND	ND
May-16	ND	ND	ND	ND	ND	NS	ND	ND	ND	ND	ND	ND	ND	ND	ND
November-16	ND	ND	ND	ND	ND	NS	ND	ND	ND	ND	ND	ND	ND	ND	ND

ND: Non-Detect      NS: Not Sampled

Note: Asterisk indicates wells were replaced immediately prior to the May 2020 event. Results shown before this date are from the original well, while results shown after this date are for the replacement well.

Event Date	CP02-PZM007	CP05-PZM008	CP07-PZM006	CP08(R)-PZM008*	CP09-PZM010	CP10-PZM008	CP11-PZM010	CP12-PZM012	CP14-PZM009	CP15-PZM020	CP16-PZM008	CP18(R)-PZM009*	CP19(R)-PZM008*	CP20-PZM011	CP21-PZM004
May-17	ND	ND	ND	ND	ND	NS	ND	ND	ND	ND	ND	ND	ND	ND	ND
November-17	ND	NS	ND	ND	ND	ND	ND	ND	ND	ND	ND	ND	ND	ND	ND
May-18	ND	ND	ND	ND	ND	ND	ND	ND	ND	ND	ND	ND	ND	ND	ND
December-18	ND	ND	ND	ND	ND	ND	ND	ND	ND	ND	ND	ND	ND	ND	ND
May-19	ND	ND	ND	ND	ND	ND	ND	ND	ND	ND	ND	ND	ND	ND	ND
November-19	ND	ND	ND	ND	ND	ND	ND	ND	ND	ND	ND	ND	ND	ND	ND
May-20	ND	ND	ND	ND	ND	ND	ND	ND	ND	ND	ND	ND	ND	ND	ND
December-20	ND	ND	NS	ND	ND	ND	ND	ND	ND	ND	ND	ND	ND	ND	ND
May-21	ND	ND	ND	ND	ND	ND	ND	ND	ND	ND	ND	ND	ND	ND	ND
October-21	ND	ND	ND	ND	ND	ND	ND	ND	ND	ND	ND	ND	ND	ND	ND
April-22	ND	ND	ND	ND	ND	NS	ND	ND	ND	ND	ND	ND	ND	ND	ND

**Parameter: Ethylbenzene (ug/L)**

April-11	ND	ND	2.8	76	ND	1.2	0.93	0.93	0.52	1.7	NS	NS	NS	NS	NS
August-11	ND	1	ND	120	ND	ND	ND	ND	ND	ND	NS	NS	NS	NS	NS
March-13	ND	ND	2.9	96.5	ND	ND	ND	ND	ND	1.6	NS	NS	NS	NS	NS
October-13	ND	ND	4.1	108	ND	1.3	ND	ND	ND	1.1	NS	NS	NS	NS	NS
April-14	ND	NS	4.8	106	ND	1.3	1.1	3.1	ND	1.5	NS	NS	NS	NS	NS
December-14	ND	NS	5.4	120	ND	1.4	ND	1.1	ND	2.1	NS	NS	NS	NS	NS
June-15	ND	ND	3.8	99	ND	NS	ND	2.2	ND	1	ND	7.9	21.4	ND	ND
December-15	ND	1.1	3.7	111	ND	1.1	1.1	1.2	0.96 J	1.3	0.67 J	4.3	21.4	0.9 J	ND
May-16	ND	1	3.6	86.9	ND	NS	0.84 J	0.55 J	1.1	1.2	0.87 J	6.7	22.6	0.47 J	ND
November-16	ND	1.4	4	83.9	ND	NS	0.86 J	1	0.82 J	1.4	0.44 J	4.7	15	1.3	ND
May-17	ND	ND	3.1	73.1	ND	NS	ND	ND	0.87 J	ND	ND	5.7	14.8	1.3	ND
November-17	ND	NS	3.3	61.1	ND	1.3	0.81 J	1	0.84 J	0.9 J	0.46 J	4	14.4	1.4	ND
May-18	ND	0.35 J	2.9	45.5	ND	1.1	0.58 J	1.4	0.51 J	0.48 J	0.34 J	4.9	11.7	0.83 J	ND
December-18	ND	0.44 J	4.4	55.3	ND	1.1	0.89 J	2	0.82 J	0.83 J	0.44 J	3.2	13.7	0.81 J	0.39 J
May-19	ND	ND	3.5	69.2	ND	1	0.78 J	0.6 J	0.78 J	0.54 J	0.62 J	5.5	17.4	ND	ND

ND: Non-Detect      NS: Not Sampled

Note: Asterisk indicates wells were replaced immediately prior to the May 2020 event. Results shown before this date are from the original well, while results shown after this date are for the replacement well.

Event Date	CP02-PZM007	CP05-PZM008	CP07-PZM006	CP08(R)-PZM008*	CP09-PZM010	CP10-PZM008	CP11-PZM010	CP12-PZM012	CP14-PZM009	CP15-PZM020	CP16-PZM008	CP18(R)-PZM009*	CP19(R)-PZM008*	CP20-PZM011	CP21-PZM004
November-19	ND	ND	3.4 IH	77.9 IH	ND	ND	ND	ND	0.91 JIH	0.94 JIH	0.67 JIH	2.5 IH	17.6 IH	ND	ND
May-20	ND	ND	3.1	36.2	ND	1	0.85 J	0.69 J	ND	1	0.67 J	7.1	25	ND	ND
December-20	ND	ND	NS	44.8	ND	0.87 J	ND	1.8	0.82 J	ND	ND	2.7	29.8	ND	ND
May-21	ND	ND	2.6	ND	ND	0.67 J	0.63 JM5	1.5	0.59 J	ND	ND	3.5	23.8	ND	ND
October-21	ND	ND	2.1	29.8	ND	0.92 J	0.8 J	0.67 J	0.48 J	0.83 J	0.71 J	3.7	26.4	0.43 J	ND
April-22	ND	0.92 J	2.8	36.3	ND	NS	0.75 J	ND	0.72 J	1.1	1.1	6.6	26.2	0.71 J	0.62 J

**Parameter: Iodomethane (ug/L)**

April-11	ND	ND	ND	ND	ND	ND	ND	ND	ND	ND	NS	NS	NS	NS	NS
August-11	ND	ND	ND	ND	ND	ND	ND	ND	ND	ND	NS	NS	NS	NS	NS
March-13	ND	ND	ND	ND	ND	ND	ND	ND	ND	ND	NS	NS	NS	NS	NS
October-13	ND	ND	ND	ND	ND	ND	ND	ND	ND	ND	NS	NS	NS	NS	NS
April-14	ND	NS	ND	ND	ND	ND	ND	ND	ND	ND	NS	NS	NS	NS	NS
December-14	ND	NS	ND	ND	ND	ND	ND	ND	ND	ND	NS	NS	NS	NS	NS
June-15	ND	ND	ND	ND	ND	NS	ND	ND	ND	ND	ND	ND	ND	ND	ND
December-15	ND	ND	ND	ND	ND	ND	ND	ND	ND	ND	ND	7.4 JB	ND	ND	ND
May-16	ND	ND	ND	ND	ND	NS	ND	ND	ND	ND	ND	ND	ND	ND	ND
November-16	ND	ND	ND	ND	ND	NS	ND	ND	ND	ND	ND	ND	ND	ND	ND
May-17	ND	ND	ND	ND	ND	NS	ND	ND	ND	ND	ND	ND	ND	ND	ND
November-17	ND	NS	ND	ND	ND	ND	ND	ND	ND	ND	ND	ND	ND	ND	ND
May-18	ND	ND	ND	ND	ND	ND	ND	ND	ND	ND	ND	ND	ND	ND	ND
December-18	ND	ND	ND	ND	ND	ND	ND	ND	ND	ND	ND	ND	ND	ND	ND
May-19	ND	ND	ND	ND	ND	ND	ND	ND	ND	ND	ND	ND	ND	ND	ND
November-19	ND	ND	ND	ND	ND	ND	ND	ND	ND	ND	ND	ND	ND	ND	ND
May-20	ND	ND	ND	ND	ND	ND	ND	ND	ND	ND	ND	ND	ND	ND	ND
December-20	ND	ND	NS	ND	ND	ND	ND	ND	ND	ND	ND	ND	ND	ND	ND
May-21	ND	ND	ND	ND	ND	ND	ND	0.8 JCL	ND	ND	ND	ND	ND	ND	ND
October-21	ND	ND	ND	ND	ND	ND	ND	ND	ND	ND	ND	ND	ND	ND	ND

ND: Non-Detect      NS: Not Sampled

Note: Asterisk indicates wells were replaced immediately prior to the May 2020 event. Results shown before this date are from the original well, while results shown after this date are for the replacement well.

Event Date	CP02-PZM007	CP05-PZM008	CP07-PZM006	CP08(R)-PZM008*	CP09-PZM010	CP10-PZM008	CP11-PZM010	CP12-PZM012	CP14-PZM009	CP15-PZM020	CP16-PZM008	CP18(R)-PZM009*	CP19(R)-PZM008*	CP20-PZM011	CP21-PZM004
April-22	ND	ND	ND	ND	ND	NS	ND	ND	ND	ND	ND	ND	ND	ND	ND

**Parameter: Methyl tertiary-butyl ether (ug/L)**

April-11	ND	ND	ND	ND	ND	ND	ND	ND	ND	ND	NS	NS	NS	NS	NS
August-11	ND	ND	ND	ND	ND	ND	ND	ND	ND	ND	NS	NS	NS	NS	NS
March-13	ND	ND	ND	ND	ND	ND	ND	ND	ND	ND	NS	NS	NS	NS	NS
October-13	ND	ND	ND	ND	ND	ND	ND	ND	ND	ND	NS	NS	NS	NS	NS
April-14	ND	NS	ND	ND	ND	ND	ND	ND	ND	ND	NS	NS	NS	NS	NS
December-14	ND	NS	ND	ND	ND	ND	ND	ND	ND	ND	NS	NS	NS	NS	NS
June-15	ND	ND	ND	ND	ND	NS	ND	ND	ND	ND	ND	ND	ND	ND	ND
December-15	ND	ND	ND	ND	ND	ND	ND	ND	ND	ND	ND	ND	ND	ND	ND
May-16	ND	ND	ND	ND	ND	NS	ND	ND	ND	ND	ND	ND	ND	ND	ND
November-16	ND	ND	ND	ND	ND	NS	ND	ND	ND	ND	ND	ND	ND	ND	ND
May-17	ND	ND	ND	ND	ND	NS	ND	ND	ND	ND	ND	ND	ND	ND	ND
November-17	ND	NS	ND	ND	ND	ND	ND	ND	ND	ND	ND	ND	ND	ND	ND
May-18	ND	ND	ND	ND	ND	ND	ND	ND	ND	ND	ND	ND	ND	ND	ND
December-18	ND	ND	ND	ND	ND	ND	ND	ND	ND	ND	ND	ND	ND	ND	ND
May-19	ND	ND	ND	ND	ND	ND	ND	ND	ND	ND	ND	ND	ND	ND	ND
November-19	ND	ND	ND	ND	ND	ND	ND	ND	ND	ND	ND	ND	ND	ND	ND
May-20	ND	ND	ND	ND	ND	ND	ND	ND	ND	ND	ND	ND	ND	ND	ND
December-20	ND	ND	NS	ND	ND	ND	ND	ND	ND	ND	ND	ND	ND	ND	ND
May-21	ND	ND	ND	ND	ND	ND	ND	ND	ND	ND	ND	ND	ND	ND	ND
October-21	ND	ND	ND	ND	ND	ND	ND	ND	ND	ND	ND	ND	ND	ND	ND
April-22	ND	ND	ND	ND	ND	NS	ND	ND	ND	ND	ND	ND	ND	ND	ND

**Parameter: Methylene Chloride (ug/L)**

April-11	ND	ND	ND	ND	ND	ND	ND	ND	ND	ND	NS	NS	NS	NS	NS
August-11	ND	ND	ND	ND	ND	ND	ND	ND	ND	ND	NS	NS	NS	NS	NS

ND: Non-Detect      NS: Not Sampled

Note: Asterisk indicates wells were replaced immediately prior to the May 2020 event. Results shown before this date are from the original well, while results shown after this date are for the replacement well.



Event Date	CP02-PZM007	CP05-PZM008	CP07-PZM006	CP08(R)-PZM008*	CP09-PZM010	CP10-PZM008	CP11-PZM010	CP12-PZM012	CP14-PZM009	CP15-PZM020	CP16-PZM008	CP18(R)-PZM009*	CP19(R)-PZM008*	CP20-PZM011	CP21-PZM004
March-13	ND	ND	ND	ND	ND	ND	ND	ND	ND	ND	NS	NS	NS	NS	NS
October-13	ND	ND	ND	ND	ND	ND	ND	ND	ND	ND	NS	NS	NS	NS	NS
April-14	ND	NS	ND	ND	ND	ND	ND	ND	ND	ND	NS	NS	NS	NS	NS
December-14	ND	NS	ND	ND	ND	ND	ND	ND	ND	ND	NS	NS	NS	NS	NS
June-15	ND	ND	ND	ND	ND	NS	ND	ND	ND	ND	ND	ND	ND	ND	ND
December-15	ND	ND	ND	ND	ND	ND	ND	ND	ND	ND	ND	ND	ND	ND	ND
May-16	ND	ND	ND	ND	ND	NS	ND	ND	ND	ND	ND	ND	ND	ND	ND
November-16	ND	ND	ND	ND	ND	NS	ND	ND	ND	ND	ND	ND	ND	ND	ND
May-17	ND	ND	ND	ND	ND	NS	ND	ND	ND	ND	ND	ND	ND	ND	ND
November-17	ND	NS	ND	ND	ND	ND	ND	ND	ND	ND	ND	ND	ND	ND	ND
May-18	ND	ND	ND	ND	ND	ND	ND	ND	ND	ND	ND	ND	ND	ND	ND
December-18	ND	2.9	1.5	ND	1.9	ND	ND	ND	ND	ND	ND	ND	ND	ND	ND
May-19	ND	ND	ND	ND	ND	ND	ND	ND	ND	ND	ND	ND	ND	ND	ND
November-19	ND	ND	ND	ND	2.2 L1	ND	3	ND	ND	ND	ND	ND	ND	ND	ND
May-20	ND	ND	ND	ND	ND	ND	ND	ND	ND	ND	ND	ND	ND	ND	ND
December-20	ND	ND	NS	ND	ND	ND	ND	1.2	ND	ND	ND	ND	ND	ND	ND
May-21	ND	ND	ND	ND	ND	ND	ND	ND	ND	ND	ND	ND	ND	ND	ND
October-21	ND	ND	ND	ND	ND	ND	ND	ND	ND	ND	ND	ND	ND	ND	ND
April-22	ND	ND	ND	ND	ND	NS	ND	ND	ND	ND	ND	ND	ND	ND	ND
<b>Parameter: Styrene (ug/L)</b>															
April-11	ND	ND	ND	25	ND	0.76	0.35	ND	ND	0.64	NS	NS	NS	NS	NS
August-11	ND	ND	ND	ND	ND	ND	ND	ND	ND	ND	NS	NS	NS	NS	NS
March-13	ND	ND	ND	ND	ND	ND	ND	ND	ND	ND	NS	NS	NS	NS	NS
October-13	ND	ND	ND	ND	ND	ND	ND	ND	ND	ND	NS	NS	NS	NS	NS
April-14	ND	NS	ND	ND	ND	ND	ND	ND	ND	ND	NS	NS	NS	NS	NS
December-14	ND	NS	ND	ND	ND	ND	ND	ND	ND	ND	NS	NS	NS	NS	NS
June-15	ND	ND	ND	ND	ND	NS	ND	ND	ND	ND	ND	ND	ND	ND	ND

ND: Non-Detect      NS: Not Sampled

Note: Asterisk indicates wells were replaced immediately prior to the May 2020 event. Results shown before this date are from the original well, while results shown after this date are for the replacement well.

Event Date	CP02-PZM007	CP05-PZM008	CP07-PZM006	CP08(R)-PZM008*	CP09-PZM010	CP10-PZM008	CP11-PZM010	CP12-PZM012	CP14-PZM009	CP15-PZM020	CP16-PZM008	CP18(R)-PZM009*	CP19(R)-PZM008*	CP20-PZM011	CP21-PZM004
December-15	ND	ND	ND	ND	ND	ND	ND	ND	ND	0.42 J	ND	0.3 J	5.1	ND	ND
May-16	ND	ND	0.48 J	ND	ND	NS	ND	ND	ND	ND	ND	0.6 J	5.7	ND	ND
November-16	ND	ND	ND	ND	ND	NS	ND	ND	ND	ND	ND	ND	3.3	ND	ND
May-17	ND	ND	0.42 J	ND	ND	NS	ND	ND	ND	ND	ND	ND	3.1	0.55 J	ND
November-17	ND	NS	0.54 J	ND	ND	0.96 J	ND	0.36 J	ND	ND	ND	0.39 J	2.9	ND	ND
May-18	ND	ND	0.64 J	ND	ND	ND	ND	0.57 J	ND	ND	ND	ND	2.5	ND	ND
December-18	ND	ND	0.73 J	ND	ND	ND	ND	0.72 J	ND	ND	ND	ND	2.9	ND	ND
May-19	ND	ND	0.82 J	24.7	ND	ND	ND	ND	ND	ND	ND	ND	2.8	ND	ND
November-19	ND	ND	0.89 JIH	ND	ND	ND	ND	ND	ND	ND	ND	ND	4 IH	ND	ND
May-20	ND	ND	ND	ND	ND	ND	ND	ND	ND	ND	ND	0.42 J	3	ND	ND
December-20	ND	ND	NS	ND	ND	ND	ND	0.63 J	ND	ND	ND	ND	3.5	ND	ND
May-21	ND	ND	ND	ND	ND	ND	ND	0.47 J	ND	ND	ND	ND	4.1	ND	ND
October-21	ND	ND	ND	ND	ND	1.1	0.78 J	ND	ND	ND	ND	1.2	ND	0.76 J	0.7 J
April-22	ND	ND	0.62 J	ND	ND	NS	ND	ND	ND	ND	ND	ND	4	ND	ND

**Parameter: Tetrachloroethene (ug/L)**

April-11	ND	ND	ND	ND	ND	ND	ND	ND	ND	ND	NS	NS	NS	NS	NS
August-11	ND	ND	ND	ND	ND	ND	ND	ND	ND	ND	NS	NS	NS	NS	NS
March-13	ND	ND	ND	ND	ND	ND	ND	ND	ND	ND	NS	NS	NS	NS	NS
October-13	ND	ND	ND	ND	ND	ND	ND	ND	ND	ND	NS	NS	NS	NS	NS
April-14	ND	NS	ND	ND	ND	ND	ND	ND	ND	ND	NS	NS	NS	NS	NS
December-14	ND	NS	ND	ND	ND	ND	ND	ND	ND	ND	NS	NS	NS	NS	NS
June-15	ND	ND	ND	ND	ND	NS	ND	ND	ND	ND	ND	ND	ND	ND	ND
December-15	ND	ND	ND	ND	ND	ND	ND	ND	ND	ND	ND	ND	ND	ND	ND
May-16	ND	ND	ND	ND	ND	NS	ND	ND	ND	ND	ND	ND	ND	ND	ND
November-16	ND	ND	ND	ND	ND	NS	ND	ND	ND	ND	ND	ND	ND	ND	ND
May-17	ND	ND	ND	ND	ND	NS	ND	ND	ND	ND	ND	ND	ND	ND	ND
November-17	ND	NS	ND	ND	ND	ND	ND	ND	ND	ND	ND	ND	ND	ND	ND

ND: Non-Detect      NS: Not Sampled

Note: Asterisk indicates wells were replaced immediately prior to the May 2020 event. Results shown before this date are from the original well, while results shown after this date are for the replacement well.

Event Date	CP02-PZM007	CP05-PZM008	CP07-PZM006	CP08(R)-PZM008*	CP09-PZM010	CP10-PZM008	CP11-PZM010	CP12-PZM012	CP14-PZM009	CP15-PZM020	CP16-PZM008	CP18(R)-PZM009*	CP19(R)-PZM008*	CP20-PZM011	CP21-PZM004
May-18	ND	ND	ND	ND	ND	ND	ND	ND	ND	ND	ND	ND	ND	ND	ND
December-18	ND	ND	ND	ND	ND	ND	ND	ND	ND	ND	ND	ND	ND	ND	ND
May-19	ND	ND	ND	ND	ND	ND	ND	ND	ND	ND	ND	ND	0.58 J	ND	ND
November-19	ND	ND	ND	ND	ND	ND	ND	ND	ND	ND	ND	ND	ND	ND	ND
May-20	ND	ND	ND	ND	ND	ND	ND	ND	ND	ND	ND	ND	ND	ND	ND
December-20	ND	ND	NS	ND	ND	ND	ND	ND	ND	ND	ND	ND	ND	ND	ND
May-21	ND	ND	ND	ND	ND	ND	ND	ND	ND	ND	ND	ND	ND	ND	ND
October-21	ND	ND	ND	ND	ND	ND	ND	ND	ND	ND	ND	ND	ND	ND	ND
April-22	ND	ND	ND	ND	ND	NS	ND	ND	ND	ND	ND	ND	ND	ND	ND

**Parameter: Toluene (ug/L)**

April-11	ND	2.9	68	ND	2.2	6.6	4.3	7.1	2	6.5	NS	NS	NS	NS	NS
August-11	ND	7.6	140	7,800	ND	ND	ND	3	ND	ND	NS	NS	NS	NS	NS
March-13	ND	3.1	58.7	5,860	2	6.7	3.4	1.9	3.8	7.1	NS	NS	NS	NS	NS
October-13	ND	ND	89.7	6,580	ND	7.5	4.4	2.8	4.2	3.3	NS	NS	NS	NS	NS
April-14	ND	NS	97.5	6,730	ND	7.1	4	47.2	5.7	4.5	NS	NS	NS	NS	NS
December-14	ND	NS	104	6,430	ND	7.7	3.9	12.2	7.8	8.8	NS	NS	NS	NS	NS
June-15	ND	4.7	77.2	6,320	ND	NS	3.5	36.5	5.9	3.7	6.8	128	617	1.5	ND
December-15	ND	5.3	73.6	6,520	ND	6.1	3.6	10.8	7.3	4	9.3	59.5	471	2	ND
May-16	ND	5.9	70.9	5,140	ND	NS	4	2.9	6.5	3.8	7.3	118	334	1.3	0.31 J
November-16	ND	6.2	82.7	5,700	1.1	NS	3.1	10.8	6.1	8.4	8.1	63.7	345	3.1	0.35 J
May-17	0.27 J	2.6	70.1	4,880	ND	NS	2.4	3.8	6.2	3.8	5.3	104	374	3.4	0.34 J
November-17	ND	NS	63.7	4,440	0.33 J	6	3.6	9.6	7	2.9	6.7	61.5	323	4.8	0.45 J
May-18	ND	0.98 J	64.2	3,530	ND	5.4	3.4	22.8	4.9	1.5	5.3	117	357	2.5	ND
December-18	ND	1.4	83.5	4,320	1.4	4.9	3.4	25.7	6.8	2.2	7.3	54.2	348	1.3	1.1
May-19	ND	1.8	66.3	5,010	ND	5.2	2.8	4.9	6.2	1.5	10.6	93.5	357	0.66 J	0.36 J
November-19	ND	2.8	78.1	4,910	ND	3.6	2.8	3.9	6.4	3.5	12.2	33.5	395	1.7	0.95 J
May-20	ND	1.8	69.3	1,180	0.51 J	4.9	4.1	8.2	4.5	3.8	10.8	109	490	0.84 J	0.48 J

ND: Non-Detect      NS: Not Sampled

Note: Asterisk indicates wells were replaced immediately prior to the May 2020 event. Results shown before this date are from the original well, while results shown after this date are for the replacement well.

Event Date	CP02-PZM007	CP05-PZM008	CP07-PZM006	CP08(R)-PZM008*	CP09-PZM010	CP10-PZM008	CP11-PZM010	CP12-PZM012	CP14-PZM009	CP15-PZM020	CP16-PZM008	CP18(R)-PZM009*	CP19(R)-PZM008*	CP20-PZM011	CP21-PZM004
December-20	ND	1.4	NS	405	ND	5.2	3.6	24.2	6.1	1.5	9.9	36.3	528	ND	1 J
May-21	ND	1.9	54.4	ND	ND	3.6	2.6 M5	17.8	4.2	0.98 JM5	1.8 M5	53.5	437	0.9 JM5	0.9 J
October-21	ND	1.2	64.1	1,430	ND	4.6	3.4	6.5	4.7	2	12.3	65.4	494	1.1	0.76 J
April-22	ND	4.1	67.6	345	1.1	NS	3.1	0.63 J	4.1	3.2	10.3	96.1	489	2	1.5

**Parameter: trans-1,2-Dichloroethene (ug/L)**

April-11	ND	ND	ND	ND	ND	ND	ND	ND	ND	ND	NS	NS	NS	NS	NS
August-11	ND	ND	ND	ND	ND	ND	ND	ND	ND	ND	NS	NS	NS	NS	NS
March-13	ND	ND	ND	ND	ND	ND	ND	ND	ND	ND	NS	NS	NS	NS	NS
October-13	ND	ND	ND	ND	ND	ND	ND	ND	ND	ND	NS	NS	NS	NS	NS
April-14	ND	NS	ND	ND	ND	ND	ND	ND	ND	ND	NS	NS	NS	NS	NS
December-14	ND	NS	ND	ND	ND	ND	ND	ND	ND	ND	NS	NS	NS	NS	NS
June-15	ND	ND	ND	ND	ND	NS	ND	ND	ND	ND	ND	ND	ND	ND	ND
December-15	ND	ND	ND	ND	ND	ND	ND	ND	ND	ND	ND	ND	ND	ND	ND
May-16	ND	ND	ND	ND	ND	NS	ND	ND	ND	ND	ND	ND	ND	ND	ND
November-16	ND	ND	ND	ND	ND	NS	ND	ND	ND	ND	ND	ND	ND	ND	ND
May-17	ND	ND	ND	ND	ND	NS	ND	ND	ND	ND	ND	ND	ND	ND	ND
November-17	ND	NS	ND	ND	ND	ND	ND	ND	ND	ND	ND	ND	ND	ND	ND
May-18	ND	ND	ND	ND	ND	ND	ND	ND	ND	ND	ND	ND	ND	ND	ND
December-18	ND	ND	ND	ND	ND	ND	ND	ND	ND	ND	ND	ND	ND	ND	ND
May-19	ND	ND	ND	ND	ND	ND	ND	ND	ND	ND	ND	ND	ND	ND	ND
November-19	ND	ND	ND	ND	ND	ND	ND	ND	ND	ND	ND	ND	ND	ND	ND
May-20	ND	ND	ND	ND	ND	ND	ND	ND	ND	ND	ND	ND	ND	ND	ND
December-20	ND	ND	NS	ND	ND	ND	ND	ND	ND	ND	ND	ND	ND	ND	ND
May-21	ND	ND	ND	ND	ND	ND	ND	ND	ND	ND	ND	ND	ND	ND	ND
October-21	ND	ND	ND	ND	ND	ND	ND	ND	ND	ND	ND	ND	ND	ND	ND
April-22	ND	ND	ND	ND	ND	NS	ND	ND	ND	ND	ND	ND	ND	ND	ND

ND: Non-Detect      NS: Not Sampled

Note: Asterisk indicates wells were replaced immediately prior to the May 2020 event. Results shown before this date are from the original well, while results shown after this date are for the replacement well.

Event Date	CP02-PZM007	CP05-PZM008	CP07-PZM006	CP08(R)-PZM008*	CP09-PZM010	CP10-PZM008	CP11-PZM010	CP12-PZM012	CP14-PZM009	CP15-PZM020	CP16-PZM008	CP18(R)-PZM009*	CP19(R)-PZM008*	CP20-PZM011	CP21-PZM004
------------	-------------	-------------	-------------	-----------------	-------------	-------------	-------------	-------------	-------------	-------------	-------------	-----------------	-----------------	-------------	-------------

**Parameter: trans-1,3-Dichloropropene (ug/L)**

April-11	ND	ND	ND	ND	ND	ND	ND	ND	ND	ND	NS	NS	NS	NS	NS
August-11	ND	ND	ND	ND	ND	ND	ND	ND	ND	ND	NS	NS	NS	NS	NS
March-13	ND	ND	ND	ND	ND	ND	ND	ND	ND	ND	NS	NS	NS	NS	NS
October-13	ND	ND	ND	ND	ND	ND	ND	ND	ND	ND	NS	NS	NS	NS	NS
April-14	ND	NS	ND	ND	ND	ND	ND	ND	ND	ND	NS	NS	NS	NS	NS
December-14	ND	NS	ND	ND	ND	ND	ND	ND	ND	ND	NS	NS	NS	NS	NS
June-15	ND	ND	ND	ND	ND	NS	ND	ND	ND	ND	ND	ND	ND	ND	ND
December-15	ND	ND	ND	ND	ND	ND	ND	ND	ND	ND	ND	ND	ND	ND	ND
May-16	ND	ND	ND	ND	ND	NS	ND	ND	ND	ND	ND	ND	ND	ND	ND
November-16	ND	ND	ND	ND	ND	NS	ND	ND	ND	ND	ND	ND	ND	ND	ND
May-17	ND	ND	ND	ND	ND	NS	ND	ND	ND	ND	ND	ND	ND	ND	ND
November-17	ND	NS	ND	ND	ND	ND	ND	ND	ND	ND	ND	ND	ND	ND	ND
May-18	ND	ND	ND	ND	ND	ND	ND	ND	ND	ND	ND	ND	ND	ND	ND
December-18	ND	ND	ND	ND	ND	ND	ND	ND	ND	ND	ND	ND	ND	ND	ND
May-19	ND	ND	ND	ND	ND	ND	ND	ND	ND	ND	ND	ND	ND	ND	ND
November-19	ND	ND	ND	ND	ND	ND	ND	ND	ND	ND	ND	ND	ND	ND	ND
May-20	ND	ND	ND	ND	ND	ND	ND	ND	ND	ND	ND	ND	ND	ND	ND
December-20	ND	ND	NS	ND	ND	ND	ND	ND	ND	ND	ND	ND	ND	ND	ND
May-21	ND	ND	ND	ND	ND	ND	ND	ND	ND	ND	ND	ND	ND	ND	ND
October-21	ND	ND	ND	ND	ND	ND	ND	ND	ND	ND	ND	ND	ND	ND	ND
April-22	ND	ND	ND	ND	ND	NS	ND	ND	ND	ND	ND	ND	ND	ND	ND

**Parameter: trans-1,4-Dichloro-2-butene (ug/L)**

April-11	ND	ND	0.9	ND	ND	ND	ND	ND	ND	ND	NS	NS	NS	NS	NS
August-11	ND	ND	ND	ND	ND	ND	ND	ND	ND	ND	NS	NS	NS	NS	NS
March-13	ND	ND	ND	ND	ND	ND	ND	ND	ND	ND	NS	NS	NS	NS	NS

ND: Non-Detect      NS: Not Sampled

Note: Asterisk indicates wells were replaced immediately prior to the May 2020 event. Results shown before this date are from the original well, while results shown after this date are for the replacement well.

Event Date	CP02-PZM007	CP05-PZM008	CP07-PZM006	CP08(R)-PZM008*	CP09-PZM010	CP10-PZM008	CP11-PZM010	CP12-PZM012	CP14-PZM009	CP15-PZM020	CP16-PZM008	CP18(R)-PZM009*	CP19(R)-PZM008*	CP20-PZM011	CP21-PZM004
October-13	ND	ND	ND	ND	ND	ND	ND	ND	ND	ND	NS	NS	NS	NS	NS
April-14	ND	NS	ND	ND	ND	ND	ND	ND	ND	ND	NS	NS	NS	NS	NS
December-14	ND	NS	ND	ND	ND	ND	ND	ND	ND	ND	NS	NS	NS	NS	NS
June-15	ND	ND	ND	ND	ND	NS	ND	ND	ND	ND	ND	ND	ND	ND	ND
December-15	ND	ND	ND	ND	ND	ND	ND	ND	ND	ND	ND	ND	ND	ND	ND
May-16	ND	ND	ND	ND	ND	NS	ND	ND	ND	ND	ND	ND	ND	ND	ND
November-16	ND	ND	ND	ND	ND	NS	ND	ND	ND	ND	ND	ND	ND	ND	ND
May-17	ND	ND	ND	ND	ND	NS	ND	ND	ND	ND	ND	ND	ND	ND	ND
November-17	ND	NS	ND	ND	ND	ND	ND	ND	ND	ND	ND	ND	ND	ND	ND
May-18	ND	ND	ND	ND	ND	ND	ND	ND	ND	ND	ND	ND	ND	ND	ND
December-18	ND	ND	ND	ND	ND	ND	ND	ND	ND	ND	ND	ND	ND	ND	ND
May-19	ND	ND	ND	ND	ND	ND	ND	ND	ND	ND	ND	ND	ND	ND	ND
November-19	ND	ND	ND	ND	ND	ND	ND	ND	ND	ND	ND	ND	ND	ND	ND
May-20	ND	ND	ND	ND	ND	ND	ND	ND	ND	ND	ND	ND	ND	ND	ND
December-20	ND	ND	NS	ND	ND	ND	ND	ND	ND	ND	ND	ND	ND	ND	ND
May-21	ND	ND	ND	ND	ND	ND	ND	ND	ND	ND	ND	ND	ND	ND	ND
October-21	ND	ND	ND	ND	ND	ND	ND	ND	ND	ND	ND	ND	ND	ND	ND
April-22	ND	ND	ND	ND	ND	NS	ND	ND	ND	ND	ND	ND	ND	ND	ND

**Parameter:** Trichloroethene (ug/L)

April-11	ND	ND	ND	ND	ND	ND	ND	ND	ND	ND	NS	NS	NS	NS	NS
August-11	ND	ND	ND	ND	ND	ND	ND	ND	ND	ND	NS	NS	NS	NS	NS
March-13	ND	ND	ND	ND	ND	ND	ND	ND	ND	ND	NS	NS	NS	NS	NS
October-13	ND	ND	ND	ND	ND	ND	ND	ND	ND	ND	NS	NS	NS	NS	NS
April-14	ND	NS	ND	ND	ND	ND	ND	ND	ND	ND	NS	NS	NS	NS	NS
December-14	ND	NS	ND	ND	ND	ND	ND	ND	ND	ND	NS	NS	NS	NS	NS
June-15	ND	ND	ND	ND	ND	NS	ND	ND	ND	ND	ND	ND	ND	ND	ND
December-15	ND	ND	ND	ND	ND	ND	ND	ND	ND	ND	ND	ND	ND	ND	ND

ND: Non-Detect      NS: Not Sampled

Note: Asterisk indicates wells were replaced immediately prior to the May 2020 event. Results shown before this date are from the original well, while results shown after this date are for the replacement well.

Event Date	CP02-PZM007	CP05-PZM008	CP07-PZM006	CP08(R)-PZM008*	CP09-PZM010	CP10-PZM008	CP11-PZM010	CP12-PZM012	CP14-PZM009	CP15-PZM020	CP16-PZM008	CP18(R)-PZM009*	CP19(R)-PZM008*	CP20-PZM011	CP21-PZM004
May-16	ND	0.92 J	ND	ND	0.66 J	NS	0.37 J	ND	ND	0.6 J	ND	ND	ND	ND	ND
November-16	ND	ND	ND	ND	ND	NS	ND	ND	ND	ND	ND	ND	ND	ND	ND
May-17	ND	ND	ND	ND	ND	NS	ND	ND	ND	ND	ND	ND	ND	ND	ND
November-17	ND	NS	ND	ND	ND	ND	ND	ND	ND	ND	ND	ND	ND	ND	ND
May-18	ND	ND	ND	ND	ND	ND	ND	ND	ND	ND	ND	ND	ND	ND	ND
December-18	ND	ND	ND	ND	ND	ND	ND	ND	ND	ND	ND	ND	ND	ND	ND
May-19	ND	ND	ND	ND	ND	6.2	ND	ND	ND	ND	ND	0.54 J	ND	ND	ND
November-19	ND	0.89 J	ND	ND	ND	ND	ND	ND	ND	ND	ND	ND	ND	ND	ND
May-20	ND	ND	ND	ND	ND	ND	ND	ND	ND	ND	ND	ND	ND	ND	ND
December-20	ND	ND	NS	ND	ND	ND	ND	ND	ND	ND	ND	ND	ND	ND	ND
May-21	ND	ND	ND	ND	ND	ND	ND	ND	ND	ND	ND	ND	ND	ND	ND
October-21	ND	ND	ND	ND	ND	ND	ND	ND	ND	ND	ND	ND	ND	ND	ND
April-22	ND	ND	ND	ND	ND	NS	ND	ND	ND	ND	ND	ND	ND	ND	ND

**Parameter: Trichlorofluoromethane (ug/L)**

April-11	ND	ND	ND	ND	ND	ND	ND	ND	ND	ND	NS	NS	NS	NS	NS
August-11	ND	ND	ND	ND	ND	ND	ND	ND	ND	ND	NS	NS	NS	NS	NS
March-13	ND	ND	ND	ND	ND	ND	ND	ND	ND	ND	NS	NS	NS	NS	NS
October-13	ND	ND	ND	ND	ND	ND	ND	ND	ND	ND	NS	NS	NS	NS	NS
April-14	ND	NS	ND	ND	ND	ND	ND	ND	ND	ND	NS	NS	NS	NS	NS
December-14	ND	NS	ND	ND	ND	ND	ND	ND	ND	ND	NS	NS	NS	NS	NS
June-15	ND	ND	ND	ND	ND	NS	ND	ND	ND	ND	ND	ND	ND	ND	ND
December-15	ND	ND	ND	ND	ND	ND	ND	ND	ND	ND	ND	ND	ND	ND	ND
May-16	ND	ND	ND	ND	ND	NS	ND	ND	ND	ND	ND	ND	ND	ND	ND
November-16	ND	ND	ND	ND	ND	NS	ND	ND	ND	ND	ND	ND	ND	ND	ND
May-17	ND	ND	ND	ND	ND	NS	ND	ND	ND	ND	ND	ND	ND	ND	ND
November-17	ND	NS	ND	ND	ND	ND	ND	ND	ND	ND	ND	ND	ND	ND	ND
May-18	ND	ND	ND	ND	ND	ND	ND	ND	ND	ND	ND	ND	ND	ND	ND

ND: Non-Detect      NS: Not Sampled

Note: Asterisk indicates wells were replaced immediately prior to the May 2020 event. Results shown before this date are from the original well, while results shown after this date are for the replacement well.

Event Date	CP02- PZM007	CP05- PZM008	CP07- PZM006	CP08(R)- PZM008*	CP09- PZM010	CP10- PZM008	CP11- PZM010	CP12- PZM012	CP14- PZM009	CP15- PZM020	CP16- PZM008	CP18(R)- PZM009*	CP19(R)- PZM008*	CP20- PZM011	CP21- PZM004
December-18	ND	ND	ND	ND	ND	ND	ND	ND	ND	ND	ND	ND	ND	ND	ND
May-19	ND	ND	ND	ND	ND	ND	ND	ND	ND	ND	ND	ND	ND	ND	ND
November-19	ND	ND	ND	ND	ND	ND	ND	ND	ND	ND	ND	ND	ND	ND	ND
May-20	ND	ND	ND	ND	ND	ND	ND	ND	ND	ND	ND	ND	ND	ND	ND
December-20	ND	ND	NS	ND	ND	ND	ND	ND	ND	ND	ND	ND	ND	ND	ND
May-21	ND	ND	ND	ND	ND	ND	ND	ND	ND	ND	ND	ND	ND	ND	ND
October-21	ND	ND	ND	ND	ND	ND	ND	ND	ND	ND	ND	ND	ND	ND	ND
April-22	ND	ND	ND	ND	ND	NS	ND	ND	ND	ND	ND	ND	ND	ND	ND

**Parameter:** Vinyl Acetate (ug/L)

April-11	ND	ND	ND	ND	ND	ND	ND	ND	ND	ND	NS	NS	NS	NS	NS
August-11	ND	ND	ND	ND	ND	ND	ND	ND	ND	ND	NS	NS	NS	NS	NS
March-13	ND	ND	ND	ND	ND	ND	ND	ND	ND	ND	NS	NS	NS	NS	NS
October-13	ND	ND	ND	ND	ND	ND	ND	ND	ND	ND	NS	NS	NS	NS	NS
April-14	ND	NS	ND	ND	ND	ND	ND	ND	ND	ND	NS	NS	NS	NS	NS
December-14	ND	NS	ND	ND	ND	ND	ND	ND	ND	ND	NS	NS	NS	NS	NS
June-15	ND	ND	ND	ND	ND	NS	ND	ND	ND	ND	ND	ND	ND	ND	ND
December-15	ND	ND	ND	ND	ND	ND	ND	ND	ND	ND	ND	ND	ND	ND	ND
May-16	ND	ND	ND	ND	ND	NS	ND	ND	ND	ND	ND	ND	ND	ND	ND
November-16	ND	ND	ND	ND	ND	NS	ND	ND	ND	ND	ND	ND	ND	ND	ND
May-17	ND	ND	ND	ND	ND	NS	ND	ND	ND	ND	ND	ND	ND	ND	ND
November-17	ND	NS	ND	ND	ND	ND	ND	ND	ND	ND	ND	ND	ND	ND	ND
May-18	ND	ND	ND	ND	ND	ND	ND	ND	ND	ND	ND	ND	ND	ND	ND
December-18	ND	ND	ND	ND	ND	ND	ND	ND	ND	ND	ND	ND	ND	ND	ND
May-19	ND	ND	ND	ND	ND	ND	ND	ND	ND	ND	ND	ND	ND	ND	ND
November-19	ND	ND	ND	ND	ND	ND	ND	ND	ND	ND	ND	ND	ND	ND	ND
May-20	ND	ND	ND	ND	ND	ND	ND	ND	ND	ND	ND	ND	ND	ND	ND
December-20	ND	ND	NS	ND	ND	ND	ND	ND	ND	ND	ND	ND	ND	ND	ND

ND: Non-Detect      NS: Not Sampled

Note: Asterisk indicates wells were replaced immediately prior to the May 2020 event. Results shown before this date are from the original well, while results shown after this date are for the replacement well.



Event Date	CP02-PZM007	CP05-PZM008	CP07-PZM006	CP08(R)-PZM008*	CP09-PZM010	CP10-PZM008	CP11-PZM010	CP12-PZM012	CP14-PZM009	CP15-PZM020	CP16-PZM008	CP18(R)-PZM009*	CP19(R)-PZM008*	CP20-PZM011	CP21-PZM004
May-21	ND	ND	ND	ND	ND	ND	ND	ND	ND	ND	ND	ND	ND	ND	ND
October-21	ND	ND	ND	ND	ND	ND	ND	ND	ND	ND	ND	ND	ND	ND	ND
April-22	ND	ND	ND	ND	ND	NS	ND	ND	ND	ND	ND	ND	ND	ND	ND

**Parameter: Vinyl Chloride (ug/L)**

April-11	ND	ND	ND	ND	ND	ND	ND	ND	ND	ND	NS	NS	NS	NS	NS
August-11	ND	ND	ND	ND	ND	ND	ND	ND	ND	ND	NS	NS	NS	NS	NS
March-13	ND	ND	ND	ND	ND	ND	ND	ND	ND	ND	NS	NS	NS	NS	NS
October-13	ND	ND	ND	ND	ND	ND	ND	ND	ND	ND	NS	NS	NS	NS	NS
April-14	ND	NS	ND	ND	ND	ND	ND	ND	ND	ND	NS	NS	NS	NS	NS
December-14	ND	NS	ND	ND	ND	ND	ND	ND	ND	ND	NS	NS	NS	NS	NS
June-15	ND	ND	ND	ND	ND	NS	ND	ND	ND	ND	ND	ND	ND	ND	ND
December-15	ND	ND	ND	ND	ND	ND	ND	ND	ND	ND	ND	ND	ND	ND	ND
May-16	ND	ND	ND	ND	ND	NS	ND	ND	ND	ND	ND	ND	ND	ND	ND
November-16	ND	ND	ND	ND	ND	NS	ND	ND	ND	ND	ND	ND	ND	ND	ND
May-17	ND	ND	ND	ND	ND	NS	ND	ND	ND	ND	ND	ND	ND	ND	ND
November-17	ND	NS	ND	ND	ND	ND	ND	ND	ND	ND	ND	ND	ND	ND	ND
May-18	ND	ND	ND	ND	ND	ND	ND	ND	ND	ND	ND	ND	ND	ND	ND
December-18	ND	ND	ND	ND	ND	ND	ND	ND	ND	ND	ND	ND	ND	ND	ND
May-19	ND	ND	ND	ND	ND	ND	ND	ND	ND	ND	ND	ND	ND	ND	ND
November-19	ND	ND	ND	ND	ND	ND	ND	ND	ND	ND	ND	ND	ND	ND	ND
May-20	ND	ND	ND	ND	ND	ND	ND	ND	ND	ND	ND	ND	ND	ND	ND
December-20	ND	ND	NS	ND	ND	ND	ND	ND	ND	ND	ND	ND	ND	ND	ND
May-21	ND	ND	ND	ND	ND	ND	ND	ND	ND	ND	ND	ND	ND	ND	ND
October-21	ND	ND	ND	ND	ND	ND	ND	ND	ND	ND	ND	ND	ND	ND	ND
April-22	ND	ND	ND	ND	ND	NS	ND	ND	ND	ND	ND	ND	ND	ND	ND

**Parameter: Xylenes (ug/L)**

ND: Non-Detect      NS: Not Sampled

Note: Asterisk indicates wells were replaced immediately prior to the May 2020 event. Results shown before this date are from the original well, while results shown after this date are for the replacement well.

Event Date	CP02- PZM007	CP05- PZM008	CP07- PZM006	CP08(R)- PZM008*	CP09- PZM010	CP10- PZM008	CP11- PZM010	CP12- PZM012	CP14- PZM009	CP15- PZM020	CP16- PZM008	CP18(R)- PZM009*	CP19(R)- PZM008*	CP20- PZM011	CP21- PZM004
April-11	ND	4.2	28	1,700	2.8	8.8	12	16	3.2	12	NS	NS	NS	NS	NS
August-11	ND	7.6	56	3,300	ND	ND	ND	7.1	ND	ND	NS	NS	NS	NS	NS
March-13	ND	4.2	28.8	2,760	ND	8.1	8.7	3.6	3.5	11.5	NS	NS	NS	NS	NS
October-13	ND	ND	42.4	3,360	ND	9.4	10.7	7.5	4	6.7	NS	NS	NS	NS	NS
April-14	ND	NS	50	3,220	ND	9.6	12	53	5.2	10	NS	NS	NS	NS	NS
December-14	ND	NS	56.4	3,220	ND	9.7	10.9	18.7	6.7	15.5	NS	NS	NS	NS	NS
June-15	ND	5.8	39.8	3,160	ND	NS	9.1	40.2	5.4	7.4	3.8	76	284	6	ND
December-15	ND	7.1	38.1	3,420	ND	7.3	10.1	17.3	6.4	8.4	5.8	40.3	261	8.8	ND
May-16	ND	7.4	39.2	2,340	ND	NS	9.5	6.5	7	8.9	7.6	66.7	275	5.6	ND
November-16	ND	8.3	42.7	3,210	1.9 J	NS	7.9	16.7	5.6	11.2	5.3	44.1	173	10.4	ND
May-17	ND	4	33.9	1,960	ND	NS	6	8.1	5.2	5.7	3 J	53.4	172	9.9	ND
November-17	ND	NS	35	1,760	ND	7.9	7.1	16.6	5.9	5.6	4.3	37.8	163	7.9	ND
May-18	ND	1.1 J	27.6	1,330	ND	6.8	5.9	23.3	3.7	2.9 J	3 J	48.2	133	6.5	ND
December-18	ND	2.3 J	46	1,680	1.3 J	6.6	8.3	31	5.8	4.6	5.1	31.7	163	3.8	2.9 J
May-19	ND	2.6 J	34.1	2,120	ND	5.8	7.1	8.2	5.6	3	6.1	51.8	199	2.5 J	0.85 J
November-19	ND	3.6	36.4	2,330	ND	4.4	5.4	5.2	5.4	5.7	6.9	23.1	195	4.8	2.7 J
May-20	ND	2 J	32.6	700	ND	5.6	7.3	8.8	4	5.6	6.7	66.4	257	2.7 J	ND
December-20	ND	1.4 J	NS	857	ND	6.3	6.7	25.2	5.1	2.9 J	5.4	22.9	295	ND	2.7 J
May-21	ND	2.3 J	25.4	ND	ND	3.6	5.5 M5	21.9	3.8	1.9 JM5	1.4 JM5	33.4	266	3.6 M5	2.3 J
October-21	1.5 J	3.6	21.6	668	ND	4.6	6.7	9.3	4.5	5.2	7.3	32.7	266	4.2	3.5
April-22	ND	4.3	29.5	764	ND	NS	5.1	1.4 J	4.1	5.6	7.8	63	286	3.7	3.3

ND: Non-Detect      NS: Not Sampled

Note: Asterisk indicates wells were replaced immediately prior to the May 2020 event. Results shown before this date are from the original well, while results shown after this date are for the replacement well.

# Coke Point Landfill Historical VOC Concentrations

August-25-2022

## Intermediate Wells

Event Date	CP02- PZM026	CP05- PZM019	CP05- PZM028	CP08(R)- PZM034*	CP09- PZM047	CP12- PZM052	CP14- PZM062	CP15- PZM042	CP16- PZM035
------------	-----------------	-----------------	-----------------	---------------------	-----------------	-----------------	-----------------	-----------------	-----------------

**Parameter: 1,1,1,2-Tetrachloroethane (ug/L)**

April-11	ND	ND	ND	ND	ND	ND	ND	ND	ND
August-11	ND	ND	NS	ND	ND	ND	ND	ND	ND
March-13	ND	ND	ND	ND	ND	ND	ND	ND	ND
October-13	ND	ND	ND	ND	ND	ND	ND	ND	ND
April-14	ND	ND	ND	ND	ND	ND	ND	ND	ND
December-14	ND	ND	ND	ND	ND	ND	ND	ND	ND
June-15	ND	ND	NS	ND	ND	ND	ND	ND	ND
December-15	ND	ND	NS	ND	ND	ND	ND	ND	ND
May-16	ND	ND	NS	ND	ND	ND	ND	ND	ND
November-16	ND	ND	NS	ND	ND	ND	ND	ND	ND
May-17	ND	ND	ND	ND	ND	ND	ND	ND	ND
November-17	ND	ND	ND	ND	ND	ND	ND	ND	ND
May-18	ND	ND	ND	ND	ND	ND	ND	ND	ND
December-18	ND	ND	ND	ND	ND	ND	ND	ND	ND
May-19	ND	ND	ND	ND	ND	ND	ND	ND	ND
November-19	ND	ND	ND	ND	ND	ND	ND	ND	ND
May-20	ND	ND	ND	ND	ND	ND	ND	ND	ND
December-20	ND	ND	ND	ND	ND	ND	ND	ND	ND
May-21	ND	ND	ND	ND	ND	ND	ND	ND	ND
October-21	ND	ND	ND	ND	ND	ND	ND	ND	ND
April-22	ND	ND	ND	ND	ND	ND	ND	ND	ND

**Parameter: 1,1,1-Trichloroethane (ug/L)**

April-11	ND	ND	ND	ND	ND	ND	ND	ND	ND
August-11	ND	ND	NS	ND	ND	ND	ND	ND	ND
March-13	ND	ND	ND	ND	ND	ND	ND	ND	ND
October-13	ND	ND	ND	ND	ND	ND	ND	ND	ND
April-14	ND	ND	ND	ND	ND	ND	ND	ND	ND
December-14	ND	ND	ND	ND	ND	ND	ND	ND	ND
June-15	ND	ND	NS	ND	ND	ND	ND	ND	ND
December-15	ND	ND	NS	ND	ND	ND	ND	ND	ND
May-16	ND	ND	NS	ND	ND	ND	ND	ND	ND
November-16	ND	ND	NS	ND	ND	ND	ND	ND	ND

ND: Non-Detect      NS: Not Sampled

Note: Asterisk indicates well was replaced immediately prior to the May 2020 event. Results shown before this date are from the original well, while results shown after this date are for the replacement well.

Event Date	CP02-PZM026	CP05-PZM019	CP05-PZM028	CP08(R)-PZM034*	CP09-PZM047	CP12-PZM052	CP14-PZM062	CP15-PZM042	CP16-PZM035
May-17	ND	ND	ND	ND	ND	ND	ND	ND	ND
November-17	ND	ND	ND	ND	ND	ND	ND	ND	ND
May-18	ND	ND	ND	ND	ND	ND	ND	ND	ND
December-18	ND	ND	ND	ND	ND	ND	ND	ND	ND
May-19	ND	ND	ND	ND	ND	ND	ND	ND	ND
November-19	ND	ND	ND	ND	ND	ND	ND	ND	ND
May-20	ND	ND	ND	ND	ND	ND	ND	ND	ND
December-20	ND	ND	ND	ND	ND	ND	ND	ND	ND
May-21	ND	ND	ND	ND	ND	ND	ND	ND	ND
October-21	ND	ND	ND	ND	ND	ND	ND	ND	ND
April-22	ND	ND	ND	ND	ND	ND	ND	ND	ND

**Parameter: 1,1,2,2-Tetrachloroethane (ug/L)**

April-11	ND	ND	ND	ND	ND	ND	ND	ND	ND
August-11	ND	ND	NS	ND	ND	ND	ND	ND	ND
March-13	ND	ND	ND	ND	ND	ND	ND	ND	ND
October-13	ND	ND	ND	ND	ND	ND	ND	ND	ND
April-14	ND	ND	ND	ND	ND	ND	ND	ND	ND
December-14	ND	ND	ND	ND	ND	ND	ND	ND	ND
June-15	ND	ND	NS	ND	ND	ND	ND	ND	ND
December-15	ND	ND	NS	ND	ND	ND	ND	ND	ND
May-16	ND	ND	NS	ND	ND	ND	ND	ND	ND
November-16	ND	ND	NS	ND	ND	ND	ND	ND	ND
May-17	ND	ND	ND	ND	ND	ND	ND	ND	ND
November-17	ND	ND	ND	ND	ND	ND	ND	ND	ND
May-18	ND	ND	ND	ND	ND	ND	ND	ND	ND
December-18	ND	ND	ND	ND	ND	ND	ND	ND	ND
May-19	ND	ND	ND	ND	ND	ND	ND	ND	ND
November-19	ND	ND	ND	ND	ND	ND	ND	ND	ND
May-20	ND	ND	ND	ND	ND	ND	ND	ND	ND
December-20	ND	ND	ND	ND	ND	ND	ND	ND	ND
May-21	ND	ND	ND	ND	ND	ND	ND	ND	ND
October-21	ND	ND	ND	ND	ND	ND	ND	ND	ND
April-22	ND	ND	ND	ND	ND	ND	ND	ND	ND

**Parameter: 1,1,2-Trichloroethane (ug/L)**

April-11	ND	ND	ND	ND	ND	ND	ND	ND	ND
August-11	ND	ND	NS	ND	ND	ND	ND	ND	ND
March-13	ND	ND	ND	ND	ND	ND	ND	ND	ND
October-13	ND	ND	ND	ND	ND	ND	ND	ND	ND
April-14	ND	ND	ND	ND	ND	ND	ND	ND	ND

ND: Non-Detect      NS: Not Sampled

Note: Asterisk indicates well was replaced immediately prior to the May 2020 event. Results shown before this date are from the original well, while results shown after this date are for the replacement well.

Event Date	CP02- PZM026	CP05- PZM019	CP05- PZM028	CP08(R)- PZM034*	CP09- PZM047	CP12- PZM052	CP14- PZM062	CP15- PZM042	CP16- PZM035
December-14	ND	ND	ND	ND	ND	ND	ND	ND	ND
June-15	ND	ND	NS	ND	ND	ND	ND	ND	ND
December-15	ND	ND	NS	ND	ND	ND	ND	ND	ND
May-16	ND	ND	NS	ND	ND	ND	ND	ND	ND
November-16	ND	ND	NS	ND	ND	ND	ND	ND	ND
May-17	ND	ND	ND	ND	ND	ND	ND	ND	ND
November-17	ND	ND	ND	ND	ND	ND	ND	ND	ND
May-18	ND	ND	ND	ND	ND	ND	ND	ND	ND
December-18	ND	ND	ND	ND	ND	ND	ND	ND	ND
May-19	ND	ND	ND	ND	ND	ND	ND	ND	ND
November-19	ND	ND	ND	ND	ND	ND	ND	ND	ND
May-20	ND	ND	ND	ND	ND	ND	ND	ND	ND
December-20	ND	ND	ND	ND	ND	ND	ND	ND	ND
May-21	ND	ND	ND	ND	ND	ND	ND	ND	ND
October-21	ND	ND	ND	ND	ND	ND	ND	ND	ND
April-22	ND	ND	ND	ND	ND	ND	ND	ND	ND

---

**Parameter: 1,1-Dichloroethane (ug/L)**

---

April-11	ND	ND	ND	ND	ND	ND	ND	ND	ND
August-11	ND	ND	NS	ND	ND	ND	ND	ND	ND
March-13	ND	ND	ND	ND	ND	ND	ND	ND	ND
October-13	ND	ND	ND	ND	ND	ND	ND	ND	ND
April-14	ND	ND	ND	ND	ND	ND	ND	ND	ND
December-14	ND	ND	ND	ND	ND	ND	ND	ND	ND
June-15	ND	ND	NS	ND	ND	ND	ND	ND	ND
December-15	ND	ND	NS	ND	ND	ND	ND	ND	ND
May-16	ND	ND	NS	ND	ND	ND	ND	ND	ND
November-16	ND	ND	NS	ND	ND	ND	ND	ND	ND
May-17	ND	ND	ND	ND	ND	ND	ND	ND	ND
November-17	ND	ND	ND	ND	ND	ND	ND	ND	ND
May-18	ND	ND	ND	ND	ND	ND	ND	ND	ND
December-18	ND	ND	ND	ND	ND	ND	ND	ND	ND
May-19	ND	ND	ND	ND	ND	ND	ND	ND	ND
November-19	ND	ND	ND	ND	ND	ND	ND	ND	ND
May-20	ND	ND	ND	ND	ND	ND	ND	ND	ND
December-20	ND	ND	ND	ND	ND	ND	ND	ND	ND
May-21	ND	ND	ND	ND	ND	ND	ND	ND	ND
October-21	ND	ND	ND	ND	ND	ND	ND	ND	ND
April-22	ND	ND	ND	ND	ND	ND	ND	ND	ND

---

**Parameter: 1,1-Dichloroethene (ug/L)**

---

ND: Non-Detect      NS: Not Sampled

Note: Asterisk indicates well was replaced immediately prior to the May 2020 event. Results shown before this date are from the original well, while results shown after this date are for the replacement well.

Event Date	CP02- PZM026	CP05- PZM019	CP05- PZM028	CP08(R)- PZM034*	CP09- PZM047	CP12- PZM052	CP14- PZM062	CP15- PZM042	CP16- PZM035
April-11	ND	ND	ND	ND	ND	ND	ND	ND	ND
August-11	ND	ND	NS	ND	ND	ND	ND	ND	ND
March-13	ND	ND	ND	ND	ND	ND	ND	ND	ND
October-13	ND	ND	ND	ND	ND	ND	ND	ND	ND
April-14	ND	ND	ND	ND	ND	ND	ND	ND	ND
December-14	ND	ND	ND	ND	ND	ND	ND	ND	ND
June-15	ND	ND	NS	ND	ND	ND	ND	ND	ND
December-15	ND	ND	NS	ND	ND	ND	ND	ND	ND
May-16	ND	ND	NS	ND	ND	ND	ND	ND	ND
November-16	ND	ND	NS	ND	ND	ND	ND	ND	ND
May-17	ND	ND	ND	ND	ND	ND	ND	ND	ND
November-17	ND	ND	ND	ND	ND	ND	ND	ND	ND
May-18	ND	ND	ND	ND	ND	ND	ND	ND	ND
December-18	ND	ND	ND	ND	ND	ND	ND	ND	ND
May-19	ND	ND	ND	ND	ND	ND	ND	ND	ND
November-19	ND	ND	ND	ND	ND	ND	ND	ND	ND
May-20	ND	ND	ND	ND	ND	ND	ND	ND	ND
December-20	ND	ND	ND	ND	ND	ND	ND	ND	ND
May-21	ND	ND	ND	ND	ND	ND	ND	ND	ND
October-21	ND	ND	ND	ND	ND	ND	ND	ND	ND
April-22	ND	ND	ND	ND	ND	ND	ND	ND	ND

---

**Parameter: 1,2,3-Trichloropropane (ug/L)**

---

April-11	ND	ND	ND	ND	ND	ND	ND	ND	ND
August-11	ND	ND	NS	ND	ND	ND	ND	ND	ND
March-13	ND	ND	ND	ND	ND	ND	ND	ND	ND
October-13	ND	ND	ND	ND	ND	ND	ND	ND	ND
April-14	ND	ND	ND	ND	ND	ND	ND	ND	ND
December-14	ND	ND	ND	ND	ND	ND	ND	ND	ND
June-15	ND	ND	NS	ND	ND	ND	ND	ND	ND
December-15	ND	ND	NS	ND	ND	ND	ND	ND	ND
May-16	ND	ND	NS	ND	ND	ND	ND	ND	ND
November-16	ND	ND	NS	ND	ND	ND	ND	ND	ND
May-17	ND	ND	ND	ND	ND	ND	ND	ND	ND
November-17	ND	ND	ND	ND	ND	ND	ND	ND	ND
May-18	ND	ND	ND	ND	ND	ND	ND	ND	ND
December-18	ND	ND	ND	ND	ND	ND	ND	ND	ND
May-19	ND	ND	ND	ND	ND	ND	ND	ND	ND
November-19	ND	ND	ND	ND	ND	ND	ND	ND	ND
May-20	ND	ND	ND	ND	ND	ND	ND	ND	ND
December-20	ND	ND	ND	ND	ND	ND	ND	ND	ND

ND: Non-Detect      NS: Not Sampled

Note: Asterisk indicates well was replaced immediately prior to the May 2020 event. Results shown before this date are from the original well, while results shown after this date are for the replacement well.

Event Date	CP02- PZM026	CP05- PZM019	CP05- PZM028	CP08(R)- PZM034*	CP09- PZM047	CP12- PZM052	CP14- PZM062	CP15- PZM042	CP16- PZM035
May-21	ND	ND	ND	ND	ND	ND	ND	ND	ND
October-21	ND	ND	ND	ND	ND	ND	ND	ND	ND
April-22	ND	ND	ND	ND	ND	ND	ND	ND	ND

**Parameter: 1,2-Dibromo-3-chloropropane (ug/L)**

April-11	ND	ND	ND	ND	ND	ND	ND	ND	ND
August-11	ND	ND	NS	ND	ND	ND	ND	ND	ND
March-13	ND	ND	ND	ND	ND	ND	ND	ND	ND
October-13	ND	ND	ND	ND	ND	ND	ND	ND	ND
April-14	ND	ND	ND	ND	ND	ND	ND	ND	ND
December-14	ND	ND	ND	ND	ND	ND	ND	ND	ND
June-15	ND	ND	NS	ND	ND	ND	ND	ND	ND
December-15	ND	ND	NS	ND	ND	ND	ND	ND	ND
May-16	ND	ND	NS	ND	ND	ND	ND	ND	ND
November-16	ND	ND	NS	ND	ND	ND	ND	ND	ND
May-17	ND	ND	ND	ND	ND	ND	ND	ND	ND
November-17	ND	ND	ND	ND	ND	ND	ND	ND	ND
May-18	ND	ND	ND	ND	ND	ND	ND	ND	ND
December-18	ND	ND	ND	ND	ND	ND	ND	ND	ND
May-19	ND	ND	ND	ND	ND	ND	ND	ND	ND
November-19	ND	ND	ND	ND	ND	ND	ND	ND	ND
May-20	ND	ND	ND	ND	ND	ND	ND	ND	ND
December-20	ND	ND	ND	ND	ND	ND	ND	ND	ND
May-21	ND	ND	ND	ND	ND	ND	ND	ND	ND
October-21	ND	ND	ND	ND	ND	ND	ND	ND	ND
April-22	ND	ND	ND	ND	ND	ND	ND	ND	ND

**Parameter: 1,2-Dibromoethane (ug/L)**

April-11	ND	ND	ND	ND	ND	ND	ND	ND	ND
August-11	ND	ND	NS	ND	ND	ND	ND	ND	ND
March-13	ND	ND	ND	ND	ND	ND	ND	ND	ND
October-13	ND	ND	ND	ND	ND	ND	ND	ND	ND
April-14	ND	ND	ND	ND	ND	ND	ND	ND	ND
December-14	ND	ND	ND	ND	ND	ND	ND	ND	ND
June-15	ND	ND	NS	ND	ND	ND	ND	ND	ND
December-15	ND	ND	NS	ND	ND	ND	ND	ND	ND
May-16	ND	ND	NS	ND	ND	ND	ND	ND	ND
November-16	ND	ND	NS	ND	ND	ND	ND	ND	ND
May-17	ND	ND	ND	ND	ND	ND	ND	ND	ND
November-17	ND	ND	ND	ND	ND	ND	ND	ND	ND
May-18	ND	ND	ND	ND	ND	ND	ND	ND	ND

ND: Non-Detect      NS: Not Sampled

Note: Asterisk indicates well was replaced immediately prior to the May 2020 event. Results shown before this date are from the original well, while results shown after this date are for the replacement well.

Event Date	CP02- PZM026	CP05- PZM019	CP05- PZM028	CP08(R)- PZM034*	CP09- PZM047	CP12- PZM052	CP14- PZM062	CP15- PZM042	CP16- PZM035
December-18	ND	ND	ND	ND	ND	ND	ND	ND	ND
May-19	ND	ND	ND	ND	ND	ND	ND	ND	ND
November-19	ND	ND	ND	ND	ND	ND	ND	ND	ND
May-20	ND	ND	ND	ND	ND	ND	ND	ND	ND
December-20	ND	ND	ND	ND	ND	ND	ND	ND	ND
May-21	ND	ND	ND	ND	ND	ND	ND	ND	ND
October-21	ND	ND	ND	ND	ND	ND	ND	ND	ND
April-22	ND	ND	ND	ND	ND	ND	ND	ND	ND

**Parameter: 1,2-Dichlorobenzene (ug/L)**

April-11	ND	ND	ND	ND	ND	ND	ND	ND	ND
August-11	ND	ND	NS	ND	ND	ND	ND	ND	ND
March-13	ND	ND	ND	ND	ND	ND	ND	ND	ND
October-13	ND	ND	ND	ND	ND	ND	ND	ND	ND
April-14	ND	ND	ND	ND	ND	ND	ND	ND	ND
December-14	ND	ND	ND	ND	ND	ND	ND	ND	ND
June-15	ND	ND	NS	ND	ND	ND	ND	ND	ND
December-15	ND	ND	NS	ND	ND	ND	ND	ND	ND
May-16	ND	ND	NS	ND	ND	ND	ND	ND	ND
November-16	ND	ND	NS	ND	ND	ND	ND	ND	ND
May-17	ND	ND	ND	ND	ND	ND	ND	ND	ND
November-17	ND	ND	ND	ND	ND	ND	ND	ND	ND
May-18	ND	ND	ND	ND	ND	ND	ND	ND	ND
December-18	ND	ND	ND	ND	ND	ND	ND	ND	ND
May-19	ND	ND	ND	ND	ND	ND	ND	ND	ND
November-19	ND	ND	ND	ND	ND	ND	ND	ND	ND
May-20	ND	ND	ND	ND	ND	ND	ND	ND	ND
December-20	ND	ND	ND	ND	ND	ND	ND	ND	ND
May-21	ND	ND	ND	ND	ND	ND	ND	ND	ND
October-21	ND	ND	ND	ND	ND	ND	ND	ND	ND
April-22	ND	ND	ND	ND	ND	ND	ND	ND	ND

**Parameter: 1,2-Dichloroethane (ug/L)**

April-11	ND	ND	ND	ND	ND	ND	ND	ND	ND
August-11	ND	ND	NS	ND	ND	ND	ND	ND	ND
March-13	ND	ND	ND	ND	ND	ND	ND	ND	ND
October-13	ND	ND	ND	ND	ND	ND	ND	ND	ND
April-14	ND	ND	ND	ND	ND	ND	ND	ND	ND
December-14	ND	ND	ND	ND	ND	ND	ND	ND	ND
June-15	ND	ND	NS	ND	ND	ND	ND	ND	ND
December-15	ND	ND	NS	ND	ND	ND	ND	ND	ND

ND: Non-Detect      NS: Not Sampled

Note: Asterisk indicates well was replaced immediately prior to the May 2020 event. Results shown before this date are from the original well, while results shown after this date are for the replacement well.



Event Date	CP02- PZM026	CP05- PZM019	CP05- PZM028	CP08(R)- PZM034*	CP09- PZM047	CP12- PZM052	CP14- PZM062	CP15- PZM042	CP16- PZM035
May-16	ND	ND	NS	ND	ND	ND	ND	ND	ND
November-16	ND	ND	NS	ND	ND	ND	ND	ND	ND
May-17	ND	ND	ND	ND	ND	ND	ND	ND	ND
November-17	ND	ND	ND	ND	ND	ND	ND	ND	ND
May-18	ND	ND	ND	ND	ND	ND	ND	ND	ND
December-18	ND	ND	ND	ND	ND	ND	ND	ND	ND
May-19	ND	ND	ND	ND	ND	ND	ND	ND	ND
November-19	ND	ND	ND	ND	ND	ND	ND	ND	ND
May-20	ND	ND	ND	ND	ND	ND	ND	ND	ND
December-20	ND	ND	ND	ND	ND	ND	ND	ND	ND
May-21	ND	ND	ND	ND	ND	ND	ND	ND	ND
October-21	ND	ND	ND	ND	ND	ND	ND	ND	ND
April-22	ND	ND	ND	ND	ND	ND	ND	ND	ND

---

**Parameter: 1,2-Dichloropropane (ug/L)**

---

April-11	ND	ND	ND	ND	ND	ND	ND	ND	ND
August-11	ND	ND	NS	ND	ND	ND	ND	ND	ND
March-13	ND	ND	ND	ND	ND	ND	ND	ND	ND
October-13	ND	ND	ND	ND	ND	ND	ND	ND	ND
April-14	ND	ND	ND	ND	ND	ND	ND	ND	ND
December-14	ND	ND	ND	ND	ND	ND	ND	ND	ND
June-15	ND	ND	NS	ND	ND	ND	ND	ND	ND
December-15	ND	ND	NS	ND	ND	ND	ND	ND	ND
May-16	ND	ND	NS	ND	ND	ND	ND	ND	ND
November-16	ND	ND	NS	ND	ND	ND	ND	ND	ND
May-17	ND	ND	ND	ND	ND	ND	ND	ND	ND
November-17	ND	ND	ND	ND	ND	ND	ND	ND	ND
May-18	ND	ND	ND	ND	ND	ND	ND	ND	ND
December-18	ND	ND	ND	ND	ND	ND	ND	ND	ND
May-19	ND	ND	ND	ND	ND	ND	ND	ND	ND
November-19	ND	ND	ND	ND	ND	ND	ND	ND	ND
May-20	ND	ND	ND	ND	ND	ND	ND	ND	ND
December-20	ND	ND	ND	ND	ND	ND	ND	ND	ND
May-21	ND	ND	ND	ND	ND	ND	ND	ND	ND
October-21	ND	ND	ND	ND	ND	ND	ND	ND	ND
April-22	ND	ND	ND	ND	ND	ND	ND	ND	ND

---

**Parameter: 1,4-Dichlorobenzene (ug/L)**

---

April-11	ND	ND	ND	ND	ND	ND	ND	ND	ND
August-11	ND	ND	NS	ND	ND	ND	ND	ND	ND
March-13	ND	ND	ND	ND	ND	ND	ND	ND	ND

ND: Non-Detect      NS: Not Sampled

Note: Asterisk indicates well was replaced immediately prior to the May 2020 event. Results shown before this date are from the original well, while results shown after this date are for the replacement well.

Event Date	CP02- PZM026	CP05- PZM019	CP05- PZM028	CP08(R)- PZM034*	CP09- PZM047	CP12- PZM052	CP14- PZM062	CP15- PZM042	CP16- PZM035
October-13	ND	ND	ND	ND	ND	ND	ND	ND	ND
April-14	ND	ND	ND	ND	ND	ND	ND	ND	ND
December-14	ND	ND	ND	ND	ND	ND	ND	ND	ND
June-15	ND	ND	NS	ND	ND	ND	ND	ND	ND
December-15	ND	ND	NS	ND	ND	ND	ND	ND	ND
May-16	ND	ND	NS	ND	ND	ND	ND	ND	ND
November-16	ND	ND	NS	ND	ND	ND	ND	ND	ND
May-17	ND	ND	ND	ND	ND	ND	ND	ND	ND
November-17	ND	ND	ND	ND	ND	ND	ND	ND	ND
May-18	ND	ND	ND	ND	ND	ND	ND	ND	ND
December-18	ND	ND	ND	ND	ND	ND	ND	ND	ND
May-19	ND	ND	ND	ND	ND	ND	ND	ND	ND
November-19	ND	ND	ND	ND	ND	ND	ND	ND	ND
May-20	ND	ND	ND	ND	ND	ND	ND	ND	ND
December-20	ND	ND	ND	ND	ND	ND	ND	ND	ND
May-21	ND	ND	ND	ND	ND	ND	ND	ND	ND
October-21	ND	ND	ND	ND	ND	ND	ND	ND	ND
April-22	ND	ND	ND	ND	ND	ND	ND	ND	ND

**Parameter: 2-Butanone (ug/L)**

April-11	ND	ND	ND	ND	ND	ND	ND	ND	6.3
August-11	ND	ND	NS	ND	ND	ND	ND	ND	ND
March-13	ND	ND	ND	ND	ND	ND	ND	ND	5.8
October-13	ND	ND	ND	ND	ND	ND	ND	ND	ND
April-14	ND	ND	5.6	ND	ND	ND	ND	ND	6.2
December-14	ND	ND	ND	ND	ND	ND	ND	ND	ND
June-15	ND	ND	NS	ND	ND	ND	ND	ND	ND
December-15	ND	ND	NS	ND	ND	ND	ND	ND	ND
May-16	ND	ND	NS	ND	ND	ND	ND	ND	ND
November-16	ND	ND	NS	ND	ND	ND	ND	6.7 J	6.4 J
May-17	ND	ND	ND	ND	ND	ND	ND	ND	ND
November-17	ND	4.6 J	3.1 J	ND	ND	ND	ND	ND	5.7 J
May-18	ND	2.5 J	ND	ND	ND	ND	ND	ND	5 J
December-18	ND	2.9 J	ND	ND	ND	ND	ND	ND	4.9 J
May-19	ND	ND	ND	ND	ND	ND	ND	ND	4.7 J
November-19	ND	ND	ND	ND	ND	ND	ND	ND	5.7 J
May-20	ND	ND	ND	ND	ND	ND	ND	ND	5.6 J
December-20	ND	3.7 J	ND	ND	ND	ND	ND	ND	4.7 J L2
May-21	ND	ND	2.9 J	ND	ND	ND	ND	ND	4.1 J M5
October-21	ND	4.2 J	2.3 J	ND	ND	ND	ND	6.9 J	5 J
April-22	ND	4.4 J	2.1 J	ND	ND	ND	2.6 J	3.5 J	5.1 J

ND: Non-Detect      NS: Not Sampled

Note: Asterisk indicates well was replaced immediately prior to the May 2020 event. Results shown before this date are from the original well, while results shown after this date are for the replacement well.

Event Date	CP02- PZM026	CP05- PZM019	CP05- PZM028	CP08(R)- PZM034*	CP09- PZM047	CP12- PZM052	CP14- PZM062	CP15- PZM042	CP16- PZM035
------------	-----------------	-----------------	-----------------	---------------------	-----------------	-----------------	-----------------	-----------------	-----------------

**Parameter: 2-Hexanone (ug/L)**

April-11	ND	ND	ND	ND	ND	ND	ND	ND	ND
August-11	ND	ND	NS	ND	ND	ND	ND	ND	ND
March-13	ND	ND	ND	ND	ND	ND	ND	ND	ND
October-13	ND	ND	ND	ND	ND	ND	ND	ND	ND
April-14	ND	ND	ND	ND	ND	ND	ND	ND	ND
December-14	ND	ND	ND	ND	ND	ND	ND	ND	ND
June-15	ND	ND	NS	ND	ND	ND	ND	ND	ND
December-15	ND	ND	NS	ND	ND	ND	ND	ND	ND
May-16	ND	ND	NS	ND	ND	ND	ND	ND	ND
November-16	ND	ND	NS	ND	ND	ND	ND	ND	ND
May-17	ND	ND	ND	ND	ND	ND	ND	ND	ND
November-17	ND	0.42 J	0.37 J	ND	ND	ND	ND	ND	0.44 J
May-18	ND	ND	ND	ND	ND	ND	ND	ND	ND
December-18	ND	ND	ND	ND	ND	ND	ND	ND	ND
May-19	ND	ND	ND	ND	ND	ND	ND	ND	ND
November-19	ND	ND	ND	ND	ND	ND	ND	ND	ND
May-20	ND	ND	ND	ND	ND	ND	ND	ND	ND
December-20	ND	ND	ND	ND	ND	ND	ND	ND	ND
May-21	ND	ND	ND	ND	ND	ND	ND	ND	ND
October-21	ND	0.68 J	ND	ND	ND	ND	ND	0.75 J	ND
April-22	ND	ND	0.61 J	ND	ND	ND	ND	ND	0.63 J

**Parameter: 4-Methyl-2-pentanone (ug/L)**

April-11	ND	ND	ND	ND	ND	ND	ND	ND	ND
August-11	ND	ND	NS	ND	ND	ND	ND	ND	ND
March-13	ND	ND	ND	ND	ND	ND	ND	ND	ND
October-13	ND	ND	ND	ND	ND	ND	ND	ND	ND
April-14	ND	ND	ND	ND	ND	ND	ND	ND	ND
December-14	ND	ND	ND	ND	ND	ND	ND	ND	ND
June-15	ND	ND	NS	ND	ND	ND	ND	ND	ND
December-15	ND	ND	NS	ND	ND	ND	ND	ND	ND
May-16	ND	ND	NS	ND	ND	ND	ND	ND	ND
November-16	ND	ND	NS	ND	ND	ND	ND	ND	ND
May-17	ND	ND	ND	ND	ND	ND	ND	ND	ND
November-17	ND	0.73 J	0.81 J	ND	ND	ND	ND	ND	1 J
May-18	ND	ND	ND	ND	ND	ND	ND	ND	ND
December-18	ND	0.63 J	ND	ND	ND	ND	ND	1.3 J	ND
May-19	ND	ND	ND	ND	ND	ND	ND	1.1 J	ND
November-19	ND	ND	ND	ND	ND	ND	ND	ND	ND

ND: Non-Detect      NS: Not Sampled

Note: Asterisk indicates well was replaced immediately prior to the May 2020 event. Results shown before this date are from the original well, while results shown after this date are for the replacement well.

Event Date	CP02-PZM026	CP05-PZM019	CP05-PZM028	CP08(R)-PZM034*	CP09-PZM047	CP12-PZM052	CP14-PZM062	CP15-PZM042	CP16-PZM035
May-20	ND	ND	ND	ND	ND	ND	ND	1.2 J	ND
December-20	ND	ND	ND	ND	ND	ND	ND	ND	0.87 JL2
May-21	ND	ND	0.63 J	ND	ND	ND	ND	ND	0.81 JM5
October-21	ND	ND	1.1 J	ND	ND	ND	ND	2.1 J	1.2 J
April-22	ND	0.49 J	ND	ND	ND	ND	ND	1 J	0.76 J

**Parameter: Acetone (ug/L)**

April-11	ND	ND	65	ND	ND	ND	ND	ND	38
August-11	ND	ND	NS	ND	ND	ND	ND	ND	ND
March-13	ND	22.1	ND	ND	ND	ND	ND	ND	27.8
October-13	ND	32.3	5.7	ND	ND	ND	ND	ND	30.2
April-14	ND	41.9	34.4	ND	ND	ND	ND	ND	35.6
December-14	ND	32.5	35.1	ND	ND	ND	ND	ND	32.2
June-15	ND	23	NS	ND	ND	ND	ND	ND	24.9
December-15	ND	35.4	NS	20	ND	ND	ND	ND	32.2
May-16	ND	22.5	NS	ND	ND	ND	ND	7.1 J	29.2
November-16	ND	27.8	NS	ND	ND	ND	ND	227	42.9
May-17	24.8 IL	41.7	32.7	ND	30	40.4 ML	ND	23.3	69.4
November-17	8 J	34.2	20.1	8.1 J	4.3 J	4.3 J	2.9 J	4.2 J	46.5
May-18	9 J	30.4	32.5	17.9	7.7 J	5.1 J	7.2 J	79	46.9
December-18	6.3 JB	37.4	21.5 B	21.3 J	9.2 JB	ND	6.6 JB	154	46.3
May-19	ND	29.3	14.9	ND	ND	ND	ND	103	38.2
November-19	ND	36	19.8	ND	ND	ND	ND	ND	48.7
May-20	ND	19.1	26.3	ND	ND	ND	ND	138	67.3
December-20	ND	26	17.5	ND	ND	ND	ND	137	36.8
May-21	ND	13.5 M5	24.8	ND	ND	ND	ND	39.4 M5	36.9 M5
October-21	ND	26.8	15	ND	ND	ND	ND	192	42
April-22	ND	41	28.6	ND	ND	ND	ND	130	37.9

**Parameter: Acrylonitrile (ug/L)**

April-11	ND	ND	ND	ND	ND	ND	ND	ND	ND
August-11	ND	ND	NS	ND	ND	ND	ND	ND	ND
March-13	ND	ND	ND	ND	ND	ND	ND	ND	ND
October-13	ND	ND	ND	ND	ND	ND	ND	ND	ND
April-14	ND	ND	ND	ND	ND	ND	ND	ND	ND
December-14	ND	ND	ND	ND	ND	ND	ND	ND	ND
June-15	ND	ND	NS	ND	ND	ND	ND	ND	ND
December-15	ND	ND	NS	ND	ND	ND	ND	ND	ND
May-16	ND	ND	NS	ND	ND	ND	ND	ND	ND
November-16	ND	ND	NS	ND	ND	ND	ND	ND	ND
May-17	ND	ND	ND	ND	ND	ND	ND	ND	ND

ND: Non-Detect      NS: Not Sampled

Note: Asterisk indicates well was replaced immediately prior to the May 2020 event. Results shown before this date are from the original well, while results shown after this date are for the replacement well.

Event Date	CP02- PZM026	CP05- PZM019	CP05- PZM028	CP08(R)- PZM034*	CP09- PZM047	CP12- PZM052	CP14- PZM062	CP15- PZM042	CP16- PZM035
November-17	ND	ND	ND	ND	ND	ND	ND	ND	ND
May-18	ND	ND	ND	ND	ND	ND	ND	ND	ND
December-18	ND	ND	ND	ND	ND	ND	ND	ND	ND
May-19	ND	ND	ND	ND	ND	ND	ND	ND	ND
November-19	ND	ND	ND	ND	ND	ND	ND	ND	ND
May-20	ND	ND	ND	ND	ND	ND	ND	ND	ND
December-20	ND	ND	ND	ND	ND	ND	ND	ND	ND
May-21	ND	ND	ND	ND	ND	ND	ND	ND	ND
October-21	ND	ND	ND	ND	ND	ND	ND	ND	ND
April-22	ND	ND	ND	ND	ND	ND	ND	ND	ND

<b>Parameter:</b>	<b>Benzene (ug/L)</b>								
April-11	0.31	37	75	1.7	3.5	0.3	ND	ND	290
August-11	ND	6.4	NS	ND	1.1	ND	ND	ND	230
March-13	ND	37.9	ND	ND	ND	ND	ND	ND	229
October-13	ND	33.8	77.5	2.6	ND	ND	ND	ND	253
April-14	ND	41.2	33.3	ND	ND	ND	ND	ND	258
December-14	ND	49	36.3	3.6	1.2	ND	ND	ND	281
June-15	ND	35.8	NS	1.3	ND	ND	ND	ND	263
December-15	ND	38.4	NS	5.1	ND	ND	ND	ND	263
May-16	ND	42.5	NS	ND	ND	ND	ND	ND	264
November-16	ND	38.6	NS	ND	ND	ND	ND	2.1	196
May-17	ND	44	26.2	ND	ND	ND	ND	ND	220
November-17	ND	41.9	33.2	ND	ND	ND	ND	ND	228
May-18	ND	7.8	2.2	ND	ND	ND	ND	ND	121
December-18	ND	31.3	19.3	42.5	ND	ND	ND	0.95 J	210
May-19	ND	36.7	9.4	ND	ND	ND	ND	1	203
November-19	ND	36.4	26.4	ND	ND	ND	ND	ND	246 ML
May-20	ND	4.1	47.6	0.43 J	ND	ND	ND	1.5	86.3
December-20	ND	29.8	17.6	1.9	ND	ND	ND	1.1	221
May-21	ND	23.1 M5	23.5	1,160	ND	ND	ND	0.4 JM5	267 M5
October-21	ND	45.4	29.5	3.7	ND	ND	ND	3	224
April-22	ND	19.3	36.3	4.8	ND	ND	ND	1.3	246

<b>Parameter:</b>	<b>Bromochloromethane (ug/L)</b>								
April-11	ND	ND	ND	ND	ND	ND	ND	ND	ND
August-11	ND	ND	NS	ND	ND	ND	ND	ND	ND
March-13	ND	ND	ND	ND	ND	ND	ND	ND	ND
October-13	ND	ND	ND	ND	ND	ND	ND	ND	ND
April-14	ND	ND	ND	ND	ND	ND	ND	ND	ND
December-14	ND	ND	ND	ND	ND	ND	ND	ND	ND

ND: Non-Detect      NS: Not Sampled

Note: Asterisk indicates well was replaced immediately prior to the May 2020 event. Results shown before this date are from the original well, while results shown after this date are for the replacement well.

Event Date	CP02- PZM026	CP05- PZM019	CP05- PZM028	CP08(R)- PZM034*	CP09- PZM047	CP12- PZM052	CP14- PZM062	CP15- PZM042	CP16- PZM035
June-15	ND	ND	NS	ND	ND	ND	ND	ND	ND
December-15	ND	ND	NS	ND	ND	ND	ND	ND	ND
May-16	ND	ND	NS	ND	ND	ND	ND	ND	ND
November-16	ND	ND	NS	ND	ND	ND	ND	ND	ND
May-17	ND	ND	ND	ND	ND	ND	ND	ND	ND
November-17	ND	ND	ND	ND	ND	ND	ND	ND	ND
May-18	ND	ND	ND	ND	ND	ND	ND	ND	ND
December-18	ND	ND	ND	ND	ND	ND	ND	ND	ND
May-19	ND	ND	ND	ND	ND	ND	ND	ND	ND
November-19	ND	ND	ND	ND	ND	ND	ND	ND	ND
May-20	ND	ND	ND	ND	ND	ND	ND	ND	ND
December-20	ND	ND	ND	ND	ND	ND	ND	ND	ND
May-21	ND	ND	ND	ND	ND	ND	ND	ND	ND
October-21	ND	ND	ND	ND	ND	ND	ND	ND	ND
April-22	ND	ND	ND	ND	ND	ND	ND	ND	ND

**Parameter: Bromodichloromethane (ug/L)**

April-11	ND	ND	ND	ND	ND	ND	ND	ND	ND
August-11	ND	ND	NS	ND	ND	ND	ND	ND	ND
March-13	ND	ND	ND	ND	ND	ND	ND	ND	ND
October-13	ND	ND	ND	ND	ND	ND	ND	ND	ND
April-14	ND	ND	ND	ND	ND	ND	ND	ND	ND
December-14	ND	ND	ND	ND	ND	ND	ND	ND	ND
June-15	ND	ND	NS	ND	ND	ND	ND	ND	ND
December-15	ND	ND	NS	ND	ND	ND	ND	ND	ND
May-16	ND	ND	NS	ND	ND	ND	ND	ND	ND
November-16	ND	ND	NS	ND	ND	ND	ND	ND	ND
May-17	ND	ND	ND	ND	ND	ND	ND	ND	ND
November-17	ND	ND	ND	ND	ND	ND	ND	ND	ND
May-18	ND	ND	ND	ND	ND	ND	ND	ND	ND
December-18	ND	ND	ND	ND	ND	ND	ND	ND	ND
May-19	ND	ND	ND	ND	ND	ND	ND	ND	ND
November-19	ND	ND	ND	ND	ND	ND	ND	ND	ND
May-20	ND	ND	ND	ND	ND	ND	ND	ND	ND
December-20	ND	ND	ND	ND	ND	ND	ND	ND	ND
May-21	ND	ND	ND	ND	ND	ND	ND	ND	ND
October-21	ND	ND	ND	ND	ND	ND	ND	ND	ND
April-22	ND	ND	ND	ND	ND	ND	ND	ND	ND

**Parameter: Bromoform (ug/L)**

April-11	ND	ND	ND	ND	ND	ND	ND	ND	ND
----------	----	----	----	----	----	----	----	----	----

ND: Non-Detect      NS: Not Sampled

Note: Asterisk indicates well was replaced immediately prior to the May 2020 event. Results shown before this date are from the original well, while results shown after this date are for the replacement well.

Event Date	CP02- PZM026	CP05- PZM019	CP05- PZM028	CP08(R)- PZM034*	CP09- PZM047	CP12- PZM052	CP14- PZM062	CP15- PZM042	CP16- PZM035
August-11	ND	ND	NS	ND	ND	ND	ND	ND	ND
March-13	ND	ND	ND	ND	ND	ND	ND	ND	ND
October-13	ND	ND	ND	ND	ND	ND	ND	ND	ND
April-14	ND	ND	ND	ND	ND	ND	ND	ND	ND
December-14	ND	ND	ND	ND	ND	ND	ND	ND	ND
June-15	ND	ND	NS	ND	ND	ND	ND	ND	ND
December-15	ND	ND	NS	ND	ND	ND	ND	ND	ND
May-16	ND	ND	NS	ND	ND	ND	ND	ND	ND
November-16	ND	ND	NS	ND	ND	ND	ND	ND	ND
May-17	ND	ND	ND	ND	ND	ND	ND	ND	ND
November-17	ND	ND	ND	ND	ND	ND	ND	ND	ND
May-18	ND	ND	ND	ND	ND	ND	ND	ND	ND
December-18	ND	ND	ND	ND	ND	ND	ND	ND	ND
May-19	ND	ND	ND	ND	ND	ND	ND	ND	ND
November-19	ND	ND	ND	ND	ND	ND	ND	ND	ND
May-20	ND	ND	ND	ND	ND	ND	ND	ND	ND
December-20	ND	ND	ND	ND	ND	ND	ND	ND	ND
May-21	ND	ND	ND	ND	ND	ND	ND	ND	ND
October-21	ND	ND	ND	ND	ND	ND	ND	ND	ND
April-22	ND	ND	ND	ND	ND	ND	ND	ND	ND

**Parameter: Bromomethane (ug/L)**

April-11	ND	ND	ND	ND	ND	ND	ND	ND	ND
August-11	ND	ND	NS	ND	ND	ND	ND	ND	ND
March-13	ND	ND	5	ND	ND	ND	ND	ND	ND
October-13	ND	ND	ND	ND	ND	ND	ND	ND	ND
April-14	ND	ND	ND	ND	ND	ND	ND	ND	ND
December-14	ND	ND	ND	ND	ND	ND	ND	ND	ND
June-15	ND	ND	NS	ND	ND	ND	ND	ND	ND
December-15	ND	ND	NS	ND	ND	ND	ND	ND	ND
May-16	ND	ND	NS	ND	ND	ND	ND	ND	ND
November-16	ND	ND	NS	ND	ND	ND	ND	0.64 J	ND
May-17	ND	ND	ND	ND	ND	ND	ND	ND	ND
November-17	ND	ND	ND	ND	ND	ND	ND	ND	ND
May-18	ND	ND	ND	ND	3.6	1.2	0.99 J	ND	ND
December-18	ND	ND	ND	ND	ND	ND	ND	ND	ND
May-19	ND	ND	ND	ND	ND	ND	ND	ND	ND
November-19	ND	ND	ND	ND	ND	ND	ND	ND	ND
May-20	ND	ND	ND	ND	3.7	ND	ND	1.3 MLR1	ND
December-20	ND	ND	ND	ND	ND	ND	ND	ND	ND
May-21	ND	ND	ND	ND	ND	ND	ND	ND	ND

ND: Non-Detect      NS: Not Sampled

Note: Asterisk indicates well was replaced immediately prior to the May 2020 event. Results shown before this date are from the original well, while results shown after this date are for the replacement well.

Event Date	CP02- PZM026	CP05- PZM019	CP05- PZM028	CP08(R)- PZM034*	CP09- PZM047	CP12- PZM052	CP14- PZM062	CP15- PZM042	CP16- PZM035
------------	-----------------	-----------------	-----------------	---------------------	-----------------	-----------------	-----------------	-----------------	-----------------

October-21	ND	ND	ND	ND	ND	ND	ND	ND	ND
April-22	ND	ND	ND	ND	ND	ND	ND	ND	ND

**Parameter: Carbon Disulfide (ug/L)**

April-11	ND	ND	ND	ND	10	ND	ND	ND	ND
August-11	ND	ND	NS	ND	ND	ND	ND	ND	ND
March-13	ND	3	ND	ND	ND	ND	ND	ND	ND
October-13	ND	ND	ND	ND	ND	ND	ND	3.7	ND
April-14	ND	ND	ND	ND	ND	ND	ND	ND	ND
December-14	ND	ND	1.3	ND	ND	ND	ND	ND	ND
June-15	ND	ND	NS	ND	ND	ND	ND	ND	ND
December-15	ND	ND	NS	ND	ND	ND	ND	ND	ND
May-16	ND	0.72 J	NS	ND	ND	ND	ND	ND	ND
November-16	ND	ND	NS	ND	ND	ND	ND	ND	ND
May-17	ND	1.9	ND	ND	1.3	ND	ND	ND	2.3
November-17	ND	ND	ND	ND	ND	ND	ND	ND	ND
May-18	ND	ND	ND	ND	ND	ND	ND	ND	ND
December-18	ND	1.1	1.1	ND	ND	ND	ND	ND	ND
May-19	ND	0.8 J	ND	ND	ND	ND	ND	ND	ND
November-19	ND	ND	ND	ND	ND	ND	ND	ND	ND
May-20	ND	1.9	2.9	27.9	ND	ND	ND	ND	ND
December-20	ND	ND	ND	ND	ND	ND	ND	ND	1.1
May-21	ND	4.5 M5	ND	1.1	ND	ND	ND	ND	2.8 M5
October-21	ND	0.76 J	0.65 J	ND	ND	ND	ND	ND	ND
April-22	ND	ND	ND	ND	ND	ND	ND	ND	ND

**Parameter: Carbon Tetrachloride (ug/L)**

April-11	ND	ND	ND	ND	ND	ND	ND	ND	ND
August-11	ND	ND	NS	ND	ND	ND	ND	ND	ND
March-13	ND	ND	ND	ND	ND	ND	ND	ND	ND
October-13	ND	ND	ND	ND	ND	ND	ND	ND	ND
April-14	ND	ND	ND	ND	ND	ND	ND	ND	ND
December-14	ND	ND	ND	ND	ND	ND	ND	ND	ND
June-15	ND	ND	NS	ND	ND	ND	ND	ND	ND
December-15	ND	ND	NS	ND	ND	ND	ND	ND	ND
May-16	ND	ND	NS	ND	ND	ND	ND	ND	ND
November-16	ND	ND	NS	ND	ND	ND	ND	ND	ND
May-17	ND	ND	ND	ND	ND	ND	ND	ND	ND
November-17	ND	ND	ND	ND	ND	ND	ND	ND	ND
May-18	ND	ND	ND	ND	ND	ND	ND	ND	ND
December-18	ND	ND	ND	ND	ND	ND	ND	ND	ND

ND: Non-Detect      NS: Not Sampled

Note: Asterisk indicates well was replaced immediately prior to the May 2020 event. Results shown before this date are from the original well, while results shown after this date are for the replacement well.



Event Date	CP02- PZM026	CP05- PZM019	CP05- PZM028	CP08(R)- PZM034*	CP09- PZM047	CP12- PZM052	CP14- PZM062	CP15- PZM042	CP16- PZM035
May-19	ND	ND	ND	ND	ND	ND	ND	ND	ND
November-19	ND	ND	ND	ND	ND	ND	ND	ND	ND
May-20	ND	ND	ND	ND	ND	ND	ND	ND	ND
December-20	ND	ND	ND	ND	ND	ND	ND	ND	ND
May-21	ND	ND	ND	ND	ND	ND	ND	ND	ND
October-21	ND	ND	ND	ND	ND	ND	ND	ND	ND
April-22	ND	ND	ND	ND	ND	ND	ND	ND	ND

<b>Parameter:</b>	<b>Chlorobenzene (ug/L)</b>								
April-11	ND	ND	ND	ND	ND	ND	ND	ND	ND
August-11	ND	ND	NS	ND	ND	ND	ND	ND	ND
March-13	ND	ND	ND	ND	ND	ND	ND	ND	ND
October-13	ND	ND	ND	ND	ND	ND	ND	ND	ND
April-14	ND	ND	ND	ND	ND	ND	ND	ND	ND
December-14	ND	ND	ND	ND	ND	ND	ND	ND	ND
June-15	ND	ND	NS	ND	ND	ND	ND	ND	ND
December-15	ND	ND	NS	ND	ND	ND	ND	ND	ND
May-16	ND	ND	NS	ND	ND	ND	ND	ND	ND
November-16	ND	ND	NS	ND	ND	ND	ND	ND	ND
May-17	ND	ND	ND	ND	ND	ND	ND	ND	ND
November-17	ND	ND	ND	ND	ND	ND	ND	ND	ND
May-18	ND	ND	ND	ND	ND	ND	ND	ND	ND
December-18	ND	ND	ND	ND	ND	ND	ND	ND	ND
May-19	ND	ND	ND	ND	ND	ND	ND	ND	ND
November-19	ND	ND	ND	ND	ND	ND	ND	ND	ND
May-20	ND	ND	ND	ND	ND	ND	ND	ND	ND
December-20	ND	ND	ND	ND	ND	ND	ND	ND	ND
May-21	ND	ND	ND	ND	ND	ND	ND	ND	ND
October-21	ND	ND	ND	ND	ND	ND	ND	ND	ND
April-22	ND	ND	ND	ND	ND	ND	ND	ND	ND

<b>Parameter:</b>	<b>Chloroethane (ug/L)</b>								
April-11	ND	ND	ND	ND	ND	ND	ND	ND	ND
August-11	ND	ND	NS	ND	ND	ND	ND	ND	ND
March-13	ND	ND	ND	ND	ND	ND	ND	ND	ND
October-13	ND	ND	ND	ND	ND	ND	ND	ND	ND
April-14	ND	ND	ND	ND	ND	ND	ND	ND	ND
December-14	ND	ND	ND	ND	ND	ND	ND	ND	ND
June-15	ND	ND	NS	ND	ND	ND	ND	ND	ND
December-15	ND	ND	NS	ND	ND	ND	ND	ND	ND
May-16	ND	ND	NS	ND	ND	ND	ND	ND	ND

ND: Non-Detect      NS: Not Sampled

Note: Asterisk indicates well was replaced immediately prior to the May 2020 event. Results shown before this date are from the original well, while results shown after this date are for the replacement well.

Event Date	CP02- PZM026	CP05- PZM019	CP05- PZM028	CP08(R)- PZM034*	CP09- PZM047	CP12- PZM052	CP14- PZM062	CP15- PZM042	CP16- PZM035
November-16	ND	ND	NS	ND	ND	ND	ND	ND	ND
May-17	ND	ND	ND	ND	ND	ND	ND	ND	ND
November-17	ND	ND	ND	ND	ND	ND	ND	ND	ND
May-18	ND	ND	ND	ND	ND	ND	ND	ND	ND
December-18	ND	ND	ND	ND	ND	ND	ND	ND	ND
May-19	ND	ND	ND	ND	ND	ND	ND	ND	ND
November-19	ND	ND	ND	ND	ND	ND	ND	ND	ND
May-20	ND	ND	ND	ND	ND	ND	ND	ND	ND
December-20	ND	ND	ND	ND	ND	ND	ND	ND	ND
May-21	ND	ND	ND	ND	ND	ND	ND	ND	ND
October-21	ND	ND	ND	ND	ND	ND	ND	ND	ND
April-22	ND	ND	ND	ND	ND	ND	ND	ND	1.1

**Parameter: Chloroform (ug/L)**

April-11	ND	ND	ND	ND	ND	ND	ND	ND	ND
August-11	ND	ND	NS	ND	ND	ND	ND	ND	ND
March-13	ND	ND	ND	ND	ND	ND	ND	ND	ND
October-13	ND	ND	ND	ND	ND	ND	ND	ND	ND
April-14	ND	ND	ND	ND	ND	ND	ND	ND	ND
December-14	ND	ND	ND	ND	ND	ND	ND	ND	ND
June-15	ND	ND	NS	ND	ND	ND	ND	ND	ND
December-15	ND	ND	NS	ND	ND	ND	ND	ND	ND
May-16	ND	ND	NS	ND	ND	ND	ND	ND	ND
November-16	ND	ND	NS	ND	ND	ND	ND	ND	ND
May-17	ND	ND	ND	ND	ND	ND	ND	ND	ND
November-17	ND	ND	ND	ND	ND	ND	ND	ND	ND
May-18	ND	ND	ND	ND	ND	ND	ND	ND	ND
December-18	ND	ND	ND	ND	ND	ND	ND	ND	ND
May-19	ND	ND	ND	ND	ND	ND	ND	ND	ND
November-19	ND	ND	ND	ND	ND	ND	ND	ND	ND
May-20	ND	ND	ND	ND	ND	ND	ND	ND	ND
December-20	ND	ND	ND	ND	ND	ND	ND	ND	ND
May-21	ND	ND	ND	ND	ND	ND	ND	ND	ND
October-21	ND	ND	ND	ND	ND	ND	ND	ND	ND
April-22	ND	ND	ND	ND	ND	ND	ND	ND	ND

**Parameter: Chloromethane (ug/L)**

April-11	ND	ND	ND	ND	ND	ND	ND	ND	ND
August-11	ND	ND	NS	ND	ND	ND	ND	ND	ND
March-13	ND	ND	1.3	ND	ND	ND	ND	ND	ND
October-13	ND	ND	ND	ND	ND	ND	ND	ND	ND

ND: Non-Detect      NS: Not Sampled

Note: Asterisk indicates well was replaced immediately prior to the May 2020 event. Results shown before this date are from the original well, while results shown after this date are for the replacement well.



Event Date	CP02- PZM026	CP05- PZM019	CP05- PZM028	CP08(R)- PZM034*	CP09- PZM047	CP12- PZM052	CP14- PZM062	CP15- PZM042	CP16- PZM035
April-14	ND	1.4	ND	ND	ND	ND	ND	ND	ND
December-14	ND	ND	ND	ND	ND	ND	ND	ND	ND
June-15	ND	ND	NS	ND	ND	ND	ND	ND	ND
December-15	ND	ND	NS	ND	ND	ND	ND	ND	ND
May-16	ND	ND	NS	ND	ND	ND	ND	ND	ND
November-16	ND	ND	NS	ND	ND	ND	ND	ND	ND
May-17	ND	ND	ND	ND	ND	ND	ND	ND	ND
November-17	ND	ND	ND	ND	ND	ND	ND	ND	ND
May-18	1 B	ND	ND	ND	ND	2.8 B	2	ND	ND
December-18	ND	ND	ND	ND	ND	ND	ND	ND	ND
May-19	ND	ND	ND	ND	ND	ND	ND	ND	ND
November-19	ND	ND	ND	ND	ND	ND	ND	ND	ND
May-20	ND	ND	ND	ND	2.5	ND	ND	ND	ND
December-20	ND	ND	ND	ND	ND	ND	ND	ND	ND
May-21	ND	ND	ND	ND	ND	ND	ND	ND	ND
October-21	ND	ND	ND	ND	ND	ND	ND	ND	ND
April-22	ND	ND	ND	ND	ND	ND	ND	ND	ND

**Parameter:** cis-1,2-Dichloroethene (ug/L)

April-11	ND	ND	ND	ND	ND	ND	ND	ND	ND
August-11	ND	ND	NS	ND	ND	ND	ND	ND	ND
March-13	ND	ND	ND	ND	ND	ND	ND	ND	ND
October-13	ND	ND	ND	ND	ND	ND	ND	ND	ND
April-14	ND	ND	ND	ND	ND	ND	ND	ND	ND
December-14	ND	ND	ND	ND	ND	ND	ND	ND	ND
June-15	ND	ND	NS	ND	ND	ND	ND	ND	ND
December-15	0.68 J	ND	NS	0.85 J	ND	ND	ND	ND	ND
May-16	ND	ND	NS	ND	ND	ND	ND	ND	ND
November-16	ND	ND	NS	ND	ND	ND	ND	ND	ND
May-17	ND	ND	ND	ND	ND	ND	ND	ND	ND
November-17	ND	ND	ND	ND	ND	ND	ND	ND	ND
May-18	ND	ND	ND	ND	ND	ND	ND	ND	ND
December-18	ND	ND	ND	ND	ND	ND	ND	ND	ND
May-19	ND	ND	ND	ND	ND	ND	ND	ND	ND
November-19	ND	ND	ND	ND	ND	ND	ND	ND	ND
May-20	ND	ND	ND	ND	ND	ND	ND	ND	ND
December-20	ND	ND	ND	ND	ND	ND	ND	ND	ND
May-21	ND	ND	ND	ND	ND	ND	ND	ND	ND
October-21	ND	ND	ND	ND	ND	ND	ND	ND	ND
April-22	ND	ND	ND	ND	ND	ND	ND	ND	ND

ND: Non-Detect      NS: Not Sampled

Note: Asterisk indicates well was replaced immediately prior to the May 2020 event. Results shown before this date are from the original well, while results shown after this date are for the replacement well.

Event Date	CP02- PZM026	CP05- PZM019	CP05- PZM028	CP08(R)- PZM034*	CP09- PZM047	CP12- PZM052	CP14- PZM062	CP15- PZM042	CP16- PZM035
------------	-----------------	-----------------	-----------------	---------------------	-----------------	-----------------	-----------------	-----------------	-----------------

**Parameter:** cis-1,3-Dichloropropene (ug/L)

April-11	ND	ND	ND	ND	ND	ND	ND	ND	ND
August-11	ND	ND	NS	ND	ND	ND	ND	ND	ND
March-13	ND	ND	ND	ND	ND	ND	ND	ND	ND
October-13	ND	ND	ND	ND	ND	ND	ND	ND	ND
April-14	ND	ND	ND	ND	ND	ND	ND	ND	ND
December-14	ND	ND	ND	ND	ND	ND	ND	ND	ND
June-15	ND	ND	NS	ND	ND	ND	ND	ND	ND
December-15	ND	ND	NS	ND	ND	ND	ND	ND	ND
May-16	ND	ND	NS	ND	ND	ND	ND	ND	ND
November-16	ND	ND	NS	ND	ND	ND	ND	ND	ND
May-17	ND	ND	ND	ND	ND	ND	ND	ND	ND
November-17	ND	ND	ND	ND	ND	ND	ND	ND	ND
May-18	ND	ND	ND	ND	ND	ND	ND	ND	ND
December-18	ND	ND	ND	ND	ND	ND	ND	ND	ND
May-19	ND	ND	ND	ND	ND	ND	ND	ND	ND
November-19	ND	ND	ND	ND	ND	ND	ND	ND	ND
May-20	ND	ND	ND	ND	ND	ND	ND	ND	ND
December-20	ND	ND	ND	ND	ND	ND	ND	ND	ND
May-21	ND	ND	ND	ND	ND	ND	ND	ND	ND
October-21	ND	ND	ND	ND	ND	ND	ND	ND	ND
April-22	ND	ND	ND	ND	ND	ND	ND	ND	ND

**Parameter:** Dibromochloromethane (ug/L)

April-11	ND	ND	ND	ND	ND	ND	ND	ND	ND
August-11	ND	ND	NS	ND	ND	ND	ND	ND	ND
March-13	ND	ND	ND	ND	ND	ND	ND	ND	ND
October-13	ND	ND	ND	ND	ND	ND	ND	ND	ND
April-14	ND	ND	ND	ND	ND	ND	ND	ND	ND
December-14	ND	ND	ND	ND	ND	ND	ND	ND	ND
June-15	ND	ND	NS	ND	ND	ND	ND	ND	ND
December-15	ND	ND	NS	ND	ND	ND	ND	ND	ND
May-16	ND	ND	NS	ND	ND	ND	ND	ND	ND
November-16	ND	ND	NS	ND	ND	ND	ND	ND	ND
May-17	ND	ND	ND	ND	ND	ND	ND	ND	ND
November-17	ND	ND	ND	ND	ND	ND	ND	ND	ND
May-18	ND	ND	ND	ND	ND	ND	ND	ND	ND
December-18	ND	ND	ND	ND	ND	ND	ND	ND	ND
May-19	ND	ND	ND	ND	ND	ND	ND	ND	ND
November-19	ND	ND	ND	ND	ND	ND	ND	ND	ND

ND: Non-Detect      NS: Not Sampled

Note: Asterisk indicates well was replaced immediately prior to the May 2020 event. Results shown before this date are from the original well, while results shown after this date are for the replacement well.

Event Date	CP02- PZM026	CP05- PZM019	CP05- PZM028	CP08(R)- PZM034*	CP09- PZM047	CP12- PZM052	CP14- PZM062	CP15- PZM042	CP16- PZM035
May-20	ND	ND	ND	ND	ND	ND	ND	ND	ND
December-20	ND	ND	ND	ND	ND	ND	ND	ND	ND
May-21	ND	ND	ND	ND	ND	ND	ND	ND	ND
October-21	ND	ND	ND	ND	ND	ND	ND	ND	ND
April-22	ND	ND	ND	ND	ND	ND	ND	ND	ND

**Parameter: Dibromomethane (ug/L)**

April-11	ND	ND	ND	ND	ND	ND	ND	ND	ND
August-11	ND	ND	NS	ND	ND	ND	ND	ND	ND
March-13	ND	ND	ND	ND	ND	ND	ND	ND	ND
October-13	ND	ND	ND	ND	ND	ND	ND	ND	ND
April-14	ND	ND	ND	ND	ND	ND	ND	ND	ND
December-14	ND	ND	ND	ND	ND	ND	ND	ND	ND
June-15	ND	ND	NS	ND	ND	ND	ND	ND	ND
December-15	ND	ND	NS	ND	ND	ND	ND	ND	ND
May-16	ND	ND	NS	ND	ND	ND	ND	ND	ND
November-16	ND	ND	NS	ND	ND	ND	ND	ND	ND
May-17	ND	ND	ND	ND	ND	ND	ND	ND	ND
November-17	ND	ND	ND	ND	ND	ND	ND	ND	ND
May-18	ND	ND	ND	ND	ND	ND	ND	ND	ND
December-18	ND	ND	ND	ND	ND	ND	ND	ND	ND
May-19	ND	ND	ND	ND	ND	ND	ND	ND	ND
November-19	ND	ND	ND	ND	ND	ND	ND	ND	ND
May-20	ND	ND	ND	ND	ND	ND	ND	ND	ND
December-20	ND	ND	ND	ND	ND	ND	ND	ND	ND
May-21	ND	ND	ND	ND	ND	ND	ND	ND	ND
October-21	ND	ND	ND	ND	ND	ND	ND	ND	ND
April-22	ND	ND	ND	ND	ND	ND	ND	ND	ND

**Parameter: Ethylbenzene (ug/L)**

April-11	ND	ND	1.4	ND	ND	ND	ND	ND	1.1
August-11	ND	ND	NS	ND	ND	ND	ND	ND	ND
March-13	ND	ND	ND	ND	ND	ND	ND	ND	ND
October-13	ND	1.5	1.5	ND	ND	ND	ND	ND	1
April-14	ND	1.9	1	ND	ND	ND	ND	ND	1.4
December-14	ND	1.6	ND	ND	ND	ND	ND	ND	1.7
June-15	ND	1.3	NS	ND	ND	ND	ND	ND	1.3
December-15	ND	1.4	NS	ND	ND	ND	ND	ND	1.4
May-16	ND	1.4	NS	ND	ND	0.66 J	ND	ND	1.2
November-16	ND	1.2	NS	ND	ND	ND	ND	ND	0.91 J
May-17	ND	0.98 J	1.4	ND	ND	ND	ND	ND	0.97 J

ND: Non-Detect      NS: Not Sampled

Note: Asterisk indicates well was replaced immediately prior to the May 2020 event. Results shown before this date are from the original well, while results shown after this date are for the replacement well.

Event Date	CP02- PZM026	CP05- PZM019	CP05- PZM028	CP08(R)- PZM034*	CP09- PZM047	CP12- PZM052	CP14- PZM062	CP15- PZM042	CP16- PZM035
November-17	ND	0.96 J	0.63 J	ND	ND	ND	ND	ND	1.1
May-18	ND	0.34 J	ND	ND	ND	ND	ND	ND	0.53 J
December-18	ND	1.6	0.89 J	ND	ND	ND	ND	ND	0.95 J
May-19	ND	1.1	0.61 J	ND	ND	ND	ND	ND	1.3
November-19	ND	0.92 JIH	1 IH	ND	ND	ND	ND	ND	1.1 IH
May-20	ND	ND	ND	ND	ND	ND	ND	ND	0.64 J
December-20	ND	1.4	ND	ND	ND	ND	ND	ND	1.2
May-21	ND	1 M5	1.2	35.3	ND	ND	ND	ND	1.1 M5
October-21	ND	1.1	0.98 J	ND	ND	ND	ND	ND	0.92 J
April-22	ND	0.8 J	0.94 J	ND	ND	ND	ND	ND	1.1

**Parameter: Iodomethane (ug/L)**

April-11	ND	ND	ND	ND	ND	ND	ND	ND	ND
August-11	ND	ND	NS	ND	ND	ND	ND	ND	ND
March-13	ND	ND	ND	ND	ND	ND	ND	ND	ND
October-13	ND	ND	ND	ND	ND	ND	ND	ND	ND
April-14	ND	ND	ND	ND	ND	ND	ND	ND	ND
December-14	ND	ND	ND	ND	ND	ND	ND	ND	ND
June-15	ND	ND	NS	ND	ND	ND	ND	ND	ND
December-15	ND	ND	NS	ND	ND	ND	ND	ND	7.3 JB
May-16	ND	ND	NS	ND	ND	ND	ND	ND	ND
November-16	ND	ND	NS	ND	ND	ND	ND	ND	ND
May-17	ND	ND	ND	ND	ND	ND	ND	ND	ND
November-17	ND	ND	ND	ND	ND	ND	ND	ND	ND
May-18	ND	ND	ND	ND	ND	ND	ND	ND	ND
December-18	ND	ND	ND	ND	ND	ND	ND	ND	ND
May-19	ND	ND	ND	ND	ND	ND	ND	ND	ND
November-19	ND	ND	ND	ND	ND	ND	ND	ND	ND
May-20	ND	ND	ND	ND	ND	ND	ND	ND	ND
December-20	ND	ND	ND	ND	ND	ND	ND	ND	ND
May-21	ND	ND	ND	ND	ND	ND	ND	ND	ND
October-21	ND	ND	ND	ND	ND	ND	ND	ND	ND
April-22	ND	ND	ND	ND	ND	ND	ND	ND	ND

**Parameter: Methyl tertiary-butyl ether (ug/L)**

April-11	ND	ND	ND	ND	ND	ND	ND	ND	ND
August-11	ND	ND	NS	ND	ND	ND	ND	ND	ND
March-13	ND	ND	ND	ND	ND	ND	ND	ND	ND
October-13	ND	ND	ND	ND	ND	ND	ND	ND	ND
April-14	ND	ND	ND	ND	ND	ND	ND	ND	ND
December-14	ND	ND	ND	ND	ND	ND	ND	ND	ND

ND: Non-Detect      NS: Not Sampled

Note: Asterisk indicates well was replaced immediately prior to the May 2020 event. Results shown before this date are from the original well, while results shown after this date are for the replacement well.

Event Date	CP02-PZM026	CP05-PZM019	CP05-PZM028	CP08(R)-PZM034*	CP09-PZM047	CP12-PZM052	CP14-PZM062	CP15-PZM042	CP16-PZM035
June-15	ND	ND	NS	ND	ND	ND	ND	ND	ND
December-15	ND	ND	NS	ND	ND	ND	ND	ND	ND
May-16	ND	ND	NS	ND	ND	ND	ND	ND	ND
November-16	ND	ND	NS	ND	ND	ND	ND	ND	ND
May-17	ND	ND	ND	ND	ND	ND	ND	ND	ND
November-17	ND	ND	ND	ND	ND	ND	ND	ND	ND
May-18	ND	ND	ND	ND	ND	ND	ND	ND	ND
December-18	ND	ND	ND	ND	ND	ND	ND	ND	ND
May-19	ND	ND	ND	ND	ND	ND	ND	ND	ND
November-19	ND	ND	ND	ND	ND	ND	ND	ND	ND
May-20	ND	ND	ND	ND	ND	ND	ND	ND	ND
December-20	ND	ND	ND	ND	ND	ND	ND	ND	ND
May-21	ND	ND	ND	ND	ND	ND	ND	ND	ND
October-21	ND	ND	ND	ND	ND	ND	ND	ND	ND
April-22	ND	ND	ND	ND	ND	ND	ND	ND	ND

**Parameter: Methylene Chloride (ug/L)**

April-11	ND	ND	ND	ND	ND	ND	ND	ND	ND
August-11	ND	ND	NS	ND	ND	ND	ND	ND	ND
March-13	ND	ND	ND	ND	ND	ND	ND	ND	ND
October-13	ND	ND	ND	ND	ND	ND	ND	ND	ND
April-14	ND	ND	ND	ND	ND	ND	ND	ND	ND
December-14	ND	ND	ND	ND	ND	ND	ND	ND	ND
June-15	ND	ND	NS	ND	ND	ND	ND	ND	ND
December-15	ND	ND	NS	ND	ND	ND	ND	ND	ND
May-16	ND	ND	NS	ND	ND	ND	ND	ND	ND
November-16	ND	ND	NS	ND	ND	ND	ND	ND	ND
May-17	ND	ND	ND	ND	ND	ND	ND	ND	ND
November-17	ND	ND	ND	ND	ND	ND	ND	ND	ND
May-18	ND	ND	ND	ND	ND	ND	ND	ND	ND
December-18	ND	2.8	2.5	ND	2	ND	ND	ND	ND
May-19	ND	ND	ND	ND	ND	ND	ND	ND	ND
November-19	ND	ND	ND	ND	ND	ND	ND	ND	ND
May-20	ND	ND	ND	2.2	ND	ND	ND	ND	ND
December-20	0.86 J	ND	ND	ND	ND	ND	ND	ND	ND
May-21	ND	ND	ND	ND	ND	ND	ND	ND	ND
October-21	ND	ND	ND	ND	ND	ND	ND	ND	ND
April-22	ND	ND	ND	ND	ND	ND	ND	ND	ND

**Parameter: Styrene (ug/L)**

April-11	ND	ND	ND	ND	ND	ND	ND	ND	ND
----------	----	----	----	----	----	----	----	----	----

ND: Non-Detect      NS: Not Sampled

Note: Asterisk indicates well was replaced immediately prior to the May 2020 event. Results shown before this date are from the original well, while results shown after this date are for the replacement well.

Event Date	CP02- PZM026	CP05- PZM019	CP05- PZM028	CP08(R)- PZM034*	CP09- PZM047	CP12- PZM052	CP14- PZM062	CP15- PZM042	CP16- PZM035
August-11	ND	ND	NS	ND	ND	ND	ND	ND	ND
March-13	ND	ND	ND	ND	ND	ND	ND	ND	ND
October-13	ND	ND	ND	ND	ND	ND	ND	ND	ND
April-14	ND	ND	ND	ND	ND	ND	ND	ND	ND
December-14	ND	ND	ND	ND	ND	ND	ND	ND	ND
June-15	ND	ND	NS	ND	ND	ND	ND	ND	ND
December-15	ND	ND	NS	ND	ND	ND	ND	ND	ND
May-16	ND	ND	NS	ND	ND	ND	ND	ND	ND
November-16	ND	ND	NS	ND	ND	ND	ND	ND	ND
May-17	ND	ND	ND	ND	ND	ND	ND	ND	ND
November-17	ND	ND	ND	ND	ND	ND	ND	ND	ND
May-18	ND	ND	ND	ND	ND	ND	ND	ND	ND
December-18	ND	ND	ND	ND	ND	ND	ND	ND	ND
May-19	ND	ND	ND	ND	ND	ND	ND	ND	ND
November-19	ND	ND	ND	ND	ND	ND	ND	ND	ND
May-20	ND	ND	ND	ND	ND	ND	ND	ND	ND
December-20	ND	ND	ND	ND	ND	ND	ND	ND	ND
May-21	ND	ND	ND	ND	ND	ND	ND	ND	ND
October-21	ND	0.82 J	ND	ND	ND	ND	ND	ND	ND
April-22	ND	ND	ND	ND	ND	ND	ND	ND	ND

**Parameter: Tetrachloroethene (ug/L)**

April-11	ND	ND	ND	ND	ND	ND	ND	ND	ND
August-11	ND	ND	NS	ND	ND	ND	ND	ND	ND
March-13	ND	ND	ND	ND	ND	ND	ND	ND	ND
October-13	ND	ND	ND	ND	ND	ND	ND	ND	ND
April-14	ND	ND	ND	ND	ND	ND	ND	ND	ND
December-14	ND	ND	ND	ND	ND	ND	ND	ND	ND
June-15	ND	ND	NS	ND	ND	ND	ND	ND	ND
December-15	ND	ND	NS	ND	ND	ND	ND	ND	ND
May-16	ND	ND	NS	ND	ND	ND	ND	ND	ND
November-16	ND	ND	NS	ND	ND	ND	ND	ND	ND
May-17	ND	ND	ND	ND	ND	ND	ND	ND	ND
November-17	ND	ND	ND	ND	ND	ND	ND	ND	ND
May-18	ND	ND	ND	ND	ND	ND	ND	ND	ND
December-18	ND	ND	ND	ND	ND	ND	ND	ND	ND
May-19	ND	ND	ND	ND	ND	ND	ND	ND	ND
November-19	ND	ND	ND	ND	ND	ND	ND	ND	ND
May-20	ND	ND	ND	ND	ND	ND	ND	ND	ND
December-20	ND	ND	ND	ND	ND	ND	ND	ND	ND
May-21	ND	ND	ND	ND	ND	ND	ND	ND	ND

ND: Non-Detect      NS: Not Sampled

Note: Asterisk indicates well was replaced immediately prior to the May 2020 event. Results shown before this date are from the original well, while results shown after this date are for the replacement well.



Event Date	CP02- PZM026	CP05- PZM019	CP05- PZM028	CP08(R)- PZM034*	CP09- PZM047	CP12- PZM052	CP14- PZM062	CP15- PZM042	CP16- PZM035
------------	-----------------	-----------------	-----------------	---------------------	-----------------	-----------------	-----------------	-----------------	-----------------

October-21	ND	ND	ND	ND	ND	ND	ND	ND	ND
April-22	ND	ND	ND	ND	ND	ND	ND	ND	ND

---

**Parameter: Toluene (ug/L)**

---

April-11	ND	9.8	17	ND	ND	ND	ND	ND	14
August-11	ND	ND	NS	ND	ND	ND	ND	ND	15
March-13	ND	8.8	ND	ND	ND	ND	ND	ND	14.6
October-13	ND	8	17.9	ND	ND	ND	ND	ND	16.7
April-14	ND	10.4	7.2	ND	ND	ND	ND	ND	18.8
December-14	ND	12.2	7.2	1.4	ND	ND	ND	ND	21
June-15	ND	8.6	NS	ND	ND	ND	ND	ND	18.1
December-15	ND	9.7	NS	2.2	ND	ND	ND	ND	18.6
May-16	ND	9.4	NS	ND	ND	0.38 J	ND	ND	17
November-16	ND	9.8	NS	ND	ND	ND	ND	0.75 J	13.9
May-17	0.22 J	11.8	6.7	ND	ND	ND	0.43 J	ND	15.3
November-17	ND	9.7	6.1	ND	ND	ND	ND	ND	16.7
May-18	ND	1.8	0.84 J	ND	ND	ND	ND	0.46 J	8.1
December-18	ND	8.8	4.5	9.1	ND	ND	ND	0.53 J	13.3
May-19	ND	9.3	2.8	ND	ND	ND	ND	0.59 J	15.4
November-19	ND	8.5	6.3	ND	ND	ND	ND	ND	17.8
May-20	ND	1	8.7	ND	ND	ND	ND	0.66 J	8.8
December-20	ND	8.6	4.7	ND	ND	ND	ND	0.64 J	17.2
May-21	ND	5.5 M5	5.4	304	ND	ND	ND	ND	18.6 M5
October-21	ND	9	6.1	0.4 J	ND	ND	ND	1.1	14.6
April-22	ND	4.5	8	0.81 J	ND	ND	ND	0.58 J	18.9

---

**Parameter: trans-1,2-Dichloroethene (ug/L)**

---

April-11	ND	ND	ND	ND	ND	ND	ND	ND	ND
August-11	ND	ND	NS	ND	ND	ND	ND	ND	ND
March-13	ND	ND	ND	ND	ND	ND	ND	ND	ND
October-13	ND	ND	ND	ND	ND	ND	ND	ND	ND
April-14	ND	ND	ND	ND	ND	ND	ND	ND	ND
December-14	ND	ND	ND	ND	ND	ND	ND	ND	ND
June-15	ND	ND	NS	ND	ND	ND	ND	ND	ND
December-15	ND	ND	NS	ND	ND	ND	ND	ND	ND
May-16	ND	ND	NS	ND	ND	ND	ND	ND	ND
November-16	ND	ND	NS	ND	ND	ND	ND	ND	ND
May-17	ND	ND	ND	ND	ND	ND	ND	ND	ND
November-17	ND	ND	ND	ND	ND	ND	ND	ND	ND
May-18	ND	ND	ND	ND	ND	ND	ND	ND	ND
December-18	ND	ND	ND	ND	ND	ND	ND	ND	ND

ND: Non-Detect      NS: Not Sampled

Note: Asterisk indicates well was replaced immediately prior to the May 2020 event. Results shown before this date are from the original well, while results shown after this date are for the replacement well.



Event Date	CP02-PZM026	CP05-PZM019	CP05-PZM028	CP08(R)-PZM034*	CP09-PZM047	CP12-PZM052	CP14-PZM062	CP15-PZM042	CP16-PZM035
May-19	ND	ND	ND	ND	ND	ND	ND	ND	ND
November-19	ND	ND	ND	ND	ND	ND	ND	ND	ND
May-20	ND	ND	ND	ND	ND	ND	ND	ND	ND
December-20	ND	ND	ND	ND	ND	ND	ND	ND	ND
May-21	ND	ND	ND	ND	ND	ND	ND	ND	ND
October-21	ND	ND	ND	ND	ND	ND	ND	ND	ND
April-22	ND	ND	ND	ND	ND	ND	ND	ND	ND

**Parameter: trans-1,3-Dichloropropene (ug/L)**

April-11	ND	ND	ND	ND	ND	ND	ND	ND	ND
August-11	ND	ND	NS	ND	ND	ND	ND	ND	ND
March-13	ND	ND	ND	ND	ND	ND	ND	ND	ND
October-13	ND	ND	ND	ND	ND	ND	ND	ND	ND
April-14	ND	ND	ND	ND	ND	ND	ND	ND	ND
December-14	ND	ND	ND	ND	ND	ND	ND	ND	ND
June-15	ND	ND	NS	ND	ND	ND	ND	ND	ND
December-15	ND	ND	NS	ND	ND	ND	ND	ND	ND
May-16	ND	ND	NS	ND	ND	ND	ND	ND	ND
November-16	ND	ND	NS	ND	ND	ND	ND	ND	ND
May-17	ND	ND	ND	ND	ND	ND	ND	ND	ND
November-17	ND	ND	ND	ND	ND	ND	ND	ND	ND
May-18	ND	ND	ND	ND	ND	ND	ND	ND	ND
December-18	ND	ND	ND	ND	ND	ND	ND	ND	ND
May-19	ND	ND	ND	ND	ND	ND	ND	ND	ND
November-19	ND	ND	ND	ND	ND	ND	ND	ND	ND
May-20	ND	ND	ND	ND	ND	ND	ND	ND	ND
December-20	ND	ND	ND	ND	ND	ND	ND	ND	ND
May-21	ND	ND	ND	ND	ND	ND	ND	ND	ND
October-21	ND	ND	ND	ND	ND	ND	ND	ND	ND
April-22	ND	ND	ND	ND	ND	ND	ND	ND	ND

**Parameter: trans-1,4-Dichloro-2-butene (ug/L)**

April-11	ND	ND	ND	ND	ND	ND	ND	ND	ND
August-11	ND	ND	NS	ND	ND	ND	ND	ND	ND
March-13	ND	ND	ND	ND	ND	ND	ND	ND	ND
October-13	ND	ND	ND	ND	ND	ND	ND	ND	ND
April-14	ND	ND	ND	ND	ND	ND	ND	ND	ND
December-14	ND	ND	ND	ND	ND	ND	ND	ND	ND
June-15	ND	ND	NS	ND	ND	ND	ND	ND	ND
December-15	ND	ND	NS	ND	ND	ND	ND	ND	ND
May-16	ND	ND	NS	ND	ND	ND	ND	ND	ND

ND: Non-Detect      NS: Not Sampled

Note: Asterisk indicates well was replaced immediately prior to the May 2020 event. Results shown before this date are from the original well, while results shown after this date are for the replacement well.

Event Date	CP02- PZM026	CP05- PZM019	CP05- PZM028	CP08(R)- PZM034*	CP09- PZM047	CP12- PZM052	CP14- PZM062	CP15- PZM042	CP16- PZM035
November-16	ND	ND	NS	ND	ND	ND	ND	ND	ND
May-17	ND	ND	ND	ND	ND	ND	ND	ND	ND
November-17	ND	ND	ND	ND	ND	ND	ND	ND	ND
May-18	ND	ND	ND	ND	ND	ND	ND	ND	ND
December-18	ND	ND	ND	ND	ND	ND	ND	ND	ND
May-19	ND	ND	ND	ND	ND	ND	ND	ND	ND
November-19	ND	ND	ND	ND	ND	ND	ND	ND	ND
May-20	ND	ND	ND	ND	ND	ND	ND	ND	ND
December-20	ND	ND	ND	ND	ND	ND	ND	ND	ND
May-21	ND	ND	ND	ND	ND	ND	ND	ND	ND
October-21	ND	ND	ND	ND	ND	ND	ND	ND	ND
April-22	ND	ND	ND	ND	ND	ND	ND	ND	ND

**Parameter: Trichloroethene (ug/L)**

April-11	ND	ND	ND	ND	ND	ND	ND	ND	ND
August-11	ND	ND	NS	ND	ND	ND	ND	ND	ND
March-13	ND	ND	ND	ND	ND	ND	ND	ND	ND
October-13	ND	ND	ND	ND	ND	ND	ND	ND	ND
April-14	ND	ND	ND	ND	ND	ND	ND	ND	ND
December-14	ND	ND	ND	ND	ND	ND	ND	ND	ND
June-15	ND	ND	NS	ND	ND	ND	ND	ND	ND
December-15	ND	ND	NS	ND	ND	ND	ND	ND	ND
May-16	ND	1.7	NS	ND	0.67 J	0.37 J	ND	3.1	ND
November-16	ND	ND	NS	ND	ND	ND	ND	ND	ND
May-17	ND	ND	ND	ND	ND	ND	ND	ND	ND
November-17	ND	ND	ND	ND	ND	ND	ND	ND	ND
May-18	ND	ND	ND	ND	ND	ND	ND	ND	ND
December-18	ND	ND	ND	ND	ND	ND	ND	ND	ND
May-19	ND	ND	ND	ND	ND	ND	ND	ND	ND
November-19	ND	ND	ND	ND	ND	ND	ND	ND	ND
May-20	ND	ND	ND	ND	ND	ND	ND	ND	ND
December-20	ND	ND	ND	ND	ND	ND	ND	ND	ND
May-21	ND	ND	ND	ND	ND	ND	ND	ND	ND
October-21	ND	ND	ND	ND	ND	ND	ND	ND	ND
April-22	ND	ND	ND	ND	ND	ND	ND	ND	ND

**Parameter: Trichlorofluoromethane (ug/L)**

April-11	ND	ND	ND	ND	ND	ND	ND	ND	ND
August-11	ND	ND	NS	ND	ND	ND	ND	ND	ND
March-13	ND	ND	ND	ND	ND	ND	ND	ND	ND
October-13	ND	ND	ND	ND	ND	ND	ND	ND	ND

ND: Non-Detect      NS: Not Sampled

Note: Asterisk indicates well was replaced immediately prior to the May 2020 event. Results shown before this date are from the original well, while results shown after this date are for the replacement well.

Event Date	CP02- PZM026	CP05- PZM019	CP05- PZM028	CP08(R)- PZM034*	CP09- PZM047	CP12- PZM052	CP14- PZM062	CP15- PZM042	CP16- PZM035
April-14	ND	ND	ND	ND	ND	ND	ND	ND	ND
December-14	ND	ND	ND	ND	ND	ND	ND	ND	ND
June-15	ND	ND	NS	ND	ND	ND	ND	ND	ND
December-15	ND	ND	NS	ND	ND	ND	ND	ND	ND
May-16	ND	ND	NS	ND	ND	ND	ND	ND	ND
November-16	ND	ND	NS	ND	ND	ND	ND	ND	ND
May-17	ND	ND	ND	ND	ND	ND	ND	ND	ND
November-17	ND	ND	ND	ND	ND	ND	ND	ND	ND
May-18	ND	ND	ND	ND	ND	ND	ND	ND	ND
December-18	ND	ND	ND	ND	ND	ND	ND	ND	ND
May-19	ND	ND	ND	ND	ND	ND	ND	ND	ND
November-19	ND	ND	ND	ND	ND	ND	ND	ND	ND
May-20	ND	ND	ND	ND	ND	ND	ND	ND	ND
December-20	ND	ND	ND	ND	ND	ND	ND	ND	ND
May-21	ND	ND	ND	ND	ND	ND	ND	ND	ND
October-21	ND	ND	ND	ND	ND	ND	ND	ND	ND
April-22	ND	ND	ND	ND	ND	ND	ND	ND	ND

**Parameter: Vinyl Acetate (ug/L)**

April-11	ND	ND	ND	ND	ND	ND	ND	ND	ND
August-11	ND	ND	NS	ND	ND	ND	ND	ND	ND
March-13	ND	ND	ND	ND	ND	ND	ND	ND	ND
October-13	ND	ND	ND	ND	ND	ND	ND	ND	ND
April-14	ND	ND	ND	ND	ND	ND	ND	ND	ND
December-14	ND	ND	ND	ND	ND	ND	ND	ND	ND
June-15	ND	ND	NS	ND	ND	ND	ND	ND	ND
December-15	ND	ND	NS	ND	ND	ND	ND	ND	ND
May-16	ND	ND	NS	ND	ND	ND	ND	ND	ND
November-16	ND	ND	NS	ND	ND	ND	ND	ND	ND
May-17	ND	ND	ND	ND	ND	ND	ND	ND	ND
November-17	ND	ND	ND	ND	ND	ND	ND	ND	ND
May-18	ND	ND	ND	ND	ND	ND	ND	ND	ND
December-18	ND	ND	ND	ND	ND	ND	ND	ND	ND
May-19	ND	ND	ND	ND	ND	ND	ND	ND	ND
November-19	ND	ND	ND	ND	ND	ND	ND	ND	ND
May-20	ND	ND	ND	ND	ND	ND	ND	ND	ND
December-20	ND	ND	ND	ND	ND	ND	ND	ND	ND
May-21	ND	ND	ND	ND	ND	ND	ND	ND	ND
October-21	ND	ND	ND	ND	ND	ND	ND	ND	ND
April-22	ND	ND	ND	ND	ND	ND	ND	ND	ND

ND: Non-Detect      NS: Not Sampled

Note: Asterisk indicates well was replaced immediately prior to the May 2020 event. Results shown before this date are from the original well, while results shown after this date are for the replacement well.

Event Date	CP02- PZM026	CP05- PZM019	CP05- PZM028	CP08(R)- PZM034*	CP09- PZM047	CP12- PZM052	CP14- PZM062	CP15- PZM042	CP16- PZM035
------------	-----------------	-----------------	-----------------	---------------------	-----------------	-----------------	-----------------	-----------------	-----------------

**Parameter: Vinyl Chloride (ug/L)**

April-11	ND	ND	ND	ND	ND	ND	ND	ND	ND
August-11	ND	ND	NS	ND	ND	ND	ND	ND	ND
March-13	ND	ND	ND	ND	ND	ND	ND	ND	ND
October-13	ND	ND	ND	ND	ND	ND	ND	ND	ND
April-14	ND	ND	ND	ND	ND	ND	ND	ND	ND
December-14	ND	ND	ND	ND	ND	ND	ND	ND	ND
June-15	ND	ND	NS	ND	ND	ND	ND	ND	ND
December-15	ND	ND	NS	ND	ND	ND	ND	ND	ND
May-16	ND	ND	NS	ND	ND	ND	ND	ND	ND
November-16	ND	ND	NS	ND	ND	ND	ND	ND	ND
May-17	ND	ND	ND	ND	ND	ND	ND	ND	ND
November-17	ND	ND	ND	ND	ND	ND	ND	ND	ND
May-18	ND	ND	ND	ND	ND	ND	ND	ND	ND
December-18	ND	ND	ND	ND	ND	ND	ND	ND	ND
May-19	ND	ND	ND	ND	ND	ND	ND	ND	ND
November-19	ND	ND	ND	ND	ND	ND	ND	ND	ND
May-20	ND	ND	ND	ND	ND	ND	ND	ND	ND
December-20	ND	ND	ND	ND	ND	ND	ND	ND	ND
May-21	ND	ND	ND	ND	ND	ND	ND	ND	ND
October-21	ND	ND	ND	ND	ND	ND	ND	ND	ND
April-22	ND	ND	ND	ND	ND	ND	ND	ND	ND

**Parameter: Xylenes (ug/L)**

April-11	ND	8.2	11	ND	ND	ND	ND	ND	8.6
August-11	ND	ND	NS	ND	ND	ND	ND	ND	ND
March-13	ND	7.7	ND	ND	ND	ND	ND	ND	7.6
October-13	ND	10.2	11.6	ND	ND	ND	ND	ND	10.2
April-14	ND	12.7	7.6	ND	ND	ND	ND	ND	11.9
December-14	ND	12.3	7.4	3.4	ND	ND	ND	ND	14.2
June-15	ND	9.1	NS	ND	ND	ND	ND	ND	10.9
December-15	ND	10.1	NS	ND	ND	ND	ND	ND	12.3
May-16	ND	10.2	NS	1.2 J	ND	4.2	ND	ND	10.8
November-16	ND	8.8	NS	2 J	ND	ND	ND	ND	8.5
May-17	ND	8.1	8.2	1.2 J	ND	ND	ND	ND	8.2
November-17	ND	6.5	5.1	ND	ND	ND	ND	ND	9.5
May-18	ND	1.8 J	ND	12.4	ND	ND	ND	ND	4.2
December-18	ND	10.4	6.7	10.7 J	ND	ND	ND	0.98 J	7.5
May-19	ND	8.4	3.5	2.4 J	ND	ND	ND	1.1 J	13.5
November-19	ND	7.2	6.5	ND	ND	ND	ND	ND	9.8

ND: Non-Detect      NS: Not Sampled

Note: Asterisk indicates well was replaced immediately prior to the May 2020 event. Results shown before this date are from the original well, while results shown after this date are for the replacement well.

Event Date	CP02- PZM026	CP05- PZM019	CP05- PZM028	CP08(R)- PZM034*	CP09- PZM047	CP12- PZM052	CP14- PZM062	CP15- PZM042	CP16- PZM035
May-20	ND	3.4	4.1	ND	ND	ND	ND	ND	6.3
December-20	ND	9.5	4.8	ND	ND	ND	ND	ND	9.4
May-21	ND	6.4 M5	5.2	723	ND	ND	ND	ND	9.9 M5
October-21	ND	7.5	7.5	1.5 J	ND	ND	1.4 J	3.5	8.2
April-22	ND	4.1	6.2	ND	ND	ND	ND	ND	10.5

ND: Non-Detect      NS: Not Sampled

Note: Asterisk indicates well was replaced immediately prior to the May 2020 event. Results shown before this date are from the original well, while results shown after this date are for the replacement well.

---

---

## **APPENDIX B**

---

---

# Coke Point Landfill Historical SVOC Concentrations

August-25-2022

## Shallow Wells

Event Date	CP02-PZM007	CP05-PZM008	CP07-PZM006	CP08(R)-PZM008*	CP09-PZM010	CP10-PZM008	CP11-PZM010	CP12-PZM012	CP14-PZM009	CP15-PZM020	CP16-PZM008	CP18(R)-PZM009*	CP19(R)-PZM008*	CP20-PZM011	CP21-PZM004
<b>Parameter:</b>	<b>1,2,4-Trichlorobenzene (ug/L)</b>														
April-11	ND	ND	ND	ND	ND	ND	ND	ND	ND	ND	NS	NS	NS	NS	NS
August-11	ND	ND	ND	ND	ND	ND	ND	ND	ND	ND	NS	NS	NS	NS	NS
March-13	NS	ND	ND	ND	NS	NS	NS	NS	NS	ND	NS	NS	NS	NS	NS
October-13	NS	ND	ND	ND	NS	NS	NS	NS	NS	ND	NS	NS	NS	NS	NS
April-14	NS	NS	ND	ND	NS	NS	NS	NS	NS	ND	NS	NS	NS	NS	NS
December-14	NS	NS	ND	ND	NS	NS	NS	NS	NS	ND	NS	NS	NS	NS	NS
June-15	NS	ND	ND	ND	NS	NS	NS	ND	ND	ND	ND	ND	ND	ND	ND
December-15	NS	ND	ND	ND	NS	NS	NS	ND	ND	ND	ND	ND	ND	ND	ND
May-16	NS	ND	ND	ND	NS	NS	NS	ND	ND	ND	ND	ND	ND	ND	ND
November-16	ND	ND	ND	ND	ND	NS	ND	ND	ND	ND	ND	ND	ND	ND	ND
May-17	ND	ND	ND	ND	ND	NS	ND	ND	ND	ND	ND	ND	ND	ND	ND
November-17	ND	NS	ND	ND	ND	ND	ND	ND	ND	ND	ND	ND	ND	ND	ND
May-18	ND	ND	ND	ND	ND	ND	ND	ND	ND	ND	ND	ND	ND	ND	ND
December-18	ND	ND	ND	ND	ND	ND	ND	ND	ND	ND	ND	ND	ND	ND	ND
May-19	ND	ND	ND	ND	ND	ND	ND	ND	ND	ND	ND	ND	ND	ND	ND
November-19	ND	ND	ND	ND	ND	ND	ND	ND	ND	ND	ND	ND	ND	ND	ND
May-20	ND	ND	ND	ND	ND	ND	ND	ND	ND	ND	ND	ND	ND	ND	ND
December-20	ND	ND	NS	ND	ND	ND	ND	ND	ND	ND	ND	ND	ND	ND	ND
May-21	ND	ND	ND	ND	ND	ND	ND	ND	ND	ND	ND	ND	ND	ND	ND
October-21	ND	ND	ND	ND	ND	ND	ND	ND	ND	ND	ND	ND	ND	ND	ND

ND: Non-Detect      NS: Not Sampled

Note: Asterisk indicates wells were replaced immediately prior to the May 2020 event. Results shown before this date are from the original well, while results shown after this date are for the replacement well.



Event Date	CP02-PZM007	CP05-PZM008	CP07-PZM006	CP08(R)-PZM008*	CP09-PZM010	CP10-PZM008	CP11-PZM010	CP12-PZM012	CP14-PZM009	CP15-PZM020	CP16-PZM008	CP18(R)-PZM009*	CP19(R)-PZM008*	CP20-PZM011	CP21-PZM004
April-22	ND	ND	ND	ND	ND	NS	ND	ND	ND	ND	ND	ND	ND	ND	ND

**Parameter: 1,3-Dichlorobenzene (ug/L)**

April-11	ND	ND	ND	ND	ND	ND	ND	ND	ND	ND	NS	NS	NS	NS	NS
August-11	ND	ND	ND	ND	ND	ND	ND	ND	ND	ND	NS	NS	NS	NS	NS
March-13	NS	ND	ND	ND	NS	NS	NS	NS	NS	ND	NS	NS	NS	NS	NS
October-13	NS	ND	ND	ND	NS	NS	NS	NS	NS	ND	NS	NS	NS	NS	NS
April-14	NS	NS	ND	ND	NS	NS	NS	NS	NS	ND	NS	NS	NS	NS	NS
December-14	NS	NS	ND	ND	NS	NS	NS	NS	NS	ND	NS	NS	NS	NS	NS
June-15	NS	ND	ND	ND	NS	NS	NS	ND	ND	ND	ND	ND	ND	ND	ND
December-15	NS	ND	ND	ND	NS	NS	NS	ND	ND	ND	ND	ND	ND	ND	ND
May-16	NS	ND	ND	ND	NS	NS	NS	ND	ND	ND	ND	ND	ND	ND	ND
November-16	ND	ND	ND	ND	ND	NS	ND	ND	ND	ND	ND	ND	ND	ND	ND
May-17	ND	ND	ND	ND	ND	NS	ND	ND	ND	ND	ND	ND	ND	ND	ND
November-17	ND	NS	ND	ND	ND	ND	ND	ND	ND	ND	ND	ND	ND	ND	ND
May-18	ND	ND	ND	ND	ND	ND	ND	ND	ND	ND	ND	ND	ND	ND	ND
December-18	ND	ND	ND	ND	ND	ND	ND	ND	ND	ND	ND	ND	ND	ND	ND
May-19	ND	ND	ND	ND	ND	ND	ND	ND	ND	ND	ND	ND	ND	ND	ND
November-19	ND	ND	ND	ND	ND	ND	ND	ND	ND	ND	ND	ND	ND	ND	ND
May-20	ND	ND	ND	ND	ND	ND	ND	ND	ND	ND	ND	ND	ND	ND	ND
December-20	ND	ND	NS	ND	ND	ND	ND	ND	ND	ND	ND	ND	ND	ND	ND
May-21	ND	ND	ND	ND	ND	ND	ND	ND	ND	ND	ND	ND	ND	ND	ND
October-21	ND	ND	ND	ND	ND	ND	ND	ND	ND	ND	ND	ND	ND	ND	ND
April-22	ND	ND	ND	ND	ND	NS	ND	ND	ND	ND	ND	ND	ND	ND	ND

**Parameter: 2,4,5-Trichlorophenol (ug/L)**

April-11	ND	ND	ND	ND	ND	ND	ND	ND	ND	ND	NS	NS	NS	NS	NS
August-11	ND	ND	ND	ND	ND	ND	ND	ND	ND	ND	NS	NS	NS	NS	NS

ND: Non-Detect      NS: Not Sampled

Note: Asterisk indicates wells were replaced immediately prior to the May 2020 event. Results shown before this date are from the original well, while results shown after this date are for the replacement well.

Event Date	CP02- PZM007	CP05- PZM008	CP07- PZM006	CP08(R)- PZM008*	CP09- PZM010	CP10- PZM008	CP11- PZM010	CP12- PZM012	CP14- PZM009	CP15- PZM020	CP16- PZM008	CP18(R)- PZM009*	CP19(R)- PZM008*	CP20- PZM011	CP21- PZM004
March-13	NS	ND	ND	ND	NS	NS	NS	NS	NS	ND	NS	NS	NS	NS	NS
October-13	NS	ND	ND	ND	NS	NS	NS	NS	NS	ND	NS	NS	NS	NS	NS
April-14	NS	NS	ND	ND	NS	NS	NS	NS	NS	ND	NS	NS	NS	NS	NS
December-14	NS	NS	ND	ND	NS	NS	NS	NS	NS	ND	NS	NS	NS	NS	NS
June-15	NS	ND	ND	ND	NS	NS	NS	ND	ND	ND	ND	ND	ND	ND	3.4 1c
December-15	NS	ND	ND	ND	NS	NS	NS	ND	ND	ND	ND	ND	ND	ND	4.4 1c
May-16	NS	ND	ND	ND	NS	NS	NS	ND	ND	ND	ND	ND	ND	ND	4.3 1c
November-16	ND	ND	ND	ND	ND	NS	ND	ND	ND	ND	ND	ND	ND	ND	2.8
May-17	ND	ND	ND	ND	ND	NS	ND	ND	ND	ND	ND	ND	ND	ND	3.4 1c
November-17	ND	NS	ND	ND	ND	ND	ND	ND	ND	ND	ND	ND	ND	ND	2.8 1c
May-18	ND	ND	ND	ND	ND	ND	ND	ND	ND	ND	ND	ND	ND	ND	1.6 J1c
December-18	ND	ND	ND	ND	ND	ND	ND	ND	ND	ND	ND	ND	ND	ND	3.6 1c
May-19	ND	ND	ND	ND	ND	ND	ND	ND	ND	ND	ND	ND	ND	ND	1.6 J1c
November-19	ND	ND	ND	ND	ND	ND	ND	ND	ND	ND	ND	ND	ND	ND	2 J
May-20	ND	ND	ND	ND	ND	ND	ND	ND	ND	ND	ND	ND	ND	ND	1.9 J
December-20	ND	ND	NS	ND	ND	ND	ND	ND	ND	ND	ND	ND	ND	ND	2.9 1c
May-21	ND	ND	ND	ND	ND	ND	ND	ND	ND	ND	ND	ND	ND	ND	ND
October-21	ND	ND	ND	ND	ND	ND	ND	ND	ND	ND	ND	ND	ND	ND	ND
April-22	ND	ND	ND	ND	ND	NS	ND	ND	ND	ND	ND	ND	ND	ND	1.9 J
<b>Parameter: 2,4,6-Trichlorophenol (ug/L)</b>															
April-11	ND	ND	ND	ND	ND	ND	ND	ND	ND	ND	NS	NS	NS	NS	NS
August-11	ND	ND	ND	ND	ND	ND	ND	ND	ND	ND	NS	NS	NS	NS	NS
March-13	NS	ND	ND	ND	NS	NS	NS	NS	NS	ND	NS	NS	NS	NS	NS
October-13	NS	ND	ND	ND	NS	NS	NS	NS	NS	ND	NS	NS	NS	NS	NS
April-14	NS	NS	ND	ND	NS	NS	NS	NS	NS	ND	NS	NS	NS	NS	NS
December-14	NS	NS	ND	ND	NS	NS	NS	NS	NS	ND	NS	NS	NS	NS	NS
June-15	NS	ND	ND	ND	NS	NS	NS	ND	ND	ND	ND	ND	ND	ND	ND

ND: Non-Detect      NS: Not Sampled

Note: Asterisk indicates wells were replaced immediately prior to the May 2020 event. Results shown before this date are from the original well, while results shown after this date are for the replacement well.

Event Date	CP02-PZM007	CP05-PZM008	CP07-PZM006	CP08(R)-PZM008*	CP09-PZM010	CP10-PZM008	CP11-PZM010	CP12-PZM012	CP14-PZM009	CP15-PZM020	CP16-PZM008	CP18(R)-PZM009*	CP19(R)-PZM008*	CP20-PZM011	CP21-PZM004
December-15	NS	ND	ND	ND	NS	NS	NS	ND	ND	ND	ND	ND	ND	ND	ND
May-16	NS	ND	ND	ND	NS	NS	NS	ND	ND	ND	ND	ND	ND	ND	ND
November-16	ND	ND	ND	ND	ND	NS	ND	ND	ND	ND	ND	ND	ND	ND	ND
May-17	ND	ND	ND	ND	ND	NS	ND	ND	ND	ND	ND	ND	ND	ND	ND
November-17	ND	NS	ND	ND	ND	ND	ND	ND	ND	ND	ND	ND	ND	ND	ND
May-18	ND	ND	ND	ND	ND	ND	ND	ND	ND	ND	ND	ND	ND	ND	ND
December-18	ND	ND	ND	ND	ND	ND	ND	ND	ND	ND	ND	ND	ND	ND	ND
May-19	ND	ND	ND	ND	ND	ND	ND	ND	ND	ND	ND	ND	ND	ND	ND
November-19	ND	ND	ND	ND	ND	ND	ND	ND	ND	ND	ND	ND	ND	ND	ND
May-20	ND	ND	ND	ND	ND	ND	ND	ND	ND	ND	ND	ND	ND	ND	ND
December-20	ND	ND	NS	ND	ND	ND	ND	ND	ND	ND	ND	ND	ND	ND	ND
May-21	ND	ND	ND	ND	ND	ND	ND	ND	ND	ND	ND	ND	ND	ND	ND
October-21	ND	ND	ND	ND	ND	ND	ND	ND	ND	ND	ND	ND	ND	ND	ND
April-22	ND	ND	ND	ND	ND	NS	ND	ND	ND	ND	ND	ND	ND	ND	ND

**Parameter: 2,4-Dichlorophenol (ug/L)**

April-11	ND	ND	ND	ND	ND	ND	ND	ND	ND	ND	NS	NS	NS	NS	NS
August-11	ND	ND	ND	ND	ND	ND	ND	ND	ND	ND	NS	NS	NS	NS	NS
March-13	NS	ND	ND	ND	NS	NS	NS	NS	NS	ND	NS	NS	NS	NS	NS
October-13	NS	ND	ND	ND	NS	NS	NS	NS	NS	ND	NS	NS	NS	NS	NS
April-14	NS	NS	ND	ND	NS	NS	NS	NS	NS	ND	NS	NS	NS	NS	NS
December-14	NS	NS	ND	ND	NS	NS	NS	NS	NS	ND	NS	NS	NS	NS	NS
June-15	NS	ND	ND	ND	NS	NS	NS	ND	ND	ND	ND	ND	ND	ND	ND
December-15	NS	ND	ND	ND	NS	NS	NS	ND	ND	ND	ND	ND	ND	ND	ND
May-16	NS	ND	ND	ND	NS	NS	NS	ND	ND	ND	ND	ND	ND	ND	ND
November-16	ND	ND	ND	ND	ND	NS	ND	ND	ND	ND	ND	ND	ND	ND	ND
May-17	ND	ND	ND	ND	ND	NS	ND	ND	ND	ND	ND	ND	ND	ND	ND
November-17	ND	NS	ND	ND	ND	ND	ND	ND	ND	ND	ND	ND	ND	ND	0.12 J1c

ND: Non-Detect      NS: Not Sampled

Note: Asterisk indicates wells were replaced immediately prior to the May 2020 event. Results shown before this date are from the original well, while results shown after this date are for the replacement well.

Event Date	CP02-PZM007	CP05-PZM008	CP07-PZM006	CP08(R)-PZM008*	CP09-PZM010	CP10-PZM008	CP11-PZM010	CP12-PZM012	CP14-PZM009	CP15-PZM020	CP16-PZM008	CP18(R)-PZM009*	CP19(R)-PZM008*	CP20-PZM011	CP21-PZM004
May-18	ND	ND	ND	ND	ND	ND	ND	ND	ND	ND	ND	ND	ND	ND	ND
December-18	ND	ND	ND	ND	ND	ND	ND	ND	ND	ND	ND	ND	ND	ND	ND
May-19	ND	ND	ND	ND	ND	ND	ND	ND	ND	ND	ND	ND	ND	ND	ND
November-19	ND	ND	ND	ND	ND	ND	ND	ND	ND	ND	ND	ND	ND	ND	ND
May-20	ND	ND	ND	ND	ND	ND	ND	ND	ND	ND	ND	ND	ND	ND	ND
December-20	ND	ND	NS	ND	ND	ND	ND	ND	ND	ND	ND	ND	ND	ND	ND
May-21	ND	ND	ND	ND	ND	ND	ND	ND	ND	ND	ND	ND	ND	ND	ND
October-21	ND	ND	ND	ND	ND	ND	ND	ND	ND	ND	ND	ND	ND	ND	ND
April-22	ND	ND	ND	ND	ND	NS	ND	ND	ND	ND	ND	ND	ND	ND	ND

**Parameter: 2,4-Dimethylphenol (ug/L)**

April-11	ND	4.8 J	24	30	4.6 J	12	26	9.6	ND	33	NS	NS	NS	NS	NS
August-11	ND	6.1	290	16	ND	19	ND	4.5 J	ND	18	NS	NS	NS	NS	NS
March-13	NS	2.4	170	16.7	NS	NS	NS	NS	NS	15	NS	NS	NS	NS	NS
October-13	NS	2.1	286	ND	NS	NS	NS	NS	NS	ND	NS	NS	NS	NS	NS
April-14	NS	NS	214	ND	NS	NS	NS	NS	NS	18.5	NS	NS	NS	NS	NS
December-14	NS	NS	151	21.3	NS	NS	NS	NS	NS	27.1	NS	NS	NS	NS	NS
June-15	NS	2.7 1c	168 1c	18.2 1c	NS	NS	NS	48 1c	ND	10.2 1c	6.1 1c	1.2 1c	232 1c	1.4 1c	2.7 1c
December-15	NS	3.7 1c	232 1c	19 1c	NS	NS	NS	7.7 1c	1.4 1c	10 1c	6.6 1c	0.83 J1c	131 1c	1.8 1c	4.5 1c
May-16	NS	4 1c	133 1c	12.1 1c	NS	NS	NS	1.5 1c	1 1c	8.5 1c	6.6 1c	1.2 1c	142 1c	0.93 J1c	2.1 1c
November-16	ND	7.5 IS	160	15.2	ND	NS	8.8	7.5	0.93 J	18.1	6.5	1.1	81.5	1.6	1.7
May-17	ND	1.8 1c	133 1c	16.9 1c	ND	NS	4.9 1c	1.6 1c	1 1c	8.9 1c	5.1 1c	1.1 1c	77.7 1c	1.5 1c	1.1 1c
November-17	ND	NS	143 1c	14.4 1c	ND	ND	9.4 1c	5.2 1c	0.82 J	12.6	4.6 1c	0.69 J1c	41.1 1c	0.7 J1c	1.4 1c
May-18	ND	1.5 1c	105 1c	9.5 JED1c	ND	ND	4.6 1c	11.3 ISD31c	0.76 J	3.4 1c	3.6 1c	0.67 J1c	95.3 1c	1.1 1c	0.58 J1c
December-18	ND	ND	160 D31c	14.4 2c	ND	ND	11.9 D31c	17 1c	1.3 1c	ND	6.9 JD31c	0.96 J2c	106 D32c	0.73 J1c	3.5 1c
May-19	ND	1.5 L1	112 L1	18 J1c	ND	ND	12.5 1c	3.6 1c	0.79 J1c	ND	5.5 L1	1.3 1c	176 D31c	ND	1.3 1c
November-19	ND	1.9 1c	258 D3	28	0.51 J	ND	5.1	0.7 J1c	1.3 1c	ND	6.8 L1	1.3	150 ED	0.64 J	2.6
May-20	0.4 J1c	2.4 1c	234 D31c	1.7	ND	ND	3.2	3.8 1c	1.1 1c	ND	5.2 1c	0.67 J	102 1c	0.54 J	0.95 J

ND: Non-Detect      NS: Not Sampled

Note: Asterisk indicates wells were replaced immediately prior to the May 2020 event. Results shown before this date are from the original well, while results shown after this date are for the replacement well.

Event Date	CP02-PZM007	CP05-PZM008	CP07-PZM006	CP08(R)-PZM008*	CP09-PZM010	CP10-PZM008	CP11-PZM010	CP12-PZM012	CP14-PZM009	CP15-PZM020	CP16-PZM008	CP18(R)-PZM009*	CP19(R)-PZM008*	CP20-PZM011	CP21-PZM004
December-20	ND	3 L1	NS	5.8 L11c	ND	9.2 1c	12.3 D3L1	20.5 L11c	1.5 L11c	6.1 L1D3	8.3 1c	0.86 J1c	213 L11c	ND	2.7 L11c
May-21	ND	2.8 1c	177 D31c	ND	ND	ND	ND	28.7 1c	1.8 1c	ND	6.1 1c	ND	155 D31c	1.1 1c	1.9 1c
October-21	ND	2.5 1c	208 1c	3.5 1c	ND	ND	13 1c	5.7 1c	ND	9.4 1c	8.2 1c	1 1c	153 1c	ND	1.6 1c
April-22	ND	5	268	6.6 1c	1.1 1c	NS	14.1 1c	ND	1.5	15.5 1c	7.7 1c	2.1 1c	175 D31c	1.2	2.8

**Parameter: 2,4-Dinitrophenol (ug/L)**

April-11	ND	ND	ND	ND	ND	ND	ND	ND	ND	ND	NS	NS	NS	NS	NS
August-11	ND	ND	ND	ND	ND	ND	ND	ND	ND	ND	NS	NS	NS	NS	NS
March-13	NS	ND	ND	ND	NS	NS	NS	NS	NS	ND	NS	NS	NS	NS	NS
October-13	NS	ND	ND	ND	NS	NS	NS	NS	NS	ND	NS	NS	NS	NS	NS
April-14	NS	NS	ND	ND	NS	NS	NS	NS	NS	ND	NS	NS	NS	NS	NS
December-14	NS	NS	ND	ND	NS	NS	NS	NS	NS	ND	NS	NS	NS	NS	NS
June-15	NS	ND	ND	ND	NS	NS	NS	ND	ND	ND	ND	ND	ND	ND	ND
December-15	NS	ND	ND	ND	NS	NS	NS	ND	ND	ND	ND	ND	ND	ND	ND
May-16	NS	ND	ND	ND	NS	NS	NS	ND	ND	ND	ND	ND	ND	ND	ND
November-16	0.81 J	ND	ND	ND	0.79 J	NS	0.96 J	ND	ND	ND	ND	0.93 J	ND	ND	ND
May-17	ND	ND	ND	ND	ND	NS	ND	ND	0.75 J1c	ND	ND	ND	ND	ND	ND
November-17	ND	NS	ND	1 JCH1c	ND	ND	ND	ND	ND	ND	ND	ND	ND	ND	ND
May-18	ND	ND	ND	ND	ND	ND	ND	ND	ND	ND	ND	ND	ND	ND	ND
December-18	ND	ND	ND	ND	ND	ND	ND	ND	ND	ND	ND	ND	ND	ND	ND
May-19	ND	ND	ND	1 J1c	ND	ND	ND	ND	ND	ND	ND	0.6 J1c	0.81 J1c	ND	ND
November-19	ND	ND	ND	1.2 J	ND	ND	1 J	ND	ND	ND	ND	1.1 J	1.2 JED	1 J	ND
May-20	ND	ND	ND	ND	ND	ND	ND	ND	ND	ND	ND	ND	ND	ND	ND
December-20	ND	ND	NS	3.9 1c	ND	ND	ND	ND	ND	ND	ND	ND	ND	ND	ND
May-21	ND	ND	ND	ND	ND	ND	ND	ND	ND	ND	ND	ND	ND	ND	ND
October-21	ND	ND	ND	2.1 JCH1c	ND	ND	ND	ND	ND	ND	ND	ND	ND	ND	ND
April-22	ND	ND	ND	ND	ND	NS	ND	ND	ND	ND	ND	ND	1.5 JCH1c	ND	ND

ND: Non-Detect      NS: Not Sampled

Note: Asterisk indicates wells were replaced immediately prior to the May 2020 event. Results shown before this date are from the original well, while results shown after this date are for the replacement well.

Event Date	CP02-PZM007	CP05-PZM008	CP07-PZM006	CP08(R)-PZM008*	CP09-PZM010	CP10-PZM008	CP11-PZM010	CP12-PZM012	CP14-PZM009	CP15-PZM020	CP16-PZM008	CP18(R)-PZM009*	CP19(R)-PZM008*	CP20-PZM011	CP21-PZM004
------------	-------------	-------------	-------------	-----------------	-------------	-------------	-------------	-------------	-------------	-------------	-------------	-----------------	-----------------	-------------	-------------

**Parameter: 2,4-Dinitrotoluene (ug/L)**

April-11	ND	ND	ND	ND	ND	ND	ND	ND	ND	ND	NS	NS	NS	NS	NS
August-11	ND	ND	ND	ND	ND	ND	ND	ND	ND	ND	NS	NS	NS	NS	NS
March-13	NS	ND	ND	ND	NS	NS	NS	NS	NS	ND	NS	NS	NS	NS	NS
October-13	NS	ND	ND	ND	NS	NS	NS	NS	NS	ND	NS	NS	NS	NS	NS
April-14	NS	NS	ND	ND	NS	NS	NS	NS	NS	ND	NS	NS	NS	NS	NS
December-14	NS	NS	ND	ND	NS	NS	NS	NS	NS	ND	NS	NS	NS	NS	NS
June-15	NS	ND	ND	ND	NS	NS	NS	ND	ND	ND	ND	ND	ND	ND	ND
December-15	NS	ND	ND	ND	NS	NS	NS	ND	ND	ND	ND	ND	ND	ND	ND
May-16	NS	ND	ND	ND	NS	NS	NS	ND	ND	ND	ND	ND	ND	ND	ND
November-16	ND	ND	ND	ND	ND	NS	ND	ND	ND	ND	ND	ND	ND	ND	ND
May-17	ND	ND	ND	ND	ND	NS	ND	ND	ND	ND	ND	ND	ND	ND	ND
November-17	ND	NS	ND	ND	ND	ND	ND	ND	ND	ND	ND	ND	ND	ND	ND
May-18	ND	ND	ND	ND	ND	ND	ND	ND	ND	ND	ND	ND	ND	ND	ND
December-18	ND	ND	ND	ND	ND	ND	ND	ND	ND	0.59 J1c	ND	ND	ND	ND	ND
May-19	ND	ND	0.41 J11	ND	ND	ND	ND	ND	ND	ND	ND	ND	0.37 J1c	ND	ND
November-19	ND	ND	ND	ND	ND	ND	ND	ND	ND	ND	ND	ND	ND	ND	ND
May-20	ND	ND	ND	ND	ND	ND	ND	ND	0.36 J1c	ND	ND	ND	ND	ND	0.39 J
December-20	ND	ND	NS	ND	ND	ND	ND	ND	ND	ND	ND	ND	ND	ND	ND
May-21	ND	ND	ND	ND	ND	ND	ND	ND	ND	ND	ND	ND	ND	ND	ND
October-21	ND	ND	ND	ND	ND	ND	ND	ND	ND	ND	ND	ND	ND	ND	ND
April-22	ND	ND	ND	ND	ND	NS	ND	ND	ND	ND	ND	ND	ND	ND	ND

**Parameter: 2,6-Dinitrotoluene (ug/L)**

April-11	ND	ND	ND	ND	ND	ND	ND	ND	ND	ND	NS	NS	NS	NS	NS
August-11	ND	ND	ND	ND	ND	ND	ND	ND	ND	ND	NS	NS	NS	NS	NS
March-13	NS	ND	ND	ND	NS	NS	NS	NS	NS	ND	NS	NS	NS	NS	NS

ND: Non-Detect      NS: Not Sampled

Note: Asterisk indicates wells were replaced immediately prior to the May 2020 event. Results shown before this date are from the original well, while results shown after this date are for the replacement well.

Event Date	CP02-PZM007	CP05-PZM008	CP07-PZM006	CP08(R)-PZM008*	CP09-PZM010	CP10-PZM008	CP11-PZM010	CP12-PZM012	CP14-PZM009	CP15-PZM020	CP16-PZM008	CP18(R)-PZM009*	CP19(R)-PZM008*	CP20-PZM011	CP21-PZM004
October-13	NS	ND	ND	ND	NS	NS	NS	NS	NS	ND	NS	NS	NS	NS	NS
April-14	NS	NS	ND	ND	NS	NS	NS	NS	NS	ND	NS	NS	NS	NS	NS
December-14	NS	NS	ND	ND	NS	NS	NS	NS	NS	ND	NS	NS	NS	NS	NS
June-15	NS	ND	ND	ND	NS	NS	NS	ND	ND	ND	ND	ND	ND	ND	ND
December-15	NS	ND	ND	ND	NS	NS	NS	ND	ND	ND	ND	ND	ND	ND	ND
May-16	NS	ND	ND	ND	NS	NS	NS	ND	ND	ND	ND	ND	ND	ND	ND
November-16	ND	ND	0.26 J	ND	ND	NS	ND	ND	ND	ND	ND	ND	ND	0.51 J	ND
May-17	ND	ND	ND	ND	ND	NS	ND	ND	ND	ND	ND	ND	ND	ND	ND
November-17	ND	NS	ND	ND	ND	ND	0.15 J1c	ND	0.16 J	ND	ND	ND	ND	0.47 J1c	ND
May-18	ND	0.19 J1c	ND	ND	ND	ND	ND	ND	0.26 J	ND	0.22 J1c	ND	ND	0.44 J1c	ND
December-18	ND	ND	ND	ND	ND	ND	ND	ND	0.39 J1c	ND	ND	ND	ND	1 1c	ND
May-19	ND	ND	ND	ND	ND	ND	ND	ND	ND	ND	ND	ND	ND	1.1 1c	0.49 J1c
November-19	ND	ND	ND	ND	ND	ND	ND	ND	ND	ND	ND	ND	ND	1.1	ND
May-20	ND	ND	ND	ND	ND	ND	ND	ND	ND	ND	0.45 J1c	ND	ND	1.4	0.96 J
December-20	ND	ND	NS	ND	ND	ND	ND	ND	ND	ND	ND	ND	ND	ND	ND
May-21	ND	ND	ND	ND	ND	ND	ND	ND	ND	ND	ND	ND	ND	ND	ND
October-21	ND	ND	ND	ND	ND	ND	ND	ND	ND	ND	ND	ND	ND	ND	ND
April-22	ND	ND	ND	ND	ND	NS	ND	ND	ND	ND	ND	ND	ND	0.78 J	ND

**Parameter: 2-Chloronaphthalene (ug/L)**

April-11	ND	ND	ND	ND	ND	ND	ND	ND	ND	ND	NS	NS	NS	NS	NS
August-11	ND	ND	ND	ND	ND	ND	ND	ND	ND	ND	NS	NS	NS	NS	NS
March-13	NS	ND	ND	ND	NS	NS	NS	NS	NS	ND	NS	NS	NS	NS	NS
October-13	NS	ND	ND	ND	NS	NS	NS	NS	NS	ND	NS	NS	NS	NS	NS
April-14	NS	NS	ND	ND	NS	NS	NS	NS	NS	ND	NS	NS	NS	NS	NS
December-14	NS	NS	ND	ND	NS	NS	NS	NS	NS	ND	NS	NS	NS	NS	NS
June-15	NS	ND	ND	ND	NS	NS	NS	ND	ND	ND	ND	ND	ND	ND	ND
December-15	NS	ND	ND	ND	NS	NS	NS	ND	ND	ND	ND	ND	ND	ND	ND

ND: Non-Detect      NS: Not Sampled

Note: Asterisk indicates wells were replaced immediately prior to the May 2020 event. Results shown before this date are from the original well, while results shown after this date are for the replacement well.

Event Date	CP02-PZM007	CP05-PZM008	CP07-PZM006	CP08(R)-PZM008*	CP09-PZM010	CP10-PZM008	CP11-PZM010	CP12-PZM012	CP14-PZM009	CP15-PZM020	CP16-PZM008	CP18(R)-PZM009*	CP19(R)-PZM008*	CP20-PZM011	CP21-PZM004
May-16	NS	ND	ND	ND	NS	NS	NS	ND	ND	ND	ND	ND	ND	ND	ND
November-16	ND	ND	ND	ND	ND	NS	ND	ND	ND	ND	ND	ND	ND	ND	ND
May-17	ND	ND	ND	ND	ND	NS	ND	ND	ND	ND	ND	ND	ND	ND	ND
November-17	ND	NS	ND	ND	ND	ND	ND	ND	ND	ND	ND	ND	ND	ND	ND
May-18	ND	ND	ND	ND	ND	ND	ND	ND	ND	ND	ND	ND	ND	ND	ND
December-18	ND	1.2 1c	9.9 1c	ND	7.2 1c	30.7 ED2c	7.6 1c	ND	ND	18 1c	ND	ND	ND	0.43 J1c	0.58 J1c
May-19	ND	ND	10	ND	ND	ND	6.7 1c	ND	ND	11.4 1c	ND	ND	ND	ND	ND
November-19	ND	ND	ND	ND	ND	ND	3.6	ND	ND	14	ND	ND	3.2 ED	ND	ND
May-20	ND	ND	8.1 1c	ND	ND	ND	ND	ND	ND	ND	ND	ND	ND	ND	ND
December-20	ND	ND	NS	ND	ND	ND	6.6	ND	ND	16.4	ND	ND	ND	ND	ND
May-21	ND	ND	7.1 1c	ND	ND	ND	7.6 1c	ND	ND	14.6 1c	ND	ND	ND	ND	ND
October-21	ND	ND	7.2 1c	ND	ND	ND	7.4 1c	ND	ND	16.6 1c	ND	ND	2.7 1c	ND	ND
April-22	ND	1.8	7.5 1c	ND	ND	NS	ND	ND	ND	20.4 1c	ND	ND	2.9 1c	ND	ND

**Parameter: 2-Chlorophenol (ug/L)**

April-11	ND	ND	ND	ND	ND	ND	ND	ND	ND	ND	NS	NS	NS	NS	NS
August-11	ND	ND	ND	ND	ND	ND	ND	ND	ND	ND	NS	NS	NS	NS	NS
March-13	NS	ND	ND	ND	NS	NS	NS	NS	NS	ND	NS	NS	NS	NS	NS
October-13	NS	ND	ND	ND	NS	NS	NS	NS	NS	ND	NS	NS	NS	NS	NS
April-14	NS	NS	ND	ND	NS	NS	NS	NS	NS	ND	NS	NS	NS	NS	NS
December-14	NS	NS	ND	ND	NS	NS	NS	NS	NS	ND	NS	NS	NS	NS	NS
June-15	NS	ND	ND	ND	NS	NS	NS	ND	ND	ND	ND	ND	ND	ND	ND
December-15	NS	ND	ND	ND	NS	NS	NS	ND	ND	ND	ND	ND	ND	ND	ND
May-16	NS	ND	ND	ND	NS	NS	NS	ND	ND	ND	ND	ND	ND	ND	ND
November-16	ND	ND	ND	ND	ND	NS	ND	ND	ND	ND	ND	ND	ND	ND	ND
May-17	ND	ND	ND	ND	ND	NS	ND	ND	ND	ND	ND	ND	ND	ND	ND
November-17	ND	NS	ND	ND	ND	0.17 J1c	ND	ND	ND	ND	ND	ND	1.1 1c	ND	ND
May-18	ND	ND	ND	ND	ND	ND	ND	ND	ND	ND	ND	ND	ND	ND	ND

ND: Non-Detect      NS: Not Sampled

Note: Asterisk indicates wells were replaced immediately prior to the May 2020 event. Results shown before this date are from the original well, while results shown after this date are for the replacement well.



Event Date	CP02-PZM007	CP05-PZM008	CP07-PZM006	CP08(R)-PZM008*	CP09-PZM010	CP10-PZM008	CP11-PZM010	CP12-PZM012	CP14-PZM009	CP15-PZM020	CP16-PZM008	CP18(R)-PZM009*	CP19(R)-PZM008*	CP20-PZM011	CP21-PZM004
December-18	ND	ND	ND	ND	ND	ND	ND	ND	ND	ND	ND	ND	ND	ND	ND
May-19	ND	ND	ND	ND	ND	ND	ND	ND	ND	ND	ND	ND	ND	ND	ND
November-19	ND	ND	ND	ND	ND	ND	ND	ND	ND	ND	ND	ND	ND	ND	ND
May-20	ND	ND	ND	ND	ND	ND	ND	ND	ND	ND	ND	ND	ND	ND	ND
December-20	ND	ND	NS	ND	ND	ND	ND	ND	ND	ND	ND	ND	1.9 1c	ND	ND
May-21	ND	ND	ND	ND	ND	ND	ND	ND	ND	ND	ND	ND	1.8 1c	ND	ND
October-21	ND	ND	ND	ND	ND	ND	ND	ND	ND	ND	ND	ND	ND	ND	ND
April-22	ND	ND	ND	ND	ND	NS	ND	ND	ND	ND	ND	ND	ND	ND	ND

**Parameter: 2-Methylnaphthalene (ug/L)**

April-11	ND	ND	ND	19	ND	18	4.6 J	ND	ND	13	NS	NS	NS	NS	NS
August-11	ND	3.5 J	ND	7.1	ND	5.8	ND	ND	ND	6.9	NS	NS	NS	NS	NS
March-13	NS	1.4	2.1	7.1	NS	NS	NS	NS	NS	10.5	NS	NS	NS	NS	NS
October-13	NS	ND	ND	9.5	NS	NS	NS	NS	NS	4.8	NS	NS	NS	NS	NS
April-14	NS	NS	1.8	ND	NS	NS	NS	NS	NS	11.3	NS	NS	NS	NS	NS
December-14	NS	NS	ND	ND	NS	NS	NS	NS	NS	16.6	NS	NS	NS	NS	NS
June-15	NS	2.2 1c	2.9 1c	12 1c	NS	NS	NS	8.8 1c	ND	8 1c	ND	1.2 1c	64.9 1c	1.2 1c	ND
December-15	NS	2.7 1c	3.5 1c	10.4 1c	NS	NS	NS	3.9 1c	1.4 1c	6.8 1c	0.33 J1c	1.1 1c	45.4 1c	2.1 1c	0.48 J1c
May-16	NS	2.8 1c	2.4 1c	5.1 1c	NS	NS	NS	1.4 1c	0.86 J1c	4.9 1c	0.41 J1c	0.9 J1c	31.3 1c	0.94 J1c	ND
November-16	ND	5.8 IS	1.9	6.6	1.4	NS	3	3.3	0.81 J	6.9 J	ND	0.95 J	20.1	1.1	ND
May-17	ND	0.71 J1c	1.9 1c	5.7 1c	ND	NS	1.1 1c	1.2 1c	0.72 J1c	4.8 1c	ND	0.72 J1c	19.1 1c	0.96 J1c	ND
November-17	ND	NS	1.8 1c	6 1c	0.13 J	9.6 JD31c	2.7 1c	2.8 1c	0.35 J	5.6	0.25 J1c	0.72 J1c	12.7 1c	0.66 J1c	0.3 J1c
May-18	ND	0.52 J1c	0.86 J1c	4 JED1c	ND	7 JD31c	1.7 1c	2.4 JISD31c	0.47 J	1.3 1c	0.26 J1c	0.37 J1c	11.8 1c	0.68 J1c	0.4 J1c
December-18	ND	ND	ND	5.5 2c	ND	ND	3.6 JD31c	4.8 1c	0.93 J1c	4.5 JD31c	ND	0.66 J2c	19.6 D32c	ND	0.56 J1c
May-19	ND	0.88 J	ND	7.3 1c	ND	ND	3.8 1c	4.4 1c	0.5 J1c	ND	0.43 J	0.79 J1c	25.6 D31c	ND	0.35 J1c
November-19	ND	1.1 IS1c	ND	5.4	ND	12.8 J	1.9	2.9 1c	0.83 J1c	4.3	0.45 J	0.7 J	35.7	1.2	ND
May-20	ND	2.2 1c	ND	0.91 J	ND	ND	1.1	1.5 1c	0.65 J1c	4.4 JD31c	0.41 J1c	0.36 J	25 1c	ND	ND
December-20	ND	1.5	NS	2.9 1c	ND	8.6 1c	3.9 JD3	5.7 1c	0.86 J1c	ND	ND	ND	40.9 1c	ND	ND

ND: Non-Detect      NS: Not Sampled

Note: Asterisk indicates wells were replaced immediately prior to the May 2020 event. Results shown before this date are from the original well, while results shown after this date are for the replacement well.

Event Date	CP02-PZM007	CP05-PZM008	CP07-PZM006	CP08(R)-PZM008*	CP09-PZM010	CP10-PZM008	CP11-PZM010	CP12-PZM012	CP14-PZM009	CP15-PZM020	CP16-PZM008	CP18(R)-PZM009*	CP19(R)-PZM008*	CP20-PZM011	CP21-PZM004
May-21	ND	1.5 1c	ND	ND	ND	ND	ND	5.9 1c	0.83 J1c	ND	ND	0.74 J1c	53.1 D31c	0.74 J1c	ND
October-21	ND	ND	1.9 1c	2.4 1c	ND	ND	3.7 1c	3.6 1c	ND	4.6 1c	ND	0.61 J1c	43.2 1c	ND	ND
April-22	ND	3	ND	4.7 1c	ND	NS	4.4 L11c	ND	0.71 J	8.5 L11c	0.81 J1c	1.3 1c	70.8 D31c	ND	ND

**Parameter: 2-Methylphenol (ug/L)**

April-11	ND	ND	ND	21	ND	8.3	5.9	ND	ND	22	NS	NS	NS	NS	NS
August-11	ND	ND	51	10	ND	5.1	ND	ND	ND	12	NS	NS	NS	NS	NS
March-13	NS	ND	41.8	9.1	NS	NS	NS	NS	NS	14.1	NS	NS	NS	NS	NS
October-13	NS	ND	82.6	13	NS	NS	NS	NS	NS	12.4	NS	NS	NS	NS	NS
April-14	NS	NS	40.8	14.6	NS	NS	NS	NS	NS	17.7	NS	NS	NS	NS	NS
December-14	NS	NS	96.9	14.4	NS	NS	NS	NS	NS	20.7	NS	NS	NS	NS	NS
June-15	NS	ND	49.7 1c	15 1c	NS	NS	NS	9.1 1c	ND	8.3 1c	1.5 1c	1.5 1c	29.4 1c	2.2 1c	ND
December-15	NS	0.79 J1c	78.5 1c	10.3 1c	NS	NS	NS	1.8 1c	1.1 1c	7.9 1c	1.2 1c	0.81 J1c	20.2 1c	2.8 1c	0.95 J1c
May-16	NS	1 J1c	27.1 1c	6.8 1c	NS	NS	NS	0.49 J1c	0.82 J1c	6.9 1c	1.4 1c	1 J1c	14.6 1c	1.4 1c	ND
November-16	ND	0.94 J	29.1	8	0.67 J	NS	4.4	1.7	0.77 J	11.2	1.4	1.4	16.3	2.6	ND
May-17	ND	0.28 J1c	16.6 1c	7.3 1c	ND	NS	2.8 1c	0.28 J1c	0.64 J1c	4.3 1c	1 1c	1.4 1c	12.4 1c	1.9 1c	ND
November-17	ND	NS	41.5 1c	6.9 1c	0.16 J	6.4 1c	4.3 1c	1.1 1c	0.68 J	8.6	0.99 1c	0.98 J1c	ND	1.1 1c	0.16 J1c
May-18	ND	0.23 J1c	13.4 1c	5.7 JED1c	ND	5.3 1c	2.3 1c	ND	0.52 J	2.2 1c	0.79 J1c	0.9 J1c	9.4 1c	1.8 1c	0.22 J1c
December-18	ND	0.37 J1c	49.6 1c	9.1 2c	2.8 1c	3.8 JED2c	7.1 1c	4.6 1c	0.95 J1c	7.3 1c	1.5 1c	1.1 2c	19.6 2c	0.89 J1c	2.7 1c
May-19	ND	ND	34.3	11.9 1c	ND	ND	4.7 1c	1.3 1c	0.53 J1c	2.5 1c	1.1	1.8 1c	46.4 D31c	0.45 J1c	0.39 J1c
November-19	ND	0.42 J1c	44.6	9.3	ND	3.3	2.6	ND	0.89 J1c	5	1.6	1	36.9 ED	1	1.8
May-20	ND	0.7 J1c	42.1 1c	1.9	ND	4.2 1c	3	0.9 J1c	0.71 J1c	6.7 1c	1.3 1c	0.6 J	34.1 1c	0.82 J	ND
December-20	ND	ND	NS	3.2 1c	ND	8.3 1c	9.2	5.2 1c	1 J1c	5.2	2.3 1c	0.92 J1c	60 1c	ND	2.2 1c
May-21	ND	0.6 J1c	35.7 1c	ND	ND	8.7 1c	6.4 1c	6.7 1c	1.1 1c	2.3 1c	ND	1.1 1c	29.9 1c	2.3 1c	2.1 1c
October-21	ND	ND	57.7 1c	3.3 1c	ND	7.9 1c	8.6 1c	1.9 1c	1.2 1c	6.9 1c	3.1 1c	1.1 1c	37.1 1c	2.2 1c	1.3 1c
April-22	ND	1.3	47 1c	3.3 1c	ND	NS	8.6 1c	ND	1.1	13.8 1c	2.7 1c	2.7 1c	43.2 1c	1.4	3.7

**Parameter: 2-Nitrophenol (ug/L)**

ND: Non-Detect      NS: Not Sampled

Note: Asterisk indicates wells were replaced immediately prior to the May 2020 event. Results shown before this date are from the original well, while results shown after this date are for the replacement well.

Event Date	CP02-PZM007	CP05-PZM008	CP07-PZM006	CP08(R)-PZM008*	CP09-PZM010	CP10-PZM008	CP11-PZM010	CP12-PZM012	CP14-PZM009	CP15-PZM020	CP16-PZM008	CP18(R)-PZM009*	CP19(R)-PZM008*	CP20-PZM011	CP21-PZM004
April-11	ND	ND	ND	ND	ND	ND	ND	ND	ND	ND	NS	NS	NS	NS	NS
August-11	ND	ND	ND	ND	ND	ND	ND	ND	ND	ND	NS	NS	NS	NS	NS
March-13	NS	ND	ND	ND	NS	NS	NS	NS	NS	ND	NS	NS	NS	NS	NS
October-13	NS	ND	ND	ND	NS	NS	NS	NS	NS	ND	NS	NS	NS	NS	NS
April-14	NS	NS	ND	ND	NS	NS	NS	NS	NS	ND	NS	NS	NS	NS	NS
December-14	NS	NS	ND	ND	NS	NS	NS	NS	NS	ND	NS	NS	NS	NS	NS
June-15	NS	ND	ND	ND	NS	NS	NS	ND	ND	ND	ND	ND	ND	ND	ND
December-15	NS	ND	ND	ND	NS	NS	NS	ND	ND	ND	ND	ND	ND	ND	ND
May-16	NS	ND	ND	ND	NS	NS	NS	ND	ND	ND	ND	ND	ND	ND	ND
November-16	ND	ND	ND	ND	ND	NS	ND	ND	ND	ND	ND	ND	ND	ND	ND
May-17	ND	ND	ND	ND	ND	NS	ND	ND	ND	ND	ND	ND	ND	ND	ND
November-17	ND	NS	ND	ND	ND	ND	ND	ND	ND	ND	ND	ND	ND	ND	ND
May-18	ND	ND	ND	ND	ND	ND	ND	ND	ND	ND	ND	ND	ND	ND	ND
December-18	ND	ND	ND	ND	ND	ND	ND	ND	ND	ND	ND	ND	ND	ND	ND
May-19	ND	ND	ND	ND	ND	ND	ND	ND	ND	ND	ND	ND	ND	ND	ND
May-20	ND	ND	ND	ND	ND	ND	ND	ND	ND	ND	ND	ND	ND	ND	ND
December-20	ND	ND	NS	ND	ND	ND	ND	ND	ND	ND	ND	ND	ND	ND	ND
May-21	ND	ND	ND	ND	ND	ND	ND	ND	ND	ND	ND	ND	ND	ND	ND
October-21	ND	ND	ND	ND	ND	ND	ND	ND	ND	ND	ND	ND	ND	ND	ND
April-22	ND	ND	ND	ND	ND	NS	ND	ND	ND	ND	ND	ND	ND	ND	ND

**Parameter: 3&4-Methylphenol (ug/L)**

April-11	ND	6.4	ND	20	6	39	19	ND	3.3 J	61	NS	NS	NS	NS	NS
August-11	ND	12	160	10	ND	16	4.3 J	ND	ND	34	NS	NS	NS	NS	NS
March-13	NS	3.4	135	9.8	NS	NS	NS	NS	NS	34.1	NS	NS	NS	NS	NS
October-13	NS	ND	219	20.4	NS	NS	NS	NS	NS	36.3	NS	NS	NS	NS	NS
April-14	NS	NS	122	23.2	NS	NS	NS	NS	NS	54.2	NS	NS	NS	NS	NS
December-14	NS	NS	221	ND	NS	NS	NS	NS	NS	56.8	NS	NS	NS	NS	NS

ND: Non-Detect      NS: Not Sampled

Note: Asterisk indicates wells were replaced immediately prior to the May 2020 event. Results shown before this date are from the original well, while results shown after this date are for the replacement well.

Event Date	CP02-PZM007	CP05-PZM008	CP07-PZM006	CP08(R)-PZM008*	CP09-PZM010	CP10-PZM008	CP11-PZM010	CP12-PZM012	CP14-PZM009	CP15-PZM020	CP16-PZM008	CP18(R)-PZM009*	CP19(R)-PZM008*	CP20-PZM011	CP21-PZM004
June-15	NS	5.2 1c	122 1c	22.7 1c	NS	NS	NS	27.6 1c	ND	23.8 1c	20 1c	ND	104 1c	2.3 1c	ND
December-15	NS	6.5 1c	172 1c	10.3 1c	NS	NS	NS	4.3 1c	2.4 1c	22.6 1c	13.2 1c	1.2 J1c	57.3 1c	2.6 1c	0.49 J1c
May-16	NS	8.7 1c	72.7 1c	6.3 1c	NS	NS	NS	0.95 J1c	1.9 J1c	20.1 1c	12.3 1c	1.2 J1c	63.5 1c	1.4 J1c	ND
November-16	ND	7.8	82.7	5.4	4	NS	12.7	4	1.5 J	34	11.2	1.9 J	40.1	2 J	0.61 J
May-17	ND	2.5 1c	50.6 1c	ND	ND	NS	8 1c	0.65 J1c	1.6 J1c	13.3 1c	9.2 1c	1.5 J1c	34 1c	1.8 J1c	ND
November-17	ND	NS	103 1c	6.3 1c	1.1 J	25.7 1c	12.6 1c	2.8 1c	1.5 J	23.2	6.9 1c	1.3 J1c	25 1c	0.95 J1c	0.18 J1c
May-18	ND	1.6 J1c	36.7 1c	7.9 JED1c	ND	24 1c	6.7 1c	5.2 JSD31c	1.3 J	7.3 1c	4.7 1c	0.88 J1c	42.7 1c	1.4 J1c	0.21 J1c
December-18	ND	2.1 1c	119 1c	10.6 2c	12.1 1c	ND	ND	13.2 1c	2.1 1c	21.1 1c	7.2 1c	ND	51.2 2c	ND	ND
May-19	ND	2.3 L1	83.5 L1	6.8 1c	ND	ND	14 L11c	2.6 1c	ND	8.2 L11c	6.4	2.2 1c	140 D31c	ND	ND
November-19	ND	3.2 1c	117	13.9	ND	13.3	7.7	ND	2.1 1c	15.6	8.1	ND	116 ED	ND	ND
May-20	ND	5.6 1c	114 1c	2.4	ND	18.4 B1c5c	8.8	1.9 JP2B1c	ND	20.4 1c	6.1 1c	ND	84.8 1c	ND	ND
December-20	ND	3.1	NS	2.8 CH1c	1.4 JCH1c	30.9 1c	27.1	14.5 CH1c	2.3 CH1c	15.5	10.2 1c	1.8 J1c	153 CH1c	ND	ND
May-21	ND	3.8 1c	92.6 1c	ND	ND	31.9 1c	19 1c	18.5 1c	2.4 1c	7.9 1c	7.6 1c	1.7 J1c	70.2 1c	2.2 1c	ND
October-21	ND	3.2 H21c	147 1c	5.5 1c	ND	32.9 1c	25.3 1c	4.2 1c	2.7 1c	21.6 1c	13.1 1c	1.8 J1c	96.1 1c	2 J1c	ND
April-22	ND	9.7	126 1c	2.9 1c	1.7 J1c	NS	23.5 1c	ND	2.5	43.4 1c	13.2 1c	2.9 1c	95.2 1c	1.2 J	ND

**Parameter:** 3,3'-Dichlorobenzidine (ug/L)

April-11	ND	ND	ND	ND	ND	ND	ND	ND	ND	ND	NS	NS	NS	NS	NS
August-11	ND	ND	ND	ND	ND	ND	ND	ND	ND	ND	NS	NS	NS	NS	NS
March-13	NS	ND	ND	ND	NS	NS	NS	NS	NS	ND	NS	NS	NS	NS	NS
October-13	NS	ND	ND	ND	NS	NS	NS	NS	NS	ND	NS	NS	NS	NS	NS
April-14	NS	NS	ND	ND	NS	NS	NS	NS	NS	ND	NS	NS	NS	NS	NS
December-14	NS	NS	ND	ND	NS	NS	NS	NS	NS	ND	NS	NS	NS	NS	NS
June-15	NS	ND	ND	ND	NS	NS	NS	ND	ND	ND	ND	ND	ND	ND	ND
December-15	NS	ND	ND	ND	NS	NS	NS	ND	ND	ND	ND	ND	ND	ND	ND
May-16	NS	ND	ND	ND	NS	NS	NS	ND	ND	ND	ND	ND	ND	ND	ND
November-16	ND	ND	ND	ND	ND	NS	ND	ND	ND	ND	ND	ND	ND	ND	ND
May-17	ND	ND	ND	ND	ND	NS	ND	ND	ND	ND	ND	ND	ND	ND	ND

ND: Non-Detect      NS: Not Sampled

Note: Asterisk indicates wells were replaced immediately prior to the May 2020 event. Results shown before this date are from the original well, while results shown after this date are for the replacement well.

Event Date	CP02-PZM007	CP05-PZM008	CP07-PZM006	CP08(R)-PZM008*	CP09-PZM010	CP10-PZM008	CP11-PZM010	CP12-PZM012	CP14-PZM009	CP15-PZM020	CP16-PZM008	CP18(R)-PZM009*	CP19(R)-PZM008*	CP20-PZM011	CP21-PZM004
November-17	ND	NS	ND	ND	ND	ND	ND	ND	ND	ND	ND	ND	ND	ND	ND
May-18	ND	ND	ND	ND	ND	ND	ND	ND	ND	ND	ND	ND	ND	ND	ND
December-18	ND	ND	0.38 J1c	ND	ND	ND	ND	ND	ND	ND	ND	ND	ND	ND	ND
May-19	ND	ND	0.25 J	ND	ND	ND	ND	ND	ND	ND	ND	ND	ND	ND	ND
November-19	ND	ND	0.35 J	ND	ND	ND	ND	ND	ND	ND	ND	ND	ND	ND	ND
May-20	ND	ND	ND	ND	ND	ND	ND	ND	ND	ND	ND	ND	ND	ND	ND
December-20	ND	ND	NS	ND	ND	ND	ND	ND	ND	ND	ND	ND	ND	ND	1.5 CH1c
May-21	ND	ND	ND	ND	ND	ND	ND	ND	ND	ND	ND	ND	ND	ND	1.5 1c
October-21	ND	ND	ND	ND	ND	ND	ND	ND	ND	ND	ND	ND	ND	ND	ND
April-22	ND	ND	ND	ND	ND	NS	ND	ND	ND	ND	ND	ND	ND	ND	ND

**Parameter: 4,6-Dinitro-2-methylphenol (ug/L)**

April-11	ND	ND	ND	ND	ND	3.6 J	ND	ND	ND	ND	NS	NS	NS	NS	NS
August-11	ND	ND	ND	ND	ND	ND	ND	ND	ND	ND	NS	NS	NS	NS	NS
March-13	NS	ND	ND	ND	NS	NS	NS	NS	NS	ND	NS	NS	NS	NS	NS
October-13	NS	ND	ND	ND	NS	NS	NS	NS	NS	ND	NS	NS	NS	NS	NS
April-14	NS	NS	ND	ND	NS	NS	NS	NS	NS	ND	NS	NS	NS	NS	NS
December-14	NS	NS	ND	ND	NS	NS	NS	NS	NS	ND	NS	NS	NS	NS	NS
June-15	NS	ND	ND	ND	NS	NS	NS	ND	ND	ND	ND	ND	ND	ND	ND
December-15	NS	ND	ND	ND	NS	NS	NS	ND	ND	ND	ND	ND	ND	ND	ND
May-16	NS	ND	ND	ND	NS	NS	NS	ND	ND	ND	ND	ND	ND	ND	ND
November-16	0.86 J	ND	ND	0.69 J	0.61 J	NS	ND	ND	ND	0.79 J	ND	ND	ND	ND	ND
May-17	ND	ND	0.86 J1c	ND	ND	NS	ND	ND	ND	ND	ND	ND	ND	ND	ND
November-17	ND	NS	ND	ND	ND	ND	ND	ND	ND	ND	ND	ND	ND	ND	ND
May-18	ND	ND	ND	ND	ND	ND	ND	ND	ND	ND	ND	ND	ND	ND	ND
December-18	ND	ND	ND	ND	ND	ND	ND	ND	ND	ND	ND	ND	ND	ND	ND
May-19	ND	ND	ND	ND	ND	ND	0.8 J1c	ND	ND	ND	ND	ND	ND	ND	ND
November-19	ND	ND	ND	ND	ND	ND	ND	ND	ND	ND	ND	ND	ND	ND	ND

ND: Non-Detect      NS: Not Sampled

Note: Asterisk indicates wells were replaced immediately prior to the May 2020 event. Results shown before this date are from the original well, while results shown after this date are for the replacement well.

Event Date	CP02-PZM007	CP05-PZM008	CP07-PZM006	CP08(R)-PZM008*	CP09-PZM010	CP10-PZM008	CP11-PZM010	CP12-PZM012	CP14-PZM009	CP15-PZM020	CP16-PZM008	CP18(R)-PZM009*	CP19(R)-PZM008*	CP20-PZM011	CP21-PZM004
May-20	ND	ND	ND	ND	ND	ND	ND	ND	ND	ND	ND	ND	ND	ND	ND
December-20	ND	ND	NS	ND	ND	ND	ND	ND	ND	ND	ND	ND	ND	ND	ND
May-21	ND	ND	ND	ND	ND	ND	ND	ND	ND	ND	ND	ND	ND	ND	ND
October-21	ND	ND	ND	ND	ND	ND	ND	ND	ND	ND	ND	ND	ND	ND	ND
April-22	ND	ND	ND	ND	ND	NS	ND	ND	ND	ND	ND	ND	ND	ND	ND

**Parameter: 4-Bromophenyl phenylether (ug/L)**

April-11	ND	ND	ND	ND	ND	ND	ND	ND	ND	ND	NS	NS	NS	NS	NS
August-11	ND	ND	ND	ND	ND	ND	ND	ND	ND	ND	NS	NS	NS	NS	NS
March-13	NS	ND	ND	ND	NS	NS	NS	NS	NS	ND	NS	NS	NS	NS	NS
October-13	NS	ND	ND	ND	NS	NS	NS	NS	NS	ND	NS	NS	NS	NS	NS
April-14	NS	NS	ND	ND	NS	NS	NS	NS	NS	ND	NS	NS	NS	NS	NS
December-14	NS	NS	ND	ND	NS	NS	NS	NS	NS	ND	NS	NS	NS	NS	NS
June-15	NS	ND	ND	ND	NS	NS	NS	ND	ND	ND	ND	ND	ND	ND	ND
December-15	NS	ND	ND	ND	NS	NS	NS	ND	ND	ND	ND	ND	ND	ND	ND
May-16	NS	ND	ND	ND	NS	NS	NS	ND	ND	ND	ND	ND	ND	ND	ND
November-16	ND	ND	ND	ND	ND	NS	ND	ND	ND	ND	ND	ND	ND	ND	ND
May-17	ND	ND	ND	ND	ND	NS	ND	ND	ND	ND	ND	ND	ND	ND	ND
November-17	ND	NS	ND	ND	ND	ND	ND	ND	ND	ND	ND	ND	ND	ND	ND
May-18	ND	ND	ND	ND	ND	ND	ND	ND	ND	ND	ND	ND	ND	ND	ND
December-18	ND	ND	ND	ND	ND	ND	ND	ND	ND	ND	ND	ND	ND	ND	ND
May-19	ND	ND	ND	ND	ND	ND	ND	ND	ND	ND	ND	ND	ND	ND	ND
November-19	ND	ND	ND	ND	ND	ND	ND	ND	ND	ND	ND	ND	ND	ND	ND
May-20	ND	ND	ND	ND	ND	ND	ND	ND	ND	ND	ND	ND	ND	ND	ND
December-20	ND	ND	NS	ND	ND	ND	ND	ND	ND	ND	ND	ND	ND	ND	ND
May-21	ND	ND	ND	ND	ND	ND	ND	ND	ND	ND	ND	ND	ND	ND	ND
October-21	ND	ND	ND	ND	ND	ND	ND	ND	ND	ND	ND	ND	ND	ND	ND
April-22	ND	ND	ND	ND	ND	NS	ND	ND	ND	ND	ND	ND	ND	ND	ND

ND: Non-Detect      NS: Not Sampled

Note: Asterisk indicates wells were replaced immediately prior to the May 2020 event. Results shown before this date are from the original well, while results shown after this date are for the replacement well.

Event Date	CP02- PZM007	CP05- PZM008	CP07- PZM006	CP08(R)- PZM008*	CP09- PZM010	CP10- PZM008	CP11- PZM010	CP12- PZM012	CP14- PZM009	CP15- PZM020	CP16- PZM008	CP18(R)- PZM009*	CP19(R)- PZM008*	CP20- PZM011	CP21- PZM004
------------	-----------------	-----------------	-----------------	---------------------	-----------------	-----------------	-----------------	-----------------	-----------------	-----------------	-----------------	---------------------	---------------------	-----------------	-----------------

**Parameter: 4-Chloro-3-methylphenol (ug/L)**

April-11	ND	ND	ND	ND	ND	ND	ND	ND	ND	ND	NS	NS	NS	NS	NS
August-11	ND	ND	ND	ND	ND	ND	ND	ND	ND	ND	NS	NS	NS	NS	NS
March-13	NS	ND	ND	ND	NS	NS	NS	NS	NS	ND	NS	NS	NS	NS	NS
October-13	NS	ND	ND	ND	NS	NS	NS	NS	NS	ND	NS	NS	NS	NS	NS
April-14	NS	NS	ND	ND	NS	NS	NS	NS	NS	ND	NS	NS	NS	NS	NS
December-14	NS	NS	ND	ND	NS	NS	NS	NS	NS	ND	NS	NS	NS	NS	NS
June-15	NS	ND	ND	ND	NS	NS	NS	ND	ND	ND	ND	ND	ND	ND	ND
December-15	NS	ND	ND	ND	NS	NS	NS	ND	ND	ND	ND	ND	ND	ND	ND
May-16	NS	ND	ND	ND	NS	NS	NS	ND	ND	ND	ND	ND	ND	ND	ND
November-16	ND	ND	ND	ND	ND	NS	ND	ND	ND	ND	ND	ND	ND	ND	ND
May-17	ND	ND	ND	ND	ND	NS	ND	ND	ND	ND	ND	ND	ND	ND	ND
November-17	ND	NS	ND	ND	ND	ND	ND	ND	ND	ND	ND	ND	ND	ND	0.29 J1c
May-18	ND	ND	ND	ND	ND	ND	ND	ND	ND	ND	ND	ND	ND	ND	0.49 J1c
December-18	ND	ND	ND	ND	ND	ND	ND	ND	ND	ND	ND	ND	ND	ND	ND
May-19	ND	ND	ND	ND	ND	ND	ND	ND	ND	ND	ND	ND	ND	ND	0.83 J1c
November-19	ND	ND	ND	ND	ND	ND	ND	ND	ND	ND	ND	ND	ND	ND	ND
May-20	ND	ND	ND	ND	ND	ND	ND	ND	ND	ND	ND	ND	ND	ND	0.57 J
December-20	ND	ND	NS	ND	ND	ND	ND	ND	ND	ND	ND	ND	ND	ND	ND
May-21	ND	ND	ND	ND	ND	ND	ND	ND	ND	ND	ND	ND	ND	ND	ND
October-21	ND	ND	ND	ND	ND	ND	ND	ND	ND	ND	ND	ND	ND	ND	ND
April-22	ND	ND	ND	ND	ND	NS	ND	ND	ND	ND	ND	ND	ND	ND	ND

**Parameter: 4-Chlorophenyl phenylether (ug/L)**

April-11	ND	ND	ND	ND	ND	ND	ND	ND	ND	ND	NS	NS	NS	NS	NS
August-11	ND	ND	ND	ND	ND	ND	ND	ND	ND	ND	NS	NS	NS	NS	NS
March-13	NS	ND	ND	ND	NS	NS	NS	NS	NS	ND	NS	NS	NS	NS	NS

ND: Non-Detect      NS: Not Sampled

Note: Asterisk indicates wells were replaced immediately prior to the May 2020 event. Results shown before this date are from the original well, while results shown after this date are for the replacement well.

Event Date	CP02-PZM007	CP05-PZM008	CP07-PZM006	CP08(R)-PZM008*	CP09-PZM010	CP10-PZM008	CP11-PZM010	CP12-PZM012	CP14-PZM009	CP15-PZM020	CP16-PZM008	CP18(R)-PZM009*	CP19(R)-PZM008*	CP20-PZM011	CP21-PZM004
October-13	NS	ND	ND	ND	NS	NS	NS	NS	NS	ND	NS	NS	NS	NS	NS
April-14	NS	NS	ND	ND	NS	NS	NS	NS	NS	ND	NS	NS	NS	NS	NS
December-14	NS	NS	ND	ND	NS	NS	NS	NS	NS	ND	NS	NS	NS	NS	NS
June-15	NS	ND	ND	ND	NS	NS	NS	ND	ND	ND	ND	ND	ND	ND	ND
December-15	NS	ND	ND	ND	NS	NS	NS	ND	ND	ND	ND	ND	ND	ND	ND
May-16	NS	ND	ND	ND	NS	NS	NS	ND	ND	ND	ND	ND	ND	ND	ND
November-16	ND	ND	ND	ND	ND	NS	ND	ND	ND	ND	ND	ND	ND	ND	ND
May-17	ND	ND	ND	ND	ND	NS	ND	ND	ND	ND	ND	ND	ND	ND	ND
November-17	ND	NS	ND	ND	ND	ND	ND	ND	ND	ND	ND	ND	ND	ND	ND
May-18	ND	ND	ND	ND	ND	ND	ND	ND	ND	ND	ND	ND	ND	ND	ND
December-18	ND	ND	ND	ND	ND	ND	ND	ND	ND	ND	ND	ND	ND	ND	ND
May-19	ND	ND	ND	ND	ND	ND	ND	ND	ND	ND	ND	ND	ND	ND	ND
November-19	ND	ND	ND	ND	ND	ND	ND	ND	ND	ND	ND	ND	ND	ND	ND
May-20	ND	ND	ND	ND	ND	ND	ND	ND	ND	ND	ND	ND	ND	ND	ND
December-20	ND	ND	NS	ND	ND	ND	ND	ND	ND	ND	ND	ND	ND	ND	ND
May-21	ND	ND	ND	ND	ND	ND	ND	ND	ND	ND	ND	ND	ND	ND	ND
October-21	ND	ND	ND	ND	ND	ND	ND	ND	ND	ND	ND	ND	ND	ND	ND
April-22	ND	ND	ND	ND	ND	NS	ND	ND	ND	ND	ND	ND	ND	ND	ND

**Parameter: 4-Nitrophenol (ug/L)**

April-11	ND	ND	ND	ND	ND	ND	ND	ND	ND	ND	NS	NS	NS	NS	NS
August-11	ND	ND	ND	ND	ND	ND	ND	ND	ND	ND	NS	NS	NS	NS	NS
March-13	NS	ND	ND	ND	NS	NS	NS	NS	NS	ND	NS	NS	NS	NS	NS
October-13	NS	ND	ND	ND	NS	NS	NS	NS	NS	ND	NS	NS	NS	NS	NS
April-14	NS	NS	ND	ND	NS	NS	NS	NS	NS	ND	NS	NS	NS	NS	NS
December-14	NS	NS	ND	ND	NS	NS	NS	NS	NS	ND	NS	NS	NS	NS	NS
June-15	NS	ND	ND	ND	NS	NS	NS	ND	ND	ND	ND	ND	ND	ND	ND
December-15	NS	ND	ND	ND	NS	NS	NS	ND	ND	ND	ND	ND	ND	ND	ND

ND: Non-Detect      NS: Not Sampled

Note: Asterisk indicates wells were replaced immediately prior to the May 2020 event. Results shown before this date are from the original well, while results shown after this date are for the replacement well.



Event Date	CP02-PZM007	CP05-PZM008	CP07-PZM006	CP08(R)-PZM008*	CP09-PZM010	CP10-PZM008	CP11-PZM010	CP12-PZM012	CP14-PZM009	CP15-PZM020	CP16-PZM008	CP18(R)-PZM009*	CP19(R)-PZM008*	CP20-PZM011	CP21-PZM004
May-16	NS	ND	ND	ND	NS	NS	NS	ND	ND	ND	ND	ND	ND	ND	ND
November-16	ND	ND	ND	0.44 J	ND	NS	ND	ND	ND	ND	ND	ND	ND	ND	ND
May-17	0.75 J1c	ND	ND	ND	ND	NS	ND	ND	ND	ND	ND	ND	ND	ND	ND
November-17	0.13 J1c	NS	ND	ND	ND	ND	ND	ND	ND	ND	ND	ND	ND	ND	ND
May-18	ND	ND	ND	ND	ND	ND	ND	ND	0.29 J	ND	ND	ND	ND	ND	ND
December-18	ND	1.9 CH1c	4.7 CH1c	3.3 2c	1.2 CH1c	ND	1.9 CH1c	ND	0.87 J1c	1.2 CH1c	ND	1.7 2c	1.6 2c	ND	ND
May-19	ND	ND	0.77 J	ND	ND	ND	ND	ND	ND	ND	ND	ND	ND	ND	ND
November-19	ND	ND	ND	0.96 J	ND	ND	0.79 J	ND	ND	1	1.1	ND	ND	ND	ND
May-20	ND	ND	ND	ND	ND	ND	ND	ND	ND	ND	ND	0.88 J	ND	0.76 J	ND
December-20	ND	ND	NS	ND	ND	ND	ND	ND	ND	ND	ND	ND	ND	ND	ND
May-21	ND	ND	ND	ND	ND	ND	ND	ND	3.9 1c	ND	ND	ND	ND	ND	ND
October-21	ND	ND	ND	ND	ND	ND	ND	ND	ND	ND	ND	ND	ND	ND	6.2 CH1c
April-22	ND	ND	ND	ND	ND	NS	ND	ND	ND	ND	ND	ND	ND	ND	ND

**Parameter: Acenaphthene (ug/L)**

April-11	ND	3.7 J	ND	ND	ND	5.6	3 J	ND	ND	6.1	NS	NS	NS	NS	NS
August-11	ND	3.7 J	ND	ND	ND	3.9 J	ND	ND	ND	3.1 J	NS	NS	NS	NS	NS
March-13	NS	2.3	ND	1.3	NS	NS	NS	NS	NS	4.1	NS	NS	NS	NS	NS
October-13	NS	1.5	ND	2.7	NS	NS	NS	NS	NS	2.6	NS	NS	NS	NS	NS
April-14	NS	NS	ND	3	NS	NS	NS	NS	NS	7.1	NS	NS	NS	NS	NS
December-14	NS	NS	1.7	2.5	NS	NS	NS	NS	NS	6.9	NS	NS	NS	NS	NS
June-15	NS	3.6 1c	1.5 1c	3.3 1c	NS	NS	NS	1.2 1c	ND	5 1c	ND	ND	2.8 1c	ND	ND
December-15	NS	4.2 1c	1.7 1c	2.4 1c	NS	NS	NS	0.62 J1c	1.5 1c	4.2 1c	0.39 J1c	0.94 J1c	2.3 1c	1 J1c	0.47 J1c
May-16	NS	4.2 1c	1.7 1c	1.8 1c	NS	NS	NS	0.49 J1c	1 1c	4 1c	0.47 J1c	0.86 J1c	2.4 1c	0.69 J1c	0.42 J1c
November-16	ND	3.7	1.1	1.6	ND	NS	2.6	0.6 J	0.93 J	4.1	ND	0.7 J	1.5	0.71 J	ND
May-17	ND	2 1c	0.85 J1c	1.1 1c	ND	NS	1.6 1c	0.33 J1c	0.81 J1c	2.4 1c	0.28 J1c	0.6 J1c	1 1c	0.57 J1c	0.44 J1c
November-17	ND	NS	1.6 1c	1.4 1c	ND	5.4 1c	2.6 1c	0.57 J1c	0.54 J	3.5	0.35 J1c	0.61 J1c	1.2 1c	0.45 J1c	0.32 J1c
May-18	ND	1.7 1c	0.68 J1c	ND	ND	5.1 1c	1.5 1c	0.4 J1S1c	0.59 J	ND	0.31 J1c	0.3 J1c	0.82 J1c	0.32 J1c	0.27 J1c

ND: Non-Detect      NS: Not Sampled

Note: Asterisk indicates wells were replaced immediately prior to the May 2020 event. Results shown before this date are from the original well, while results shown after this date are for the replacement well.

Event Date	CP02-PZM007	CP05-PZM008	CP07-PZM006	CP08(R)-PZM008*	CP09-PZM010	CP10-PZM008	CP11-PZM010	CP12-PZM012	CP14-PZM009	CP15-PZM020	CP16-PZM008	CP18(R)-PZM009*	CP19(R)-PZM008*	CP20-PZM011	CP21-PZM004
December-18	ND	3.3 1c	1.5 1c	1.8 2c	0.61 J1c	5.7 JED2c	3.4 1c	0.82 J1c	1.3 1c	4.6 1c	0.63 J1c	0.59 J2c	1.1 2c	ND	ND
May-19	ND	2.2	1.3	1.4 1c	ND	ND	2.5 1c	0.86 J1c	0.7 J1c	2 1c	0.5 J	0.63 J1c	1.1 1c	ND	ND
November-19	ND	2.5 1c	1.8	1.7	ND	5.3	1.8	0.74 J1c	1 1c	3	0.51	0.66	1.2	0.66	ND
May-20	ND	3.5 1c	1.6 1c	0.44 J	ND	4.8 1c	1.9	0.47 J1c	0.93 J1c	3.8 1c	0.55 J1c	0.44 J	1 1c	ND	0.45 J
December-20	ND	3.7	NS	ND	ND	6.6 1c	3	1 J1c	0.97 J1c	2.5	ND	0.64 J1c	2.1 1c	ND	ND
May-21	ND	3.6 1c	1.1 1c	ND	ND	6.2 1c	2.7 1c	1.4 1c	1.2 1c	1.7 1c	ND	0.71 J1c	2.1 1c	ND	0.69 J1c
October-21	ND	4.1 1c	ND	ND	ND	7.1 1c	2.9 1c	0.94 J1c	ND	3.2 1c	ND	ND	1.8 1c	ND	ND
April-22	ND	4.6	1.7 1c	3.1 1c	ND	NS	3.4 1c	ND	0.78 J	5.4 1c	0.82 J1c	0.97 J1c	2.8 1c	ND	ND

**Parameter:** Acenaphthylene (ug/L)

April-11	ND	ND	ND	6.2	ND	11	ND	ND	ND	6	NS	NS	NS	NS	NS
August-11	ND	ND	ND	ND	ND	ND	ND	ND	ND	ND	NS	NS	NS	NS	NS
March-13	NS	ND	1.2	1.7	NS	NS	NS	NS	NS	4.2	NS	NS	NS	NS	NS
October-13	NS	ND	ND	1.9	NS	NS	NS	NS	NS	2.5	NS	NS	NS	NS	NS
April-14	NS	NS	1.1	2.3	NS	NS	NS	NS	NS	6.2	NS	NS	NS	NS	NS
December-14	NS	NS	1.8	1.6	NS	NS	NS	NS	NS	6.6	NS	NS	NS	NS	NS
June-15	NS	ND	1.6 1c	2.2 1c	NS	NS	NS	ND	ND	4.1 1c	ND	ND	6.9 1c	ND	ND
December-15	NS	1.1 1c	1.7 1c	2.1 1c	NS	NS	NS	0.41 J1c	0.47 J1c	3.1 1c	ND	0.27 J1c	5.2 1c	0.95 J1c	ND
May-16	NS	1.4 1c	1.8 1c	1.8 1c	NS	NS	NS	ND	0.37 J1c	2.8 1c	ND	0.3 J1c	4.9 1c	0.62 J1c	ND
November-16	ND	1.1	0.89 J	1.8	3.1	NS	1.6	ND	0.34 J	4.5	ND	0.3 J	3.4	0.75 J	ND
May-17	0.32 J1c	ND	0.63 J1c	1.2 1c	ND	NS	ND	ND	ND	1.7 1c	ND	ND	2.6 1c	0.53 J1c	ND
November-17	0.66 J1c	NS	0.95 J1c	1.2 1c	ND	ND	ND	0.24 J1c	ND	ND	5.2 1c	0.19 J1c	1.8 1c	0.14 J1c	0.2 J1c
May-18	ND	ND	0.71 J1c	ND	ND	6.9 1c	ND	ND	ND	ND	ND	ND	2 1c	0.34 J1c	0.13 J1c
December-18	ND	0.4 J1c	1.3 1c	1.4 2c	1.4 1c	6.3 JED2c	2.1 1c	0.57 J1c	0.5 J1c	ND	ND	ND	2.4 2c	ND	ND
May-19	ND	ND	1.3	1.3 1c	ND	ND	1.5 1c	0.5 J1c	ND	ND	ND	ND	2.9 1c	ND	ND
November-19	ND	0.41 J1c	2	1.3	ND	6.9	1.1	ND	0.42 J1c	2.3	ND	ND	3.4	0.69	ND
May-20	ND	1.9 1c	1.4 1c	ND	ND	7.4 1c	1.3	ND	ND	2.8 1c	ND	ND	2.5 1c	ND	ND
December-20	ND	ND	NS	ND	ND	8 1c	2.2	0.69 J1c	ND	1.5	ND	ND	5.2 1c	ND	ND

ND: Non-Detect      NS: Not Sampled

Note: Asterisk indicates wells were replaced immediately prior to the May 2020 event. Results shown before this date are from the original well, while results shown after this date are for the replacement well.

Event Date	CP02-PZM007	CP05-PZM008	CP07-PZM006	CP08(R)-PZM008*	CP09-PZM010	CP10-PZM008	CP11-PZM010	CP12-PZM012	CP14-PZM009	CP15-PZM020	CP16-PZM008	CP18(R)-PZM009*	CP19(R)-PZM008*	CP20-PZM011	CP21-PZM004
May-21	ND	ND	0.82 J1c	ND	ND	8.3 1c	1.7 1c	0.81 J1c	ND	0.8 J1c	ND	ND	4.7 1c	ND	ND
October-21	ND	ND	0.87 J1c	ND	ND	11.6 1c	ND	ND	ND	2 1c	ND	ND	3.7 1c	ND	ND
April-22	ND	0.84 J	2 1c	ND	0.89 J1c	NS	2.1 1c	ND	ND	3.7 1c	ND	ND	6.9 1c	ND	ND

**Parameter: Aniline (ug/L)**

April-11	ND	ND	ND	8.1	ND	ND	ND	ND	ND	ND	NS	NS	NS	NS	NS
August-11	ND	ND	3.5 J	6.3	ND	ND	ND	ND	ND	ND	NS	NS	NS	NS	NS
October-13	NS	ND	ND	ND	NS	NS	NS	NS	NS	ND	NS	NS	NS	NS	NS
April-14	NS	NS	ND	ND	NS	NS	NS	NS	NS	ND	NS	NS	NS	NS	NS
December-14	NS	NS	7.6	ND	NS	NS	NS	NS	NS	ND	NS	NS	NS	NS	NS
June-15	NS	ND	4.6 1c	10.4 1c	NS	NS	NS	ND	ND	ND	ND	ND	2.6 1c	ND	ND
December-15	NS	ND	5.8 1c	7.6 1c	NS	NS	NS	ND	0.79 J1c	3.1 1c	1 J1c	0.53 J1c	ND	0.42 J1c	0.45 J1c
May-16	NS	0.82 J1c	4.2 1c	7 1c	NS	NS	NS	ND	1 J1c	1.7 J1c	0.95 J1c	1.4 J1c	2.7 1c	ND	ND
November-16	ND	9.5	2.8	ND	4	NS	ND	ND	0.63 J	23.4 J	ND	0.89 J	1.5 J	0.86 J	ND
May-17	ND	ND	1.6 J1c	8.6 1c	ND	NS	5 1c	ND	0.4 J1c	ND	0.37 J1c	1 J1c	ND	0.24 J1c	ND
November-17	ND	NS	1.6 J1c	4.1 1c	ND	ND	ND	ND	ND	ND	ND	ND	ND	ND	ND
May-18	ND	0.94 J1c	1.6 J1c	3.9 JED1c	ND	ND	ND	ND	ND	ND	0.76 J1c	0.72 J1c	0.77 J1c	ND	ND
December-18	ND	ND	7.4 1c	11.9 2c	ND	ND	ND	ND	ND	ND	0.89 J1c	1.9 J2c	ND	ND	ND
May-19	ND	ND	3.7 L1	ND	ND	ND	0.96 JL11c	ND	1.3 JL11c	0.81 JL11c	2.3 JL1	ND	ND	ND	0.55 JL11c
November-19	ND	ND	3.2	8.9	ND	ND	ND	ND	ND	17 CHL1	3.5 CHL1	ND	ND	ND	ND
May-20	ND	ND	1.3 J1c	ND	ND	ND	ND	ND	ND	ND	ND	ND	1.5 J1c	ND	ND
December-20	ND	ND	NS	ND	ND	ND	ND	ND	ND	ND	ND	ND	9.3 1c	ND	ND
May-21	ND	ND	1.1 J1c	ND	ND	ND	ND	ND	ND	5.9 1c	ND	ND	ND	ND	ND
October-21	ND	ND	2.6 1c	ND	ND	ND	ND	ND	ND	ND	ND	ND	1.4 J1c	ND	ND
April-22	ND	ND	ND	1.6 J1c	1.6 J1c	NS	ND	ND	ND	ND	ND	ND	2.1c	ND	1.2 J

**Parameter: Anthracene (ug/L)**

April-11	ND	ND	ND	4.3 J	ND	20	ND	ND	ND	ND	NS	NS	NS	NS	NS
----------	----	----	----	-------	----	----	----	----	----	----	----	----	----	----	----

ND: Non-Detect      NS: Not Sampled

Note: Asterisk indicates wells were replaced immediately prior to the May 2020 event. Results shown before this date are from the original well, while results shown after this date are for the replacement well.

Event Date	CP02-PZM007	CP05-PZM008	CP07-PZM006	CP08(R)-PZM008*	CP09-PZM010	CP10-PZM008	CP11-PZM010	CP12-PZM012	CP14-PZM009	CP15-PZM020	CP16-PZM008	CP18(R)-PZM009*	CP19(R)-PZM008*	CP20-PZM011	CP21-PZM004
August-11	ND	ND	ND	ND	ND	ND	ND	ND	ND	ND	NS	NS	NS	NS	NS
March-13	NS	ND	ND	1.5	NS	NS	NS	NS	NS	1.1	NS	NS	NS	NS	NS
October-13	NS	ND	ND	1.9	NS	NS	NS	NS	NS	1.3	NS	NS	NS	NS	NS
April-14	NS	NS	ND	1.9	NS	NS	NS	NS	NS	2	NS	NS	NS	NS	NS
December-14	NS	NS	ND	1.7	NS	NS	NS	NS	NS	2	NS	NS	NS	NS	NS
June-15	NS	ND	ND	2.6 1c	NS	NS	NS	ND	ND	1.5 1c	ND	ND	ND	ND	ND
December-15	NS	0.76 J1c	0.6 J1c	2.4 1c	NS	NS	NS	0.78 J1c	0.94 J1c	1.4 1c	ND	0.47 J1c	0.99 J1c	0.23 J1c	0.3 J1c
May-16	NS	0.57 J1c	0.63 J1c	2 1c	NS	NS	NS	0.5 J1c	0.67 J1c	1 J1c	0.23 J1c	0.32 J1c	0.74 J1c	ND	ND
November-16	ND	0.39 J	0.36 J	2.4	0.32 J	NS	0.64 J	0.57 J	0.46 J	1.1	ND	0.28 J	0.57 J	0.73 J	ND
May-17	0.14 J1c	0.21 JL21c	0.21 J1c	1.2 1c	ND	NS	0.32 J1c	0.29 J1c	0.36 J1c	0.48 J1c	ND	0.15 J1c	0.34 J1c	ND	ND
November-17	ND	NS	0.34 J1c	1.7 1c	ND	2.7 1c	0.52 J1c	0.42 J1c	0.2 J	0.74 J	0.12 J1c	0.16 J1c	0.37 J1c	0.12 J1c	0.12 J1c
May-18	ND	0.11 J1c	0.13 J1c	ND	ND	2.5 1c	0.32 J1c	0.49 J1c	0.2 J	0.41 J1c	ND	ND	0.27 J1c	ND	0.13 J1c
December-18	ND	ND	0.37 J1c	1.9 2c	ND	3.5 JED2c	0.65 J1c	0.44 J1c	0.39 J1c	0.98 1c	ND	ND	0.29 J2c	ND	0.29 J1c
May-19	ND	ND	0.31 J	1.2 1c	ND	ND	0.47 J1c	0.48 J1c	ND	0.49 J1c	ND	ND	0.39 J1c	ND	ND
November-19	ND	ND	0.82	1.2	ND	2.5	0.58 J	0.48 J1c	ND	0.91 J	ND	ND	0.52	ND	ND
May-20	ND	ND	0.35 J1c	ND	ND	3.6 1c	0.44 J	ND	ND	0.88 J1c	ND	ND	0.53 J1c	ND	ND
December-20	ND	ND	NS	ND	ND	2.8 1c	ND	ND	ND	ND	ND	ND	ND	ND	ND
May-21	ND	ND	ND	ND	ND	3 1c	ND	ND	ND	ND	ND	ND	ND	ND	ND
October-21	ND	ND	ND	ND	ND	3.6 1c	ND	ND	ND	ND	ND	ND	ND	ND	ND
April-22	ND	ND	ND	ND	ND	NS	0.94 J1c	ND	ND	1.4 1c	ND	ND	1.1 1c	ND	ND

**Parameter:** Benz[a]anthracene (ug/L)

April-11	ND	ND	ND	ND	ND	ND	ND	ND	ND	ND	NS	NS	NS	NS	NS
August-11	ND	ND	ND	ND	ND	ND	ND	ND	ND	ND	NS	NS	NS	NS	NS
March-13	NS	ND	ND	ND	NS	NS	NS	NS	NS	ND	NS	NS	NS	NS	NS
October-13	NS	ND	ND	ND	NS	NS	NS	NS	NS	ND	NS	NS	NS	NS	NS
April-14	NS	NS	ND	ND	NS	NS	NS	NS	NS	ND	NS	NS	NS	NS	NS
December-14	NS	NS	ND	ND	NS	NS	NS	NS	NS	ND	NS	NS	NS	NS	NS

ND: Non-Detect      NS: Not Sampled

Note: Asterisk indicates wells were replaced immediately prior to the May 2020 event. Results shown before this date are from the original well, while results shown after this date are for the replacement well.

Event Date	CP02-PZM007	CP05-PZM008	CP07-PZM006	CP08(R)-PZM008*	CP09-PZM010	CP10-PZM008	CP11-PZM010	CP12-PZM012	CP14-PZM009	CP15-PZM020	CP16-PZM008	CP18(R)-PZM009*	CP19(R)-PZM008*	CP20-PZM011	CP21-PZM004
June-15	NS	ND	ND	ND	NS	NS	NS	ND	ND	ND	ND	ND	ND	ND	ND
December-15	NS	ND	ND	0.27 J1c	NS	NS	NS	ND	ND	ND	ND	ND	ND	ND	ND
May-16	NS	ND	ND	ND	NS	NS	NS	ND	ND	ND	ND	ND	ND	ND	ND
November-16	ND	ND	ND	0.32 J	ND	NS	ND	ND	ND	ND	ND	ND	ND	ND	ND
May-17	ND	ND	ND	ND	ND	NS	ND	ND	ND	ND	ND	ND	ND	ND	ND
November-17	ND	NS	ND	0.2 J1c	ND	0.32 J1c	ND	ND	ND	ND	ND	ND	ND	ND	ND
May-18	ND	ND	ND	ND	ND	0.9 J1c	ND	ND	ND	ND	ND	ND	ND	ND	ND
December-18	ND	ND	ND	0.24 J2c	ND	2.6 JED2c	ND	ND	ND	ND	ND	ND	ND	ND	ND
May-19	ND	ND	ND	ND	ND	ND	0.26 J1c	ND	ND	ND	ND	ND	ND	ND	ND
November-19	ND	ND	ND	ND	ND	0.43 J	ND	ND	ND	ND	ND	ND	ND	ND	ND
May-20	ND	ND	ND	ND	ND	1.1 1c	ND	ND	ND	ND	ND	ND	0.32 J1c	ND	ND
December-20	ND	ND	NS	ND	ND	ND	ND	ND	ND	ND	ND	ND	ND	ND	ND
May-21	ND	ND	ND	ND	ND	ND	ND	ND	ND	ND	ND	ND	ND	ND	ND
October-21	ND	ND	ND	ND	ND	ND	ND	ND	ND	ND	ND	ND	ND	ND	ND
April-22	ND	ND	ND	ND	ND	NS	ND	ND	ND	ND	ND	ND	ND	ND	ND

**Parameter: Benzo[a]pyrene (ug/L)**

April-11	ND	ND	ND	ND	ND	ND	ND	ND	ND	ND	NS	NS	NS	NS	NS
August-11	ND	ND	ND	ND	ND	ND	ND	ND	ND	ND	NS	NS	NS	NS	NS
March-13	NS	ND	ND	ND	NS	NS	NS	NS	NS	ND	NS	NS	NS	NS	NS
October-13	NS	ND	ND	ND	NS	NS	NS	NS	NS	ND	NS	NS	NS	NS	NS
April-14	NS	NS	ND	ND	NS	NS	NS	NS	NS	ND	NS	NS	NS	NS	NS
December-14	NS	NS	ND	ND	NS	NS	NS	NS	NS	ND	NS	NS	NS	NS	NS
June-15	NS	ND	ND	ND	NS	NS	NS	ND	ND	ND	ND	ND	ND	ND	ND
December-15	NS	ND	ND	ND	NS	NS	NS	ND	ND	ND	ND	ND	ND	ND	ND
May-16	NS	ND	ND	ND	NS	NS	NS	ND	ND	ND	ND	ND	ND	ND	ND
November-16	ND	ND	ND	ND	ND	NS	ND	ND	ND	ND	ND	ND	ND	ND	ND
May-17	ND	ND	ND	ND	ND	NS	ND	ND	ND	ND	ND	ND	ND	ND	ND

ND: Non-Detect      NS: Not Sampled

Note: Asterisk indicates wells were replaced immediately prior to the May 2020 event. Results shown before this date are from the original well, while results shown after this date are for the replacement well.

Event Date	CP02- PZM007	CP05- PZM008	CP07- PZM006	CP08(R)- PZM008*	CP09- PZM010	CP10- PZM008	CP11- PZM010	CP12- PZM012	CP14- PZM009	CP15- PZM020	CP16- PZM008	CP18(R)- PZM009*	CP19(R)- PZM008*	CP20- PZM011	CP21- PZM004
November-17	ND	NS	ND	ND	ND	ND	ND	ND	ND	ND	ND	ND	ND	ND	ND
May-18	ND	ND	ND	ND	ND	0.94 J1c	ND	ND	ND	ND	ND	ND	ND	ND	ND
December-18	ND	ND	ND	ND	ND	2.7 JED2c	ND	ND	ND	ND	ND	ND	ND	ND	ND
May-19	ND	ND	ND	ND	ND	ND	0.21 J1c	ND	ND	ND	ND	ND	ND	ND	ND
November-19	ND	ND	ND	ND	ND	ND	ND	ND	ND	ND	ND	ND	ND	ND	ND
May-20	ND	ND	ND	ND	ND	1.2 1c	ND	ND	ND	ND	ND	ND	0.27 J1c	ND	ND
December-20	ND	ND	NS	ND	ND	ND	ND	ND	ND	ND	ND	ND	ND	ND	ND
May-21	ND	ND	ND	ND	ND	ND	ND	ND	ND	ND	ND	ND	ND	ND	ND
October-21	ND	ND	ND	ND	ND	ND	ND	ND	ND	ND	ND	ND	ND	ND	ND
April-22	ND	ND	ND	ND	ND	NS	ND	ND	ND	ND	ND	ND	ND	ND	ND

**Parameter: Benzo[b]fluoranthene (ug/L)**

April-11	ND	ND	ND	ND	ND	ND	ND	ND	ND	ND	NS	NS	NS	NS	NS
August-11	ND	ND	ND	ND	ND	ND	ND	ND	ND	ND	NS	NS	NS	NS	NS
March-13	NS	ND	ND	ND	NS	NS	NS	NS	NS	ND	NS	NS	NS	NS	NS
October-13	NS	ND	ND	ND	NS	NS	NS	NS	NS	ND	NS	NS	NS	NS	NS
April-14	NS	NS	ND	ND	NS	NS	NS	NS	NS	ND	NS	NS	NS	NS	NS
December-14	NS	NS	ND	ND	NS	NS	NS	NS	NS	ND	NS	NS	NS	NS	NS
June-15	NS	ND	ND	ND	NS	NS	NS	ND	ND	ND	ND	ND	ND	ND	ND
December-15	NS	ND	ND	ND	NS	NS	NS	ND	ND	0.21 J1c	ND	ND	ND	ND	ND
May-16	NS	ND	ND	ND	NS	NS	NS	ND	ND	ND	ND	ND	ND	ND	ND
November-16	ND	ND	ND	ND	ND	NS	ND	ND	ND	ND	ND	ND	ND	0.2 J1S	ND
May-17	ND	ND	ND	ND	ND	NS	ND	ND	ND	ND	ND	ND	ND	ND	ND
November-17	ND	NS	ND	ND	ND	ND	ND	ND	ND	ND	ND	ND	ND	ND	ND
May-18	ND	ND	ND	ND	ND	0.83 J1c	ND	ND	ND	ND	ND	ND	ND	ND	ND
December-18	ND	ND	ND	ND	ND	2.6 JED2c	ND	ND	ND	ND	ND	ND	ND	ND	ND
May-19	ND	ND	ND	ND	ND	ND	ND	ND	ND	ND	ND	ND	ND	ND	ND
November-19	ND	ND	ND	ND	ND	ND	ND	ND	ND	ND	ND	ND	ND	ND	ND

ND: Non-Detect      NS: Not Sampled

Note: Asterisk indicates wells were replaced immediately prior to the May 2020 event. Results shown before this date are from the original well, while results shown after this date are for the replacement well.

Event Date	CP02-PZM007	CP05-PZM008	CP07-PZM006	CP08(R)-PZM008*	CP09-PZM010	CP10-PZM008	CP11-PZM010	CP12-PZM012	CP14-PZM009	CP15-PZM020	CP16-PZM008	CP18(R)-PZM009*	CP19(R)-PZM008*	CP20-PZM011	CP21-PZM004
May-20	ND	ND	ND	ND	ND	1.9 ip1c	ND	ND	ND	ND	ND	ND	0.29 J1c	ND	ND
December-20	ND	ND	NS	ND	ND	ND	ND	ND	ND	ND	ND	ND	ND	ND	ND
May-21	ND	ND	ND	ND	ND	ND	ND	ND	ND	ND	ND	ND	ND	ND	ND
October-21	ND	ND	ND	ND	ND	ND	ND	ND	ND	ND	ND	ND	ND	ND	ND
April-22	ND	ND	ND	ND	ND	NS	ND	ND	ND	ND	ND	ND	ND	ND	ND

**Parameter: Benzo[g,h,i]perylene (ug/L)**

April-11	ND	ND	ND	ND	ND	ND	ND	ND	ND	ND	NS	NS	NS	NS	NS
August-11	ND	ND	ND	ND	ND	ND	ND	ND	ND	ND	NS	NS	NS	NS	NS
March-13	NS	ND	ND	ND	NS	NS	NS	NS	NS	ND	NS	NS	NS	NS	NS
October-13	NS	ND	ND	ND	NS	NS	NS	NS	NS	ND	NS	NS	NS	NS	NS
April-14	NS	NS	ND	ND	NS	NS	NS	NS	NS	ND	NS	NS	NS	NS	NS
December-14	NS	NS	ND	ND	NS	NS	NS	NS	NS	ND	NS	NS	NS	NS	NS
June-15	NS	ND	ND	ND	NS	NS	NS	ND	ND	ND	ND	ND	ND	ND	ND
December-15	NS	ND	ND	ND	NS	NS	NS	ND	ND	ND	ND	ND	ND	ND	ND
May-16	NS	ND	ND	ND	NS	NS	NS	ND	ND	ND	ND	ND	ND	ND	ND
November-16	ND	ND	ND	ND	ND	NS	ND	ND	ND	ND	ND	ND	ND	ND	ND
May-17	ND	ND	ND	ND	ND	NS	ND	ND	ND	ND	ND	ND	ND	ND	ND
November-17	ND	NS	ND	ND	ND	ND	ND	ND	ND	ND	ND	ND	ND	ND	ND
May-18	ND	ND	ND	ND	ND	0.37 J1c	ND	ND	ND	ND	ND	ND	ND	ND	ND
December-18	ND	ND	ND	ND	ND	ND	ND	ND	ND	ND	ND	ND	ND	ND	ND
May-19	ND	ND	ND	ND	ND	ND	ND	ND	ND	ND	ND	ND	ND	ND	ND
November-19	ND	ND	ND	ND	ND	ND	ND	ND	ND	ND	ND	ND	ND	ND	ND
May-20	ND	ND	ND	ND	ND	0.3 J1c	ND	ND	ND	ND	ND	ND	ND	ND	ND
December-20	ND	ND	NS	ND	ND	ND	ND	ND	ND	ND	ND	ND	ND	ND	ND
May-21	ND	ND	ND	ND	ND	ND	ND	ND	ND	ND	ND	ND	ND	ND	ND
October-21	ND	ND	ND	ND	ND	ND	ND	ND	ND	ND	ND	ND	ND	ND	ND
April-22	ND	ND	ND	ND	ND	NS	ND	ND	ND	ND	ND	ND	ND	ND	ND

ND: Non-Detect      NS: Not Sampled

Note: Asterisk indicates wells were replaced immediately prior to the May 2020 event. Results shown before this date are from the original well, while results shown after this date are for the replacement well.

Event Date	CP02-PZM007	CP05-PZM008	CP07-PZM006	CP08(R)-PZM008*	CP09-PZM010	CP10-PZM008	CP11-PZM010	CP12-PZM012	CP14-PZM009	CP15-PZM020	CP16-PZM008	CP18(R)-PZM009*	CP19(R)-PZM008*	CP20-PZM011	CP21-PZM004
------------	-------------	-------------	-------------	-----------------	-------------	-------------	-------------	-------------	-------------	-------------	-------------	-----------------	-----------------	-------------	-------------

**Parameter: Benzo[k]fluoranthene (ug/L)**

April-11	ND	ND	ND	ND	ND	ND	ND	ND	ND	ND	NS	NS	NS	NS	NS
August-11	ND	ND	ND	ND	ND	ND	ND	ND	ND	ND	NS	NS	NS	NS	NS
March-13	NS	ND	ND	ND	NS	NS	NS	NS	NS	ND	NS	NS	NS	NS	NS
October-13	NS	ND	ND	ND	NS	NS	NS	NS	NS	ND	NS	NS	NS	NS	NS
April-14	NS	NS	ND	ND	NS	NS	NS	NS	NS	ND	NS	NS	NS	NS	NS
December-14	NS	NS	ND	ND	NS	NS	NS	NS	NS	ND	NS	NS	NS	NS	NS
June-15	NS	ND	ND	ND	NS	NS	NS	ND	ND	ND	ND	ND	ND	ND	ND
December-15	NS	ND	ND	ND	NS	NS	NS	ND	ND	ND	ND	ND	ND	ND	ND
May-16	NS	ND	ND	ND	NS	NS	NS	ND	ND	ND	ND	ND	ND	ND	ND
November-16	ND	ND	ND	ND	ND	NS	ND	ND	ND	ND	ND	ND	ND	ND	ND
May-17	ND	ND	ND	ND	ND	NS	ND	ND	ND	ND	ND	ND	ND	ND	ND
November-17	ND	NS	ND	ND	ND	0.17 J1c	ND	ND	ND	ND	ND	ND	ND	ND	ND
May-18	ND	ND	ND	ND	ND	1.1 1c	0.093 J1S1c	ND	ND	ND	ND	ND	ND	ND	ND
December-18	ND	ND	ND	ND	ND	ND	ND	ND	ND	ND	ND	ND	ND	ND	ND
May-19	ND	ND	ND	ND	ND	ND	ND	ND	ND	ND	ND	ND	ND	ND	ND
November-19	ND	ND	ND	ND	ND	ND	ND	ND	ND	ND	ND	ND	ND	ND	ND
May-20	ND	ND	ND	ND	ND	2.1 ip1c	ND	ND	ND	ND	ND	ND	ND	ND	ND
December-20	ND	ND	NS	ND	ND	ND	ND	ND	ND	ND	ND	ND	ND	ND	ND
May-21	ND	ND	ND	ND	ND	ND	ND	ND	ND	ND	ND	ND	ND	ND	ND
October-21	ND	ND	ND	ND	ND	ND	ND	ND	ND	ND	ND	ND	ND	ND	ND
April-22	ND	ND	ND	ND	ND	NS	ND	ND	ND	ND	ND	ND	ND	ND	ND

**Parameter: bis(2-Chloro-1-methylethyl)ether (ug/L)**

April-11	ND	ND	ND	ND	ND	ND	ND	ND	ND	ND	NS	NS	NS	NS	NS
August-11	ND	ND	ND	ND	ND	ND	ND	ND	ND	ND	NS	NS	NS	NS	NS
March-13	NS	ND	ND	ND	NS	NS	NS	NS	NS	ND	NS	NS	NS	NS	NS

ND: Non-Detect      NS: Not Sampled

Note: Asterisk indicates wells were replaced immediately prior to the May 2020 event. Results shown before this date are from the original well, while results shown after this date are for the replacement well.



Event Date	CP02-PZM007	CP05-PZM008	CP07-PZM006	CP08(R)-PZM008*	CP09-PZM010	CP10-PZM008	CP11-PZM010	CP12-PZM012	CP14-PZM009	CP15-PZM020	CP16-PZM008	CP18(R)-PZM009*	CP19(R)-PZM008*	CP20-PZM011	CP21-PZM004
October-13	NS	ND	ND	ND	NS	NS	NS	NS	NS	ND	NS	NS	NS	NS	NS
April-14	NS	NS	ND	ND	NS	NS	NS	NS	NS	ND	NS	NS	NS	NS	NS
December-14	NS	NS	ND	ND	NS	NS	NS	NS	NS	ND	NS	NS	NS	NS	NS
June-15	NS	ND	ND	ND	NS	NS	NS	ND	ND	ND	ND	ND	ND	ND	ND
December-15	NS	ND	ND	ND	NS	NS	NS	ND	ND	ND	ND	ND	ND	ND	ND
May-16	NS	ND	ND	ND	NS	NS	NS	ND	ND	ND	ND	ND	ND	ND	ND
November-16	ND	ND	ND	ND	ND	NS	ND	ND	ND	ND	ND	ND	ND	ND	ND
May-17	ND	ND	ND	ND	ND	NS	ND	ND	ND	ND	ND	ND	ND	ND	ND
November-17	ND	NS	ND	ND	ND	ND	ND	ND	ND	ND	ND	ND	ND	ND	ND
May-18	ND	ND	ND	ND	ND	ND	ND	ND	ND	ND	ND	ND	ND	ND	ND
December-18	ND	ND	ND	ND	ND	ND	ND	ND	ND	ND	ND	ND	ND	ND	ND
May-19	ND	ND	ND	ND	ND	ND	ND	ND	ND	ND	ND	ND	ND	ND	ND
November-19	ND	ND	ND	ND	ND	ND	ND	ND	ND	ND	ND	ND	ND	ND	ND
May-20	ND	ND	ND	ND	ND	ND	ND	ND	ND	ND	ND	ND	ND	ND	ND
December-20	ND	ND	NS	ND	ND	ND	ND	ND	ND	ND	ND	ND	ND	ND	ND
May-21	ND	ND	ND	ND	ND	ND	ND	ND	ND	ND	ND	ND	ND	ND	ND
October-21	ND	ND	ND	ND	ND	ND	ND	ND	ND	ND	ND	ND	ND	ND	ND
April-22	ND	ND	ND	ND	ND	NS	ND	ND	ND	ND	ND	ND	ND	ND	ND

**Parameter: bis(2-Chloroethoxy)methane (ug/L)**

April-11	ND	ND	ND	ND	ND	ND	ND	ND	ND	ND	NS	NS	NS	NS	NS
August-11	ND	ND	ND	ND	ND	ND	ND	ND	ND	ND	NS	NS	NS	NS	NS
March-13	NS	ND	ND	ND	NS	NS	NS	NS	NS	ND	NS	NS	NS	NS	NS
October-13	NS	ND	ND	ND	NS	NS	NS	NS	NS	ND	NS	NS	NS	NS	NS
April-14	NS	NS	ND	ND	NS	NS	NS	NS	NS	ND	NS	NS	NS	NS	NS
December-14	NS	NS	ND	ND	NS	NS	NS	NS	NS	ND	NS	NS	NS	NS	NS
June-15	NS	ND	ND	ND	NS	NS	NS	ND	ND	ND	ND	ND	ND	ND	ND
December-15	NS	ND	ND	ND	NS	NS	NS	ND	ND	ND	ND	ND	ND	ND	ND

ND: Non-Detect      NS: Not Sampled

Note: Asterisk indicates wells were replaced immediately prior to the May 2020 event. Results shown before this date are from the original well, while results shown after this date are for the replacement well.

Event Date	CP02-PZM007	CP05-PZM008	CP07-PZM006	CP08(R)-PZM008*	CP09-PZM010	CP10-PZM008	CP11-PZM010	CP12-PZM012	CP14-PZM009	CP15-PZM020	CP16-PZM008	CP18(R)-PZM009*	CP19(R)-PZM008*	CP20-PZM011	CP21-PZM004
May-16	NS	ND	ND	1.5 1c	NS	NS	NS	ND	ND	ND	ND	ND	ND	ND	ND
November-16	ND	ND	ND	2	ND	NS	0.33 J	ND	ND	ND	ND	ND	ND	ND	1.1
May-17	ND	ND	ND	2.5 1c	ND	NS	ND	ND	ND	ND	ND	ND	ND	ND	1.2 1c
November-17	ND	NS	ND	2.8 1c	ND	ND	0.72 J1c	ND	ND	0.93 J	ND	0.15 J1c	ND	ND	0.46 J1c
May-18	ND	ND	ND	ND	ND	ND	ND	ND	ND	ND	ND	ND	ND	ND	0.41 J1c
December-18	ND	ND	ND	2.9 2c	ND	ND	ND	ND	ND	ND	ND	ND	ND	ND	0.95 J1c
May-19	ND	ND	ND	4.3 1c	ND	ND	0.44 J1c	ND	ND	ND	ND	ND	ND	ND	ND
November-19	ND	ND	ND	ND	ND	ND	0.41 J	ND	ND	0.41 J	ND	ND	ND	ND	0.88 J
May-20	ND	ND	ND	ND	ND	ND	ND	ND	ND	ND	ND	ND	ND	ND	0.46 J
December-20	ND	ND	NS	ND	ND	ND	ND	ND	ND	ND	ND	ND	ND	ND	0.71 J1c
May-21	ND	ND	ND	ND	ND	ND	ND	ND	ND	ND	ND	ND	ND	ND	ND
October-21	ND	ND	ND	ND	ND	ND	ND	ND	ND	ND	ND	ND	ND	ND	ND
April-22	ND	ND	ND	ND	ND	NS	ND	ND	ND	ND	ND	ND	ND	ND	0.81 J

**Parameter: bis(2-Chloroethyl)ether (ug/L)**

April-11	ND	ND	ND	ND	ND	ND	ND	ND	ND	ND	NS	NS	NS	NS	NS
August-11	ND	ND	ND	ND	ND	ND	ND	ND	ND	ND	NS	NS	NS	NS	NS
March-13	NS	ND	ND	ND	NS	NS	NS	NS	NS	ND	NS	NS	NS	NS	NS
October-13	NS	ND	ND	ND	NS	NS	NS	NS	NS	ND	NS	NS	NS	NS	NS
April-14	NS	NS	ND	ND	NS	NS	NS	NS	NS	ND	NS	NS	NS	NS	NS
December-14	NS	NS	ND	ND	NS	NS	NS	NS	NS	ND	NS	NS	NS	NS	NS
June-15	NS	ND	ND	ND	NS	NS	NS	ND	ND	ND	ND	ND	ND	ND	ND
December-15	NS	ND	ND	ND	NS	NS	NS	ND	ND	ND	ND	ND	ND	ND	ND
May-16	NS	ND	ND	ND	NS	NS	NS	ND	ND	ND	ND	ND	ND	ND	ND
November-16	ND	ND	ND	ND	0.59 J	NS	ND	ND	ND	4.9	ND	ND	ND	ND	ND
May-17	ND	ND	ND	ND	ND	NS	ND	ND	ND	ND	ND	ND	ND	ND	ND
November-17	ND	NS	ND	ND	ND	ND	ND	ND	ND	ND	ND	ND	ND	ND	ND
May-18	ND	ND	ND	ND	ND	ND	ND	ND	ND	ND	ND	ND	ND	ND	ND

ND: Non-Detect      NS: Not Sampled

Note: Asterisk indicates wells were replaced immediately prior to the May 2020 event. Results shown before this date are from the original well, while results shown after this date are for the replacement well.

Event Date	CP02-PZM007	CP05-PZM008	CP07-PZM006	CP08(R)-PZM008*	CP09-PZM010	CP10-PZM008	CP11-PZM010	CP12-PZM012	CP14-PZM009	CP15-PZM020	CP16-PZM008	CP18(R)-PZM009*	CP19(R)-PZM008*	CP20-PZM011	CP21-PZM004
December-18	ND	ND	ND	5.1 2c	ND	ND	ND	ND	ND	ND	ND	ND	ND	ND	ND
May-19	ND	ND	ND	5.8 1c	ND	ND	ND	ND	ND	ND	0.41 J	ND	ND	ND	ND
November-19	ND	ND	0.52 J	ND	ND	ND	ND	ND	0.46 J1c	ND	ND	ND	ND	ND	ND
May-20	ND	ND	ND	1.1	ND	ND	ND	ND	ND	ND	ND	ND	ND	ND	ND
December-20	ND	ND	NS	ND	ND	ND	ND	ND	ND	ND	ND	ND	ND	ND	ND
May-21	ND	ND	ND	ND	ND	ND	ND	ND	ND	ND	ND	ND	ND	ND	ND
October-21	ND	ND	ND	ND	ND	ND	ND	ND	ND	ND	ND	ND	ND	ND	ND
April-22	ND	ND	ND	ND	ND	NS	ND	ND	ND	ND	ND	ND	ND	ND	ND

**Parameter: bis(2-Ethylhexyl)phthalate (ug/L)**

April-11	ND	ND	ND	ND	ND	ND	ND	ND	ND	ND	NS	NS	NS	NS	NS
August-11	ND	ND	ND	ND	ND	ND	ND	49	ND	ND	NS	NS	NS	NS	NS
March-13	NS	ND	ND	ND	NS	NS	NS	NS	NS	ND	NS	NS	NS	NS	NS
October-13	NS	ND	ND	1.4	NS	NS	NS	NS	NS	ND	NS	NS	NS	NS	NS
April-14	NS	NS	ND	ND	NS	NS	NS	NS	NS	ND	NS	NS	NS	NS	NS
December-14	NS	NS	ND	ND	NS	NS	NS	NS	NS	ND	NS	NS	NS	NS	NS
June-15	NS	ND	ND	ND	NS	NS	NS	ND	2.7 1c	ND	ND	ND	ND	ND	ND
December-15	NS	0.31 J1c	ND	ND	NS	NS	NS	0.53 J1c	0.31 J1c	0.39 J1c	0.22 J1c	0.22 J1c	0.21 J1c	ND	ND
May-16	NS	ND	0.26 J1c	ND	NS	NS	NS	ND	ND	ND	0.23 J1c	0.24 J1c	0.25 J1c	ND	0.29 J1c
November-16	0.68 JB	0.24 JIS	0.55 JB	0.56 JB	0.21 JIS	NS	ND	ND	ND	0.25 JIS	ND	0.67 JB	0.47 JB	ND	0.48 J
May-17	ND	ND	ND	ND	ND	NS	ND	ND	ND	ND	ND	ND	ND	ND	ND
November-17	ND	NS	ND	ND	ND	0.15 J1c	ND	ND	ND	0.15 J	1.1 1c	ND	ND	ND	ND
May-18	ND	ND	ND	ND	0.29 JIS1c	0.34 J1c	ND	0.34 JIS1c	ND	0.26 JIS1c	ND	ND	ND	ND	0.46 J1c
December-18	0.44 J1c	ND	0.57 J1c	ND	ND	ND	ND	ND	0.2 J1c	0.38 J1c	ND	ND	ND	ND	ND
May-19	ND	ND	ND	0.5 J1c	ND	ND	ND	ND	ND	ND	ND	ND	ND	ND	ND
November-19	0.78 J1c	ND	0.43 J	0.49 J	0.61 J	0.42 J	0.44 J	ND	ND	ND	ND	0.55 J	ND	0.57 J	0.57 J
May-20	0.44 J1c	ND	ND	ND	ND	ND	ND	ND	ND	ND	ND	ND	ND	ND	ND
December-20	ND	ND	NS	ND	ND	ND	ND	ND	ND	ND	ND	ND	ND	ND	ND

ND: Non-Detect      NS: Not Sampled

Note: Asterisk indicates wells were replaced immediately prior to the May 2020 event. Results shown before this date are from the original well, while results shown after this date are for the replacement well.

Event Date	CP02-PZM007	CP05-PZM008	CP07-PZM006	CP08(R)-PZM008*	CP09-PZM010	CP10-PZM008	CP11-PZM010	CP12-PZM012	CP14-PZM009	CP15-PZM020	CP16-PZM008	CP18(R)-PZM009*	CP19(R)-PZM008*	CP20-PZM011	CP21-PZM004
May-21	ND	ND	ND	ND	ND	ND	ND	ND	ND	ND	ND	ND	ND	ND	ND
October-21	ND	ND	ND	ND	ND	ND	ND	ND	ND	ND	ND	ND	ND	ND	ND
April-22	ND	ND	ND	ND	ND	NS	ND	ND	ND	ND	ND	ND	ND	ND	ND

**Parameter: Butyl benzyl phthalate (ug/L)**

April-11	ND	ND	ND	ND	ND	ND	ND	ND	ND	ND	NS	NS	NS	NS	NS
August-11	ND	ND	ND	ND	ND	ND	ND	ND	ND	ND	NS	NS	NS	NS	NS
March-13	NS	ND	ND	ND	NS	NS	NS	NS	NS	ND	NS	NS	NS	NS	NS
October-13	NS	ND	ND	ND	NS	NS	NS	NS	NS	ND	NS	NS	NS	NS	NS
April-14	NS	NS	ND	ND	NS	NS	NS	NS	NS	ND	NS	NS	NS	NS	NS
December-14	NS	NS	ND	ND	NS	NS	NS	NS	NS	ND	NS	NS	NS	NS	NS
June-15	NS	ND	ND	ND	NS	NS	NS	ND	ND	ND	ND	ND	ND	ND	ND
December-15	NS	ND	ND	ND	NS	NS	NS	ND	ND	ND	ND	ND	ND	ND	ND
May-16	NS	ND	ND	ND	NS	NS	NS	ND	ND	ND	ND	ND	ND	ND	ND
November-16	ND	ND	ND	ND	ND	NS	ND	ND	ND	ND	ND	ND	ND	ND	ND
May-17	ND	ND	ND	ND	ND	NS	ND	ND	ND	ND	ND	ND	ND	ND	ND
November-17	ND	NS	ND	ND	ND	ND	ND	ND	ND	ND	ND	ND	ND	ND	ND
May-18	ND	ND	ND	ND	ND	ND	ND	ND	ND	ND	ND	ND	ND	ND	ND
December-18	ND	ND	ND	ND	ND	ND	ND	ND	ND	ND	ND	ND	ND	ND	ND
May-19	ND	ND	ND	ND	ND	ND	ND	ND	ND	ND	ND	ND	ND	ND	ND
November-19	ND	ND	ND	ND	ND	ND	ND	ND	ND	ND	ND	ND	ND	ND	ND
May-20	ND	ND	ND	ND	ND	ND	ND	ND	ND	ND	ND	ND	ND	ND	ND
December-20	ND	ND	NS	ND	ND	ND	ND	ND	ND	ND	ND	ND	ND	ND	ND
May-21	ND	ND	ND	ND	ND	ND	ND	ND	ND	ND	ND	ND	ND	ND	ND
October-21	ND	ND	ND	ND	ND	ND	ND	ND	ND	ND	ND	ND	ND	ND	ND
April-22	ND	ND	ND	ND	ND	NS	ND	ND	ND	ND	ND	ND	ND	ND	ND

**Parameter: Chrysene (ug/L)**

ND: Non-Detect      NS: Not Sampled

Note: Asterisk indicates wells were replaced immediately prior to the May 2020 event. Results shown before this date are from the original well, while results shown after this date are for the replacement well.

Event Date	CP02-PZM007	CP05-PZM008	CP07-PZM006	CP08(R)-PZM008*	CP09-PZM010	CP10-PZM008	CP11-PZM010	CP12-PZM012	CP14-PZM009	CP15-PZM020	CP16-PZM008	CP18(R)-PZM009*	CP19(R)-PZM008*	CP20-PZM011	CP21-PZM004
April-11	ND	ND	ND	ND	ND	ND	ND	ND	ND	ND	NS	NS	NS	NS	NS
August-11	ND	ND	ND	ND	ND	ND	ND	ND	ND	ND	NS	NS	NS	NS	NS
March-13	NS	ND	ND	ND	NS	NS	NS	NS	NS	ND	NS	NS	NS	NS	NS
October-13	NS	ND	ND	ND	NS	NS	NS	NS	NS	ND	NS	NS	NS	NS	NS
April-14	NS	NS	ND	ND	NS	NS	NS	NS	NS	ND	NS	NS	NS	NS	NS
December-14	NS	NS	ND	ND	NS	NS	NS	NS	NS	ND	NS	NS	NS	NS	NS
June-15	NS	ND	ND	ND	NS	NS	NS	ND	ND	ND	ND	ND	ND	ND	ND
December-15	NS	ND	ND	ND	NS	NS	NS	ND	ND	ND	ND	ND	ND	ND	ND
May-16	NS	ND	ND	ND	NS	NS	NS	ND	ND	ND	ND	ND	ND	ND	ND
November-16	ND	ND	ND	ND	ND	NS	ND	ND	ND	ND	ND	ND	ND	ND	ND
May-17	ND	ND	ND	ND	ND	NS	ND	ND	ND	ND	ND	ND	ND	ND	ND
November-17	ND	NS	ND	0.18 J1c	ND	0.31 J1c	ND	ND	ND	ND	ND	ND	ND	ND	ND
May-18	ND	ND	ND	ND	ND	0.95 J1c	ND	ND	ND	ND	ND	ND	ND	ND	ND
December-18	ND	ND	ND	0.22 J2c	ND	2.8 JED2c	ND	ND	ND	ND	ND	ND	ND	ND	ND
May-19	ND	ND	ND	ND	ND	ND	0.25 J1c	ND	ND	ND	ND	ND	ND	ND	ND
November-19	ND	ND	ND	ND	ND	ND	ND	ND	ND	ND	ND	ND	ND	ND	ND
May-20	ND	ND	ND	ND	ND	1.2 1c	ND	ND	ND	ND	ND	ND	0.28 J1c	ND	ND
December-20	ND	ND	NS	ND	ND	ND	ND	ND	ND	ND	ND	ND	ND	ND	ND
May-21	ND	ND	ND	ND	ND	ND	ND	ND	ND	ND	ND	ND	ND	ND	ND
October-21	ND	ND	ND	ND	ND	ND	ND	ND	ND	ND	ND	ND	ND	ND	ND
April-22	ND	ND	ND	ND	ND	NS	ND	ND	ND	ND	ND	ND	ND	ND	ND

**Parameter:** Dibenz[a,h]anthracene (ug/L)

April-11	ND	ND	ND	ND	ND	ND	ND	ND	ND	ND	NS	NS	NS	NS	NS
August-11	ND	ND	ND	ND	ND	ND	ND	ND	ND	ND	NS	NS	NS	NS	NS
March-13	NS	ND	ND	ND	NS	NS	NS	NS	NS	ND	NS	NS	NS	NS	NS
October-13	NS	ND	ND	ND	NS	NS	NS	NS	NS	ND	NS	NS	NS	NS	NS
April-14	NS	NS	ND	ND	NS	NS	NS	NS	NS	ND	NS	NS	NS	NS	NS

ND: Non-Detect      NS: Not Sampled

Note: Asterisk indicates wells were replaced immediately prior to the May 2020 event. Results shown before this date are from the original well, while results shown after this date are for the replacement well.

Event Date	CP02-PZM007	CP05-PZM008	CP07-PZM006	CP08(R)-PZM008*	CP09-PZM010	CP10-PZM008	CP11-PZM010	CP12-PZM012	CP14-PZM009	CP15-PZM020	CP16-PZM008	CP18(R)-PZM009*	CP19(R)-PZM008*	CP20-PZM011	CP21-PZM004
December-14	NS	NS	ND	ND	NS	NS	NS	NS	NS	ND	NS	NS	NS	NS	NS
June-15	NS	ND	ND	ND	NS	NS	NS	ND	ND	ND	ND	ND	ND	ND	ND
December-15	NS	ND	ND	ND	NS	NS	NS	ND	ND	ND	ND	ND	ND	ND	ND
May-16	NS	ND	ND	ND	NS	NS	NS	ND	ND	ND	ND	ND	ND	ND	ND
November-16	ND	ND	ND	ND	ND	NS	ND	ND	ND	ND	ND	ND	ND	ND	ND
May-17	ND	ND	ND	ND	ND	NS	ND	ND	ND	ND	ND	ND	ND	ND	ND
November-17	ND	NS	ND	ND	ND	ND	ND	ND	ND	ND	ND	ND	ND	ND	ND
May-18	ND	ND	ND	ND	ND	ND	ND	ND	ND	ND	ND	ND	ND	ND	ND
December-18	ND	ND	ND	ND	ND	ND	ND	ND	ND	ND	ND	ND	ND	ND	ND
May-19	ND	ND	ND	ND	ND	ND	ND	ND	ND	ND	ND	ND	ND	ND	ND
November-19	ND	ND	ND	ND	ND	ND	ND	ND	ND	ND	ND	ND	ND	ND	ND
May-20	ND	ND	ND	ND	ND	ND	ND	ND	ND	ND	ND	ND	ND	ND	ND
December-20	ND	ND	NS	ND	ND	ND	ND	ND	ND	ND	ND	ND	ND	ND	ND
May-21	ND	ND	ND	ND	ND	ND	ND	ND	ND	ND	ND	ND	ND	ND	ND
October-21	ND	ND	ND	ND	ND	ND	ND	ND	ND	ND	ND	ND	ND	ND	ND
April-22	ND	ND	ND	ND	ND	NS	ND	ND	ND	ND	ND	ND	ND	ND	ND

**Parameter: Dibenzofuran (ug/L)**

April-11	ND	ND	ND	8.3	ND	7.5	ND	ND	ND	3.6 J	NS	NS	NS	NS	NS
August-11	ND	ND	ND	3.3 J	ND	ND	ND	ND	ND	ND	NS	NS	NS	NS	NS
March-13	NS	ND	ND	2.2	NS	NS	NS	NS	NS	2.8	NS	NS	NS	NS	NS
October-13	NS	ND	ND	2.8	NS	NS	NS	NS	NS	1.6	NS	NS	NS	NS	NS
April-14	NS	NS	ND	3.7	NS	NS	NS	NS	NS	4.8	NS	NS	NS	NS	NS
December-14	NS	NS	1.1	2.9	NS	NS	NS	NS	NS	4.8	NS	NS	NS	NS	NS
June-15	NS	1.2 1c	ND	3.9 1c	NS	NS	NS	ND	ND	3.4 1c	ND	ND	4.6 1c	ND	ND
December-15	NS	1.4 1c	0.93 J1c	3.3 1c	NS	NS	NS	ND	0.63 J1c	2.7 1c	ND	0.48 J1c	3.4 1c	0.44 J1c	ND
May-16	NS	1 1c	0.92 J1c	2.7 1c	NS	NS	NS	ND	0.34 J1c	1.7 1c	ND	0.4 J1c	2.8 1c	ND	ND
November-16	ND	1.2	0.62 J	2.7	0.83 J	NS	1.4	ND	0.36 J	2.5	ND	0.39 J	1.9	0.27 J	ND

ND: Non-Detect      NS: Not Sampled

Note: Asterisk indicates wells were replaced immediately prior to the May 2020 event. Results shown before this date are from the original well, while results shown after this date are for the replacement well.

Event Date	CP02-PZM007	CP05-PZM008	CP07-PZM006	CP08(R)-PZM008*	CP09-PZM010	CP10-PZM008	CP11-PZM010	CP12-PZM012	CP14-PZM009	CP15-PZM020	CP16-PZM008	CP18(R)-PZM009*	CP19(R)-PZM008*	CP20-PZM011	CP21-PZM004
May-17	0.42 J1c	0.39 J1c	0.38 J1c	1.9 1c	ND	NS	0.78 J1c	ND	0.31 J1c	1.4 1c	ND	0.3 J1c	1.5 1c	ND	ND
November-17	0.14 J1c	NS	0.84 J1c	2.7 1c	ND	7.2 1c	1.4 1c	0.2 J1c	0.18 J	1.6	0.13 J1c	0.3 J1c	1.8 1c	0.23 J1c	ND
May-18	ND	0.21 J1c	0.44 J1c	2.4 JED1c	ND	6.6 1c	0.78 J1c	ND	0.27 J	0.88 JIS1c	ND	ND	1.3 1c	0.19 J1c	ND
December-18	ND	0.46 J1c	0.83 J1c	2.5 2c	0.44 J1c	7.2 JED2c	1.8 1c	ND	0.44 J1c	2.2 1c	ND	0.4 J2c	1.5 2c	ND	ND
May-19	ND	ND	0.74 J	2.4 1c	ND	ND	1.3 1c	ND	ND	0.97 J1c	ND	ND	1.7 1c	ND	ND
November-19	ND	0.45 J1c	0.87 J	1.7	ND	5.8	0.9 J	ND	0.39 J1c	1.6	ND	ND	1.6 ED	ND	ND
May-20	ND	0.91 J1c	0.9 J1c	ND	ND	7.2 1c	1	ND	ND	1.9 1c	ND	ND	1.9 1c	ND	ND
December-20	ND	ND	NS	0.91 J1c	ND	7.1 1c	1.5	ND	ND	0.98 J	ND	ND	3.3 1c	ND	ND
May-21	ND	0.57 J1c	ND	ND	ND	7.4 1c	1.4 1c	ND	ND	0.67 J1c	ND	ND	3.4 1c	ND	ND
October-21	0.93 J1c	ND	ND	0.71 J1c	ND	8.3 1c	1.3 1c	ND	ND	1.5 1c	ND	ND	2.8 1c	ND	ND
April-22	ND	0.75 J	0.81 J1c	1.4 1c	ND	NS	1.5 1c	ND	ND	2.5 1c	ND	ND	4.5 1c	ND	ND

**Parameter: Diethylphthalate (ug/L)**

April-11	ND	ND	ND	ND	ND	ND	ND	ND	ND	ND	NS	NS	NS	NS	NS
August-11	ND	ND	ND	ND	ND	ND	ND	ND	ND	ND	NS	NS	NS	NS	NS
March-13	NS	ND	ND	ND	NS	NS	NS	NS	NS	ND	NS	NS	NS	NS	NS
October-13	NS	ND	ND	ND	NS	NS	NS	NS	NS	ND	NS	NS	NS	NS	NS
April-14	NS	NS	ND	ND	NS	NS	NS	NS	NS	ND	NS	NS	NS	NS	NS
December-14	NS	NS	ND	ND	NS	NS	NS	NS	NS	ND	NS	NS	NS	NS	NS
June-15	NS	ND	ND	ND	NS	NS	NS	ND	ND	ND	ND	ND	ND	ND	ND
December-15	NS	ND	ND	ND	NS	NS	NS	ND	ND	ND	ND	ND	ND	ND	ND
May-16	NS	ND	ND	ND	NS	NS	NS	ND	ND	ND	ND	ND	ND	ND	0.6 J1c
November-16	ND	ND	ND	ND	ND	NS	0.3 J	ND	ND	0.31 J	ND	0.28 J	0.25 J	ND	0.58 J
May-17	ND	ND	ND	ND	ND	NS	ND	ND	ND	ND	ND	ND	ND	ND	0.4 J1c
November-17	ND	NS	ND	ND	ND	ND	ND	ND	ND	ND	ND	ND	ND	ND	ND
May-18	ND	ND	ND	ND	ND	ND	ND	ND	ND	ND	ND	ND	ND	ND	ND
December-18	ND	ND	0.5 J1c	ND	ND	ND	ND	ND	ND	ND	ND	ND	ND	ND	0.49 J1c
May-19	ND	ND	ND	ND	ND	ND	ND	ND	ND	ND	ND	ND	ND	ND	ND

ND: Non-Detect      NS: Not Sampled

Note: Asterisk indicates wells were replaced immediately prior to the May 2020 event. Results shown before this date are from the original well, while results shown after this date are for the replacement well.

Event Date	CP02-PZM007	CP05-PZM008	CP07-PZM006	CP08(R)-PZM008*	CP09-PZM010	CP10-PZM008	CP11-PZM010	CP12-PZM012	CP14-PZM009	CP15-PZM020	CP16-PZM008	CP18(R)-PZM009*	CP19(R)-PZM008*	CP20-PZM011	CP21-PZM004
November-19	ND	ND	ND	ND	ND	ND	ND	ND	ND	ND	ND	ND	ND	ND	ND
May-20	ND	ND	ND	ND	ND	0.55 J1c	ND	ND	ND	ND	ND	ND	ND	ND	0.42 J
December-20	ND	ND	NS	ND	ND	ND	ND	ND	ND	ND	ND	ND	ND	ND	ND
May-21	ND	ND	ND	ND	ND	ND	ND	ND	ND	ND	ND	ND	ND	ND	ND
October-21	ND	ND	ND	ND	ND	ND	ND	ND	ND	ND	ND	ND	ND	ND	ND
April-22	ND	ND	ND	ND	ND	NS	ND	ND	ND	ND	ND	ND	ND	ND	ND

**Parameter: Dimethylphthalate (ug/L)**

April-11	ND	ND	ND	ND	ND	6	ND	ND	ND	ND	NS	NS	NS	NS	NS
August-11	ND	ND	ND	ND	ND	ND	ND	ND	ND	ND	NS	NS	NS	NS	NS
March-13	NS	ND	ND	ND	NS	NS	NS	NS	NS	ND	NS	NS	NS	NS	NS
October-13	NS	ND	ND	ND	NS	NS	NS	NS	NS	ND	NS	NS	NS	NS	NS
April-14	NS	NS	ND	ND	NS	NS	NS	NS	NS	ND	NS	NS	NS	NS	NS
December-14	NS	NS	ND	ND	NS	NS	NS	NS	NS	ND	NS	NS	NS	NS	NS
June-15	NS	ND	ND	ND	NS	NS	NS	ND	ND	ND	ND	ND	ND	ND	ND
December-15	NS	ND	ND	ND	NS	NS	NS	ND	ND	ND	ND	ND	ND	ND	ND
May-16	NS	ND	ND	ND	NS	NS	NS	ND	ND	ND	ND	ND	ND	ND	ND
November-16	ND	ND	ND	ND	ND	NS	ND	ND	ND	ND	ND	ND	ND	ND	ND
May-17	ND	ND	ND	ND	ND	NS	ND	ND	ND	ND	ND	ND	ND	ND	ND
November-17	ND	NS	ND	ND	ND	ND	ND	ND	ND	ND	ND	ND	ND	ND	ND
May-18	ND	ND	ND	ND	ND	ND	ND	ND	ND	ND	ND	ND	ND	ND	ND
December-18	ND	ND	ND	ND	1.7 1c	ND	ND	ND	ND	ND	ND	ND	ND	ND	ND
May-19	ND	ND	ND	ND	ND	ND	ND	ND	ND	ND	ND	ND	ND	ND	ND
November-19	ND	ND	ND	ND	ND	4.1	ND	ND	ND	ND	ND	ND	ND	ND	ND
May-20	ND	ND	ND	ND	ND	ND	ND	ND	ND	ND	ND	ND	ND	ND	ND
December-20	ND	ND	NS	ND	ND	ND	ND	ND	ND	ND	ND	ND	ND	ND	ND
May-21	ND	ND	ND	ND	ND	ND	ND	ND	ND	ND	ND	ND	ND	ND	ND
October-21	ND	ND	ND	ND	ND	ND	ND	ND	ND	ND	ND	ND	ND	ND	ND

ND: Non-Detect      NS: Not Sampled

Note: Asterisk indicates wells were replaced immediately prior to the May 2020 event. Results shown before this date are from the original well, while results shown after this date are for the replacement well.



Event Date	CP02-PZM007	CP05-PZM008	CP07-PZM006	CP08(R)-PZM008*	CP09-PZM010	CP10-PZM008	CP11-PZM010	CP12-PZM012	CP14-PZM009	CP15-PZM020	CP16-PZM008	CP18(R)-PZM009*	CP19(R)-PZM008*	CP20-PZM011	CP21-PZM004
April-22	ND	ND	ND	ND	ND	NS	ND	ND	ND	ND	ND	ND	ND	ND	ND

**Parameter: Di-n-butylphthalate (ug/L)**

April-11	ND	ND	ND	ND	ND	ND	ND	ND	ND	ND	NS	NS	NS	NS	NS
August-11	ND	ND	ND	ND	ND	ND	ND	ND	ND	ND	NS	NS	NS	NS	NS
March-13	NS	ND	ND	ND	NS	NS	NS	NS	NS	ND	NS	NS	NS	NS	NS
October-13	NS	ND	ND	ND	NS	NS	NS	NS	NS	ND	NS	NS	NS	NS	NS
April-14	NS	NS	ND	ND	NS	NS	NS	NS	NS	ND	NS	NS	NS	NS	NS
December-14	NS	NS	ND	ND	NS	NS	NS	NS	NS	ND	NS	NS	NS	NS	NS
June-15	NS	ND	ND	ND	NS	NS	NS	ND	ND	ND	ND	ND	ND	ND	ND
December-15	NS	ND	ND	ND	NS	NS	NS	ND	ND	ND	ND	ND	ND	ND	0.3 J1c
May-16	NS	ND	ND	ND	NS	NS	NS	ND	ND	ND	ND	ND	ND	ND	ND
November-16	ND	ND	ND	ND	ND	NS	ND	ND	ND	ND	ND	ND	ND	ND	ND
May-17	0.16 J1c	ND	ND	ND	ND	NS	ND	ND	0.13 J1c	0.11 J1c	ND	ND	ND	ND	ND
November-17	ND	NS	ND	ND	ND	ND	ND	ND	ND	ND	ND	ND	ND	ND	ND
May-18	ND	ND	ND	ND	ND	ND	ND	ND	ND	ND	ND	ND	ND	ND	ND
December-18	ND	ND	ND	ND	ND	ND	ND	ND	ND	ND	ND	ND	ND	ND	ND
May-19	ND	ND	ND	ND	ND	ND	ND	ND	ND	ND	ND	ND	ND	ND	ND
November-19	ND	ND	ND	ND	ND	ND	ND	ND	ND	ND	ND	ND	ND	ND	ND
May-20	1.7 Jc	0.52 J1c	0.63 J1c	0.48 J	0.52 J1c	0.8 JB1c	ND	0.51 JB1c	0.5 JB1c	0.7 J1c	0.63 J1c	0.42 J	0.48 JB1c	0.5 J	0.73 J
December-20	ND	ND	NS	ND	ND	ND	ND	ND	ND	ND	ND	ND	ND	ND	ND
May-21	ND	ND	ND	ND	ND	ND	ND	ND	ND	ND	ND	ND	ND	ND	ND
October-21	ND	ND	ND	ND	ND	ND	ND	ND	ND	ND	ND	ND	ND	ND	ND
April-22	ND	ND	ND	ND	ND	NS	ND	ND	ND	ND	ND	ND	ND	ND	ND

**Parameter: Di-n-octylphthalate (ug/L)**

April-11	ND	ND	ND	ND	ND	ND	ND	ND	ND	ND	NS	NS	NS	NS	NS
August-11	ND	ND	ND	ND	ND	ND	ND	ND	ND	ND	NS	NS	NS	NS	NS

ND: Non-Detect      NS: Not Sampled

Note: Asterisk indicates wells were replaced immediately prior to the May 2020 event. Results shown before this date are from the original well, while results shown after this date are for the replacement well.

Event Date	CP02- PZM007	CP05- PZM008	CP07- PZM006	CP08(R)- PZM008*	CP09- PZM010	CP10- PZM008	CP11- PZM010	CP12- PZM012	CP14- PZM009	CP15- PZM020	CP16- PZM008	CP18(R)- PZM009*	CP19(R)- PZM008*	CP20- PZM011	CP21- PZM004
March-13	NS	ND	ND	ND	NS	NS	NS	NS	NS	ND	NS	NS	NS	NS	NS
October-13	NS	ND	ND	ND	NS	NS	NS	NS	NS	ND	NS	NS	NS	NS	NS
April-14	NS	NS	ND	ND	NS	NS	NS	NS	NS	ND	NS	NS	NS	NS	NS
December-14	NS	NS	ND	ND	NS	NS	NS	NS	NS	ND	NS	NS	NS	NS	NS
June-15	NS	ND	ND	ND	NS	NS	NS	ND	ND	ND	ND	ND	ND	ND	ND
December-15	NS	ND	ND	ND	NS	NS	NS	ND	ND	ND	ND	ND	ND	ND	ND
May-16	NS	ND	ND	ND	NS	NS	NS	ND	ND	ND	ND	ND	ND	ND	ND
November-16	ND	ND	ND	ND	ND	NS	ND	0.33 JIS	ND	ND	ND	ND	ND	ND	ND
May-17	0.7 JB1c	0.63 JB1c	0.67 JB1c	0.67 JB1c	0.65 JB1c	NS	0.79 JB1c	0.68 JB1c	0.74 JB1c	0.73 JB1c	0.67 JB1c	0.73 JB1c	0.75 JB1c	0.67 JB1c	ND
November-17	ND	NS	ND	ND	ND	ND	ND	ND	ND	ND	ND	ND	ND	ND	ND
May-18	ND	ND	ND	ND	ND	ND	ND	ND	ND	ND	ND	ND	ND	0.22 J1c	1.2 IS1c
December-18	ND	ND	ND	ND	ND	ND	ND	ND	ND	ND	ND	ND	ND	ND	ND
May-19	ND	ND	ND	ND	ND	ND	ND	ND	ND	ND	ND	ND	ND	ND	ND
November-19	ND	ND	ND	ND	0.37 J	ND	ND	ND	ND	ND	ND	ND	ND	ND	ND
May-20	ND	ND	ND	ND	ND	ND	ND	ND	ND	ND	ND	ND	ND	ND	ND
December-20	ND	ND	NS	ND	ND	ND	ND	ND	ND	ND	ND	ND	ND	ND	ND
May-21	ND	ND	ND	ND	ND	ND	ND	ND	ND	ND	ND	ND	ND	ND	ND
October-21	ND	ND	ND	ND	ND	ND	ND	ND	ND	ND	ND	ND	ND	ND	ND
April-22	ND	ND	ND	ND	ND	NS	ND	ND	ND	ND	ND	ND	ND	ND	ND

**Parameter: Fluoranthene (ug/L)**

April-11	ND	ND	ND	5.3	ND	4.6 J	ND	ND	ND	ND	NS	NS	NS	NS	NS
August-11	ND	ND	ND	ND	ND	ND	3.2 J	ND	ND	ND	NS	NS	NS	NS	NS
March-13	NS	ND	ND	2.3	NS	NS	NS	NS	NS	ND	NS	NS	NS	NS	NS
October-13	NS	ND	ND	3.1	NS	NS	NS	NS	NS	ND	NS	NS	NS	NS	NS
April-14	NS	NS	ND	3.1	NS	NS	NS	NS	NS	1.6	NS	NS	NS	NS	NS
December-14	NS	NS	ND	3.4	NS	NS	NS	NS	NS	1.9	NS	NS	NS	NS	NS
June-15	NS	ND	ND	4.7 1c	NS	NS	NS	ND	ND	1.6 1c	ND	ND	1.2 1c	ND	ND

ND: Non-Detect      NS: Not Sampled

Note: Asterisk indicates wells were replaced immediately prior to the May 2020 event. Results shown before this date are from the original well, while results shown after this date are for the replacement well.

Event Date	CP02-PZM007	CP05-PZM008	CP07-PZM006	CP08(R)-PZM008*	CP09-PZM010	CP10-PZM008	CP11-PZM010	CP12-PZM012	CP14-PZM009	CP15-PZM020	CP16-PZM008	CP18(R)-PZM009*	CP19(R)-PZM008*	CP20-PZM011	CP21-PZM004
December-15	NS	0.74 J1c	0.64 J1c	3.7 1c	NS	NS	NS	0.71 J1c	0.74 J1c	1.5 1c	0.39 J1c	0.6 J1c	1.2 1c	0.52 J1c	0.55 J1c
May-16	NS	0.6 J1c	0.69 J1c	3.3 1c	NS	NS	NS	0.78 J1c	0.52 J1c	1.1 1c	0.32 J1c	0.53 J1c	0.9 J1c	0.45 J1c	0.4 J1c
November-16	0.68 J	0.66 J	0.4 J	4.1	0.27 J	NS	1.7	0.71 J	0.51 J	1.1	0.26 J	0.54 J	0.82 J	0.48 J	0.42 J
May-17	0.78 J1c	0.24 J1c	0.23 J1c	2 1c	ND	NS	1.2 1c	0.49 J1c	0.33 J1c	0.63 J1c	0.21 J1c	0.31 J1c	0.52 J1c	0.3 J1c	0.31 J1c
November-17	0.22 J1c	NS	0.42 J1c	2.8 1c	ND	4.8 1c	1.4 1c	0.52 J1c	0.28 J	0.89 J	0.29 J1c	0.31 J1c	0.53 J1c	0.48 J1c	0.23 J1c
May-18	0.22 J1c	0.2 J1c	0.15 J1c	3.1 JED1c	ND	5 1c	0.22 J1c	0.33 JIS1c	0.43 J	0.33 JIS1c	0.23 J1c	ND	0.43 J1c	0.28 J1c	ND
December-18	0.11 J1c	ND	0.51 J1c	3.4 2c	0.34 J1c	9.5 JED2c	0.9 J1c	0.47 J1c	0.52 J1c	1.5 1c	0.41 J1c	0.37 J2c	0.44 J2c	0.39 J1c	0.34 J1c
May-19	0.28 J	ND	0.35 J	2.5 1c	ND	ND	1 1c	0.68 J1c	0.28 J1c	0.85 J1c	0.29 J	0.55 J1c	0.63 J1c	0.25 J1c	ND
November-19	0.54 1c	ND	0.53	2.1	ND	5.4	2.2	0.85 J1c	0.47 J1c	1	0.33 J	0.42 J	0.6 JED	0.46	ND
May-20	0.28 J1c	0.26 J1c	0.36 J1c	0.44 J	ND	7.3 1c	0.95 J	0.51 J1c	0.39 J1c	1.1 1c	0.36 J1c	0.62 J	1.2 1c	0.37 J	ND
December-20	ND	ND	NS	ND	ND	4 1c	ND	ND	ND	0.97 J	ND	ND	0.77 J1c	ND	ND
May-21	ND	ND	ND	ND	ND	4.3 1c	1.1 1c	1.3 1c	ND	ND	ND	ND	0.8 J1c	ND	ND
October-21	1.3 H21c	ND	ND	0.73 J1c	ND	5.4 1c	0.99 1c	0.79 J1c	ND	1.1 1c	ND	ND	0.73 J1c	ND	ND
April-22	ND	ND	ND	ND	ND	NS	1.7 1c	0.75 J	ND	1.4 1c	ND	0.76 J1c	1.3 1c	ND	ND

**Parameter: Fluorene (ug/L)**

April-11	ND	ND	ND	10	ND	7.4	ND	ND	ND	4.5 J	NS	NS	NS	NS	NS
August-11	ND	ND	ND	4.2 J	ND	ND	ND	ND	ND	ND	NS	NS	NS	NS	NS
March-13	NS	ND	ND	3.6	NS	NS	NS	NS	NS	3.7	NS	NS	NS	NS	NS
October-13	NS	ND	ND	3.4	NS	NS	NS	NS	NS	2	NS	NS	NS	NS	NS
April-14	NS	NS	ND	4.6	NS	NS	NS	NS	NS	6	NS	NS	NS	NS	NS
December-14	NS	NS	1.6	3.4	NS	NS	NS	NS	NS	6.2	NS	NS	NS	NS	NS
June-15	NS	1.4 1c	1.4 1c	5.3 1c	NS	NS	NS	ND	ND	4.6 1c	ND	ND	4.1 1c	ND	ND
December-15	NS	1.7 1c	1.3 1c	4.7 1c	NS	NS	NS	0.25 J1c	0.52 J1c	3.9 1c	ND	0.53 J1c	3.3 1c	0.61 J1c	0.25 J1c
May-16	NS	1.3 1c	1.5 1c	3.9 1c	NS	NS	NS	ND	0.27 J1c	2.4 1c	ND	0.47 J1c	2.8 1c	0.39 J1c	ND
November-16	2.3	1.4	1 J	3.6	0.95 J	NS	1.1	ND	0.28 J	3.6	ND	0.39 J	2.2	0.37 J	ND
May-17	ND	0.43 JL21c	0.61 J1c	2.4 1c	ND	NS	0.44 J1c	ND	ND	1.8 1c	ND	0.32 J1c	1.7 1c	0.31 J1c	0.68 J1c
November-17	ND	NS	1.2 1c	3.7 1c	ND	6 1c	1.2 1c	0.19 J1c	0.2 J	2.6	ND	0.35 J1c	1.9 1c	0.33 J1c	ND

ND: Non-Detect      NS: Not Sampled

Note: Asterisk indicates wells were replaced immediately prior to the May 2020 event. Results shown before this date are from the original well, while results shown after this date are for the replacement well.

Event Date	CP02-PZM007	CP05-PZM008	CP07-PZM006	CP08(R)-PZM008*	CP09-PZM010	CP10-PZM008	CP11-PZM010	CP12-PZM012	CP14-PZM009	CP15-PZM020	CP16-PZM008	CP18(R)-PZM009*	CP19(R)-PZM008*	CP20-PZM011	CP21-PZM004
May-18	0.67 J1c	0.27 J1c	0.63 J1c	3.9 JED1c	ND	6.1 1c	0.73 J1c	ND	0.31 J	ND	ND	ND	1.1 1c	0.24 J1c	ND
December-18	0.44 J1c	0.49 J1c	1.3 1c	3.4 2c	0.71 J1c	6.9 JED2c	1.7 1c	ND	0.43 J1c	3 1c	ND	ND	1.3 2c	ND	ND
May-19	1.7	0.37 J	1.2	4.8 1c	ND	ND	1.1 1c	ND	ND	1.2 1c	ND	ND	1.6 1c	ND	ND
November-19	3.5 1c	0.56 IS1c	1.5	2.6	ND	5.4	0.7 J	ND	ND	2.6	ND	ND	1.9	ND	ND
May-20	1.2 1c	1.3 1c	1.3 1c	2.1	ND	6.5 1c	0.81 J	ND	ND	2.5 1c	ND	ND	1.8 1c	ND	ND
December-20	1.4 1c	ND	NS	4.6 1c	ND	6.1 1c	1.4	ND	ND	1.4	ND	ND	3.3 1c	ND	ND
May-21	1.8 1c	0.73 J1c	0.9 J1c	ND	ND	7.9 1c	1.2 1c	ND	ND	ND	ND	ND	3.2 1c	ND	ND
October-21	ND	ND	0.86 J1c	4.9 1c	ND	8 1c	1.2 1c	ND	ND	2.1 1c	ND	ND	2.9 1c	ND	ND
April-22	3.7 1c	0.96 J	1.5 1c	7.4 1c	ND	NS	1.4 1c	ND	ND	3.6 1c	ND	ND	4.5 1c	ND	ND

**Parameter: Hexachloro-1,3-butadiene (ug/L)**

April-11	ND	ND	ND	ND	ND	ND	ND	ND	ND	ND	NS	NS	NS	NS	NS
August-11	ND	ND	ND	ND	ND	ND	ND	ND	ND	ND	NS	NS	NS	NS	NS
March-13	NS	ND	ND	ND	NS	NS	NS	NS	NS	ND	NS	NS	NS	NS	NS
October-13	NS	ND	ND	ND	NS	NS	NS	NS	NS	ND	NS	NS	NS	NS	NS
April-14	NS	NS	ND	ND	NS	NS	NS	NS	NS	ND	NS	NS	NS	NS	NS
December-14	NS	NS	ND	ND	NS	NS	NS	NS	NS	ND	NS	NS	NS	NS	NS
June-15	NS	ND	ND	ND	NS	NS	NS	ND	ND	ND	ND	ND	ND	ND	ND
December-15	NS	ND	ND	ND	NS	NS	NS	ND	ND	ND	ND	ND	ND	ND	ND
May-16	NS	ND	ND	ND	NS	NS	NS	ND	ND	ND	ND	ND	ND	ND	ND
November-16	ND	ND	ND	ND	ND	NS	ND	ND	ND	ND	ND	ND	ND	ND	ND
May-17	ND	ND	ND	ND	ND	NS	ND	ND	ND	ND	ND	ND	ND	ND	ND
November-17	ND	NS	ND	ND	ND	ND	ND	ND	ND	ND	ND	ND	ND	ND	ND
May-18	ND	ND	ND	ND	ND	ND	ND	ND	ND	ND	ND	ND	ND	ND	ND
December-18	ND	ND	ND	ND	ND	ND	ND	ND	ND	ND	ND	ND	ND	ND	ND
May-19	ND	ND	ND	ND	ND	ND	ND	ND	ND	ND	ND	ND	ND	ND	ND
November-19	ND	ND	ND	ND	ND	ND	ND	ND	ND	ND	ND	ND	ND	ND	ND
May-20	ND	ND	ND	ND	ND	ND	ND	ND	ND	ND	ND	ND	ND	ND	ND

ND: Non-Detect      NS: Not Sampled

Note: Asterisk indicates wells were replaced immediately prior to the May 2020 event. Results shown before this date are from the original well, while results shown after this date are for the replacement well.

Event Date	CP02-PZM007	CP05-PZM008	CP07-PZM006	CP08(R)-PZM008*	CP09-PZM010	CP10-PZM008	CP11-PZM010	CP12-PZM012	CP14-PZM009	CP15-PZM020	CP16-PZM008	CP18(R)-PZM009*	CP19(R)-PZM008*	CP20-PZM011	CP21-PZM004
December-20	ND	ND	NS	ND	ND	ND	ND	ND	ND	ND	ND	ND	ND	ND	ND
May-21	ND	ND	ND	ND	ND	ND	ND	ND	ND	ND	ND	ND	ND	ND	ND
October-21	ND	ND	ND	ND	ND	ND	ND	ND	ND	ND	ND	ND	ND	ND	ND
April-22	ND	ND	ND	ND	ND	NS	ND	ND	ND	ND	ND	ND	ND	ND	ND

**Parameter:** Hexachlorobenzene (ug/L)

April-11	ND	ND	ND	ND	ND	ND	ND	ND	ND	ND	NS	NS	NS	NS	NS
August-11	ND	ND	ND	ND	ND	ND	ND	ND	ND	ND	NS	NS	NS	NS	NS
March-13	NS	ND	ND	ND	NS	NS	NS	NS	NS	ND	NS	NS	NS	NS	NS
October-13	NS	ND	ND	ND	NS	NS	NS	NS	NS	ND	NS	NS	NS	NS	NS
April-14	NS	NS	ND	ND	NS	NS	NS	NS	NS	ND	NS	NS	NS	NS	NS
December-14	NS	NS	ND	ND	NS	NS	NS	NS	NS	ND	NS	NS	NS	NS	NS
June-15	NS	ND	ND	ND	NS	NS	NS	NS	ND	ND	ND	ND	ND	ND	ND
December-15	NS	ND	ND	ND	NS	NS	NS	NS	ND	ND	ND	ND	ND	ND	ND
May-16	NS	ND	ND	ND	NS	NS	NS	NS	ND	ND	ND	ND	ND	ND	ND
November-16	ND	ND	ND	ND	ND	NS	ND	ND	ND	ND	ND	ND	ND	ND	ND
May-17	ND	ND	ND	ND	ND	NS	ND	ND	ND	ND	ND	ND	ND	ND	ND
November-17	ND	NS	ND	ND	ND	ND	ND	ND	ND	ND	ND	ND	ND	ND	ND
May-18	ND	ND	ND	ND	ND	ND	ND	ND	ND	ND	ND	ND	ND	ND	ND
December-18	ND	ND	ND	ND	ND	ND	ND	ND	ND	ND	ND	ND	ND	ND	ND
May-19	ND	ND	ND	ND	ND	ND	ND	ND	ND	ND	ND	ND	ND	ND	ND
November-19	ND	ND	ND	ND	ND	ND	ND	ND	ND	ND	ND	ND	ND	ND	ND
May-20	ND	ND	ND	ND	ND	ND	ND	ND	ND	ND	ND	ND	ND	ND	ND
December-20	ND	ND	NS	ND	ND	ND	ND	ND	ND	ND	ND	ND	ND	ND	ND
May-21	ND	ND	ND	ND	ND	ND	ND	ND	ND	ND	ND	ND	ND	ND	ND
October-21	ND	ND	ND	ND	ND	ND	ND	ND	ND	ND	ND	ND	ND	ND	ND
April-22	ND	ND	ND	ND	ND	NS	ND	ND	ND	ND	ND	ND	ND	ND	ND

ND: Non-Detect      NS: Not Sampled

Note: Asterisk indicates wells were replaced immediately prior to the May 2020 event. Results shown before this date are from the original well, while results shown after this date are for the replacement well.

Event Date	CP02-PZM007	CP05-PZM008	CP07-PZM006	CP08(R)-PZM008*	CP09-PZM010	CP10-PZM008	CP11-PZM010	CP12-PZM012	CP14-PZM009	CP15-PZM020	CP16-PZM008	CP18(R)-PZM009*	CP19(R)-PZM008*	CP20-PZM011	CP21-PZM004
------------	-------------	-------------	-------------	-----------------	-------------	-------------	-------------	-------------	-------------	-------------	-------------	-----------------	-----------------	-------------	-------------

**Parameter: Hexachlorocyclopentadiene (ug/L)**

April-11	ND	ND	ND	ND	ND	ND	ND	ND	ND	ND	NS	NS	NS	NS	NS
August-11	ND	ND	ND	ND	ND	ND	ND	ND	ND	ND	NS	NS	NS	NS	NS
March-13	NS	ND	ND	ND	NS	NS	NS	NS	NS	ND	NS	NS	NS	NS	NS
October-13	NS	ND	ND	ND	NS	NS	NS	NS	NS	ND	NS	NS	NS	NS	NS
April-14	NS	NS	ND	ND	NS	NS	NS	NS	NS	ND	NS	NS	NS	NS	NS
December-14	NS	NS	ND	ND	NS	NS	NS	NS	NS	ND	NS	NS	NS	NS	NS
June-15	NS	ND	ND	ND	NS	NS	NS	ND	ND	ND	ND	ND	ND	ND	ND
December-15	NS	ND	ND	ND	NS	NS	NS	ND	ND	ND	ND	ND	ND	ND	ND
May-16	NS	ND	ND	ND	NS	NS	NS	ND	ND	ND	ND	ND	ND	ND	ND
November-16	ND	ND	ND	ND	ND	NS	ND	ND	ND	ND	ND	ND	ND	ND	ND
May-17	ND	ND	ND	ND	ND	NS	ND	ND	ND	ND	ND	ND	ND	ND	ND
November-17	ND	NS	ND	ND	ND	ND	ND	ND	ND	ND	ND	ND	ND	ND	ND
May-18	ND	ND	ND	ND	ND	ND	ND	ND	ND	ND	ND	ND	ND	ND	ND
December-18	ND	ND	ND	ND	ND	ND	ND	ND	ND	ND	ND	ND	ND	ND	ND
May-19	ND	ND	ND	ND	ND	ND	ND	ND	ND	ND	ND	ND	ND	ND	ND
November-19	ND	ND	ND	ND	ND	ND	ND	ND	ND	ND	ND	ND	ND	ND	ND
May-20	ND	ND	ND	ND	ND	ND	ND	ND	ND	ND	ND	ND	ND	ND	ND
December-20	ND	ND	NS	ND	ND	ND	ND	ND	ND	ND	ND	ND	ND	ND	ND
May-21	ND	ND	ND	ND	ND	ND	ND	ND	ND	ND	ND	ND	ND	ND	ND
October-21	ND	ND	ND	ND	ND	ND	ND	ND	ND	ND	ND	ND	ND	ND	ND
April-22	ND	ND	ND	ND	ND	NS	ND	ND	ND	ND	ND	ND	ND	ND	ND

**Parameter: Hexachloroethane (ug/L)**

April-11	ND	ND	ND	ND	ND	ND	ND	ND	ND	ND	NS	NS	NS	NS	NS
August-11	ND	ND	ND	ND	ND	ND	ND	ND	ND	ND	NS	NS	NS	NS	NS
March-13	NS	ND	ND	ND	NS	NS	NS	NS	NS	ND	NS	NS	NS	NS	NS

ND: Non-Detect      NS: Not Sampled

Note: Asterisk indicates wells were replaced immediately prior to the May 2020 event. Results shown before this date are from the original well, while results shown after this date are for the replacement well.

Event Date	CP02-PZM007	CP05-PZM008	CP07-PZM006	CP08(R)-PZM008*	CP09-PZM010	CP10-PZM008	CP11-PZM010	CP12-PZM012	CP14-PZM009	CP15-PZM020	CP16-PZM008	CP18(R)-PZM009*	CP19(R)-PZM008*	CP20-PZM011	CP21-PZM004
October-13	NS	ND	ND	ND	NS	NS	NS	NS	NS	ND	NS	NS	NS	NS	NS
April-14	NS	NS	ND	ND	NS	NS	NS	NS	NS	ND	NS	NS	NS	NS	NS
December-14	NS	NS	ND	ND	NS	NS	NS	NS	NS	ND	NS	NS	NS	NS	NS
June-15	NS	ND	ND	ND	NS	NS	NS	ND	ND	ND	ND	ND	ND	ND	ND
December-15	NS	ND	ND	ND	NS	NS	NS	ND	ND	ND	ND	ND	ND	ND	ND
May-16	NS	ND	ND	ND	NS	NS	NS	ND	ND	ND	ND	ND	ND	ND	ND
November-16	ND	ND	ND	ND	ND	NS	ND	ND	ND	ND	ND	ND	ND	ND	ND
May-17	ND	ND	ND	ND	ND	NS	ND	ND	ND	ND	ND	ND	ND	ND	ND
November-17	ND	NS	ND	ND	ND	ND	ND	ND	ND	ND	ND	ND	ND	ND	ND
May-18	ND	ND	ND	ND	ND	ND	ND	ND	ND	ND	ND	ND	ND	ND	ND
December-18	ND	ND	ND	ND	ND	ND	ND	ND	ND	ND	ND	ND	ND	ND	ND
May-19	ND	ND	ND	ND	ND	ND	ND	ND	ND	ND	ND	ND	ND	ND	ND
November-19	ND	ND	0.94 J	ND	ND	ND	ND	ND	ND	ND	ND	ND	ND	ND	ND
May-20	ND	ND	ND	ND	ND	ND	ND	ND	ND	ND	ND	ND	ND	ND	ND
December-20	ND	ND	NS	ND	ND	ND	ND	ND	ND	ND	ND	ND	ND	ND	ND
May-21	ND	ND	ND	ND	ND	ND	ND	ND	ND	ND	ND	ND	ND	ND	ND
October-21	ND	ND	ND	ND	ND	ND	ND	ND	ND	ND	ND	ND	ND	ND	ND
April-22	ND	ND	ND	ND	ND	NS	ND	ND	ND	ND	ND	ND	ND	ND	ND

**Parameter:** Indeno[1,2,3-cd]pyrene (ug/L)

April-11	ND	ND	ND	ND	ND	ND	ND	ND	ND	ND	NS	NS	NS	NS	NS
August-11	ND	ND	ND	ND	ND	ND	ND	ND	ND	ND	NS	NS	NS	NS	NS
March-13	NS	ND	ND	ND	NS	NS	NS	NS	NS	ND	NS	NS	NS	NS	NS
October-13	NS	ND	ND	ND	NS	NS	NS	NS	NS	ND	NS	NS	NS	NS	NS
April-14	NS	NS	ND	ND	NS	NS	NS	NS	NS	ND	NS	NS	NS	NS	NS
December-14	NS	NS	ND	ND	NS	NS	NS	NS	NS	ND	NS	NS	NS	NS	NS
June-15	NS	ND	ND	ND	NS	NS	NS	ND	ND	ND	ND	ND	ND	ND	ND
December-15	NS	ND	ND	ND	NS	NS	NS	ND	ND	ND	ND	ND	ND	ND	ND

ND: Non-Detect      NS: Not Sampled

Note: Asterisk indicates wells were replaced immediately prior to the May 2020 event. Results shown before this date are from the original well, while results shown after this date are for the replacement well.

Event Date	CP02-PZM007	CP05-PZM008	CP07-PZM006	CP08(R)-PZM008*	CP09-PZM010	CP10-PZM008	CP11-PZM010	CP12-PZM012	CP14-PZM009	CP15-PZM020	CP16-PZM008	CP18(R)-PZM009*	CP19(R)-PZM008*	CP20-PZM011	CP21-PZM004
May-16	NS	ND	ND	ND	NS	NS	NS	ND	ND	ND	ND	ND	ND	ND	ND
November-16	ND	ND	ND	ND	ND	NS	ND	ND	ND	ND	ND	ND	ND	ND	ND
May-17	ND	ND	ND	ND	ND	NS	ND	ND	ND	ND	ND	ND	ND	ND	ND
November-17	ND	NS	ND	ND	ND	ND	ND	ND	ND	ND	ND	ND	ND	ND	ND
May-18	ND	ND	ND	ND	ND	0.37 J1c	ND	ND	ND	ND	ND	ND	ND	ND	ND
December-18	ND	ND	ND	ND	ND	ND	ND	ND	ND	ND	ND	ND	ND	ND	ND
May-19	ND	ND	ND	ND	ND	ND	ND	ND	ND	ND	ND	ND	ND	ND	ND
November-19	ND	ND	ND	ND	ND	ND	ND	ND	ND	ND	ND	ND	ND	ND	ND
May-20	ND	ND	ND	ND	ND	0.34 J1c	ND	ND	ND	ND	ND	ND	ND	ND	ND
December-20	ND	ND	NS	ND	ND	ND	ND	ND	ND	ND	ND	ND	ND	ND	ND
May-21	ND	ND	ND	ND	ND	ND	ND	ND	ND	ND	ND	ND	ND	ND	ND
October-21	ND	ND	ND	ND	ND	ND	ND	ND	ND	ND	ND	ND	ND	ND	ND
April-22	ND	ND	ND	ND	ND	NS	ND	ND	ND	ND	ND	ND	ND	ND	ND

**Parameter: Isophorone (ug/L)**

April-11	ND	ND	ND	ND	ND	ND	ND	ND	ND	ND	NS	NS	NS	NS	NS
August-11	ND	ND	ND	ND	ND	ND	ND	ND	ND	ND	NS	NS	NS	NS	NS
March-13	NS	ND	ND	ND	NS	NS	NS	NS	NS	ND	NS	NS	NS	NS	NS
October-13	NS	ND	ND	ND	NS	NS	NS	NS	NS	ND	NS	NS	NS	NS	NS
April-14	NS	NS	ND	ND	NS	NS	NS	NS	NS	ND	NS	NS	NS	NS	NS
December-14	NS	NS	ND	ND	NS	NS	NS	NS	NS	ND	NS	NS	NS	NS	NS
June-15	NS	ND	ND	ND	NS	NS	NS	ND	ND	ND	ND	ND	ND	ND	ND
December-15	NS	ND	ND	ND	NS	NS	NS	ND	ND	ND	ND	ND	ND	ND	ND
May-16	NS	ND	ND	ND	NS	NS	NS	ND	ND	ND	ND	ND	ND	ND	ND
November-16	ND	ND	ND	ND	ND	NS	ND	ND	ND	ND	ND	ND	ND	ND	ND
May-17	ND	ND	ND	ND	ND	NS	ND	ND	ND	ND	ND	ND	ND	ND	ND
November-17	ND	NS	ND	ND	ND	ND	ND	ND	ND	ND	ND	ND	ND	ND	ND
May-18	ND	ND	ND	ND	ND	ND	ND	ND	ND	ND	ND	ND	ND	ND	ND

ND: Non-Detect      NS: Not Sampled

Note: Asterisk indicates wells were replaced immediately prior to the May 2020 event. Results shown before this date are from the original well, while results shown after this date are for the replacement well.



Event Date	CP02- PZM007	CP05- PZM008	CP07- PZM006	CP08(R)- PZM008*	CP09- PZM010	CP10- PZM008	CP11- PZM010	CP12- PZM012	CP14- PZM009	CP15- PZM020	CP16- PZM008	CP18(R)- PZM009*	CP19(R)- PZM008*	CP20- PZM011	CP21- PZM004
December-18	ND	ND	ND	ND	ND	ND	ND	ND	ND	ND	ND	ND	ND	ND	ND
May-19	ND	ND	ND	ND	ND	ND	ND	ND	ND	ND	ND	ND	ND	ND	ND
November-19	ND	ND	ND	ND	ND	ND	ND	ND	ND	ND	ND	ND	ND	ND	ND
May-20	ND	ND	ND	ND	ND	ND	ND	ND	ND	ND	ND	ND	ND	ND	ND
December-20	ND	ND	NS	ND	ND	ND	ND	ND	ND	ND	ND	ND	ND	ND	ND
May-21	ND	ND	ND	ND	ND	ND	ND	ND	ND	ND	ND	ND	ND	ND	ND
October-21	ND	ND	ND	ND	ND	ND	ND	ND	ND	ND	ND	ND	ND	ND	ND
April-22	ND	ND	ND	ND	ND	NS	ND	ND	ND	ND	ND	ND	ND	ND	ND

**Parameter:** Naphthalene (ug/L)

April-11	ND	20	ND	450	9.2	220	47	12	21	180	NS	NS	NS	NS	NS
August-11	ND	69	52	190	ND	59	13	15	17	90	NS	NS	NS	NS	NS
March-13	NS	13.8	64.8	273	NS	NS	NS	NS	NS	117	NS	NS	NS	NS	NS
October-13	NS	6.1	84.9	385	NS	NS	NS	NS	NS	77.6	NS	NS	NS	NS	NS
April-14	ND	NS	63.9	506	20.4	320	96.8	147	40.2	233	NS	NS	NS	NS	NS
December-14	5.3 M1	NS	230	364	36.8	342	93.6	95.8	52.8	388	NS	NS	NS	NS	NS
June-15	ND	97.9	79.7 1c	566 1c	3.9	NS	104	88.1 1c	39.5	85.2 1c	6.3 1c	56.5 1c	399 1c	53.7 1c	36.4
December-15	ND	95.6	138	414 1c	6.1	217	76	87.1	46.3	72.1 1c	4.6 1c	83.1	478	119	18
May-16	ND	86.9	58.1 1c	278	3.7	NS	89.4	25.1	42.7	49.4 1c	6 1c	86.2	304	87.2	5 1c
November-16	ND	37.7	65.6	6,320	61.5	NS	92.8	80.5	42.9	319	3.3	82.3	2,340	60.9	2.5
May-17	ND	6.3 L21c	46.9 1c	5,020	ND	NS	49.7	7.3 1c	33.8	45.9 1c	8.3	91.3	143 1c	46.9 1c	4.2
November-17	1.2 J	NS	72.4 1c	881	9.1	303	90.5	70.9	8.6	54.8	3.9 1c	64.9	387	92.7	9.8 1c
May-18	ND	7.9	18.9 1c	341	ND	75.1 1c	68.6	66	8.5	46.8	7.7	70.6	255	95.4	9 1c
December-18	ND	6.9 JD31c	78.2 D31c	406	15.6	99.5 ED2c	91.7	56.5 1c	33.4	84	7 JD31c	45.6	332	ND	52.9
May-19	ND	8.1	67 D3	405	ND	282	63.8	49.9	8.5 1c	48.9	5.9	70.9	399	9 1c	17.9
November-19	ND	9.7 1c	182	518	ND	218	65.6	26.9	33.8	48	7.2	36.1	821	86.6	52.2
May-20	ND	8.5	89.4 D31c	34.7	9.7	81 JD31c	96.6	9 1c	25	56.5 D31c	6.2 1c	84.1	3,120	31.8	33.1
December-20	ND	9.7	NS	129 1c	2.3	302	93.3	63.6 1c	20.6	50.7	9.1 1c	16.6 1c	467	ND	52.4

ND: Non-Detect      NS: Not Sampled

Note: Asterisk indicates wells were replaced immediately prior to the May 2020 event. Results shown before this date are from the original well, while results shown after this date are for the replacement well.

Event Date	CP02-PZM007	CP05-PZM008	CP07-PZM006	CP08(R)-PZM008*	CP09-PZM010	CP10-PZM008	CP11-PZM010	CP12-PZM012	CP14-PZM009	CP15-PZM020	CP16-PZM008	CP18(R)-PZM009*	CP19(R)-PZM008*	CP20-PZM011	CP21-PZM004
May-21	ND	17	85.2 D31c	ND	1.7 JM5	252	61.2 M5	74.2	18.6	45.7 D31c	1.9 JM5	40.3	780	46.9 M5	52.5
October-21	ND	16	89 1c	95.1 1c	ND	391	98.1	52.7	16.3	97.5	9.5 H21c	53	864	38.3	40.8
April-22	ND	49.9	205	165	38.7	NS	72.5	ND	19.1	157	16.1	94.8	931	49.9	84.8

**Parameter: Nitrobenzene (ug/L)**

April-11	ND	ND	ND	ND	ND	ND	ND	ND	ND	ND	NS	NS	NS	NS	NS
August-11	ND	ND	ND	ND	ND	ND	ND	ND	ND	ND	NS	NS	NS	NS	NS
March-13	NS	ND	ND	ND	NS	NS	NS	NS	NS	ND	NS	NS	NS	NS	NS
October-13	NS	ND	ND	ND	NS	NS	NS	NS	NS	ND	NS	NS	NS	NS	NS
April-14	NS	NS	ND	ND	NS	NS	NS	NS	NS	ND	NS	NS	NS	NS	NS
December-14	NS	NS	ND	ND	NS	NS	NS	NS	NS	ND	NS	NS	NS	NS	NS
June-15	NS	ND	ND	ND	NS	NS	NS	ND	ND	ND	ND	ND	ND	ND	ND
December-15	NS	ND	ND	ND	NS	NS	NS	ND	ND	ND	ND	ND	ND	ND	ND
May-16	NS	ND	ND	ND	NS	NS	NS	ND	ND	ND	ND	ND	ND	ND	ND
November-16	ND	ND	ND	ND	ND	NS	ND	ND	ND	ND	ND	ND	ND	ND	ND
May-17	ND	ND	ND	ND	ND	NS	ND	ND	ND	ND	ND	ND	ND	ND	0.26 J1c
November-17	ND	NS	ND	ND	ND	ND	ND	ND	ND	ND	ND	ND	ND	ND	0.12 J1c
May-18	ND	ND	ND	ND	ND	ND	ND	ND	ND	ND	ND	ND	ND	ND	ND
December-18	ND	ND	ND	ND	ND	ND	ND	ND	ND	ND	ND	ND	ND	ND	ND
May-19	ND	ND	ND	ND	ND	ND	ND	ND	ND	ND	ND	ND	ND	ND	ND
November-19	ND	ND	ND	ND	ND	ND	ND	ND	ND	ND	ND	ND	ND	ND	ND
May-20	ND	ND	ND	ND	ND	ND	ND	ND	ND	ND	ND	ND	ND	ND	ND
December-20	ND	ND	NS	ND	ND	ND	ND	ND	ND	ND	ND	ND	ND	ND	ND
May-21	ND	ND	ND	ND	ND	ND	ND	ND	ND	ND	ND	ND	ND	ND	ND
October-21	ND	ND	ND	ND	ND	ND	ND	ND	ND	ND	ND	ND	ND	ND	ND
April-22	ND	ND	ND	ND	ND	NS	ND	ND	ND	ND	ND	ND	ND	ND	ND

**Parameter: N-Nitrosodimethylamine (ug/L)**

ND: Non-Detect      NS: Not Sampled

Note: Asterisk indicates wells were replaced immediately prior to the May 2020 event. Results shown before this date are from the original well, while results shown after this date are for the replacement well.

Event Date	CP02-PZM007	CP05-PZM008	CP07-PZM006	CP08(R)-PZM008*	CP09-PZM010	CP10-PZM008	CP11-PZM010	CP12-PZM012	CP14-PZM009	CP15-PZM020	CP16-PZM008	CP18(R)-PZM009*	CP19(R)-PZM008*	CP20-PZM011	CP21-PZM004
April-11	ND	ND	ND	ND	ND	ND	ND	ND	ND	ND	NS	NS	NS	NS	NS
August-11	ND	ND	ND	ND	ND	ND	ND	ND	ND	ND	NS	NS	NS	NS	NS
March-13	NS	ND	ND	ND	NS	NS	NS	NS	NS	ND	NS	NS	NS	NS	NS
October-13	NS	ND	ND	ND	NS	NS	NS	NS	NS	ND	NS	NS	NS	NS	NS
April-14	NS	NS	ND	ND	NS	NS	NS	NS	NS	ND	NS	NS	NS	NS	NS
December-14	NS	NS	ND	ND	NS	NS	NS	NS	NS	ND	NS	NS	NS	NS	NS
June-15	NS	ND	ND	ND	NS	NS	NS	ND	ND	ND	ND	ND	ND	ND	ND
December-15	NS	ND	ND	ND	NS	NS	NS	ND	ND	ND	ND	ND	ND	ND	ND
May-16	NS	ND	ND	ND	NS	NS	NS	ND	ND	ND	ND	ND	ND	ND	ND
November-16	ND	ND	ND	ND	ND	NS	ND	ND	ND	ND	ND	ND	ND	ND	ND
May-17	ND	ND	ND	ND	ND	NS	ND	ND	ND	ND	ND	ND	ND	ND	ND
November-17	ND	NS	ND	ND	ND	0.12 J1c	ND	ND	ND	ND	ND	ND	ND	ND	ND
May-18	ND	ND	ND	ND	ND	ND	ND	ND	ND	ND	ND	ND	ND	ND	ND
December-18	ND	ND	ND	ND	ND	ND	ND	ND	ND	ND	ND	ND	ND	ND	ND
May-19	ND	ND	ND	ND	ND	ND	ND	ND	ND	ND	ND	ND	ND	ND	ND
May-20	ND	ND	ND	ND	ND	ND	ND	ND	ND	ND	ND	ND	ND	ND	ND
December-20	ND	ND	NS	ND	ND	ND	ND	ND	ND	ND	ND	ND	ND	ND	ND
May-21	ND	ND	ND	ND	ND	ND	ND	0.37 J1c	ND	ND	ND	ND	ND	ND	ND
October-21	ND	ND	ND	ND	ND	ND	ND	ND	ND	ND	ND	ND	ND	ND	ND
April-22	ND	ND	ND	ND	ND	NS	ND	ND	ND	ND	ND	ND	ND	ND	ND

**Parameter: Pentachlorophenol (ug/L)**

April-11	ND	ND	ND	ND	ND	ND	ND	ND	ND	ND	NS	NS	NS	NS	NS
August-11	ND	ND	ND	ND	ND	ND	ND	ND	ND	ND	NS	NS	NS	NS	NS
March-13	NS	ND	ND	ND	NS	NS	NS	NS	NS	ND	NS	NS	NS	NS	NS
October-13	NS	ND	ND	ND	NS	NS	NS	NS	NS	ND	NS	NS	NS	NS	NS
April-14	NS	NS	ND	ND	NS	NS	NS	NS	NS	ND	NS	NS	NS	NS	NS
December-14	NS	NS	ND	ND	NS	NS	NS	NS	NS	ND	NS	NS	NS	NS	NS

ND: Non-Detect      NS: Not Sampled

Note: Asterisk indicates wells were replaced immediately prior to the May 2020 event. Results shown before this date are from the original well, while results shown after this date are for the replacement well.

Event Date	CP02-PZM007	CP05-PZM008	CP07-PZM006	CP08(R)-PZM008*	CP09-PZM010	CP10-PZM008	CP11-PZM010	CP12-PZM012	CP14-PZM009	CP15-PZM020	CP16-PZM008	CP18(R)-PZM009*	CP19(R)-PZM008*	CP20-PZM011	CP21-PZM004
June-15	NS	ND	ND	ND	NS	NS	NS	ND	ND	ND	ND	ND	ND	ND	ND
December-15	NS	0.93 J1c	1.6 J1c	ND	NS	NS	NS	ND	ND	ND	ND	ND	ND	1.3 J1c	1.6 J1c
May-16	NS	ND	1.3 J1c	0.98 J1c	NS	NS	NS	ND	ND	ND	ND	ND	ND	1 J1c	1.4 J1c
November-16	ND	ND	ND	ND	ND	NS	ND	ND	ND	ND	ND	ND	ND	ND	ND
May-17	ND	ND	ND	ND	ND	NS	ND	ND	ND	ND	ND	ND	ND	ND	ND
November-17	ND	NS	ND	ND	ND	ND	ND	ND	ND	ND	ND	ND	ND	ND	ND
May-18	ND	ND	ND	ND	ND	ND	ND	ND	ND	ND	ND	ND	ND	ND	ND
December-18	1 J1c	ND	ND	ND	ND	ND	ND	ND	0.92 J1c	ND	ND	ND	ND	ND	1.5 J1c
May-19	ND	ND	ND	ND	ND	ND	ND	ND	ND	ND	ND	ND	ND	ND	ND
November-19	ND	ND	1.1 J	ND	ND	ND	ND	ND	ND	ND	ND	ND	ND	ND	1 J
May-20	ND	ND	ND	ND	ND	ND	ND	ND	ND	ND	ND	ND	ND	ND	ND
December-20	ND	ND	NS	ND	ND	ND	ND	ND	ND	ND	ND	ND	ND	ND	ND
May-21	ND	ND	ND	ND	ND	ND	ND	ND	ND	ND	ND	ND	ND	ND	ND
October-21	ND	ND	ND	ND	ND	ND	ND	ND	ND	ND	ND	ND	ND	ND	ND
April-22	ND	ND	ND	ND	ND	NS	ND	ND	ND	ND	ND	ND	ND	ND	ND

**Parameter: Phenanthrene (ug/L)**

April-11	ND	ND	ND	21	3.2 J	21	6.1	ND	ND	9.2	NS	NS	NS	NS	NS
August-11	ND	ND	ND	8.4	ND	8.2	8.6	ND	ND	5.4	NS	NS	NS	NS	NS
March-13	NS	ND	ND	7.5	NS	NS	NS	NS	NS	7.4	NS	NS	NS	NS	NS
October-13	NS	ND	ND	8.7	NS	NS	NS	NS	NS	6.8	NS	NS	NS	NS	NS
April-14	NS	NS	1.1	10	NS	NS	NS	NS	NS	13.5	NS	NS	NS	NS	NS
December-14	NS	NS	2.2	9.1	NS	NS	NS	NS	NS	13.1	NS	NS	NS	NS	NS
June-15	NS	2.8 1c	2 1c	12.2 1c	NS	NS	NS	1.7 1c	1.9 1c	10.8 1c	1.3 1c	1.8 1c	5.3 1c	ND	ND
December-15	NS	4 1c	1.9 1c	11 1c	NS	NS	NS	1.7 1c	2.9 1c	9.5 1c	1.1 1c	2 1c	4.8 1c	0.9 J1c	0.7 J1c
May-16	NS	3 1c	1.9 1c	9.9 1c	NS	NS	NS	1.1 1c	1.9 1c	7.2 1c	1.1 1c	1.9 1c	4 1c	0.63 J1c	0.26 J1c
November-16	ND	3.3	1.3	12	1.2	NS	6.6	1.5	2	7.6	0.55 J	1.9	3	0.73 J	ND
May-17	0.17 J1c	1.2 1c	0.73 J1c	6.5 1c	ND	NS	4.3 1c	0.78 J1c	1.6 1c	4.4 1c	0.6 J1c	1.3 1c	2 1c	0.58 J1c	ND

ND: Non-Detect      NS: Not Sampled

Note: Asterisk indicates wells were replaced immediately prior to the May 2020 event. Results shown before this date are from the original well, while results shown after this date are for the replacement well.

Event Date	CP02-PZM007	CP05-PZM008	CP07-PZM006	CP08(R)-PZM008*	CP09-PZM010	CP10-PZM008	CP11-PZM010	CP12-PZM012	CP14-PZM009	CP15-PZM020	CP16-PZM008	CP18(R)-PZM009*	CP19(R)-PZM008*	CP20-PZM011	CP21-PZM004
November-17	ND	NS	1.3 1c	8.2 1c	ND	18.6 1c	5 1c	1.1 1c	1.1	5.5	0.76 J1c	1.2 1c	2.1 1c	0.61 J1c	0.23 J1c
May-18	ND	0.75 J1c	0.68 J1c	9.6 JED1c	ND	19.1 1c	2.9 1c	ND	1.5	5.1 JD31c	0.65 J1c	0.8 J1c	1.7 1c	0.45 J1c	ND
December-18	ND	1.5 1c	1.6 1c	10.4 2c	0.71 J1c	22.8 ED2c	5.2 1c	0.98 J1c	2.1 1c	8.3 1c	1 1c	1.3 2c	1.7 2c	ND	ND
May-19	ND	0.86 J	1.4	7.9 1c	ND	ND	3.7 1c	1.4 1c	1.3 1c	4.1 1c	0.95 J	1.7 1c	2.4 1c	ND	ND
November-19	ND	1.4 1c	2.2	6.3	ND	21.6	4.8	1.3 1c	1.8 IS1c	6.3	1.1	1.4	2.4 ED	0.86	ND
May-20	ND	1.7 1c	1.5 1c	0.96 J	ND	24 1c	3.8	ND	1.7 1c	6.6 1c	1.4 1c	1.3	2.5 1c	0.42 J	ND
December-20	ND	1.3	NS	1.8 1c	ND	22.8 1c	4.2	0.99 J1c	1.5 1c	4.7	0.75 J1c	1.1 1c	3.2 1c	ND	ND
May-21	ND	1.4 1c	0.89 J1c	ND	ND	21.4 1c	4.6 1c	1.5 1c	1.7 1c	2.9 1c	ND	1.2 1c	3.3 1c	ND	ND
October-21	ND	ND	0.8 J1c	2 1c	ND	30.1 1c	4.2 1c	1.5 1c	ND	6.2 1c	ND	1.3 1c	3.1 1c	ND	ND
April-22	ND	1.6	1.5 1c	3.1 1c	ND	NS	5.8 1c	ND	1.2	8.4 1c	1.2 1c	1.6 1c	4.6 1c	ND	ND

**Parameter: Phenol (ug/L)**

April-11	ND	8.1	ND	13	3.1 J	390	18	ND	13	110	NS	NS	NS	NS	NS
August-11	ND	20	4.8 J	4.2 J	ND	14	3.6 J	3.7 J	3.6 J	46	NS	NS	NS	NS	NS
March-13	NS	4.3	ND	6.1	NS	NS	NS	NS	NS	30.4	NS	NS	NS	NS	NS
October-13	NS	2.1	ND	ND	NS	NS	NS	NS	NS	33.9	NS	NS	NS	NS	NS
April-14	NS	NS	1.9	ND	NS	NS	NS	NS	NS	44.9	NS	NS	NS	NS	NS
December-14	NS	NS	1.2	8.9	NS	NS	NS	NS	NS	55	NS	NS	NS	NS	NS
June-15	NS	6.1 1c	ND	ND	NS	NS	NS	13.6 1c	1.3 1c	18.4 1c	10 1c	1.8 1c	5.1 1c	ND	ND
December-15	NS	8.6 1c	0.3 J1c	5.5 1c	NS	NS	NS	6.6 1c	2.6 1c	25.5 1c	5.5 1c	1.8 1c	4.6 1c	0.24 J1c	0.4 J1c
May-16	NS	11.6 1c	0.58 J1c	3.3 1c	NS	NS	NS	1.7 1c	3.2 1c	19.4 1c	4.6 1c	1.4 1c	1.8 1c	0.19 J1c	0.69 J1c
November-16	ND	11	0.52 J	5.8	4.7	NS	9.2	4.9	2	30.6	4.8	0.78 J	1.7	ND	0.28 J
May-17	0.18 JB1c	2.5 1c	0.64 JB1c	4.3 1c	0.19 JB1c	NS	6 1c	0.95 JB1c	2.7 1c	13.7 1c	3.3 1c	0.68 JB1c	1.4 B1c	0.37 JB1c	0.69 JB1c
November-17	ND	NS	0.64 J1c	4.1 1c	1.1	96 1c	9.3 1c	3.6 1c	1.9	25.2	2.8 1c	0.44 J1c	2.3 1c	0.31 J1c	0.26 J1c
May-18	ND	1 1c	0.78 J1c	4.5 JED1c	ND	83.2 1c	5.3 1c	4 JISD31c	1.5	6.5 1c	2.6 1c	0.48 J1c	1.2 1c	0.22 J1c	0.31 J1c
December-18	ND	1.3 1c	2.6 1c	7.1 2c	13.8 1c	64.7 ED2c	12.1 1c	7.5 1c	2.2 1c	19.7 1c	4.4 1c	1.9 2c	4 2c	5 1c	0.43 J1c
May-19	ND	1.8	2.6	ND	ND	79.7 JD31c	8.6 1c	4.8 1c	1.4 1c	9.3 1c	2.7	2.3 1c	18.5 1c	ND	0.46 J1c
November-19	ND	2.6 1c	0.56 J	5	0.79 J	42.8	5.6	1.7 1c	2.5 1c	16.2	3.3	1.5	18.4 ED	ND	0.3 J

ND: Non-Detect      NS: Not Sampled

Note: Asterisk indicates wells were replaced immediately prior to the May 2020 event. Results shown before this date are from the original well, while results shown after this date are for the replacement well.

Event Date	CP02-PZM007	CP05-PZM008	CP07-PZM006	CP08(R)-PZM008*	CP09-PZM010	CP10-PZM008	CP11-PZM010	CP12-PZM012	CP14-PZM009	CP15-PZM020	CP16-PZM008	CP18(R)-PZM009*	CP19(R)-PZM008*	CP20-PZM011	CP21-PZM004
May-20	ND	8.7 1c	0.85 J1c	3	1.6 1c	53.9 1c	7	2.5 B1c	2.1 1c	29.3 1c	2.6 1c	1.1	15.2 1c	ND	0.32 J
December-20	ND	2.1	NS	1.8 1c	1.6 1c	114 1c	22.9	11.7 1c	2.2 1c	18	6.8 1c	3 1c	21.5 1c	0.36 J1c	0.52 J1c
May-21	ND	3 1c	1.5 1c	ND	0.49 J1c	84.7 1c	12.3 1c	14.8 1c	3.4 1c	7.7 1c	4.1 1c	2 1c	6.8 1c	0.6 J1c	0.37 J1c
October-21	ND	2.5 H21c	ND	5.2 1c	ND	90.1 1c	18.6 1c	7 1c	2.7 1c	26.8 1c	6.5 H21c	1.5 1c	7.3 1c	0.96 J1c	ND
April-22	ND	9.1	2.8 1c	1.8 1c	1.9 1c	NS	19.3 1c	0.37 J	3.2	59.7 1c	6.5 1c	2.1 1c	6.3 1c	1.1	0.3 J

**Parameter: Pyrene (ug/L)**

April-11	ND	ND	ND	4 J	ND	3.4 J	ND	ND	ND	ND	NS	NS	NS	NS	NS
August-11	ND	ND	ND	ND	ND	ND	2.6 J	ND	ND	ND	NS	NS	NS	NS	NS
March-13	NS	ND	ND	1.5	NS	NS	NS	NS	NS	ND	NS	NS	NS	NS	NS
October-13	NS	ND	ND	2.3	NS	NS	NS	NS	NS	ND	NS	NS	NS	NS	NS
April-14	NS	NS	ND	2.6	NS	NS	NS	NS	NS	1.6	NS	NS	NS	NS	NS
December-14	NS	NS	ND	1.7	NS	NS	NS	NS	NS	1.1	NS	NS	NS	NS	NS
June-15	NS	ND	ND	2.7 1c	NS	NS	NS	ND	ND	ND	ND	ND	ND	ND	ND
December-15	NS	0.53 J1c	0.58 J1c	3 1c	NS	NS	NS	0.49 J1c	0.45 J1c	0.97 J1c	0.32 J1c	0.33 J1c	0.92 J1c	0.54 J1c	0.73 J1c
May-16	NS	0.41 J1c	0.42 J1c	2 1c	NS	NS	NS	0.54 J1c	ND	0.68 J1c	0.26 J1c	0.27 J1c	0.53 J1c	0.34 J1c	0.45 J1c
November-16	0.44 J	0.66 J1S	0.36 J	2.2	0.34 J1S	NS	1.7 1S	0.69 J	0.37 J1S	1.1 1S	0.32 J	0.29 J	0.48 J	0.57 J1S	0.31 J
May-17	0.56 J1c	ND	ND	1.3 1c	ND	NS	0.85 J1c	0.3 J1c	ND	0.42 J1c	ND	ND	0.3 J1c	0.27 J1c	0.29 J1c
November-17	ND	NS	0.27 J1c	1.6 1c	ND	2.6 1c	0.89 J1c	0.35 J1c	ND	0.57 J	0.24 J1c	0.18 J1c	0.32 J1c	0.4 J1c	0.19 J1c
May-18	0.17 J1c	ND	ND	2.2 JED1c	0.19 J1S1c	3.7 1c	ND	ND	0.21 J	1.9 1S1c	0.22 J1c	ND	0.28 J1c	0.25 J1c	0.28 J1c
December-18	ND	ND	ND	2.2 2c	ND	6.3 JED2c	0.46 J1c	ND	0.28 J1c	0.83 J1c	0.3 J1c	ND	ND	0.33 J1c	ND
May-19	ND	ND	ND	1.8 1c	ND	ND	0.88 J1c	0.41 J1c	ND	0.65 J1c	ND	ND	0.37 J1c	ND	ND
November-19	0.53 J1c	ND	0.32 J	1.3	ND	3.5	1.7	0.68 J1c	0.33 J1c	0.68 J	ND	ND	0.37 JED	0.35	ND
May-20	ND	ND	0.39 J1c	0.34 J	ND	4.5 1c	0.82 J	0.38 J1c	ND	0.87 J1c	0.31 J1c	0.33 J	0.73 J1c	0.31 J	ND
December-20	ND	ND	NS	ND	ND	2.9 1c	ND	ND	ND	ND	ND	ND	ND	ND	ND
May-21	ND	ND	ND	ND	ND	2.4 1c	ND	ND	ND	ND	ND	ND	ND	ND	ND
October-21	ND	ND	ND	ND	ND	3.5 1c	0.84 J1c	ND	ND	0.76 J1c	ND	ND	ND	ND	ND
April-22	ND	ND	ND	ND	ND	NS	1.1 1c	ND	ND	1 J1c	ND	ND	ND	ND	ND

ND: Non-Detect      NS: Not Sampled

Note: Asterisk indicates wells were replaced immediately prior to the May 2020 event. Results shown before this date are from the original well, while results shown after this date are for the replacement well.

Event Date	CP02- PZM007	CP05- PZM008	CP07- PZM006	CP08(R)- PZM008*	CP09- PZM010	CP10- PZM008	CP11- PZM010	CP12- PZM012	CP14- PZM009	CP15- PZM020	CP16- PZM008	CP18(R)- PZM009*	CP19(R)- PZM008*	CP20- PZM011	CP21- PZM004
<b>Parameter:</b>	<b>Pyridine (ug/L)</b>														
April-11	ND	ND	ND	200	ND	3.5 J	3.4 J	ND	ND	ND	NS	NS	NS	NS	NS
August-11	ND	ND	ND	91	ND	3 J	ND	ND	4 J	ND	NS	NS	NS	NS	NS
October-13	NS	ND	ND	97.2	NS	NS	NS	NS	NS	4.1	NS	NS	NS	NS	NS
April-14	NS	NS	ND	117	NS	NS	NS	NS	NS	5.2	NS	NS	NS	NS	NS
December-14	NS	NS	ND	103	NS	NS	NS	NS	NS	5.7	NS	NS	NS	NS	NS
June-15	NS	ND	ND	55.2 1c	NS	NS	NS	1.2 1c	ND	2.6 1c	ND	ND	2.3 1c	ND	ND
December-15	NS	0.72 JCU1c	ND	83.1 1c	NS	NS	NS	ND	0.78 J1c	2 1c	0.49 J1c	ND	2.1 1c	ND	ND
May-16	NS	0.53 J1c	ND	65.2 1c	NS	NS	NS	ND	0.79 J1c	2 1c	0.69 J1c	0.32 J1c	1.1 1c	ND	ND
November-16	ND	0.68 J	ND	63	0.84 J	NS	2.1	ND	0.74 J	2.9	0.85 J	0.51 J	1.6	ND	ND
May-17	ND	ND	ND	59.3 1c	ND	NS	1.5 1c	ND	0.7 J1c	2 1c	0.56 J1c	ND	0.93 J1c	ND	ND
November-17	ND	NS	ND	40.7 1c	0.26 J	3.6 1c	2 1c	0.22 J1c	0.56 J	2	0.65 J1c	0.3 J1c	0.95 J1c	ND	ND
May-18	ND	0.31 J1c	0.16 J1c	48 ED1c	ND	2.5 1c	1 1c	0.2 J1S1c	0.75 J	0.64 J1c	0.59 J1c	ND	0.71 J1c	ND	ND
December-18	ND	ND	0.34 JCH1c	77.3 2c	2.7 CH1c	ND	4 CH1c	0.92 J1c	0.89 J1c	2.3 CH1c	0.58 JCH1c	ND	1.2 2c	ND	ND
May-19	ND	ND	ND	74.6 1c	ND	ND	1.7 1c	ND	0.5 J1c	1.4 1c	0.88 J	ND	2.1 1c	ND	ND
November-19	ND	0.44 J1c	0.38 J	107	ND	4.4	0.76 J	ND	0.54 J1c	1.7	0.67 J	0.48 J	1.8 ED	ND	ND
May-20	ND	0.58 J1c	ND	4.5	ND	0.35 J1c	1.1	ND	0.49 J1c	2.5 1c	0.5 J1c	ND	0.91 J1c	ND	ND
December-20	ND	ND	NS	0.55 J1c	ND	2.5 L21c	ND	0.96 J1c	0.71 J1c	ND	0.63 JL21c	ND	ND	ND	ND
May-21	0.85 JL21c	ND	ND	ND	ND	3.9 L21c	0.61 JL21c	0.6 JL21c	0.64 JL21c	ND	1.4 L21c	ND	ND	0.83 JL21c	ND
October-21	ND	ND	ND	2.9 CH1c	ND	1.1 CH1c	1.1 CH1c	ND	ND	1.6 CH1c	2.6 B1c	ND	1 CH1c	ND	0.62 JCH1c
April-22	0.93 JB1c	0.94 JCH	ND	ND	0.73 JB1c	NS	1.7 1c	0.55 JCH	1 CH	0.67 J1c	0.53 JCHL11c	0.61 JCHL11c	ND	0.93 JCH	0.65 JCH

ND: Non-Detect      NS: Not Sampled

Note: Asterisk indicates wells were replaced immediately prior to the May 2020 event. Results shown before this date are from the original well, while results shown after this date are for the replacement well.

# Coke Point Landfill Historical SVOC Concentrations

August-25-2022

## Intermediate Wells

Event Date	CP02- PZM026	CP05- PZM019	CP05- PZM028	CP08(R)- PZM034*	CP09- PZM047	CP12- PZM052	CP14- PZM062	CP15- PZM042	CP16- PZM035
------------	-----------------	-----------------	-----------------	---------------------	-----------------	-----------------	-----------------	-----------------	-----------------

**Parameter: 1,2,4-Trichlorobenzene (ug/L)**

April-11	ND	ND	ND	ND	ND	ND	ND	ND	ND
August-11	ND	ND	NS	ND	ND	ND	ND	ND	ND
March-13	NS	NS	NS	NS	NS	NS	NS	NS	ND
October-13	NS	NS	ND	NS	NS	NS	NS	NS	ND
April-14	NS	NS	ND	NS	NS	NS	NS	NS	ND
December-14	NS	NS	ND	NS	NS	NS	NS	NS	NS
June-15	NS	ND	NS	NS	NS	NS	NS	NS	ND
December-15	NS	ND	NS	NS	NS	NS	NS	NS	ND
May-16	NS	ND	NS	NS	NS	NS	NS	NS	ND
November-16	ND	ND	NS	ND	ND	ND	ND	ND	ND
May-17	ND	ND	ND	ND	ND	ND	ND	ND	ND
November-17	ND	ND	ND	ND	ND	ND	ND	ND	ND
May-18	ND	ND	ND	ND	ND	ND	ND	ND	ND
December-18	ND	ND	ND	ND	ND	ND	ND	ND	ND
May-19	ND	ND	ND	ND	ND	ND	ND	ND	ND
November-19	ND	ND	ND	ND	ND	ND	ND	ND	ND
May-20	ND	ND	ND	ND	ND	ND	ND	ND	ND
December-20	ND	ND	ND	ND	ND	ND	ND	ND	ND
May-21	ND	ND	ND	ND	ND	ND	ND	ND	ND
October-21	ND	ND	ND	ND	ND	ND	ND	ND	ND
April-22	ND	ND	ND	ND	ND	ND	ND	ND	ND

**Parameter: 1,3-Dichlorobenzene (ug/L)**

April-11	ND	ND	ND	ND	ND	ND	ND	ND	ND
August-11	ND	ND	NS	ND	ND	ND	ND	ND	ND
March-13	NS	NS	NS	NS	NS	NS	NS	NS	ND
October-13	NS	NS	ND	NS	NS	NS	NS	NS	ND
April-14	NS	NS	ND	NS	NS	NS	NS	NS	ND
December-14	NS	NS	ND	NS	NS	NS	NS	NS	NS
June-15	NS	ND	NS	NS	NS	NS	NS	NS	ND
December-15	NS	ND	NS	NS	NS	NS	NS	NS	ND
May-16	NS	ND	NS	NS	NS	NS	NS	NS	ND
November-16	ND	ND	NS	ND	ND	ND	ND	ND	ND

ND: Non-Detect      NS: Not Sampled

Note: Asterisk indicates well was replaced immediately prior to the May 2020 event. Results shown before this date are from the original well, while results shown after this date are for the replacement well.



Event Date	CP02- PZM026	CP05- PZM019	CP05- PZM028	CP08(R)- PZM034*	CP09- PZM047	CP12- PZM052	CP14- PZM062	CP15- PZM042	CP16- PZM035
May-17	ND	ND	ND	ND	ND	ND	ND	ND	ND
November-17	ND	ND	ND	ND	ND	ND	ND	ND	ND
May-18	ND	ND	ND	ND	ND	ND	ND	ND	ND
December-18	ND	ND	ND	ND	ND	ND	ND	ND	ND
May-19	ND	ND	ND	ND	ND	ND	ND	ND	ND
November-19	ND	ND	ND	ND	ND	ND	ND	ND	ND
May-20	ND	ND	ND	ND	ND	ND	ND	ND	ND
December-20	ND	ND	ND	ND	ND	ND	ND	ND	ND
May-21	ND	ND	ND	ND	ND	ND	ND	ND	ND
October-21	ND	ND	ND	ND	ND	ND	ND	ND	ND
April-22	ND	ND	ND	ND	ND	ND	ND	ND	ND

**Parameter: 2,4,5-Trichlorophenol (ug/L)**

April-11	ND	ND	ND	ND	ND	ND	ND	ND	ND
August-11	ND	ND	NS	ND	ND	ND	ND	ND	ND
March-13	NS	NS	NS	NS	NS	NS	NS	NS	ND
October-13	NS	NS	ND	NS	NS	NS	NS	NS	ND
April-14	NS	NS	ND	NS	NS	NS	NS	NS	ND
December-14	NS	NS	ND	NS	NS	NS	NS	NS	NS
June-15	NS	ND	NS	NS	NS	NS	NS	NS	ND
December-15	NS	ND	NS	NS	NS	NS	NS	NS	ND
May-16	NS	ND	NS	NS	NS	NS	NS	NS	ND
November-16	ND	ND	NS	ND	ND	ND	ND	ND	ND
May-17	ND	ND	ND	ND	ND	ND	ND	ND	ND
November-17	ND	ND	ND	ND	ND	ND	ND	ND	ND
May-18	ND	ND	ND	ND	ND	ND	ND	ND	ND
December-18	ND	ND	ND	ND	ND	ND	ND	ND	ND
May-19	ND	ND	ND	ND	ND	ND	ND	ND	ND
November-19	ND	ND	ND	ND	ND	ND	ND	ND	ND
May-20	ND	ND	ND	ND	ND	ND	ND	ND	ND
December-20	ND	ND	ND	ND	ND	ND	ND	ND	ND
May-21	ND	ND	ND	ND	ND	ND	ND	ND	ND
October-21	ND	ND	ND	ND	ND	ND	ND	ND	ND
April-22	ND	ND	ND	ND	ND	ND	ND	ND	ND

**Parameter: 2,4,6-Trichlorophenol (ug/L)**

April-11	ND	ND	ND	ND	ND	ND	ND	ND	ND
August-11	ND	ND	NS	ND	ND	ND	ND	ND	ND
March-13	NS	NS	NS	NS	NS	NS	NS	NS	ND
October-13	NS	NS	ND	NS	NS	NS	NS	NS	ND
April-14	NS	NS	ND	NS	NS	NS	NS	NS	ND

ND: Non-Detect      NS: Not Sampled

Note: Asterisk indicates well was replaced immediately prior to the May 2020 event. Results shown before this date are from the original well, while results shown after this date are for the replacement well.

Event Date	CP02- PZM026	CP05- PZM019	CP05- PZM028	CP08(R)- PZM034*	CP09- PZM047	CP12- PZM052	CP14- PZM062	CP15- PZM042	CP16- PZM035
December-14	NS	NS	ND	NS	NS	NS	NS	NS	NS
June-15	NS	ND	NS	NS	NS	NS	NS	NS	ND
December-15	NS	ND	NS	NS	NS	NS	NS	NS	ND
May-16	NS	ND	NS	NS	NS	NS	NS	NS	ND
November-16	ND	ND	NS	ND	ND	ND	ND	ND	ND
May-17	ND	ND	ND	ND	ND	ND	ND	ND	ND
November-17	ND	ND	ND	ND	ND	ND	ND	ND	ND
May-18	ND	ND	ND	ND	ND	ND	ND	ND	ND
December-18	ND	ND	ND	ND	ND	ND	ND	ND	ND
May-19	ND	ND	ND	ND	ND	ND	ND	ND	ND
November-19	ND	ND	ND	ND	ND	ND	ND	ND	ND
May-20	ND	ND	ND	ND	ND	ND	ND	ND	ND
December-20	ND	ND	ND	ND	ND	ND	ND	ND	ND
May-21	ND	ND	ND	ND	ND	ND	ND	ND	ND
October-21	ND	ND	ND	ND	ND	ND	ND	ND	ND
April-22	ND	ND	ND	ND	ND	ND	ND	ND	ND

---

**Parameter: 2,4-Dichlorophenol (ug/L)**

---

April-11	ND	ND	ND	ND	ND	ND	ND	ND	ND
August-11	ND	ND	NS	ND	ND	ND	ND	ND	ND
March-13	NS	NS	NS	NS	NS	NS	NS	NS	ND
October-13	NS	NS	ND	NS	NS	NS	NS	NS	ND
April-14	NS	NS	ND	NS	NS	NS	NS	NS	ND
December-14	NS	NS	ND	NS	NS	NS	NS	NS	NS
June-15	NS	ND	NS	NS	NS	NS	NS	NS	ND
December-15	NS	ND	NS	NS	NS	NS	NS	NS	ND
May-16	NS	ND	NS	NS	NS	NS	NS	NS	ND
November-16	ND	ND	NS	ND	ND	ND	ND	ND	ND
May-17	ND	ND	ND	ND	ND	ND	ND	ND	ND
November-17	ND	ND	ND	ND	ND	ND	ND	ND	ND
May-18	ND	ND	ND	ND	ND	ND	ND	ND	ND
December-18	ND	ND	ND	ND	ND	ND	ND	ND	ND
May-19	ND	ND	ND	ND	ND	ND	ND	ND	ND
November-19	ND	ND	ND	ND	ND	ND	ND	ND	ND
May-20	ND	ND	ND	ND	ND	ND	ND	ND	ND
December-20	ND	ND	ND	ND	ND	ND	ND	ND	ND
May-21	ND	ND	ND	ND	ND	ND	ND	ND	ND
October-21	ND	ND	ND	ND	ND	ND	ND	ND	ND
April-22	ND	ND	ND	ND	ND	ND	ND	ND	ND

---

**Parameter: 2,4-Dimethylphenol (ug/L)**

---

ND: Non-Detect      NS: Not Sampled

Note: Asterisk indicates well was replaced immediately prior to the May 2020 event. Results shown before this date are from the original well, while results shown after this date are for the replacement well.

Event Date	CP02- PZM026	CP05- PZM019	CP05- PZM028	CP08(R)- PZM034*	CP09- PZM047	CP12- PZM052	CP14- PZM062	CP15- PZM042	CP16- PZM035
April-11	ND	6.6	ND	ND	ND	ND	ND	ND	9.1
August-11	ND	ND	NS	ND	ND	ND	ND	ND	8.4
March-13	NS	NS	NS	NS	NS	NS	NS	NS	6.1
October-13	NS	NS	2.9	NS	NS	NS	NS	NS	ND
April-14	NS	NS	6.1	NS	NS	NS	NS	NS	9.7
December-14	NS	NS	5.5	NS	NS	NS	NS	NS	NS
June-15	NS	3.8 1c	NS	NS	NS	NS	NS	NS	11.8 1c
December-15	NS	6.5 1c	NS	NS	NS	NS	NS	NS	10.7 1c
May-16	NS	4.7 1c	NS	NS	NS	NS	NS	NS	11.4 1c
November-16	ND	2.9	NS	0.8 J	ND	ND	ND	2.8	6.2
May-17	ND	2.6 1c	2.5 1c	0.57 J1c	ND	ND	ND	ND	9.2 1c
November-17	ND	3.4 1c	3	0.24 J1c	ND	ND	ND	ND	10.3 1c
May-18	ND	2.3 1c	1.5 1c	0.3 J1c	ND	ND	ND	1.7 1c	6 1c
December-18	ND	3.3 1c	2.8 1c	5.2 2c	ND	ND	ND	2.2 1c	13.7 1c
May-19	ND	2.7 L1	1.7 1c	0.46 J1c	ND	ND	ND	ND	9.9 L1
November-19	ND	2.2 1c	2.5 1c	0.78 J	ND	ND	ND	ND	10.1 MHL1
May-20	ND	3.8 1c	2.6 1c	ND	ND	ND	ND	1.3 1c	9.9 1c
December-20	ND	4 L1	3.2 L1	ND	ND	ND	ND	ND	18.6 1c
May-21	ND	3 1c	4.6 1c	4.7 1c	ND	ND	ND	0.88 J1c	18.8 1c
October-21	ND	4.3 H21c	ND	ND	ND	ND	ND	ND	17.9 H21c
April-22	ND	5.1	5.7	ND	ND	ND	ND	4.2 1c	21.1 1c

**Parameter: 2,4-Dinitrophenol (ug/L)**

April-11	ND	ND	ND	ND	ND	ND	ND	ND	ND
August-11	ND	ND	NS	ND	ND	ND	ND	ND	ND
March-13	NS	NS	NS	NS	NS	NS	NS	NS	ND
October-13	NS	NS	ND	NS	NS	NS	NS	NS	ND
April-14	NS	NS	ND	NS	NS	NS	NS	NS	ND
December-14	NS	NS	ND	NS	NS	NS	NS	NS	NS
June-15	NS	ND	NS	NS	NS	NS	NS	NS	ND
December-15	NS	ND	NS	NS	NS	NS	NS	NS	ND
May-16	NS	ND	NS	NS	NS	NS	NS	NS	ND
November-16	ND	ND	NS	ND	ND	ND	ND	ND	ND
May-17	ND	ND	ND	ND	ND	ND	ND	ND	ND
November-17	ND	ND	ND	ND	ND	ND	ND	ND	ND
May-18	1.3 J1c	ND	ND	ND	ND	ND	ND	ND	ND
December-18	ND	ND	ND	ND	ND	ND	ND	ND	ND
May-19	ND	ND	ND	ND	ND	ND	ND	ND	ND
November-19	ND	ND	ND	1 J	1 J	ND	ND	ND	ND
May-20	ND	ND	ND	ND	ND	ND	ND	ND	ND
December-20	ND	ND	ND	ND	ND	ND	ND	ND	ND

ND: Non-Detect      NS: Not Sampled

Note: Asterisk indicates well was replaced immediately prior to the May 2020 event. Results shown before this date are from the original well, while results shown after this date are for the replacement well.

Event Date	CP02- PZM026	CP05- PZM019	CP05- PZM028	CP08(R)- PZM034*	CP09- PZM047	CP12- PZM052	CP14- PZM062	CP15- PZM042	CP16- PZM035
May-21	ND	ND	ND	3.1 CH1c	ND	ND	ND	ND	ND
October-21	ND	ND	ND	ND	ND	ND	ND	ND	ND
April-22	ND	ND	ND	ND	ND	ND	ND	ND	ND

**Parameter: 2,4-Dinitrotoluene (ug/L)**

April-11	ND	ND	ND	ND	ND	ND	ND	ND	ND
August-11	ND	ND	NS	ND	ND	ND	ND	ND	ND
March-13	NS	NS	NS	NS	NS	NS	NS	NS	ND
October-13	NS	NS	ND	NS	NS	NS	NS	NS	ND
April-14	NS	NS	ND	NS	NS	NS	NS	NS	ND
December-14	NS	NS	ND	NS	NS	NS	NS	NS	NS
June-15	NS	ND	NS	NS	NS	NS	NS	NS	ND
December-15	NS	ND	NS	NS	NS	NS	NS	NS	ND
May-16	NS	ND	NS	NS	NS	NS	NS	NS	ND
November-16	ND	ND	NS	ND	ND	ND	ND	ND	ND
May-17	ND	ND	ND	ND	ND	ND	ND	ND	ND
November-17	ND	ND	ND	ND	ND	ND	ND	ND	ND
May-18	ND	ND	ND	ND	ND	ND	ND	ND	ND
December-18	ND	ND	ND	ND	ND	ND	ND	ND	ND
May-19	ND	ND	ND	ND	ND	ND	ND	ND	ND
November-19	ND	ND	ND	ND	ND	ND	ND	ND	ND
May-20	ND	ND	ND	ND	ND	ND	ND	ND	ND
December-20	ND	ND	ND	ND	ND	ND	ND	ND	ND
May-21	ND	ND	ND	ND	ND	ND	ND	ND	ND
October-21	ND	ND	ND	ND	ND	ND	ND	ND	ND
April-22	ND	ND	ND	ND	ND	ND	ND	ND	ND

**Parameter: 2,6-Dinitrotoluene (ug/L)**

April-11	ND	ND	ND	ND	ND	ND	ND	ND	ND
August-11	ND	ND	NS	ND	ND	ND	ND	ND	ND
March-13	NS	NS	NS	NS	NS	NS	NS	NS	ND
October-13	NS	NS	ND	NS	NS	NS	NS	NS	ND
April-14	NS	NS	ND	NS	NS	NS	NS	NS	ND
December-14	NS	NS	ND	NS	NS	NS	NS	NS	NS
June-15	NS	ND	NS	NS	NS	NS	NS	NS	ND
December-15	NS	ND	NS	NS	NS	NS	NS	NS	ND
May-16	NS	ND	NS	NS	NS	NS	NS	NS	ND
November-16	ND	ND	NS	ND	ND	ND	ND	ND	ND
May-17	ND	ND	ND	ND	ND	ND	ND	ND	ND
November-17	ND	ND	ND	ND	ND	ND	ND	ND	ND
May-18	ND	ND	ND	ND	ND	ND	ND	ND	ND

ND: Non-Detect      NS: Not Sampled

Note: Asterisk indicates well was replaced immediately prior to the May 2020 event. Results shown before this date are from the original well, while results shown after this date are for the replacement well.

Event Date	CP02- PZM026	CP05- PZM019	CP05- PZM028	CP08(R)- PZM034*	CP09- PZM047	CP12- PZM052	CP14- PZM062	CP15- PZM042	CP16- PZM035
December-18	ND	ND	ND	ND	ND	ND	ND	ND	ND
May-19	ND	ND	ND	ND	ND	ND	ND	ND	ND
November-19	ND	ND	ND	ND	ND	ND	ND	ND	ND
May-20	ND	0.62 J1c	ND	ND	ND	ND	ND	ND	ND
December-20	ND	ND	ND	ND	ND	ND	ND	ND	ND
May-21	ND	ND	ND	ND	ND	ND	ND	ND	ND
October-21	ND	ND	ND	ND	ND	ND	ND	ND	ND
April-22	ND	ND	ND	ND	ND	ND	ND	ND	ND

**Parameter: 2-Chloronaphthalene (ug/L)**

April-11	ND	ND	ND	ND	ND	ND	ND	ND	ND
August-11	ND	ND	NS	ND	ND	ND	ND	ND	ND
March-13	NS	NS	NS	NS	NS	NS	NS	NS	ND
October-13	NS	NS	ND	NS	NS	NS	NS	NS	ND
April-14	NS	NS	ND	NS	NS	NS	NS	NS	ND
December-14	NS	NS	ND	NS	NS	NS	NS	NS	NS
June-15	NS	ND	NS	NS	NS	NS	NS	NS	ND
December-15	NS	ND	NS	NS	NS	NS	NS	NS	ND
May-16	NS	ND	NS	NS	NS	NS	NS	NS	ND
November-16	ND	ND	NS	ND	ND	ND	ND	ND	ND
May-17	ND	ND	ND	ND	ND	ND	ND	ND	ND
November-17	ND	ND	ND	ND	ND	ND	ND	ND	ND
May-18	ND	ND	ND	ND	ND	ND	ND	ND	ND
December-18	ND	2 1c	2 1c	ND	ND	ND	ND	6.1 1c	2.5 1c
May-19	ND	ND	ND	ND	ND	ND	ND	4.6 1c	ND
November-19	ND	ND	ND	ND	ND	ND	ND	ND	ND
May-20	ND	ND	ND	ND	ND	ND	ND	ND	ND
December-20	ND	1.8	1.3	ND	ND	ND	ND	8.9	ND
May-21	ND	ND	ND	ND	ND	ND	ND	2.8 1c	ND
October-21	ND	ND	ND	ND	ND	ND	ND	ND	ND
April-22	ND	ND	ND	ND	ND	ND	ND	ND	ND

**Parameter: 2-Chlorophenol (ug/L)**

April-11	ND	ND	ND	ND	ND	ND	ND	ND	ND
August-11	ND	ND	NS	ND	ND	ND	ND	ND	ND
March-13	NS	NS	NS	NS	NS	NS	NS	NS	ND
October-13	NS	NS	ND	NS	NS	NS	NS	NS	ND
April-14	NS	NS	ND	NS	NS	NS	NS	NS	ND
December-14	NS	NS	ND	NS	NS	NS	NS	NS	NS
June-15	NS	ND	NS	NS	NS	NS	NS	NS	ND
December-15	NS	ND	NS	NS	NS	NS	NS	NS	ND

ND: Non-Detect      NS: Not Sampled

Note: Asterisk indicates well was replaced immediately prior to the May 2020 event. Results shown before this date are from the original well, while results shown after this date are for the replacement well.

Event Date	CP02- PZM026	CP05- PZM019	CP05- PZM028	CP08(R)- PZM034*	CP09- PZM047	CP12- PZM052	CP14- PZM062	CP15- PZM042	CP16- PZM035
May-16	NS	ND	NS	NS	NS	NS	NS	NS	ND
November-16	ND	ND	NS	ND	ND	ND	ND	ND	ND
May-17	ND	ND	ND	ND	ND	ND	ND	ND	ND
November-17	ND	ND	ND	ND	ND	ND	ND	ND	ND
May-18	ND	ND	ND	ND	ND	ND	ND	ND	ND
December-18	ND	ND	ND	ND	ND	ND	ND	1 1c	ND
May-19	ND	ND	ND	ND	ND	ND	ND	ND	ND
November-19	ND	ND	ND	ND	ND	ND	ND	ND	ND
May-20	ND	ND	ND	ND	ND	ND	ND	ND	ND
December-20	ND	ND	ND	ND	ND	ND	ND	ND	ND
May-21	ND	ND	ND	ND	ND	ND	ND	ND	ND
October-21	ND	ND	ND	ND	ND	ND	ND	ND	ND
April-22	ND	ND	ND	ND	ND	ND	ND	ND	ND

**Parameter: 2-Methylnaphthalene (ug/L)**

April-11	ND	5.3	21 J	ND	ND	ND	ND	ND	ND
August-11	ND	ND	NS	ND	ND	ND	ND	ND	ND
March-13	NS	NS	NS	NS	NS	NS	NS	NS	ND
October-13	NS	NS	11.4	NS	NS	NS	NS	NS	1.2
April-14	NS	NS	2.2	NS	NS	NS	NS	NS	2.7
December-14	NS	NS	2.6	NS	NS	NS	NS	NS	NS
June-15	NS	4 1c	NS	NS	NS	NS	NS	NS	2.9 1c
December-15	NS	6.3 1c	NS	NS	NS	NS	NS	NS	2.5 1c
May-16	NS	3.5 1c	NS	NS	NS	NS	NS	NS	1.2 1c
November-16	ND	2.9	NS	ND	ND	ND	ND	ND	0.67 J
May-17	ND	2.3 1c	1.4 1c	ND	ND	ND	ND	ND	0.79 J1c
November-17	ND	3.3 1c	0.97 J	ND	ND	ND	ND	ND	1.1 1c
May-18	ND	2.4 1c	0.74 J1c	ND	ND	ND	ND	0.12 J1c	0.44 J1c
December-18	ND	3.4 1c	1.9 1c	ND	ND	ND	ND	ND	0.79 J1c
May-19	ND	2.5	1.3 1c	ND	ND	ND	ND	ND	0.77 J
November-19	ND	2.8 IS1c	2.1 IS1c	ND	ND	ND	ND	ND	0.54 JR1
May-20	ND	0.55 J1c	1.7 1c	ND	ND	ND	ND	ND	0.71 J1c
December-20	ND	3.8	2.3	ND	ND	ND	ND	ND	1.4 1c
May-21	ND	2.2 1c	2.9 1c	3.2 1c	ND	ND	ND	ND	1.4 1c
October-21	ND	3.2 1c	ND	ND	ND	ND	ND	0.6 J1c	ND
April-22	ND	3.7	4.6	ND	ND	ND	ND	ND	1.6 1c

**Parameter: 2-Methylphenol (ug/L)**

April-11	ND	ND	ND	ND	ND	ND	ND	ND	7.1
August-11	ND	ND	NS	ND	ND	ND	ND	ND	5.2
March-13	NS	NS	NS	NS	NS	NS	NS	NS	3.4

ND: Non-Detect      NS: Not Sampled

Note: Asterisk indicates well was replaced immediately prior to the May 2020 event. Results shown before this date are from the original well, while results shown after this date are for the replacement well.

Event Date	CP02- PZM026	CP05- PZM019	CP05- PZM028	CP08(R)- PZM034*	CP09- PZM047	CP12- PZM052	CP14- PZM062	CP15- PZM042	CP16- PZM035
October-13	NS	NS	ND	NS	NS	NS	NS	NS	3.4
April-14	NS	NS	1.7	NS	NS	NS	NS	NS	4.7
December-14	NS	NS	1.5	NS	NS	NS	NS	NS	NS
June-15	NS	1.1c	NS	NS	NS	NS	NS	NS	4.3 1c
December-15	NS	1.5 1c	NS	NS	NS	NS	NS	NS	3.6 1c
May-16	NS	1.1 1c	NS	NS	NS	NS	NS	NS	2.4 1c
November-16	ND	1J	NS	ND	ND	ND	ND	3.1	2.3
May-17	ND	0.44 J1c	0.57 J1c	ND	ND	ND	ND	ND	2.6 1c
November-17	ND	0.75 J1c	0.64 J	ND	ND	ND	ND	ND	2.5 1c
May-18	ND	0.51 J1c	0.24 J1c	ND	ND	ND	ND	0.51 J1c	2.1 1c
December-18	ND	0.85 J1c	0.66 J1c	ND	ND	ND	ND	0.61 J1c	3.4 1c
May-19	ND	1.1	0.45 J1c	ND	ND	ND	ND	0.51 J1c	2.2
November-19	ND	0.68 J1c	0.75 J1c	ND	ND	ND	ND	ND	2.6
May-20	ND	0.79 J1c	0.72 J1c	ND	ND	ND	ND	0.45 J1c	2.7 1c
December-20	ND	ND	ND	ND	ND	ND	ND	1.2	4.4 1c
May-21	ND	ND	1.4 1c	2.1 1c	ND	ND	ND	ND	5.2 1c
October-21	ND	ND	ND	ND	ND	ND	ND	4 1c	5.3 H21c
April-22	ND	1.4	1.6	ND	ND	ND	ND	2.1 1c	6.1 1c

**Parameter: 2-Nitrophenol (ug/L)**

April-11	ND	ND	ND	ND	ND	ND	ND	ND	ND
August-11	ND	ND	NS	ND	ND	ND	ND	ND	ND
March-13	NS	NS	NS	NS	NS	NS	NS	NS	ND
October-13	NS	NS	ND	NS	NS	NS	NS	NS	ND
April-14	NS	NS	ND	NS	NS	NS	NS	NS	ND
December-14	NS	NS	ND	NS	NS	NS	NS	NS	NS
June-15	NS	ND	NS	NS	NS	NS	NS	NS	ND
December-15	NS	ND	NS	NS	NS	NS	NS	NS	ND
May-16	NS	ND	NS	NS	NS	NS	NS	NS	ND
November-16	ND	ND	NS	ND	ND	ND	ND	ND	ND
May-17	ND	ND	ND	ND	ND	ND	ND	ND	ND
November-17	ND	ND	ND	ND	ND	ND	ND	ND	ND
May-18	ND	ND	ND	ND	ND	ND	ND	ND	ND
December-18	ND	ND	ND	ND	ND	ND	ND	ND	ND
May-19	ND	ND	ND	ND	ND	ND	ND	ND	ND
May-20	ND	ND	ND	ND	ND	ND	ND	ND	ND
December-20	ND	ND	ND	ND	ND	ND	ND	ND	ND
May-21	ND	ND	ND	ND	ND	ND	ND	ND	ND
October-21	ND	ND	ND	ND	ND	ND	ND	ND	ND
April-22	ND	ND	ND	ND	ND	ND	ND	ND	ND

ND: Non-Detect      NS: Not Sampled

Note: Asterisk indicates well was replaced immediately prior to the May 2020 event. Results shown before this date are from the original well, while results shown after this date are for the replacement well.

Event Date	CP02- PZM026	CP05- PZM019	CP05- PZM028	CP08(R)- PZM034*	CP09- PZM047	CP12- PZM052	CP14- PZM062	CP15- PZM042	CP16- PZM035
------------	-----------------	-----------------	-----------------	---------------------	-----------------	-----------------	-----------------	-----------------	-----------------

**Parameter: 3&4-Methylphenol (ug/L)**

April-11	ND	13	ND	ND	ND	ND	ND	ND	13
August-11	ND	ND	NS	ND	ND	ND	ND	ND	9.5
March-13	NS	NS	NS	NS	NS	NS	NS	NS	7.3
October-13	NS	NS	3.5	NS	NS	NS	NS	NS	7.2
April-14	NS	NS	14.7	NS	NS	NS	NS	NS	10.7
December-14	NS	NS	12.4	NS	NS	NS	NS	NS	NS
June-15	NS	8.2 1c	NS	NS	NS	NS	NS	NS	11.1 1c
December-15	NS	12 1c	NS	NS	NS	NS	NS	NS	9.3 1c
May-16	NS	9 1c	NS	NS	NS	NS	NS	NS	7 1c
November-16	ND	7.8	NS	ND	ND	ND	ND	10.6	5.9
May-17	ND	4.1 1c	5.2 1c	0.6 J1c	ND	ND	ND	ND	7.3 1c
November-17	ND	6.7 1c	6.2	0.7 J1c	ND	ND	ND	ND	7.3 1c
May-18	ND	4.2 1c	1.8 J1c	ND	ND	ND	ND	1.4 J1c	6.3 1c
December-18	ND	6.3 1c	5 1c	ND	ND	ND	ND	2.7 1c	10 1c
May-19	ND	7.8 L1	3.4 L11c	ND	ND	ND	ND	2 JL11c	6.9
November-19	ND	5.5 1c	6.1 1c	ND	ND	ND	ND	ND	7.7
May-20	ND	8.1 B1c5c	6.3 1c	ND	ND	ND	ND	ND	7.6 1c
December-20	ND	10.8	7.9	ND	ND	ND	ND	4.3	13.8 1c
May-21	ND	5.4 1c	10.5 1c	1.6 J1c	ND	ND	ND	0.94 J1c	15.2 1c
October-21	ND	12.2 H21c	14.1 1c	ND	ND	ND	ND	13.1 1c	16.7 H21c
April-22	ND	8	14	ND	ND	ND	ND	7.4 1c	18.3 1c

**Parameter: 3,3'-Dichlorobenzidine (ug/L)**

April-11	ND	ND	ND	ND	ND	ND	ND	ND	ND
August-11	ND	ND	NS	ND	ND	ND	ND	ND	ND
March-13	NS	NS	NS	NS	NS	NS	NS	NS	ND
October-13	NS	NS	ND	NS	NS	NS	NS	NS	ND
April-14	NS	NS	ND	NS	NS	NS	NS	NS	ND
December-14	NS	NS	ND	NS	NS	NS	NS	NS	NS
June-15	NS	ND	NS	NS	NS	NS	NS	NS	ND
December-15	NS	ND	NS	NS	NS	NS	NS	NS	ND
May-16	NS	ND	NS	NS	NS	NS	NS	NS	ND
November-16	ND	ND	NS	ND	ND	ND	ND	ND	ND
May-17	ND	ND	ND	ND	ND	ND	ND	ND	ND
November-17	ND	ND	ND	ND	ND	ND	ND	ND	ND
May-18	ND	ND	ND	ND	ND	ND	ND	ND	ND
December-18	ND	ND	ND	ND	ND	ND	ND	ND	ND
May-19	ND	ND	ND	ND	ND	ND	ND	ND	ND
November-19	ND	ND	ND	ND	ND	ND	ND	ND	ND

ND: Non-Detect      NS: Not Sampled

Note: Asterisk indicates well was replaced immediately prior to the May 2020 event. Results shown before this date are from the original well, while results shown after this date are for the replacement well.



Event Date	CP02-PZM026	CP05-PZM019	CP05-PZM028	CP08(R)-PZM034*	CP09-PZM047	CP12-PZM052	CP14-PZM062	CP15-PZM042	CP16-PZM035
May-20	ND	ND	ND	ND	ND	ND	ND	ND	ND
December-20	ND	ND	ND	ND	ND	ND	ND	ND	ND
May-21	ND	ND	ND	ND	ND	ND	ND	ND	ND
October-21	ND	ND	ND	ND	ND	ND	ND	ND	ND
April-22	ND	ND	ND	ND	ND	ND	ND	ND	ND

**Parameter: 4,6-Dinitro-2-methylphenol (ug/L)**

April-11	ND	ND	ND	ND	ND	ND	ND	ND	ND
August-11	ND	ND	NS	ND	ND	ND	ND	ND	ND
March-13	NS	NS	NS	NS	NS	NS	NS	NS	ND
October-13	NS	NS	ND	NS	NS	NS	NS	NS	ND
April-14	NS	NS	ND	NS	NS	NS	NS	NS	ND
December-14	NS	NS	ND	NS	NS	NS	NS	NS	NS
June-15	NS	ND	NS	NS	NS	NS	NS	NS	ND
December-15	NS	ND	NS	NS	NS	NS	NS	NS	ND
May-16	NS	ND	NS	NS	NS	NS	NS	NS	ND
November-16	0.66 J	0.71 J	NS	0.61 J	0.68 J	0.65 J	ND	0.7 J	ND
May-17	ND	0.57 J1c	0.53 J1c	ND	ND	ND	ND	ND	ND
November-17	ND	ND	ND	ND	ND	ND	ND	ND	ND
May-18	ND	ND	ND	ND	ND	ND	ND	ND	ND
December-18	ND	ND	ND	ND	ND	ND	ND	ND	ND
May-19	ND	ND	ND	ND	ND	ND	ND	ND	ND
November-19	ND	ND	ND	ND	ND	ND	ND	ND	ND
May-20	ND	ND	ND	ND	ND	ND	ND	ND	ND
December-20	ND	ND	ND	ND	ND	ND	ND	ND	ND
May-21	ND	ND	ND	ND	ND	ND	ND	ND	ND
October-21	ND	ND	ND	ND	ND	ND	ND	ND	ND
April-22	ND	ND	ND	ND	ND	ND	ND	ND	ND

**Parameter: 4-Bromophenyl phenylether (ug/L)**

April-11	ND	ND	ND	ND	ND	ND	ND	ND	ND
August-11	ND	ND	NS	ND	ND	ND	ND	ND	ND
March-13	NS	NS	NS	NS	NS	NS	NS	NS	ND
October-13	NS	NS	ND	NS	NS	NS	NS	NS	ND
April-14	NS	NS	ND	NS	NS	NS	NS	NS	ND
December-14	NS	NS	ND	NS	NS	NS	NS	NS	NS
June-15	NS	ND	NS	NS	NS	NS	NS	NS	ND
December-15	NS	ND	NS	NS	NS	NS	NS	NS	ND
May-16	NS	ND	NS	NS	NS	NS	NS	NS	ND
November-16	ND	ND	NS	ND	ND	ND	ND	ND	ND
May-17	ND	ND	ND	ND	ND	ND	ND	ND	ND

ND: Non-Detect      NS: Not Sampled

Note: Asterisk indicates well was replaced immediately prior to the May 2020 event. Results shown before this date are from the original well, while results shown after this date are for the replacement well.

Event Date	CP02- PZM026	CP05- PZM019	CP05- PZM028	CP08(R)- PZM034*	CP09- PZM047	CP12- PZM052	CP14- PZM062	CP15- PZM042	CP16- PZM035
November-17	ND	ND	ND	ND	ND	ND	ND	ND	ND
May-18	ND	ND	ND	ND	ND	ND	ND	ND	ND
December-18	ND	ND	ND	ND	ND	ND	ND	ND	ND
May-19	ND	ND	ND	ND	ND	ND	ND	ND	ND
November-19	ND	ND	ND	ND	ND	ND	ND	ND	ND
May-20	ND	ND	ND	ND	ND	ND	ND	ND	ND
December-20	ND	ND	ND	ND	ND	ND	ND	ND	ND
May-21	ND	ND	ND	ND	ND	ND	ND	ND	ND
October-21	ND	ND	ND	ND	ND	ND	ND	ND	ND
April-22	ND	ND	ND	ND	ND	ND	ND	ND	ND

---

**Parameter: 4-Chloro-3-methylphenol (ug/L)**

---

April-11	ND	ND	ND	ND	ND	ND	ND	ND	ND
August-11	ND	ND	NS	ND	ND	ND	ND	ND	ND
March-13	NS	NS	NS	NS	NS	NS	NS	NS	ND
October-13	NS	NS	ND	NS	NS	NS	NS	NS	ND
April-14	NS	NS	ND	NS	NS	NS	NS	NS	ND
December-14	NS	NS	ND	NS	NS	NS	NS	NS	NS
June-15	NS	ND	NS	NS	NS	NS	NS	NS	ND
December-15	NS	ND	NS	NS	NS	NS	NS	NS	ND
May-16	NS	ND	NS	NS	NS	NS	NS	NS	ND
November-16	ND	ND	NS	ND	ND	ND	ND	ND	ND
May-17	ND	ND	ND	ND	ND	ND	ND	ND	ND
November-17	ND	ND	ND	ND	ND	ND	ND	ND	ND
May-18	ND	ND	ND	ND	ND	ND	ND	ND	ND
December-18	ND	ND	ND	ND	ND	ND	ND	0.68 J1c	ND
May-19	ND	ND	ND	ND	ND	ND	ND	ND	ND
November-19	ND	ND	ND	ND	ND	ND	ND	ND	ND
May-20	ND	ND	ND	ND	ND	ND	ND	ND	ND
December-20	ND	ND	ND	ND	ND	ND	ND	0.94 J	ND
May-21	ND	ND	ND	ND	ND	ND	ND	ND	ND
October-21	ND	ND	ND	ND	ND	ND	ND	ND	ND
April-22	ND	ND	ND	ND	ND	ND	ND	ND	ND

---

**Parameter: 4-Chlorophenyl phenylether (ug/L)**

---

April-11	ND	ND	ND	ND	ND	ND	ND	ND	ND
August-11	ND	ND	NS	ND	ND	ND	ND	ND	ND
March-13	NS	NS	NS	NS	NS	NS	NS	NS	ND
October-13	NS	NS	ND	NS	NS	NS	NS	NS	ND
April-14	NS	NS	ND	NS	NS	NS	NS	NS	ND
December-14	NS	NS	ND	NS	NS	NS	NS	NS	NS

ND: Non-Detect      NS: Not Sampled

Note: Asterisk indicates well was replaced immediately prior to the May 2020 event. Results shown before this date are from the original well, while results shown after this date are for the replacement well.

Event Date	CP02- PZM026	CP05- PZM019	CP05- PZM028	CP08(R)- PZM034*	CP09- PZM047	CP12- PZM052	CP14- PZM062	CP15- PZM042	CP16- PZM035
June-15	NS	ND	NS	NS	NS	NS	NS	NS	ND
December-15	NS	ND	NS	NS	NS	NS	NS	NS	ND
May-16	NS	ND	NS	NS	NS	NS	NS	NS	ND
November-16	ND	ND	NS	ND	ND	ND	ND	ND	ND
May-17	ND	ND	ND	ND	ND	ND	ND	ND	ND
November-17	ND	ND	ND	ND	ND	ND	ND	ND	ND
May-18	ND	ND	ND	ND	ND	ND	ND	ND	ND
December-18	ND	ND	ND	ND	ND	ND	ND	ND	ND
May-19	ND	ND	ND	ND	ND	ND	ND	ND	ND
November-19	ND	ND	ND	ND	ND	ND	ND	ND	ND
May-20	ND	ND	ND	ND	ND	ND	ND	ND	ND
December-20	ND	ND	ND	ND	ND	ND	ND	ND	ND
May-21	ND	ND	ND	ND	ND	ND	ND	ND	ND
October-21	ND	ND	ND	ND	ND	ND	ND	ND	ND
April-22	ND	ND	ND	ND	ND	ND	ND	ND	ND

**Parameter: 4-Nitrophenol (ug/L)**

April-11	ND	ND	ND	ND	ND	ND	ND	ND	ND
August-11	ND	ND	NS	ND	ND	ND	ND	ND	ND
March-13	NS	NS	NS	NS	NS	NS	NS	NS	ND
October-13	NS	NS	ND	NS	NS	NS	NS	NS	ND
April-14	NS	NS	ND	NS	NS	NS	NS	NS	ND
December-14	NS	NS	ND	NS	NS	NS	NS	NS	NS
June-15	NS	ND	NS	NS	NS	NS	NS	NS	ND
December-15	NS	ND	NS	NS	NS	NS	NS	NS	ND
May-16	NS	ND	NS	NS	NS	NS	NS	NS	ND
November-16	1.3	ND	NS	ND	ND	ND	ND	ND	ND
May-17	0.43 J1c	ND	ND	ND	ND	ND	ND	ND	ND
November-17	ND	ND	ND	ND	ND	ND	ND	ND	ND
May-18	0.82 J1c	ND	ND	ND	ND	ND	ND	ND	ND
December-18	1.2 1c	1 CH1c	ND	ND	ND	ND	ND	ND	2.7 CH1c
May-19	ND	ND	ND	ND	ND	ND	ND	ND	ND
November-19	ND	1 1c	1.2 1c	ND	ND	ND	ND	ND	1.9 ML
May-20	ND	ND	ND	ND	ND	ND	ND	ND	ND
December-20	1.8 1c	ND	ND	ND	ND	ND	ND	ND	ND
May-21	2.2 1c	ND	ND	ND	ND	ND	ND	ND	ND
October-21	2.4 CHH21c	ND	ND	ND	ND	ND	ND	ND	ND
April-22	2.2 1c	ND	ND	ND	ND	ND	ND	ND	ND

**Parameter: Acenaphthene (ug/L)**

April-11	ND	5.8	19 J	ND	3.4 J	3.1 J	ND	ND	5.3
----------	----	-----	------	----	-------	-------	----	----	-----

ND: Non-Detect      NS: Not Sampled

Note: Asterisk indicates well was replaced immediately prior to the May 2020 event. Results shown before this date are from the original well, while results shown after this date are for the replacement well.

Event Date	CP02- PZM026	CP05- PZM019	CP05- PZM028	CP08(R)- PZM034*	CP09- PZM047	CP12- PZM052	CP14- PZM062	CP15- PZM042	CP16- PZM035
August-11	ND	2.9 J	NS	ND	ND	ND	ND	ND	4.7 J
March-13	NS	NS	NS	NS	NS	NS	NS	NS	3.2
October-13	NS	NS	12.4	NS	NS	NS	NS	NS	4
April-14	NS	NS	3.5	NS	NS	NS	NS	NS	7.7
December-14	NS	NS	4.2	NS	NS	NS	NS	NS	NS
June-15	NS	5.2 1c	NS	NS	NS	NS	NS	NS	9.4 1c
December-15	NS	7 1c	NS	NS	NS	NS	NS	NS	8.3 1c
May-16	NS	4.9 1c	NS	NS	NS	NS	NS	NS	5.6 1c
November-16	0.54 J	4.8	NS	ND	1.5	ND	ND	ND	3
May-17	ND	2.9 1c	2.2 1c	ND	0.92 J1c	ND	ND	ND	3.4 1c
November-17	ND	4.1 1c	2.1	ND	0.29 J	ND	ND	ND	5.6 1c
May-18	0.38 J1c	3 1c	1.6 1c	ND	ND	ND	ND	ND	2.2 1c
December-18	0.56 J1c	4.2 1c	2.9 1c	ND	0.92 J1c	ND	ND	ND	4.1 1c
May-19	ND	4.2	2.4 1c	ND	0.87 J	ND	ND	ND	4.2
November-19	0.64 J1c	3.7 1c	3 IS1c	ND	2.1 R1ML	ND	ND	ND	2.7
May-20	ND	1.2 1c	4.4 1c	ND	ND	ND	ND	ND	5.6 1c
December-20	ND	4.7	3.2	ND	0.97 J1c	ND	ND	ND	7.1 1c
May-21	0.73 J1c	3 1c	4.2 1c	2.3 1c	1.3 1c	ND	ND	ND	8.6 1c
October-21	0.75 JH21c	5.8 1c	5.1 1c	ND	0.98 JH21c	ND	ND	0.84 J1c	7.5 H21c
April-22	0.83 J1c	4.5	5.2	ND	1.6 1c	ND	ND	ND	9.9 1c

**Parameter: Acenaphthylene (ug/L)**

April-11	ND	ND	ND	ND	ND	ND	ND	ND	ND
August-11	ND	ND	NS	ND	ND	ND	ND	ND	ND
March-13	NS	NS	NS	NS	NS	NS	NS	NS	ND
October-13	NS	NS	2.7	NS	NS	NS	NS	NS	ND
April-14	NS	NS	1.5	NS	NS	NS	NS	NS	1.6
December-14	NS	NS	1.6	NS	NS	NS	NS	NS	NS
June-15	NS	2.1 1c	NS	NS	NS	NS	NS	NS	1.7 1c
December-15	NS	2.8 1c	NS	NS	NS	NS	NS	NS	1.4 1c
May-16	NS	2.4 1c	NS	NS	NS	NS	NS	NS	ND
November-16	ND	2.4	NS	ND	ND	ND	ND	ND	ND
May-17	ND	1.9 1c	ND	ND	ND	ND	ND	ND	ND
November-17	ND	14.8 1c	16.9	ND	ND	ND	ND	ND	6.8 1c
May-18	ND	1.1 1c	ND	ND	ND	ND	ND	ND	ND
December-18	ND	1.2 1c	0.88 J1c	ND	ND	ND	ND	ND	ND
May-19	ND	2	0.61 J1c	ND	ND	ND	ND	ND	ND
November-19	ND	2 1c	ND	ND	ND	ND	ND	ND	ND
May-20	ND	ND	2.3 1c	ND	ND	ND	ND	ND	0.73 J1c
December-20	ND	2.5	1.2	ND	ND	ND	ND	ND	1.1 1c
May-21	ND	1.1 1c	2 1c	ND	ND	ND	ND	ND	ND

ND: Non-Detect      NS: Not Sampled

Note: Asterisk indicates well was replaced immediately prior to the May 2020 event. Results shown before this date are from the original well, while results shown after this date are for the replacement well.

Event Date	CP02- PZM026	CP05- PZM019	CP05- PZM028	CP08(R)- PZM034*	CP09- PZM047	CP12- PZM052	CP14- PZM062	CP15- PZM042	CP16- PZM035
October-21	ND	2.7 1c	ND	ND	ND	ND	ND	ND	ND
April-22	ND	2.2	2.5	ND	ND	ND	ND	ND	ND
<b>Parameter: Aniline (ug/L)</b>									
April-11	ND	ND	ND	ND	ND	ND	ND	ND	3.7 J
August-11	ND	ND	NS	ND	ND	ND	ND	ND	ND
October-13	NS	NS	ND	NS	NS	NS	NS	NS	ND
April-14	NS	NS	ND	NS	NS	NS	NS	NS	ND
December-14	NS	NS	ND	NS	NS	NS	NS	NS	NS
June-15	NS	ND	NS	NS	NS	NS	NS	NS	3.2 1c
December-15	NS	ND	NS	NS	NS	NS	NS	NS	5.6 1c
May-16	NS	ND	NS	NS	NS	NS	NS	NS	2.8 1c
November-16	ND	ND	NS	ND	ND	ND	ND	ND	19.5 J
May-17	ND	ND	ND	ND	ND	ND	ND	ND	ND
November-17	ND	ND	ND	ND	ND	ND	ND	ND	1.3 J1c
May-18	ND	ND	ND	ND	ND	ND	ND	ND	ND
December-18	ND	ND	ND	ND	ND	ND	ND	ND	ND
May-19	ND	0.63 J11	0.34 J111c	ND	ND	ND	ND	ND	ND
November-19	ND	ND	6.4 1c	ND	ND	ND	ND	ND	ND
May-20	ND	6.6 1c	ND	ND	ND	ND	ND	ND	ND
December-20	ND	ND	ND	ND	ND	ND	ND	ND	ND
May-21	ND	ND	ND	ND	ND	ND	ND	ND	ND
October-21	ND	ND	ND	ND	ND	ND	ND	ND	ND
April-22	ND	ND	ND	ND	ND	ND	ND	ND	ND

<b>Parameter: Anthracene (ug/L)</b>									
April-11	ND	ND	ND	ND	ND	ND	ND	ND	ND
August-11	ND	ND	NS	ND	ND	ND	ND	ND	ND
March-13	NS	NS	NS	NS	NS	NS	NS	NS	ND
October-13	NS	NS	ND	NS	NS	NS	NS	NS	1.8
April-14	NS	NS	ND	NS	NS	NS	NS	NS	2.7
December-14	NS	NS	ND	NS	NS	NS	NS	NS	NS
June-15	NS	ND	NS	NS	NS	NS	NS	NS	3.1 1c
December-15	NS	0.47 J1c	NS	NS	NS	NS	NS	NS	2.7 1c
May-16	NS	0.31 J1c	NS	NS	NS	NS	NS	NS	1.8 1c
November-16	ND	0.33 J	NS	ND	0.63 J	ND	ND	1.2	0.91 J
May-17	ND	0.23 J121c	0.33 J121c	ND	0.43 J121c	ND	ND	ND	0.7 J1c
November-17	ND	0.17 J1c	0.33 J	ND	ND	ND	ND	ND	1.4 1c
May-18	ND	ND	0.21 J1c	ND	ND	ND	ND	ND	0.61 J1c
December-18	ND	0.26 J1c	0.33 J1c	ND	ND	ND	ND	ND	0.88 J1c
May-19	ND	ND	ND	ND	0.5 J	ND	ND	ND	1

ND: Non-Detect      NS: Not Sampled

Note: Asterisk indicates well was replaced immediately prior to the May 2020 event. Results shown before this date are from the original well, while results shown after this date are for the replacement well.

Event Date	CP02- PZM026	CP05- PZM019	CP05- PZM028	CP08(R)- PZM034*	CP09- PZM047	CP12- PZM052	CP14- PZM062	CP15- PZM042	CP16- PZM035
November-19	ND	ND	ND	ND	1.4 ISR1ML	ND	ND	ND	0.54 JM6R1
May-20	ND	ND	0.67 J1c	ND	ND	ND	ND	ND	1.8 1c
December-20	ND	ND	ND	ND	ND	ND	ND	ND	1.4 1c
May-21	ND	ND	ND	ND	ND	ND	ND	ND	ND
October-21	ND	ND	ND	ND	ND	ND	ND	ND	ND
April-22	ND	ND	ND	ND	ND	ND	ND	ND	1.8 1c

**Parameter: Benz[a]anthracene (ug/L)**

April-11	ND	ND	ND	ND	ND	ND	ND	ND	ND
August-11	ND	ND	NS	ND	ND	ND	ND	ND	ND
March-13	NS	NS	NS	NS	NS	NS	NS	NS	ND
October-13	NS	NS	ND	NS	NS	NS	NS	NS	ND
April-14	NS	NS	ND	NS	NS	NS	NS	NS	ND
December-14	NS	NS	ND	NS	NS	NS	NS	NS	NS
June-15	NS	ND	NS	NS	NS	NS	NS	NS	ND
December-15	NS	ND	NS	NS	NS	NS	NS	NS	ND
May-16	NS	ND	NS	NS	NS	NS	NS	NS	ND
November-16	ND	ND	NS	ND	ND	ND	ND	ND	ND
May-17	ND	ND	ND	ND	ND	ND	ND	ND	ND
November-17	ND	ND	ND	ND	ND	ND	ND	ND	ND
May-18	ND	ND	ND	ND	ND	ND	ND	ND	ND
December-18	ND	ND	ND	ND	ND	ND	ND	ND	ND
May-19	ND	ND	ND	ND	ND	ND	ND	ND	ND
November-19	ND	ND	ND	ND	0.25 IS	ND	ND	ND	ND
May-20	ND	ND	ND	ND	ND	ND	ND	ND	ND
December-20	ND	ND	ND	ND	ND	ND	ND	ND	ND
May-21	ND	ND	ND	ND	ND	ND	ND	ND	ND
October-21	ND	ND	ND	ND	ND	ND	ND	ND	ND
April-22	ND	ND	ND	ND	ND	ND	ND	ND	ND

**Parameter: Benzo[a]pyrene (ug/L)**

April-11	ND	ND	ND	ND	ND	ND	ND	ND	ND
August-11	ND	ND	NS	ND	ND	ND	ND	ND	ND
March-13	NS	NS	NS	NS	NS	NS	NS	NS	ND
October-13	NS	NS	ND	NS	NS	NS	NS	NS	ND
April-14	NS	NS	ND	NS	NS	NS	NS	NS	ND
December-14	NS	NS	ND	NS	NS	NS	NS	NS	NS
June-15	NS	ND	NS	NS	NS	NS	NS	NS	ND
December-15	NS	ND	NS	NS	NS	NS	NS	NS	ND
May-16	NS	ND	NS	NS	NS	NS	NS	NS	ND
November-16	ND	ND	NS	ND	ND	ND	ND	ND	ND

ND: Non-Detect      NS: Not Sampled

Note: Asterisk indicates well was replaced immediately prior to the May 2020 event. Results shown before this date are from the original well, while results shown after this date are for the replacement well.

Event Date	CP02- PZM026	CP05- PZM019	CP05- PZM028	CP08(R)- PZM034*	CP09- PZM047	CP12- PZM052	CP14- PZM062	CP15- PZM042	CP16- PZM035
May-17	ND	ND	ND	ND	ND	ND	ND	ND	ND
November-17	ND	ND	ND	ND	ND	ND	ND	ND	ND
May-18	ND	ND	ND	ND	ND	ND	ND	ND	ND
December-18	ND	ND	ND	ND	ND	ND	ND	ND	ND
May-19	ND	ND	ND	ND	ND	ND	ND	ND	ND
November-19	ND	ND	ND	ND	ND	ND	ND	ND	ND
May-20	ND	ND	ND	ND	ND	ND	ND	ND	ND
December-20	ND	ND	ND	ND	ND	ND	ND	ND	ND
May-21	ND	ND	ND	ND	ND	ND	ND	ND	ND
October-21	ND	ND	ND	ND	ND	ND	ND	ND	ND
April-22	ND	ND	ND	ND	ND	ND	ND	ND	ND

**Parameter: Benzo[b]fluoranthene (ug/L)**

April-11	ND	ND	ND	ND	ND	ND	ND	ND	ND
August-11	ND	ND	NS	ND	ND	ND	ND	ND	ND
March-13	NS	NS	NS	NS	NS	NS	NS	NS	ND
October-13	NS	NS	ND	NS	NS	NS	NS	NS	ND
April-14	NS	NS	ND	NS	NS	NS	NS	NS	ND
December-14	NS	NS	ND	NS	NS	NS	NS	NS	NS
June-15	NS	ND	NS	NS	NS	NS	NS	NS	ND
December-15	NS	ND	NS	NS	NS	NS	NS	NS	ND
May-16	NS	ND	NS	NS	NS	NS	NS	NS	ND
November-16	ND	ND	NS	ND	ND	ND	ND	ND	ND
May-17	ND	ND	ND	ND	ND	ND	ND	ND	ND
November-17	ND	ND	ND	ND	ND	ND	ND	ND	ND
May-18	ND	ND	ND	ND	ND	ND	ND	ND	ND
December-18	ND	ND	ND	ND	ND	ND	ND	ND	ND
May-19	ND	ND	ND	ND	ND	ND	ND	ND	ND
November-19	ND	ND	ND	ND	ND	ND	ND	ND	ND
May-20	ND	ND	ND	ND	ND	ND	ND	ND	ND
December-20	ND	ND	ND	ND	ND	ND	ND	ND	ND
May-21	ND	ND	ND	ND	ND	ND	ND	ND	ND
October-21	ND	ND	ND	ND	ND	ND	ND	ND	ND
April-22	ND	ND	ND	ND	ND	ND	ND	ND	ND

**Parameter: Benzo[g,h,i]perylene (ug/L)**

April-11	ND	ND	ND	ND	ND	ND	ND	ND	ND
August-11	ND	ND	NS	ND	ND	ND	ND	ND	ND
March-13	NS	NS	NS	NS	NS	NS	NS	NS	ND
October-13	NS	NS	ND	NS	NS	NS	NS	NS	ND
April-14	NS	NS	ND	NS	NS	NS	NS	NS	ND

ND: Non-Detect      NS: Not Sampled

Note: Asterisk indicates well was replaced immediately prior to the May 2020 event. Results shown before this date are from the original well, while results shown after this date are for the replacement well.

Event Date	CP02- PZM026	CP05- PZM019	CP05- PZM028	CP08(R)- PZM034*	CP09- PZM047	CP12- PZM052	CP14- PZM062	CP15- PZM042	CP16- PZM035
December-14	NS	NS	ND	NS	NS	NS	NS	NS	NS
June-15	NS	ND	NS	NS	NS	NS	NS	NS	ND
December-15	NS	ND	NS	NS	NS	NS	NS	NS	ND
May-16	NS	ND	NS	NS	NS	NS	NS	NS	ND
November-16	ND	ND	NS	ND	ND	ND	ND	ND	ND
May-17	ND	ND	ND	ND	ND	ND	ND	ND	ND
November-17	ND	ND	ND	ND	ND	ND	ND	ND	ND
May-18	ND	ND	ND	ND	ND	ND	ND	ND	ND
December-18	ND	ND	ND	ND	ND	ND	ND	ND	ND
May-19	ND	ND	ND	ND	ND	ND	ND	ND	ND
November-19	ND	ND	ND	ND	ND	ND	ND	ND	ND
May-20	ND	ND	ND	ND	ND	ND	ND	ND	ND
December-20	ND	ND	ND	ND	ND	ND	ND	ND	ND
May-21	ND	ND	ND	ND	ND	ND	ND	ND	ND
October-21	ND	ND	ND	ND	ND	ND	ND	ND	ND
April-22	ND	ND	ND	ND	ND	ND	ND	ND	ND

---

**Parameter: Benzo[k]fluoranthene (ug/L)**

---

April-11	ND	ND	ND	ND	ND	ND	ND	ND	ND
August-11	ND	ND	NS	ND	ND	ND	ND	ND	ND
March-13	NS	NS	NS	NS	NS	NS	NS	NS	ND
October-13	NS	NS	ND	NS	NS	NS	NS	NS	ND
April-14	NS	NS	ND	NS	NS	NS	NS	NS	ND
December-14	NS	NS	ND	NS	NS	NS	NS	NS	NS
June-15	NS	ND	NS	NS	NS	NS	NS	NS	ND
December-15	NS	ND	NS	NS	NS	NS	NS	NS	ND
May-16	NS	ND	NS	NS	NS	NS	NS	NS	ND
November-16	ND	ND	NS	ND	ND	ND	ND	ND	ND
May-17	ND	ND	ND	ND	ND	ND	ND	ND	ND
November-17	ND	ND	ND	ND	ND	ND	ND	ND	ND
May-18	ND	ND	ND	ND	ND	ND	ND	ND	ND
December-18	ND	ND	ND	ND	ND	ND	ND	ND	ND
May-19	ND	ND	ND	ND	ND	ND	ND	ND	ND
November-19	ND	ND	ND	ND	ND	ND	ND	ND	ND
May-20	ND	ND	ND	ND	ND	ND	ND	ND	ND
December-20	ND	ND	ND	ND	ND	ND	ND	ND	ND
May-21	ND	ND	ND	ND	ND	ND	ND	ND	ND
October-21	ND	ND	ND	ND	ND	ND	ND	ND	ND
April-22	ND	ND	ND	ND	ND	ND	ND	ND	ND

---

**Parameter: bis(2-Chloro-1-methylethyl)ether (ug/L)**

---

ND: Non-Detect      NS: Not Sampled

Note: Asterisk indicates well was replaced immediately prior to the May 2020 event. Results shown before this date are from the original well, while results shown after this date are for the replacement well.





Event Date	CP02- PZM026	CP05- PZM019	CP05- PZM028	CP08(R)- PZM034*	CP09- PZM047	CP12- PZM052	CP14- PZM062	CP15- PZM042	CP16- PZM035
April-11	ND	ND	ND	ND	ND	ND	ND	ND	ND
August-11	ND	ND	NS	ND	ND	ND	ND	ND	ND
March-13	NS	NS	NS	NS	NS	NS	NS	NS	ND
October-13	NS	NS	ND	NS	NS	NS	NS	NS	ND
April-14	NS	NS	ND	NS	NS	NS	NS	NS	ND
December-14	NS	NS	ND	NS	NS	NS	NS	NS	NS
June-15	NS	ND	NS	NS	NS	NS	NS	NS	ND
December-15	NS	ND	NS	NS	NS	NS	NS	NS	ND
May-16	NS	ND	NS	NS	NS	NS	NS	NS	ND
November-16	ND	ND	NS	ND	ND	ND	ND	ND	ND
May-17	ND	ND	ND	ND	ND	ND	ND	ND	ND
November-17	ND	ND	ND	ND	ND	ND	ND	ND	ND
May-18	ND	ND	ND	ND	ND	ND	ND	ND	ND
December-18	ND	ND	ND	ND	ND	ND	ND	ND	ND
May-19	ND	ND	ND	ND	ND	ND	ND	ND	ND
November-19	ND	ND	ND	ND	ND	ND	ND	ND	ND
May-20	ND	ND	ND	ND	ND	ND	ND	ND	ND
December-20	ND	ND	ND	ND	ND	ND	ND	ND	ND
May-21	ND	ND	ND	ND	ND	ND	ND	ND	ND
October-21	ND	ND	ND	ND	ND	ND	ND	ND	ND
April-22	ND	ND	ND	ND	ND	ND	ND	ND	ND

**Parameter: bis(2-Chloroethoxy)methane (ug/L)**

April-11	ND	ND	ND	ND	ND	ND	ND	ND	ND
August-11	ND	ND	NS	ND	ND	ND	ND	ND	ND
March-13	NS	NS	NS	NS	NS	NS	NS	NS	ND
October-13	NS	NS	ND	NS	NS	NS	NS	NS	ND
April-14	NS	NS	ND	NS	NS	NS	NS	NS	ND
December-14	NS	NS	ND	NS	NS	NS	NS	NS	NS
June-15	NS	ND	NS	NS	NS	NS	NS	NS	ND
December-15	NS	ND	NS	NS	NS	NS	NS	NS	ND
May-16	NS	ND	NS	NS	NS	NS	NS	NS	ND
November-16	ND	ND	NS	ND	ND	ND	ND	ND	ND
May-17	ND	ND	ND	ND	ND	ND	ND	ND	ND
November-17	ND	0.19 J1c	0.16 J	ND	ND	ND	ND	ND	ND
May-18	ND	ND	ND	ND	ND	ND	ND	ND	ND
December-18	ND	ND	ND	ND	ND	ND	ND	ND	ND
May-19	ND	ND	ND	ND	ND	ND	ND	ND	ND
November-19	ND	ND	ND	ND	ND	ND	ND	ND	ND
May-20	ND	ND	ND	ND	ND	ND	ND	ND	ND
December-20	ND	ND	ND	ND	ND	ND	ND	ND	ND

ND: Non-Detect      NS: Not Sampled

Note: Asterisk indicates well was replaced immediately prior to the May 2020 event. Results shown before this date are from the original well, while results shown after this date are for the replacement well.

Event Date	CP02- PZM026	CP05- PZM019	CP05- PZM028	CP08(R)- PZM034*	CP09- PZM047	CP12- PZM052	CP14- PZM062	CP15- PZM042	CP16- PZM035
May-21	ND	ND	ND	ND	ND	ND	ND	ND	ND
October-21	ND	ND	ND	ND	ND	ND	ND	ND	ND
April-22	ND	ND	ND	ND	ND	ND	ND	ND	ND

**Parameter: bis(2-Chloroethyl)ether (ug/L)**

April-11	ND	ND	ND	ND	ND	ND	ND	ND	ND
August-11	ND	ND	NS	ND	ND	ND	ND	ND	ND
March-13	NS	NS	NS	NS	NS	NS	NS	NS	ND
October-13	NS	NS	ND	NS	NS	NS	NS	NS	ND
April-14	NS	NS	ND	NS	NS	NS	NS	NS	ND
December-14	NS	NS	ND	NS	NS	NS	NS	NS	NS
June-15	NS	ND	NS	NS	NS	NS	NS	NS	ND
December-15	NS	ND	NS	NS	NS	NS	NS	NS	ND
May-16	NS	ND	NS	NS	NS	NS	NS	NS	ND
November-16	ND	ND	NS	ND	ND	ND	ND	ND	3.1
May-17	ND	ND	ND	ND	ND	ND	ND	ND	ND
November-17	ND	ND	ND	ND	ND	ND	ND	ND	ND
May-18	ND	ND	ND	ND	ND	ND	ND	ND	ND
December-18	ND	ND	ND	ND	ND	ND	ND	ND	ND
May-19	ND	ND	0.44 J1c	ND	ND	ND	ND	ND	3.6
November-19	ND	ND	ND	ND	ND	ND	ND	ND	ND
May-20	ND	ND	ND	ND	ND	ND	ND	ND	ND
December-20	ND	ND	ND	ND	ND	ND	ND	ND	ND
May-21	ND	ND	ND	ND	ND	ND	ND	ND	ND
October-21	ND	ND	ND	ND	ND	ND	ND	ND	ND
April-22	ND	ND	ND	ND	ND	ND	ND	ND	ND

**Parameter: bis(2-Ethylhexyl)phthalate (ug/L)**

April-11	ND	ND	ND	ND	ND	ND	25	ND	ND
August-11	ND	ND	NS	ND	ND	ND	ND	ND	ND
March-13	NS	NS	NS	NS	NS	NS	NS	NS	ND
October-13	NS	NS	ND	NS	NS	NS	NS	NS	ND
April-14	NS	NS	ND	NS	NS	NS	NS	NS	ND
December-14	NS	NS	ND	NS	NS	NS	NS	NS	NS
June-15	NS	ND	NS	NS	NS	NS	NS	NS	ND
December-15	NS	ND	NS	NS	NS	NS	NS	NS	0.3 J1c
May-16	NS	ND	NS	NS	NS	NS	NS	NS	0.34 J1c
November-16	0.49 JB	0.21 JIS	NS	0.48 JB	0.31 JIS	ND	0.81 J	0.22 JIS	ND
May-17	ND	ND	ND	ND	0.28 JCH1c	ND	ND	ND	ND
November-17	ND	ND	ND	ND	0.21 J	ND	0.16 J	ND	ND
May-18	0.16 J1c	ND	0.18 J1c	ND	0.54 JIS1c	0.33 JIS1c	0.16 JB	0.23 JIS1c	ND

ND: Non-Detect      NS: Not Sampled

Note: Asterisk indicates well was replaced immediately prior to the May 2020 event. Results shown before this date are from the original well, while results shown after this date are for the replacement well.

Event Date	CP02- PZM026	CP05- PZM019	CP05- PZM028	CP08(R)- PZM034*	CP09- PZM047	CP12- PZM052	CP14- PZM062	CP15- PZM042	CP16- PZM035
December-18	0.27 J1c	ND	ND	0.39 J2c	0.37 J1c	ND	0.3 J1c	0.41 J1c	ND
May-19	0.54 J	ND	ND	0.88 J1c	ND	0.44 JB1c	0.52 JCH1c	0.4 JB1c	ND
November-19	ND	ND	ND	ND	0.45 J	ND	ND	ND	ND
May-20	ND	0.37 J1c	ND	ND	ND	ND	ND	ND	ND
December-20	ND	ND	ND	ND	ND	ND	ND	1.9 J	ND
May-21	ND	ND	ND	ND	ND	ND	ND	ND	ND
October-21	ND	ND	ND	ND	ND	ND	ND	ND	ND
April-22	ND	ND	ND	ND	ND	ND	ND	ND	ND

**Parameter: Butyl benzyl phthalate (ug/L)**

April-11	ND	ND	ND	ND	ND	ND	ND	ND	ND
August-11	ND	ND	NS	ND	ND	ND	ND	ND	ND
March-13	NS	NS	NS	NS	NS	NS	NS	NS	ND
October-13	NS	NS	ND	NS	NS	NS	NS	NS	ND
April-14	NS	NS	ND	NS	NS	NS	NS	NS	ND
December-14	NS	NS	ND	NS	NS	NS	NS	NS	NS
June-15	NS	ND	NS	NS	NS	NS	NS	NS	ND
December-15	NS	ND	NS	NS	NS	NS	NS	NS	ND
May-16	NS	ND	NS	NS	NS	NS	NS	NS	ND
November-16	ND	ND	NS	ND	ND	ND	ND	5.1 IS	0.55 J
May-17	ND	ND	0.16 J1c	ND	ND	ND	ND	ND	ND
November-17	ND	ND	ND	ND	ND	ND	ND	ND	ND
May-18	ND	ND	ND	ND	ND	ND	ND	ND	ND
December-18	ND	ND	ND	ND	ND	ND	ND	ND	ND
May-19	ND	ND	ND	ND	ND	ND	ND	0.69 J1c	ND
November-19	ND	ND	ND	ND	ND	ND	ND	ND	ND
May-20	ND	ND	ND	ND	ND	ND	ND	ND	ND
December-20	ND	ND	ND	ND	ND	ND	ND	ND	ND
May-21	ND	ND	ND	ND	ND	ND	ND	ND	ND
October-21	ND	ND	ND	ND	ND	ND	ND	ND	ND
April-22	ND	ND	ND	ND	ND	ND	ND	ND	ND

**Parameter: Chrysene (ug/L)**

April-11	ND	ND	ND	ND	ND	ND	ND	ND	ND
August-11	ND	ND	NS	ND	ND	ND	ND	ND	ND
March-13	NS	NS	NS	NS	NS	NS	NS	NS	ND
October-13	NS	NS	ND	NS	NS	NS	NS	NS	ND
April-14	NS	NS	ND	NS	NS	NS	NS	NS	ND
December-14	NS	NS	ND	NS	NS	NS	NS	NS	NS
June-15	NS	ND	NS	NS	NS	NS	NS	NS	ND
December-15	NS	ND	NS	NS	NS	NS	NS	NS	ND

ND: Non-Detect      NS: Not Sampled

Note: Asterisk indicates well was replaced immediately prior to the May 2020 event. Results shown before this date are from the original well, while results shown after this date are for the replacement well.

Event Date	CP02- PZM026	CP05- PZM019	CP05- PZM028	CP08(R)- PZM034*	CP09- PZM047	CP12- PZM052	CP14- PZM062	CP15- PZM042	CP16- PZM035
May-16	NS	ND	NS	NS	NS	NS	NS	NS	ND
November-16	ND	ND	NS	ND	ND	ND	ND	ND	ND
May-17	ND	ND	ND	ND	ND	ND	ND	ND	ND
November-17	ND	ND	ND	ND	ND	ND	ND	ND	ND
May-18	ND	ND	ND	ND	ND	ND	ND	ND	ND
December-18	ND	ND	ND	ND	ND	ND	ND	ND	ND
May-19	ND	ND	ND	0.22 J1c	ND	ND	ND	ND	ND
November-19	ND	ND	ND	ND	ND	ND	ND	ND	ND
May-20	ND	ND	ND	ND	ND	ND	ND	ND	ND
December-20	ND	ND	ND	ND	ND	ND	ND	ND	ND
May-21	ND	ND	ND	ND	ND	ND	ND	ND	ND
October-21	ND	ND	ND	ND	ND	ND	ND	ND	ND
April-22	ND	ND	ND	ND	ND	ND	ND	ND	ND

**Parameter: Dibenz[a,h]anthracene (ug/L)**

April-11	ND	ND	ND	ND	ND	ND	ND	ND	ND
August-11	ND	ND	NS	ND	ND	ND	ND	ND	ND
March-13	NS	NS	NS	NS	NS	NS	NS	NS	ND
October-13	NS	NS	ND	NS	NS	NS	NS	NS	ND
April-14	NS	NS	ND	NS	NS	NS	NS	NS	ND
December-14	NS	NS	ND	NS	NS	NS	NS	NS	NS
June-15	NS	ND	NS	NS	NS	NS	NS	NS	ND
December-15	NS	ND	NS	NS	NS	NS	NS	NS	ND
May-16	NS	ND	NS	NS	NS	NS	NS	NS	ND
November-16	ND	ND	NS	ND	ND	ND	ND	ND	ND
May-17	ND	ND	ND	ND	ND	ND	ND	ND	ND
November-17	ND	ND	ND	ND	ND	ND	ND	ND	ND
May-18	ND	ND	ND	ND	ND	ND	ND	ND	ND
December-18	ND	ND	ND	ND	ND	ND	ND	ND	ND
May-19	ND	ND	ND	ND	ND	ND	ND	ND	ND
November-19	ND	ND	ND	ND	ND	ND	ND	ND	ND
May-20	ND	ND	ND	ND	ND	ND	ND	ND	ND
December-20	ND	ND	ND	ND	ND	ND	ND	ND	ND
May-21	ND	ND	ND	ND	ND	ND	ND	ND	ND
October-21	ND	ND	ND	ND	ND	ND	ND	ND	ND
April-22	ND	ND	ND	ND	ND	ND	ND	ND	ND

**Parameter: Dibenzofuran (ug/L)**

April-11	ND	ND	ND	ND	ND	ND	ND	ND	ND
August-11	ND	ND	NS	ND	ND	ND	ND	ND	ND
March-13	NS	NS	NS	NS	NS	NS	NS	NS	ND

ND: Non-Detect      NS: Not Sampled

Note: Asterisk indicates well was replaced immediately prior to the May 2020 event. Results shown before this date are from the original well, while results shown after this date are for the replacement well.

Event Date	CP02- PZM026	CP05- PZM019	CP05- PZM028	CP08(R)- PZM034*	CP09- PZM047	CP12- PZM052	CP14- PZM062	CP15- PZM042	CP16- PZM035
October-13	NS	NS	4.9	NS	NS	NS	NS	NS	1.4
April-14	NS	NS	ND	NS	NS	NS	NS	NS	2.6
December-14	NS	NS	ND	NS	NS	NS	NS	NS	NS
June-15	NS	1.4 1c	NS	NS	NS	NS	NS	NS	3 1c
December-15	NS	1.8 1c	NS	NS	NS	NS	NS	NS	2.6 1c
May-16	NS	1.2 1c	NS	NS	NS	NS	NS	NS	1.4 1c
November-16	ND	1.2	NS	ND	0.35 J	ND	ND	ND	0.82 J
May-17	ND	0.88 J1c	0.61 J1c	ND	ND	ND	ND	ND	0.85 J1c
November-17	ND	1.1 1c	0.55 J	ND	ND	ND	ND	ND	1.6 1c
May-18	ND	0.79 J1c	0.28 J1c	ND	ND	ND	ND	ND	0.56 J1c
December-18	ND	1.1 1c	0.73 J1c	ND	ND	ND	ND	ND	0.99 J1c
May-19	ND	1.1	0.46 J1c	ND	ND	ND	ND	ND	0.95 J
November-19	ND	0.91 J1c	0.71 J1c	ND	0.63 J	ND	ND	ND	0.61 J
May-20	ND	ND	1.1 1c	ND	ND	ND	ND	ND	1.4 1c
December-20	ND	1.1	0.69 J	ND	ND	ND	ND	ND	1.6 1c
May-21	ND	0.68 J1c	1 1c	1.2 1c	ND	ND	ND	ND	2 1c
October-21	ND	1.3 1c	1.1 J1c	ND	ND	ND	ND	ND	1.5 H21c
April-22	ND	1.1	1.2	ND	ND	ND	ND	ND	2 1c

**Parameter: Diethylphthalate (ug/L)**

April-11	ND	ND	ND	ND	ND	ND	ND	ND	ND
August-11	ND	ND	NS	ND	ND	ND	ND	ND	ND
March-13	NS	NS	NS	NS	NS	NS	NS	NS	ND
October-13	NS	NS	2.1	NS	NS	NS	NS	NS	ND
April-14	NS	NS	ND	NS	NS	NS	NS	NS	ND
December-14	NS	NS	ND	NS	NS	NS	NS	NS	NS
June-15	NS	ND	NS	NS	NS	NS	NS	NS	ND
December-15	NS	ND	NS	NS	NS	NS	NS	NS	ND
May-16	NS	ND	NS	NS	NS	NS	NS	NS	ND
November-16	ND	ND	NS	0.33 J	ND	ND	ND	0.36 J	ND
May-17	ND	ND	ND	ND	ND	ND	ND	ND	ND
November-17	ND	ND	ND	ND	ND	ND	ND	ND	ND
May-18	ND	ND	ND	ND	ND	ND	0.28 J	ND	ND
December-18	ND	ND	ND	ND	ND	ND	ND	ND	ND
May-19	ND	ND	ND	ND	ND	ND	ND	ND	ND
November-19	ND	ND	ND	ND	ND	ND	ND	ND	ND
May-20	ND	ND	ND	ND	ND	ND	ND	ND	ND
December-20	ND	ND	ND	ND	ND	ND	ND	ND	ND
May-21	ND	ND	ND	ND	ND	ND	ND	ND	ND
October-21	ND	ND	ND	ND	ND	ND	ND	ND	ND
April-22	ND	ND	ND	ND	ND	ND	ND	ND	ND

ND: Non-Detect      NS: Not Sampled

Note: Asterisk indicates well was replaced immediately prior to the May 2020 event. Results shown before this date are from the original well, while results shown after this date are for the replacement well.

Event Date	CP02- PZM026	CP05- PZM019	CP05- PZM028	CP08(R)- PZM034*	CP09- PZM047	CP12- PZM052	CP14- PZM062	CP15- PZM042	CP16- PZM035
------------	-----------------	-----------------	-----------------	---------------------	-----------------	-----------------	-----------------	-----------------	-----------------

**Parameter: Dimethylphthalate (ug/L)**

April-11	ND	ND	ND	ND	ND	ND	ND	ND	ND
August-11	ND	ND	NS	ND	ND	ND	ND	ND	ND
March-13	NS	NS	NS	NS	NS	NS	NS	NS	ND
October-13	NS	NS	ND	NS	NS	NS	NS	NS	ND
April-14	NS	NS	ND	NS	NS	NS	NS	NS	ND
December-14	NS	NS	ND	NS	NS	NS	NS	NS	NS
June-15	NS	ND	NS	NS	NS	NS	NS	NS	ND
December-15	NS	ND	NS	NS	NS	NS	NS	NS	ND
May-16	NS	ND	NS	NS	NS	NS	NS	NS	ND
November-16	ND	ND	NS	ND	ND	ND	ND	<b>2</b>	ND
May-17	ND	ND	ND	ND	ND	ND	ND	ND	ND
November-17	ND	ND	ND	ND	ND	ND	ND	ND	ND
May-18	ND	ND	ND	ND	ND	ND	ND	ND	ND
December-18	ND	ND	ND	ND	ND	ND	ND	<b>1.9 1c</b>	ND
May-19	ND	ND	ND	ND	ND	ND	ND	<b>1.2 1c</b>	ND
November-19	ND	ND	ND	ND	ND	ND	ND	ND	ND
May-20	ND	ND	ND	ND	ND	ND	ND	ND	ND
December-20	ND	ND	ND	ND	ND	ND	ND	ND	ND
May-21	ND	ND	ND	ND	ND	ND	ND	ND	ND
October-21	ND	ND	ND	ND	ND	ND	ND	ND	ND
April-22	ND	ND	ND	ND	ND	ND	ND	ND	ND

**Parameter: Di-n-butylphthalate (ug/L)**

April-11	ND	ND	ND	ND	ND	ND	ND	ND	ND
August-11	ND	ND	NS	ND	ND	ND	ND	ND	ND
March-13	NS	NS	NS	NS	NS	NS	NS	NS	ND
October-13	NS	NS	ND	NS	NS	NS	NS	NS	ND
April-14	NS	NS	ND	NS	NS	NS	NS	NS	ND
December-14	NS	NS	ND	NS	NS	NS	NS	NS	NS
June-15	NS	ND	NS	NS	NS	NS	NS	NS	ND
December-15	NS	ND	NS	NS	NS	NS	NS	NS	ND
May-16	NS	ND	NS	NS	NS	NS	NS	NS	ND
November-16	ND	ND	NS	ND	ND	ND	ND	ND	ND
May-17	ND	ND	ND	<b>0.1 J1c</b>	ND	<b>0.11 J1c</b>	ND	<b>0.16 J1c</b>	ND
November-17	ND	ND	ND	ND	ND	ND	ND	ND	ND
May-18	ND	ND	ND	ND	ND	ND	ND	ND	ND
December-18	ND	ND	ND	ND	ND	ND	ND	ND	ND
May-19	ND	ND	ND	ND	ND	ND	ND	ND	ND
November-19	ND	ND	ND	ND	ND	ND	ND	ND	ND

ND: Non-Detect      NS: Not Sampled

Note: Asterisk indicates well was replaced immediately prior to the May 2020 event. Results shown before this date are from the original well, while results shown after this date are for the replacement well.

Event Date	CP02- PZM026	CP05- PZM019	CP05- PZM028	CP08(R)- PZM034*	CP09- PZM047	CP12- PZM052	CP14- PZM062	CP15- PZM042	CP16- PZM035
May-20	0.88 J1c	1.1 B1c	0.66 J1c	0.72 J	0.53 J1c	0.88 JB1c	0.33 JB1c	0.53 J1c	0.71 J1c
December-20	ND	ND	ND	ND	ND	ND	ND	ND	ND
May-21	ND	ND	ND	ND	ND	ND	ND	ND	ND
October-21	ND	ND	ND	ND	ND	ND	ND	ND	ND
April-22	ND	ND	ND	ND	ND	ND	ND	ND	ND

**Parameter: Di-n-octylphthalate (ug/L)**

April-11	ND	ND	ND	ND	ND	ND	ND	ND	ND
August-11	ND	ND	NS	ND	ND	ND	ND	ND	ND
March-13	NS	NS	NS	NS	NS	NS	NS	NS	ND
October-13	NS	NS	ND	NS	NS	NS	NS	NS	ND
April-14	NS	NS	ND	NS	NS	NS	NS	NS	ND
December-14	NS	NS	ND	NS	NS	NS	NS	NS	NS
June-15	NS	ND	NS	NS	NS	NS	NS	NS	ND
December-15	NS	ND	NS	NS	NS	NS	NS	NS	ND
May-16	NS	ND	NS	NS	NS	NS	NS	NS	ND
November-16	ND	ND	NS	ND	0.29 JIS	ND	ND	0.45 JIS	ND
May-17	0.77 JB1c	0.63 JB1c	ND	0.69 JB1c	0.64 JB1c	0.7 JB1c	0.64 JB1c	0.7 JB1c	0.68 JB1c
November-17	ND	ND	ND	ND	ND	ND	ND	ND	ND
May-18	ND	ND	ND	ND	ND	ND	ND	ND	ND
December-18	ND	ND	ND	ND	ND	ND	ND	ND	ND
May-19	ND	ND	ND	ND	ND	ND	ND	ND	ND
November-19	ND	ND	ND	ND	ND	ND	ND	ND	ND
May-20	ND	ND	ND	ND	ND	ND	ND	ND	ND
December-20	ND	ND	ND	ND	ND	ND	ND	ND	ND
May-21	ND	ND	ND	ND	ND	ND	ND	ND	ND
October-21	ND	ND	ND	ND	ND	ND	ND	ND	ND
April-22	ND	ND	ND	ND	ND	ND	ND	ND	ND

**Parameter: Fluoranthene (ug/L)**

April-11	ND	ND	ND	ND	ND	ND	ND	ND	ND
August-11	ND	ND	NS	ND	ND	ND	ND	ND	ND
March-13	NS	NS	NS	NS	NS	NS	NS	NS	ND
October-13	NS	NS	1.6	NS	NS	NS	NS	NS	1.7
April-14	NS	NS	ND	NS	NS	NS	NS	NS	3
December-14	NS	NS	ND	NS	NS	NS	NS	NS	NS
June-15	NS	ND	NS	NS	NS	NS	NS	NS	3.4 1c
December-15	NS	0.39 J1c	NS	NS	NS	NS	NS	NS	2.7 1c
May-16	NS	0.29 J1c	NS	NS	NS	NS	NS	NS	1.7 1c
November-16	3.1	0.3 J	NS	ND	1.5	ND	ND	0.38 J	1
May-17	0.58 J1c	0.22 J1c	0.35 J1c	ND	1.1 1c	0.14 J1c	ND	ND	0.82 J1c

ND: Non-Detect      NS: Not Sampled

Note: Asterisk indicates well was replaced immediately prior to the May 2020 event. Results shown before this date are from the original well, while results shown after this date are for the replacement well.

Event Date	CP02- PZM026	CP05- PZM019	CP05- PZM028	CP08(R)- PZM034*	CP09- PZM047	CP12- PZM052	CP14- PZM062	CP15- PZM042	CP16- PZM035
November-17	1.2 1c	0.17 J1c	0.53 J	ND	0.29 J	0.15 J1c	ND	ND	1.4 1c
May-18	1.7 1c	ND	0.49 J1c	ND	ND	ND	ND	0.091 J1S1c	0.67 J1c
December-18	2.3 1c	0.31 J1c	0.57 J1c	ND	1.1 1c	ND	ND	0.62 J1c	0.92 J1c
May-19	ND	ND	0.38 J1c	0.43 J1c	1.2	ND	ND	0.26 J1c	1.2
November-19	2.5 1c	ND	0.56 IS1c	ND	2.5 ISML	ND	ND	ND	0.56 JM6R1
May-20	ND	0.25 J1c	1.2 1c	ND	0.34 J1c	ND	ND	0.23 J1c	2.1 1c
December-20	2.1 1c	ND	ND	ND	0.79 J1c	ND	ND	0.85 J	1.6 1c
May-21	2.4 1c	ND	ND	ND	1.5 1c	ND	ND	ND	2 1c
October-21	1.9 H21c	ND	ND	ND	ND	ND	ND	0.82 J1c	1.5 H21c
April-22	2.7 1c	ND	ND	ND	1.4 1c	ND	ND	ND	2.2 1c

<b>Parameter:</b>	<b>Fluorene (ug/L)</b>								
April-11	ND	ND	ND	ND	3.5 J	ND	ND	ND	ND
August-11	ND	ND	NS	ND	ND	ND	ND	ND	ND
March-13	NS	NS	NS	NS	NS	NS	NS	NS	1.5
October-13	NS	NS	6.6	NS	NS	NS	NS	NS	2
April-14	NS	NS	ND	NS	NS	NS	NS	NS	4
December-14	NS	NS	1.2	NS	NS	NS	NS	NS	NS
June-15	NS	1.9 1c	NS	NS	NS	NS	NS	NS	4.8 1c
December-15	NS	2.7 1c	NS	NS	NS	NS	NS	NS	4 1c
May-16	NS	1.7 1c	NS	NS	NS	NS	NS	NS	2.4 1c
November-16	ND	1.6	NS	ND	1.1	ND	ND	ND	1.3
May-17	ND	1.4 L21c	0.83 JL21c	ND	0.81 JL21c	ND	ND	ND	1.5 1c
November-17	ND	1.6 1c	0.93 J	ND	ND	ND	ND	ND	2.5 1c
May-18	ND	1 1c	0.45 J1c	ND	ND	ND	ND	ND	0.93 J1c
December-18	ND	1.4 1c	0.93 J1c	ND	ND	ND	ND	ND	1.6 1c
May-19	ND	1.5	0.57 J1c	ND	0.71 J	ND	ND	ND	1.6
November-19	ND	1.4 IS1c	1 IS1c	ND	2 R1ML	ND	ND	ND	0.9 J
May-20	ND	0.51 J1c	1.7 1c	ND	ND	ND	ND	ND	2.2 1c
December-20	ND	1.5	0.9 J	ND	ND	ND	ND	ND	2.3 1c
May-21	ND	0.88 J1c	1.5 1c	5.7 1c	1.2 1c	ND	ND	ND	3.2 1c
October-21	ND	1.8 1c	1.5 1c	ND	ND	ND	ND	ND	2.4 H21c
April-22	ND	1.7	1.7	ND	0.69 J1c	ND	ND	ND	3.3 1c

<b>Parameter:</b>	<b>Hexachloro-1,3-butadiene (ug/L)</b>								
April-11	ND	ND	ND	ND	ND	ND	ND	ND	ND
August-11	ND	ND	NS	ND	ND	ND	ND	ND	ND
March-13	NS	NS	NS	NS	NS	NS	NS	NS	ND
October-13	NS	NS	ND	NS	NS	NS	NS	NS	ND
April-14	NS	NS	ND	NS	NS	NS	NS	NS	ND
December-14	NS	NS	ND	NS	NS	NS	NS	NS	NS

ND: Non-Detect      NS: Not Sampled

Note: Asterisk indicates well was replaced immediately prior to the May 2020 event. Results shown before this date are from the original well, while results shown after this date are for the replacement well.



Event Date	CP02- PZM026	CP05- PZM019	CP05- PZM028	CP08(R)- PZM034*	CP09- PZM047	CP12- PZM052	CP14- PZM062	CP15- PZM042	CP16- PZM035
June-15	NS	ND	NS	NS	NS	NS	NS	NS	ND
December-15	NS	ND	NS	NS	NS	NS	NS	NS	ND
May-16	NS	ND	NS	NS	NS	NS	NS	NS	ND
November-16	ND	ND	NS	ND	ND	ND	ND	ND	ND
May-17	ND	ND	ND	ND	ND	ND	ND	ND	ND
November-17	ND	ND	ND	ND	ND	ND	ND	ND	ND
May-18	ND	ND	ND	ND	ND	ND	ND	ND	ND
December-18	ND	ND	ND	ND	ND	ND	ND	ND	ND
May-19	ND	ND	ND	ND	ND	ND	ND	ND	ND
November-19	ND	ND	ND	ND	ND	ND	ND	ND	ND
May-20	ND	ND	ND	ND	ND	ND	ND	ND	ND
December-20	ND	ND	ND	ND	ND	ND	ND	ND	ND
May-21	ND	ND	ND	ND	ND	ND	ND	ND	ND
October-21	ND	ND	ND	ND	ND	ND	ND	ND	ND
April-22	ND	ND	ND	ND	ND	ND	ND	ND	ND

**Parameter: Hexachlorobenzene (ug/L)**

April-11	ND	ND	ND	ND	ND	ND	ND	ND	ND
August-11	ND	ND	NS	ND	ND	ND	ND	ND	ND
March-13	NS	NS	NS	NS	NS	NS	NS	NS	ND
October-13	NS	NS	ND	NS	NS	NS	NS	NS	ND
April-14	NS	NS	ND	NS	NS	NS	NS	NS	ND
December-14	NS	NS	ND	NS	NS	NS	NS	NS	NS
June-15	NS	ND	NS	NS	NS	NS	NS	NS	ND
December-15	NS	ND	NS	NS	NS	NS	NS	NS	ND
May-16	NS	ND	NS	NS	NS	NS	NS	NS	ND
November-16	ND	ND	NS	ND	ND	ND	ND	ND	ND
May-17	ND	ND	ND	ND	ND	ND	ND	ND	ND
November-17	ND	ND	ND	ND	ND	ND	ND	ND	ND
May-18	ND	ND	ND	ND	ND	ND	ND	ND	ND
December-18	ND	ND	ND	ND	ND	ND	ND	ND	ND
May-19	ND	ND	ND	ND	ND	ND	ND	ND	ND
November-19	ND	ND	ND	ND	ND	ND	ND	ND	ND
May-20	ND	ND	ND	ND	ND	ND	ND	ND	ND
December-20	ND	ND	ND	ND	ND	ND	ND	ND	ND
May-21	ND	ND	ND	ND	ND	ND	ND	ND	ND
October-21	ND	ND	ND	ND	ND	ND	ND	ND	ND
April-22	ND	ND	ND	ND	ND	ND	ND	ND	ND

**Parameter: Hexachlorocyclopentadiene (ug/L)**

April-11	ND	ND	ND	ND	ND	ND	ND	ND	ND
----------	----	----	----	----	----	----	----	----	----

ND: Non-Detect      NS: Not Sampled

Note: Asterisk indicates well was replaced immediately prior to the May 2020 event. Results shown before this date are from the original well, while results shown after this date are for the replacement well.

Event Date	CP02- PZM026	CP05- PZM019	CP05- PZM028	CP08(R)- PZM034*	CP09- PZM047	CP12- PZM052	CP14- PZM062	CP15- PZM042	CP16- PZM035
August-11	ND	ND	NS	ND	ND	ND	ND	ND	ND
March-13	NS	NS	NS	NS	NS	NS	NS	NS	ND
October-13	NS	NS	ND	NS	NS	NS	NS	NS	ND
April-14	NS	NS	ND	NS	NS	NS	NS	NS	ND
December-14	NS	NS	ND	NS	NS	NS	NS	NS	NS
June-15	NS	ND	NS	NS	NS	NS	NS	NS	ND
December-15	NS	ND	NS	NS	NS	NS	NS	NS	ND
May-16	NS	ND	NS	NS	NS	NS	NS	NS	ND
November-16	ND	ND	NS	ND	ND	ND	ND	ND	ND
May-17	ND	ND	ND	ND	ND	ND	ND	ND	ND
November-17	ND	ND	ND	ND	ND	ND	ND	ND	ND
May-18	ND	ND	ND	ND	ND	ND	ND	ND	ND
December-18	ND	ND	ND	ND	ND	ND	ND	ND	ND
May-19	ND	ND	ND	ND	ND	ND	ND	ND	ND
November-19	ND	ND	ND	ND	ND	ND	ND	ND	ND
May-20	ND	ND	ND	ND	ND	ND	ND	ND	ND
December-20	ND	ND	ND	ND	ND	ND	ND	ND	ND
May-21	ND	ND	ND	ND	ND	ND	ND	ND	ND
October-21	ND	ND	ND	ND	ND	ND	ND	ND	ND
April-22	ND	ND	ND	ND	ND	ND	ND	ND	ND

**Parameter: Hexachloroethane (ug/L)**

April-11	ND	ND	ND	ND	ND	ND	ND	ND	ND
August-11	ND	ND	NS	ND	ND	ND	ND	ND	ND
March-13	NS	NS	NS	NS	NS	NS	NS	NS	ND
October-13	NS	NS	ND	NS	NS	NS	NS	NS	ND
April-14	NS	NS	ND	NS	NS	NS	NS	NS	ND
December-14	NS	NS	ND	NS	NS	NS	NS	NS	NS
June-15	NS	ND	NS	NS	NS	NS	NS	NS	ND
December-15	NS	ND	NS	NS	NS	NS	NS	NS	ND
May-16	NS	ND	NS	NS	NS	NS	NS	NS	ND
November-16	ND	ND	NS	ND	ND	ND	ND	ND	ND
May-17	ND	ND	ND	ND	ND	ND	ND	ND	ND
November-17	ND	ND	ND	ND	ND	ND	ND	ND	ND
May-18	ND	ND	ND	ND	ND	ND	ND	ND	ND
December-18	ND	ND	ND	ND	ND	ND	ND	ND	ND
May-19	ND	ND	ND	ND	ND	ND	ND	ND	ND
November-19	ND	ND	ND	ND	ND	ND	ND	ND	ND
May-20	ND	ND	ND	ND	ND	ND	ND	ND	ND
December-20	ND	ND	ND	ND	ND	ND	ND	ND	ND
May-21	ND	ND	ND	ND	ND	ND	ND	ND	ND

ND: Non-Detect      NS: Not Sampled

Note: Asterisk indicates well was replaced immediately prior to the May 2020 event. Results shown before this date are from the original well, while results shown after this date are for the replacement well.

Event Date	CP02- PZM026	CP05- PZM019	CP05- PZM028	CP08(R)- PZM034*	CP09- PZM047	CP12- PZM052	CP14- PZM062	CP15- PZM042	CP16- PZM035
------------	-----------------	-----------------	-----------------	---------------------	-----------------	-----------------	-----------------	-----------------	-----------------

October-21	ND	ND	ND	ND	ND	ND	ND	ND	ND
April-22	ND	ND	ND	ND	ND	ND	ND	ND	ND

**Parameter: Indeno[1,2,3-cd]pyrene (ug/L)**

April-11	ND	ND	ND	ND	ND	ND	ND	ND	ND
August-11	ND	ND	NS	ND	ND	ND	ND	ND	ND
March-13	NS	NS	NS	NS	NS	NS	NS	NS	ND
October-13	NS	NS	ND	NS	NS	NS	NS	NS	ND
April-14	NS	NS	ND	NS	NS	NS	NS	NS	ND
December-14	NS	NS	ND	NS	NS	NS	NS	NS	NS
June-15	NS	ND	NS	NS	NS	NS	NS	NS	ND
December-15	NS	ND	NS	NS	NS	NS	NS	NS	ND
May-16	NS	ND	NS	NS	NS	NS	NS	NS	ND
November-16	ND	ND	NS	ND	ND	ND	ND	ND	ND
May-17	ND	ND	ND	ND	ND	ND	ND	ND	ND
November-17	ND	ND	ND	ND	ND	ND	ND	ND	ND
May-18	ND	ND	ND	ND	ND	ND	ND	ND	ND
December-18	ND	ND	ND	ND	ND	ND	ND	ND	ND
May-19	ND	ND	ND	ND	ND	ND	ND	ND	ND
November-19	ND	ND	ND	ND	ND	ND	ND	ND	ND
May-20	ND	ND	ND	ND	ND	ND	ND	ND	ND
December-20	ND	ND	ND	ND	ND	ND	ND	ND	ND
May-21	ND	ND	ND	ND	ND	ND	ND	ND	ND
October-21	ND	ND	ND	ND	ND	ND	ND	ND	ND
April-22	ND	ND	ND	ND	ND	ND	ND	ND	ND

**Parameter: Isophorone (ug/L)**

April-11	ND	ND	ND	ND	ND	ND	ND	ND	ND
August-11	ND	ND	NS	ND	ND	ND	ND	ND	ND
March-13	NS	NS	NS	NS	NS	NS	NS	NS	ND
October-13	NS	NS	ND	NS	NS	NS	NS	NS	ND
April-14	NS	NS	ND	NS	NS	NS	NS	NS	ND
December-14	NS	NS	ND	NS	NS	NS	NS	NS	NS
June-15	NS	ND	NS	NS	NS	NS	NS	NS	ND
December-15	NS	ND	NS	NS	NS	NS	NS	NS	0.34 J1c
May-16	NS	ND	NS	NS	NS	NS	NS	NS	0.27 J1c
November-16	ND	ND	NS	ND	ND	ND	ND	ND	ND
May-17	ND	ND	ND	ND	ND	ND	ND	ND	ND
November-17	ND	ND	ND	ND	ND	ND	ND	ND	ND
May-18	ND	ND	ND	ND	ND	ND	ND	ND	ND
December-18	ND	ND	ND	ND	ND	ND	ND	ND	ND

ND: Non-Detect      NS: Not Sampled

Note: Asterisk indicates well was replaced immediately prior to the May 2020 event. Results shown before this date are from the original well, while results shown after this date are for the replacement well.

Event Date	CP02- PZM026	CP05- PZM019	CP05- PZM028	CP08(R)- PZM034*	CP09- PZM047	CP12- PZM052	CP14- PZM062	CP15- PZM042	CP16- PZM035
May-19	ND	ND	ND	ND	ND	ND	ND	ND	ND
November-19	ND	ND	ND	ND	ND	ND	ND	ND	ND
May-20	ND	ND	ND	ND	ND	ND	ND	ND	ND
December-20	ND	ND	ND	ND	ND	ND	ND	ND	ND
May-21	ND	ND	ND	ND	ND	ND	ND	ND	ND
October-21	ND	ND	ND	ND	ND	ND	ND	ND	ND
April-22	ND	ND	ND	ND	ND	ND	ND	ND	ND

---

**Parameter: Naphthalene (ug/L)**

---

April-11	ND	81	360	ND	ND	ND	ND	ND	71
August-11	ND	12	NS	ND	ND	ND	ND	ND	78
March-13	NS	NS	NS	NS	NS	NS	NS	NS	49.7
October-13	NS	NS	239	NS	NS	NS	NS	NS	56.9
April-14	ND	161	99.1	3.5	ND	3.7	ND	5.3	94.4
December-14	ND	216	59.9	ND	ND	ND	ND	3.4	189
June-15	ND	68.6 1c	NS	ND	ND	3.3	ND	3.8	183
December-15	ND	191	NS	0.97 J	0.91 J	ND	ND	7.1	97 1c
May-16	ND	61.2 1c	NS	2.1	0.54 J	4.4	ND	ND	90.2
November-16	ND	60.2	NS	ND	ND	ND	ND	2.4	27.8
May-17	ND	35	92.2	ND	ND	ND	ND	ND	90.2
November-17	ND	53.4 1c	87.5	ND	ND	ND	1.1 J	ND	45.8 1c
May-18	ND	44.2 1c	8.1 1c	6.3	ND	ND	ND	3.6	51.5
December-18	ND	51.2 1c	64.7	ND	ND	ND	1.1 J	5.6	75.8
May-19	ND	64.7	34.8	ND	ND	ND	ND	4.6	32.3
November-19	ND	56.4 1c	94.1	2	ND	ND	ND	ND	33.4 M6R1
May-20	ND	8.7	82	ND	ND	ND	ND	6.5	86.1
December-20	ND	90.6	57.3	ND	ND	ND	ND	6.6	97.5
May-21	ND	69.9 M5	71.9 1c	141	ND	ND	ND	1.6 JM5	136 M5
October-21	ND	95.4 H21c	77.7 1c	ND	ND	ND	ND	9.1 1c	83.6 H21c
April-22	ND	74.2	144	ND	ND	ND	ND	9.4	171

---

**Parameter: Nitrobenzene (ug/L)**

---

April-11	ND	ND	ND	ND	ND	ND	ND	ND	ND
August-11	ND	ND	NS	ND	ND	ND	ND	ND	ND
March-13	NS	NS	NS	NS	NS	NS	NS	NS	ND
October-13	NS	NS	ND	NS	NS	NS	NS	NS	ND
April-14	NS	NS	ND	NS	NS	NS	NS	NS	ND
December-14	NS	NS	ND	NS	NS	NS	NS	NS	NS
June-15	NS	ND	NS	NS	NS	NS	NS	NS	ND
December-15	NS	ND	NS	NS	NS	NS	NS	NS	ND
May-16	NS	ND	NS	NS	NS	NS	NS	NS	ND

ND: Non-Detect      NS: Not Sampled

Note: Asterisk indicates well was replaced immediately prior to the May 2020 event. Results shown before this date are from the original well, while results shown after this date are for the replacement well.

Event Date	CP02- PZM026	CP05- PZM019	CP05- PZM028	CP08(R)- PZM034*	CP09- PZM047	CP12- PZM052	CP14- PZM062	CP15- PZM042	CP16- PZM035
November-16	ND	ND	NS	ND	ND	ND	ND	ND	ND
May-17	ND	ND	ND	ND	ND	ND	ND	ND	ND
November-17	ND	ND	ND	ND	ND	ND	ND	ND	ND
May-18	ND	ND	ND	ND	ND	ND	ND	ND	ND
December-18	ND	ND	ND	ND	ND	ND	ND	ND	ND
May-19	ND	ND	ND	ND	ND	ND	ND	ND	ND
November-19	ND	ND	ND	ND	ND	ND	ND	ND	ND
May-20	ND	ND	ND	ND	ND	ND	ND	ND	ND
December-20	ND	ND	ND	ND	ND	ND	ND	ND	ND
May-21	ND	ND	ND	ND	ND	ND	ND	ND	ND
October-21	ND	ND	ND	ND	ND	ND	ND	ND	ND
April-22	ND	ND	ND	ND	ND	ND	ND	ND	ND

---

**Parameter: N-Nitrosodimethylamine (ug/L)**

---

April-11	ND	ND	ND	ND	ND	ND	ND	ND	ND
August-11	ND	ND	NS	ND	ND	ND	ND	ND	ND
March-13	NS	NS	NS	NS	NS	NS	NS	NS	ND
October-13	NS	NS	ND	NS	NS	NS	NS	NS	ND
April-14	NS	NS	ND	NS	NS	NS	NS	NS	ND
December-14	NS	NS	ND	NS	NS	NS	NS	NS	NS
June-15	NS	ND	NS	NS	NS	NS	NS	NS	ND
December-15	NS	ND	NS	NS	NS	NS	NS	NS	ND
May-16	NS	ND	NS	NS	NS	NS	NS	NS	ND
November-16	ND	ND	NS	ND	ND	ND	ND	ND	ND
May-17	ND	ND	ND	ND	ND	ND	ND	ND	ND
November-17	ND	ND	ND	ND	ND	ND	ND	ND	ND
May-18	ND	ND	ND	ND	ND	ND	ND	ND	ND
December-18	ND	ND	ND	ND	ND	ND	ND	ND	ND
May-19	ND	ND	ND	ND	ND	ND	ND	ND	ND
May-20	ND	ND	ND	ND	ND	ND	ND	ND	ND
December-20	ND	ND	ND	ND	ND	ND	ND	ND	ND
May-21	ND	ND	ND	ND	ND	ND	ND	ND	ND
October-21	ND	ND	ND	ND	ND	ND	ND	ND	ND
April-22	ND	ND	ND	ND	ND	ND	ND	ND	ND

---

**Parameter: Pentachlorophenol (ug/L)**

---

April-11	ND	ND	ND	ND	ND	ND	ND	ND	ND
August-11	ND	ND	NS	ND	ND	ND	ND	ND	ND
March-13	NS	NS	NS	NS	NS	NS	NS	NS	ND
October-13	NS	NS	ND	NS	NS	NS	NS	NS	ND
April-14	NS	NS	ND	NS	NS	NS	NS	NS	ND

ND: Non-Detect      NS: Not Sampled

Note: Asterisk indicates well was replaced immediately prior to the May 2020 event. Results shown before this date are from the original well, while results shown after this date are for the replacement well.

Event Date	CP02- PZM026	CP05- PZM019	CP05- PZM028	CP08(R)- PZM034*	CP09- PZM047	CP12- PZM052	CP14- PZM062	CP15- PZM042	CP16- PZM035
December-14	NS	NS	ND	NS	NS	NS	NS	NS	NS
June-15	NS	ND	NS	NS	NS	NS	NS	NS	ND
December-15	NS	ND	NS	NS	NS	NS	NS	NS	ND
May-16	NS	1.3 J1c	NS	NS	NS	NS	NS	NS	1.4 J1c
November-16	ND	ND	NS	ND	ND	ND	ND	ND	ND
May-17	ND	ND	ND	ND	ND	ND	ND	ND	ND
November-17	ND	ND	ND	ND	ND	ND	ND	ND	ND
May-18	ND	ND	ND	ND	ND	ND	ND	ND	ND
December-18	ND	ND	ND	ND	ND	ND	ND	ND	ND
May-19	ND	ND	ND	ND	ND	ND	ND	ND	ND
November-19	ND	ND	ND	ND	ND	ND	ND	ND	ND
May-20	ND	ND	ND	ND	ND	ND	ND	ND	ND
December-20	ND	ND	ND	ND	ND	ND	ND	ND	ND
May-21	ND	ND	ND	ND	ND	ND	ND	ND	ND
October-21	ND	ND	ND	ND	ND	ND	ND	ND	ND
April-22	ND	ND	ND	ND	ND	ND	ND	ND	ND

---

**Parameter: Phenanthrene (ug/L)**

---

April-11	ND	3.4 J	ND	ND	12	ND	ND	ND	6.7
August-11	ND	ND	NS	ND	5.5	ND	ND	ND	5.8
March-13	NS	NS	NS	NS	NS	NS	NS	NS	4
October-13	NS	NS	8.5	NS	NS	NS	NS	NS	7.2
April-14	NS	NS	ND	NS	NS	NS	NS	NS	10.9
December-14	NS	NS	ND	NS	NS	NS	NS	NS	NS
June-15	NS	1.8 1c	NS	NS	NS	NS	NS	NS	12.4 1c
December-15	NS	2.6 1c	NS	NS	NS	NS	NS	NS	10.9 1c
May-16	NS	1.7 1c	NS	NS	NS	NS	NS	NS	7.6 1c
November-16	ND	1.9	NS	ND	3.2	ND	ND	1.2	4.8
May-17	ND	1.4 1c	1.5 1c	ND	2.4 1c	ND	ND	ND	3.8 1c
November-17	ND	1.1 1c	1.9	ND	0.24 J	ND	ND	ND	6.3 1c
May-18	ND	0.77 J1c	1.2 1c	ND	ND	ND	ND	0.45 JIS1c	2.9 1c
December-18	ND	1.4 1c	1.8 1c	ND	0.35 J1c	ND	ND	1.5 1c	4 1c
May-19	ND	1.2	1.1 1c	ND	2.2	ND	ND	0.67 J1c	4.6
November-19	ND	1.4 IS1c	1.9 IS1c	ND	7.2 ISR1ML	ND	ND	ND	2.5 MH
May-20	ND	0.68 J1c	4.5 1c	ND	0.51 J1c	ND	ND	0.78 J1c	9 1c
December-20	ND	1.4	1.6	ND	ND	ND	ND	1.8	6.6 1c
May-21	ND	1.3 1c	1.4 1c	2.3 1c	3.4 1c	ND	ND	0.9 J1c	7.9 1c
October-21	ND	1.6 1c	2.4 1c	ND	ND	ND	ND	2.2 1c	6.1 H21c
April-22	ND	1.4	2.5	ND	2.1 1c	ND	ND	1.3 1c	8.3 1c

---

**Parameter: Phenol (ug/L)**

---

ND: Non-Detect      NS: Not Sampled

Note: Asterisk indicates well was replaced immediately prior to the May 2020 event. Results shown before this date are from the original well, while results shown after this date are for the replacement well.

Event Date	CP02- PZM026	CP05- PZM019	CP05- PZM028	CP08(R)- PZM034*	CP09- PZM047	CP12- PZM052	CP14- PZM062	CP15- PZM042	CP16- PZM035
April-11	ND	30	61	ND	ND	ND	ND	ND	85
August-11	ND	3.3 J	NS	ND	ND	ND	ND	ND	57
March-13	NS	NS	NS	NS	NS	NS	NS	NS	40.6
October-13	NS	NS	20.2	NS	NS	NS	NS	NS	46
April-14	NS	NS	23.3	NS	NS	NS	NS	NS	70.2
December-14	NS	NS	18.4	NS	NS	NS	NS	NS	NS
June-15	NS	14.2 1c	NS	NS	NS	NS	NS	NS	58.4 1c
December-15	NS	18.4 1c	NS	NS	NS	NS	NS	NS	73.5 1c
May-16	NS	15.1 1c	NS	NS	NS	NS	NS	NS	30.5 1c
November-16	ND	14.8	NS	ND	ND	ND	ND	7.9	22.6
May-17	ND	7.9 1c	7.1 1c	0.36 JB1c	ND	ND	0.23 JB1c	0.25 JB1c	32.2 1c
November-17	ND	11.8 1c	9.5	0.2 J1c	ND	ND	ND	ND	31.4 1c
May-18	0.11 J1c	6.7 1c	2.5 1c	ND	ND	ND	ND	0.57 J1c	18.8 1c
December-18	ND	6.6 1c	5.7 1c	ND	ND	ND	ND	2.3 1c	40.5 1c
May-19	ND	10.4	3.4 1c	ND	ND	ND	ND	1.4 1c	25.2
November-19	ND	7.1 1c	6.3 1c	ND	ND	ND	ND	ND	23.5 MH
May-20	ND	6.2 1c	8.1 1c	0.24 J	ND	ND	ND	1.2 1c	34.2 1c
December-20	ND	13.5	9.8	3.3 1c	ND	ND	ND	4	72.9 1c
May-21	ND	5.3 1c	12 1c	1.1 1c	ND	ND	ND	0.83 J1c	68.2 1c
October-21	ND	15.4 1c	16.6 1c	ND	ND	ND	ND	13.7 1c	72.1 H21c
April-22	ND	10.9	17.9	0.43 J1c	ND	ND	ND	4.3 1c	80 1c

**Parameter: Pyrene (ug/L)**

April-11	ND	ND	ND	ND	ND	ND	ND	ND	ND
August-11	ND	ND	NS	ND	ND	ND	ND	ND	ND
March-13	NS	NS	NS	NS	NS	NS	NS	NS	ND
October-13	NS	NS	ND	NS	NS	NS	NS	NS	ND
April-14	NS	NS	ND	NS	NS	NS	NS	NS	2
December-14	NS	NS	ND	NS	NS	NS	NS	NS	NS
June-15	NS	ND	NS	NS	NS	NS	NS	NS	1.6 1c
December-15	NS	0.31 J1c	NS	NS	NS	NS	NS	NS	1.3 1c
May-16	NS	ND	NS	NS	NS	NS	NS	NS	0.87 J1c
November-16	1.7	ND	NS	ND	1.6 IS	ND	ND	0.38 JIS	0.77 J
May-17	0.59 J1c	ND	0.26 J1c	ND	0.85 J1c	ND	ND	ND	0.39 J1c
November-17	0.67 J1c	ND	0.32 J	ND	0.18 J	ND	ND	ND	0.64 J1c
May-18	1 1c	ND	0.29 J1c	ND	0.15 JIS1c	ND	ND	0.3 JIS1c	0.35 J1c
December-18	1.5 1c	ND	0.31 J1c	ND	0.64 J1c	ND	ND	0.34 J1c	0.37 J1c
May-19	ND	ND	ND	0.38 J1c	0.75 J	ND	ND	ND	0.56 J
November-19	2 1c	ND	0.33 J1c	ND	1.6 ISR1ML	ND	ND	ND	ND
May-20	ND	ND	0.78 J1c	ND	0.32 J1c	ND	ND	ND	1.1 1c
December-20	1.6 1c	ND	ND	ND	ND	ND	ND	0.74 J	0.96 J1c

ND: Non-Detect      NS: Not Sampled

Note: Asterisk indicates well was replaced immediately prior to the May 2020 event. Results shown before this date are from the original well, while results shown after this date are for the replacement well.

Event Date	CP02- PZM026	CP05- PZM019	CP05- PZM028	CP08(R)- PZM034*	CP09- PZM047	CP12- PZM052	CP14- PZM062	CP15- PZM042	CP16- PZM035
May-21	1.5 1c	ND	ND	ND	0.95 J1c	ND	ND	ND	0.98 J1c
October-21	ND	ND	ND	ND	ND	ND	ND	ND	ND
April-22	1.5 1c	ND	ND	ND	0.96 J1c	ND	ND	ND	1.1 J1c
<b>Parameter: Pyridine (ug/L)</b>									
April-11	ND	ND	ND	ND	ND	ND	ND	ND	5.1 J
August-11	ND	ND	NS	ND	ND	ND	ND	ND	5.2
October-13	NS	NS	ND	NS	NS	NS	NS	NS	4.6
April-14	NS	NS	2.2	NS	NS	NS	NS	NS	5
December-14	NS	NS	1.3	NS	NS	NS	NS	NS	NS
June-15	NS	ND	NS	NS	NS	NS	NS	NS	4.4 1c
December-15	NS	0.79 J1c	NS	NS	NS	NS	NS	NS	4.6 1c
May-16	NS	0.56 J1c	NS	NS	NS	NS	NS	NS	2.5 1c
November-16	ND	0.69 J	NS	ND	ND	ND	ND	2.6	3.2
May-17	ND	ND	0.32 J1c	ND	ND	ND	ND	ND	3.1 1c
November-17	ND	0.65 J1c	0.45 J	ND	ND	ND	ND	ND	3.1 1c
May-18	ND	0.43 J1c	0.21 J1c	ND	ND	ND	ND	0.38 J1c	2.8 1c
December-18	ND	0.79 JCH1c	0.68 JCH1c	ND	ND	ND	ND	2.3 CH1c	6.6 CH1c
May-19	ND	0.7 J	ND	ND	ND	ND	ND	0.78 J1c	2.9
November-19	ND	0.46 J1c	0.5 J1c	ND	ND	ND	ND	ND	2.7
May-20	ND	0.9 J1c	0.7 J1c	ND	ND	ND	ND	0.57 J1c	2.9 1c
December-20	ND	ND	ND	ND	ND	ND	ND	1.1	2.4 L21c
May-21	1.1 L21c	ND	0.7 JL21c	ND	ND	ND	ND	ND	2.9 L21c
October-21	ND	1.9 CHB1c	2 CHB1c	ND	ND	ND	ND	0.92 JCH1c	4.4 CHH21c
April-22	0.92 JB1c	1.5 CH	1.3 CH	ND	0.52 JB1c	0.92 JCH	0.43 JCH	0.41 J1c	0.99 JCHL11c

ND: Non-Detect      NS: Not Sampled

Note: Asterisk indicates well was replaced immediately prior to the May 2020 event. Results shown before this date are from the original well, while results shown after this date are for the replacement well.



---

---

## **APPENDIX C**

---

---

# Coke Point Landfill Historical Inorganics Concentrations

August-25-2022

## Shallow Wells

Event Date	CP02- PZM007	CP05- PZM008	CP07- PZM006	CP08(R)- PZM008*	CP09- PZM010	CP10- PZM008	CP11- PZM010	CP12- PZM012	CP14- PZM009	CP15- PZM020	CP16- PZM008	CP18(R)- PZM009*	CP19(R)- PZM008*	CP20- PZM011	CP21- PZM004
<b>Parameter:</b>	<b>Alkalinity (mg/L)</b>														
April-11	39	1,700	65	460	980	2,300	2,000	270	2,000	1,900	NS	NS	NS	NS	NS
August-11	46	1,900	180	370	520	2,000	1,800	280	2,400	2,000	NS	NS	NS	NS	NS
March-13	42	1,300	400	600	500	1,700	1,800	128	1,700	1,500	NS	NS	NS	NS	NS
October-13	58	1,600	300	400	700	2,500	2,100	500	2,200	2,100	NS	NS	NS	NS	NS
April-14	48	NS	56	72	166	476	426	234	434	454	NS	NS	NS	NS	NS
December-14	52	NS	368	372	400	2,120	1,970	554	2,230	2,180	NS	NS	NS	NS	NS
June-15	30	1,690 M1	350	420	440	NS	2,140	1,670	2,240	2,200	2,160	690	1,040	350	60
December-15	46	40	340	368	474	70	40	20	60	65	70	15	40 M1	270	72
May-16	40	1,570	330 M1	390	520	NS	2,450	480	2,200	2,480	2,120	740	900	310	90
November-16	40	1,590	360	360	560	NS	2,100	870	2,250	1,930	2,300	640	960	310	80
May-17	34	398	328	374	78	NS	518	96	530	472	512	692	900	308	86
November-17	46	NS	310	350	310	2,230	2,100	770	2,110	2,040	2,060	600	980	250	112
May-18	50	35	300	20	10	650	50	20 ML	55	60	70	20	25	276	36 MH
December-18	42	1,470	350	410 ML	1,030	2,270	2,200	1,680	2,250	2,050	1,930	780	990	222	40
May-19	60	1,490	340	420	1,590	2,620	2,520	1,010	2,460	2,540	2,310	790	1,000	208	32
November-19	50	1,510	350	300	160	2,140	1,700	270	1,990	1,940	2,050	420	790 ML	260	40
May-20	30	1,710	350	792	280	2,710	2,250	450	2,640	2,280	2,300	426	790	274	28
December-20	2 J	1,300	NS	212	540	468	2,070	1,540	1,780	2,000	386	166	110	106	46
May-21	52	1,560	850	340	380	2,100	2,240	2,000	2,450	2,000	2,150	296	720	200	152
October-21	44	1,550	340	620	300	2,630	2,130	980	2,250	2,790	2,350	930	610	100	34

ND: Non-Detect      NS: Not Sampled

Note: Asterisk indicates wells were replaced immediately prior to the May 2020 event. Results shown before this date are from the original well, while results shown after this date are for the replacement well.

Event Date	CP02- PZM007	CP05- PZM008	CP07- PZM006	CP08(R)- PZM008*	CP09- PZM010	CP10- PZM008	CP11- PZM010	CP12- PZM012	CP14- PZM009	CP15- PZM020	CP16- PZM008	CP18(R)- PZM009*	CP19(R)- PZM008*	CP20- PZM011	CP21- PZM004
April-22	30	1,660	290	190	410	NS	2,420	380	2,270	2,250	2,380	660	590	240	30

**Parameter: Ammonia (N) (mg/L)**

April-11	2.8	6.2	7.2	6.8	9	42	12	0.14	3.8	19	NS	NS	NS	NS	NS
August-11	3.7	9.6	16	6.8	0.23	11	8.6	2.6	6.2	25	NS	NS	NS	NS	NS
March-13	2.1	6.2	23.4	7	8	42	18.2	2.4	5.3	39.9	NS	NS	NS	NS	NS
October-13	1.5	6.5	14.5	7.2	0.11	29	11	2.3	5.6	18.5	NS	NS	NS	NS	NS
April-14	0.7	NS	13.4	6.8	14.1	27.6	10.2	8	6.1	16.8	NS	NS	NS	NS	NS
December-14	0.75	NS	15	7.5	1.7	22.5	10.8	3.9	6.3	16.5	NS	NS	NS	NS	NS
June-15	0.82	6.6	13	7.2	1.4	NS	10.9	7	5.9	13.6	6.5	5.8	10.2	5.2	5.3
December-15	0.96	7.4	12.8	7.6	1.5	19.8	11.6	2.9	5.7	13.9	6.1	5	9.9	6	6.6
May-16	1.3	7.2	2.5	8	1.1	NS	12.6	0.58	5.3	14.5	6.1	6.2	11.6	3.7	5.2
November-16	1.2	6.4 M1	11.7	7.2	4.8	NS	12.4	3.2	5.4	18.5	5.9	4.4	8.4	6	5.5 M1
May-17	1.9	6.8	11.6	7.8	0.71	NS	12.4	0.89	6	17.7	5.7	6	10.9	5.4	5.4
November-17	0.62	NS	10.4	7.5	3.6	26.7	5.4	2.7	5.7	16.6	5.5	4.8	8.3	2.9	6.9
May-18	0.58	6.7	10.6	7	1.2	23.6	12.4	4.7	5.6	15.7	5.7	5.3	9.6	2.5	4.3
December-18	0.36	4.2	13	7.4	12.8	19.2	10.4	5.6	4.9	13.6	4.8	4.5	9	2.6	5.8
May-19	0.93	4.2	11.5	7.2	0.25	14.7	9.2	1.1	5	10.1	4.6	4.7 ML	9.8	1.9	4.2
November-19	1.3	5.6	11.9	8.8	0.32	14.9	8	1.1	5.3	13.6	5.2	4.3 MH	10.8	2.9	6.2
May-20	0.94	5.6	10.8 MH	4	3.6	20.4	10.1	2.2	4.9 2c	15.2 MH	5.5	4.3	10.5 2c	2.1	4.8
December-20	0.52	4.6	NS	5.7	2.6	20.5	10.7	5.6	3.9	14	4.2	2.6	9.8	0.12 ML	5.8
May-21	0.72	4.7	8.3 M1	13.3	1.6	18.6	8.5	5.1	4.3	10	4.1	3.1	7.8	2.9	4.7
October-21	1.6	5.1	10.1	4.5	ND	20.6 ML	9.2	2.3	5	13.2	5.1	3.3	8.7	3.3	4.6
April-22	1.4	5.9	10.2	6.3	1.2	NS	8.7	0.78 MH	4.8	13.6	4.9	4.6	8.7	4.2	6.4

**Parameter: Antimony (mg/L)**

April-11	0.00099 J	0.00068 J	0.0011 J	0.00044 J	0.0013 J	0.00081 J	0.00058 J	0.00072 J	0.00096 J	0.00068 J	NS	NS	NS	NS	NS
August-11	0.00067 J	0.0014 J	0.0007 J	ND	ND	0.00062 J	ND	0.00056 J	ND	0.00086 J	NS	NS	NS	NS	NS

ND: Non-Detect      NS: Not Sampled

Note: Asterisk indicates wells were replaced immediately prior to the May 2020 event. Results shown before this date are from the original well, while results shown after this date are for the replacement well.

Event Date	CP02- PZM007	CP05- PZM008	CP07- PZM006	CP08(R)- PZM008*	CP09- PZM010	CP10- PZM008	CP11- PZM010	CP12- PZM012	CP14- PZM009	CP15- PZM020	CP16- PZM008	CP18(R)- PZM009*	CP19(R)- PZM008*	CP20- PZM011	CP21- PZM004
March-13	ND	ND	ND	ND	ND	ND	ND	ND	ND	ND	NS	NS	NS	NS	NS
October-13	ND	ND	ND	0.00065	ND	0.0013	ND	ND	ND	ND	NS	NS	NS	NS	NS
April-14	ND	NS	ND	ND	ND	0.00058	ND	ND	ND	ND	NS	NS	NS	NS	NS
December-14	ND	NS	ND	ND	ND	ND	ND	ND	ND	ND	NS	NS	NS	NS	NS
June-15	ND	ND	ND	ND	ND	NS	ND	ND	ND	ND	ND	ND	ND	ND	ND
December-15	0.0003 J	ND	0.00015 J	ND	ND	0.00017 J	ND	ND	0.00023 J	ND	ND	0.00017 J	ND	0.00032 J	0.00025 J
May-16	0.00032 JD3B	0.000097 J	ND	ND	ND	NS	0.000066 J	ND	ND	0.00014 J	0.000062 J	0.00018 JD3B	ND	0.00034 JD3B	0.00028 JD3B
November-16	0.00018 J	0.00018 J	0.0001 J	0.00005 J	0.00015 J	NS	0.000086 J	ND	ND	0.00012 J	ND	0.00013 J	0.000042 J	0.00035 J	0.00029 J
May-17	0.00035 JB	0.0001 J	0.00011 J	0.00004 J	0.00017 J	NS	0.00014 J	0.00014 J	0.00017 J	0.00022 J	0.000098 J	0.0003 JB	0.00019 JB	0.00035 J	0.00038 J
November-17	0.00041 J	NS	ND	ND	ND	ND	ND	ND	ND	0.00016 J	ND	ND	ND	0.00022 J	0.00066 JD3
May-18	0.00057	0.00012 J	0.00013 J	ND	ND	0.00035 J	ND	ND	ND	ND	ND	0.00012 J	ND	0.00025 J	0.00039 J
December-18	0.00066	0.00012 J	0.0001 J	ND	0.000083 J	0.00041 J	ND	ND	0.0001 J	0.00011 J	ND	0.0001 J	ND	0.00035 J	0.00056
May-19	0.0003 J	0.000089 J	0.00052	0.000082 J	ND	ND	0.000082 J	ND	0.00014 J	ND	ND	0.00012 J	ND	0.0004 J	0.00024 J
November-19	ND	ND	0.00012 J	ND	0.00014 J	0.00023 J	0.000081 J	0.00015 J	ND	0.00019 J	ND	0.00014 J	ND	0.00029 J	0.00034 J
May-20	ND	ND	ND	ND	ND	0.00019 J	ND	0.00011 J	ND	0.00015 J	ND	ND	ND	ND	ND
December-20	0.00046 J	0.00012 J	NS	ND	0.000081 J	0.00016 J	ND	ND	0.00012 J	0.0001 J	ND	0.000078 J	ND	0.00045 J	0.00023 J
May-21	0.00029 J	0.000081 J	ND	ND	ND	0.0024	ND	ND	ND	ND	ND	ND	ND	0.00029 J	0.00057
October-21	0.00021 J	0.000098 J	0.000087 J	0.000075 J	0.000086 J	0.00016 J	ND	ND	0.00008 J	0.00011 J	ND	0.000075 J	ND	0.0007	0.00016 J
April-22	ND	ND	ND	ND	ND	NS	ND	ND	ND	ND	ND	ND	ND	ND	ND

**Parameter:** Arsenic (mg/L)

April-11	0.017	ND	0.0023	ND	0.0024	0.0026	ND	0.002	ND	0.0012 J	NS	NS	NS	NS	NS
August-11	0.019	0.0051	0.0048	0.00076 J	0.0096	0.0019 J	0.0018 J	0.0067	ND	0.0027	NS	NS	NS	NS	NS
March-13	0.022	ND	0.0045	ND	ND	ND	ND	ND	ND	0.0026	NS	NS	NS	NS	NS
October-13	0.0266	0.0012	0.0062	0.001	0.0011	0.0038	0.002	0.00086	0.0015	0.0026	NS	NS	NS	NS	NS
April-14	0.0317	NS	0.0057	0.00088	0.001	0.0031	0.0018	0.00097	0.0013	0.0023	NS	NS	NS	NS	NS
December-14	0.0294	NS	0.0077	0.001	ND	0.0032	0.0021	0.00077	0.0014	0.003	NS	NS	NS	NS	NS

ND: Non-Detect      NS: Not Sampled

Note: Asterisk indicates wells were replaced immediately prior to the May 2020 event. Results shown before this date are from the original well, while results shown after this date are for the replacement well.

Event Date	CP02- PZM007	CP05- PZM008	CP07- PZM006	CP08(R)- PZM008*	CP09- PZM010	CP10- PZM008	CP11- PZM010	CP12- PZM012	CP14- PZM009	CP15- PZM020	CP16- PZM008	CP18(R)- PZM009*	CP19(R)- PZM008*	CP20- PZM011	CP21- PZM004
June-15	0.0285	0.0012	0.0077	0.001	ND	NS	0.0022	0.0012	0.0015	0.0026	0.0012	0.0018	0.0016	0.0015	0.0102
December-15	0.0301	0.0012	0.008	0.00092	0.00088 JD3	0.0027	0.0023	0.00084	0.0041	0.0012	0.00093	0.0014	0.0014	0.0013	0.0113
May-16	0.0252	0.0015	0.0084	0.0007 JD3	0.00078 JD3	NS	0.0029	0.0007 J	0.00098 JD3	0.0032	0.0013	0.0011 JD3	0.0011 JD3	0.0011 JD3	0.0112
November-16	0.0264	0.0012	0.0084	0.001	0.00063	NS	0.0022	0.00074 JD3	0.0015 JD3	0.0024	0.00075 J	0.0012	0.0013	0.0014	0.0108
May-17	0.0238	0.0011	0.0072	0.00096	ND	NS	0.002 B	ND	0.0011	0.0023 B	0.0016 B	0.0015	0.0014	0.0013	0.0144
November-17	0.0273	NS	0.0078	0.00095	0.00051	0.0031	0.002	0.00062	0.0013	0.0026	0.00085	0.0011	0.0011	0.00098	0.013
May-18	0.0384	0.0011	0.0079	0.00093	0.00052	0.0031	0.0018	0.00058	0.0012	0.0019	0.0012	0.0013	0.0012	0.0011	0.0089
December-18	0.0399	0.00091	0.0088	0.0009	0.0011	0.0032	0.0023	0.00097	0.0011	0.0021	0.00075	0.001	0.0014	0.0012	0.0089
May-19	0.0314	0.0015	0.0082	0.00096	ND	0.0028	0.0025	ND	0.0022	0.0018 JD3	0.00081	0.0012	0.0013	0.0011	0.0071
November-19	0.0275	0.00094	0.0091	0.00087	0.00049 J	0.0024	0.0018	0.00028 J	0.0013	0.002	0.00087	0.0012	0.0014	0.0011	0.0074
May-20	0.0298	0.0011 JD3	0.0072	ND	0.0014 JD3	0.003	0.0019 JD3	0.00058	0.0011 JD3	0.0022	0.00081 JD3	0.0012 JD3	0.0064	0.00086 JD3	0.0057
December-20	0.0322	0.00098	NS	0.0012	0.00088	0.0029	0.002	0.001	0.0014	0.0019	0.0013	0.0012	0.0017	0.00089	0.0053
May-21	0.0307	0.0009	0.0078	0.0071	0.00086 JD3	0.0026	0.0029	0.001	0.0012	0.0022 JD3	0.0013	0.0015	0.0019	0.0013	0.0068
October-21	0.0236	0.00095	0.0077	0.0009	0.00036 J	0.0026	0.002	0.00042 J	0.0014	0.0021	0.0012	0.0011	0.0016	0.0016	0.0056
April-22	0.0238	ND	0.0077	0.0019 J	ND	NS	0.0018 J	ND	ND	0.0019 J	ND	ND	ND	ND	0.0048 J

**Parameter: Barium (mg/L)**

April-11	0.02	0.63	0.019	0.084	0.11	1.1	0.94	0.063	0.26	1.3	NS	NS	NS	NS	NS
August-11	0.023	0.92	0.018	0.067	0.085	1	1	0.075	0.23	1.3	NS	NS	NS	NS	NS
March-13	ND	0.6	0.09	0.061	0.13	0.88	0.94	0.092	0.23	1.3	NS	NS	NS	NS	NS
October-13	0.0198	0.794	0.0778	0.0537	0.0976	0.908 M1	1.06	0.106	0.228	1.18	NS	NS	NS	NS	NS
April-14	0.0154	NS	0.0819	0.0634	0.0826	0.74	0.862 M6	0.14	0.213	1.05	NS	NS	NS	NS	NS
December-14	0.0152	NS	0.0529	0.0589	0.112	0.721	0.928	0.131	0.235	1.18	NS	NS	NS	NS	NS
June-15	0.0152	0.727	0.045	0.0554	0.0672	NS	0.912	0.159	0.208	1.08	2.1	0.0521	0.0965	0.0474	0.0194
December-15	0.018	0.702	0.0446	0.062	0.114	0.759	0.946 M1	0.203	0.0571	0.192	1.95	0.0429	0.0858	0.0501	0.0287
May-16	0.0224	0.76	0.0402	0.0611	0.0674	NS	0.982	0.136	0.207	1.2 M1	1.56	0.0512	0.071	0.045 D3	0.0314
November-16	0.0169	0.876 M1	0.0416	0.0585	0.154	NS	0.998	0.186	0.209	1.24	1.59	0.0449	0.0867	0.055	0.0333
May-17	0.0245	0.655	0.0413	0.0602	0.0517	NS	0.845	0.096	0.216	1.06	1.42	0.0435	0.0694	0.0476	0.034

ND: Non-Detect      NS: Not Sampled

Note: Asterisk indicates wells were replaced immediately prior to the May 2020 event. Results shown before this date are from the original well, while results shown after this date are for the replacement well.

Event Date	CP02-PZM007	CP05-PZM008	CP07-PZM006	CP08(R)-PZM008*	CP09-PZM010	CP10-PZM008	CP11-PZM010	CP12-PZM012	CP14-PZM009	CP15-PZM020	CP16-PZM008	CP18(R)-PZM009*	CP19(R)-PZM008*	CP20-PZM011	CP21-PZM004
November-17	0.0171	NS	0.0393	0.0591	0.115	0.658 M6	0.973	0.175	0.213	1.15	1.37	0.0401	0.0849	0.0487	0.0544
May-18	0.0131	0.653	0.0378	0.0629	0.0438	0.623	0.822	0.0939	0.193	0.89	1.21	0.0411	0.0691	0.0463	0.0349
December-18	0.0111	0.645	0.0391	0.0755	0.136	0.576	0.969 M1	0.247	0.196	1.07	1.02	0.0514	0.11	0.0474	0.0515
May-19	0.0167	0.622	0.0372	0.0676	0.0401	0.49	0.852	0.132	0.174	1.03	1.03 M6	0.0494	0.0776	0.0403	0.0288
November-19	0.0189 4c	0.645	0.039 5c7c	0.0561 4c5c	0.0984 4c	0.704 6c8c	0.753 6c8c	0.164	0.194 4c	1.14	0.971	0.0643 4c5c	0.0784 6c8c	0.0482 5c7c	0.0382 5c7c
May-20	0.0125	0.84	0.0366	0.103	0.0488	0.548 P6	0.87	0.105	0.146	1.08 P6	0.813	0.0474	0.0594	0.0347	0.026
December-20	0.0131	0.655	NS	0.0317	0.079	0.443	1	0.21	0.19 M1	1.17	0.722	0.1	0.0425	0.0143	0.026
May-21	0.016	0.681	0.0378	0.194	0.0734	0.449	0.954 M1	0.168	0.152	1.04	1.44 P6	0.0728	0.0542	0.0377	0.0574
October-21	0.018	0.599	0.0377	0.132	0.0552	0.448 P6	0.962	0.138	0.182	0.978	0.675	0.0713	0.0508	0.0339	0.0332
April-22	0.0211	0.68	0.0382	0.041	0.0703	NS	0.894 M1	0.135	0.18	1.18	0.721	0.0688	0.0445	0.0331	0.0332

**Parameter: Beryllium (mg/L)**

April-11	ND	ND	ND	ND	ND	ND	ND	ND	ND	ND	NS	NS	NS	NS	NS
August-11	ND	ND	0.00042 J	0.00042 J	0.00042 J	0.00042 J	0.00042 J	0.00042 J	0.00042 J	0.00043 J	NS	NS	NS	NS	NS
March-13	ND	ND	ND	ND	ND	ND	ND	ND	ND	ND	NS	NS	NS	NS	NS
October-13	ND	ND	ND	ND	ND	ND	ND	ND	ND	ND	NS	NS	NS	NS	NS
April-14	ND	NS	ND	ND	ND	ND	ND	ND	ND	ND	NS	NS	NS	NS	NS
December-14	ND	NS	ND	ND	ND	ND	ND	ND	ND	ND	NS	NS	NS	NS	NS
June-15	ND	ND	ND	ND	ND	NS	ND	ND	ND	ND	ND	ND	ND	ND	ND
December-15	ND	ND	ND	ND	ND	ND	ND	ND	ND	ND	ND	ND	ND	ND	ND
May-16	NS	NS	NS	NS	NS	NS	ND	ND	NS	ND	ND	NS	NS	NS	NS
November-16	ND	ND	ND	ND	ND	NS	ND	ND	ND	ND	ND	ND	ND	ND	ND
May-17	ND	ND	ND	ND	0.000036 J	NS	ND	ND	ND	ND	ND	ND	ND	ND	ND
November-17	ND	NS	ND	ND	ND	ND	ND	ND	ND	ND	ND	ND	ND	ND	ND
May-18	ND	ND	ND	ND	ND	ND	ND	ND	ND	ND	ND	ND	ND	ND	ND
December-18	ND	ND	ND	ND	ND	ND	ND	ND	ND	ND	ND	ND	ND	ND	ND
May-19	ND	ND	ND	ND	ND	ND	ND	ND	ND	ND	ND	ND	ND	ND	ND
November-19	ND	ND	ND	ND	ND	ND	ND	ND	ND	ND	ND	ND	ND	ND	ND

ND: Non-Detect      NS: Not Sampled

Note: Asterisk indicates wells were replaced immediately prior to the May 2020 event. Results shown before this date are from the original well, while results shown after this date are for the replacement well.

Event Date	CP02- PZM007	CP05- PZM008	CP07- PZM006	CP08(R)- PZM008*	CP09- PZM010	CP10- PZM008	CP11- PZM010	CP12- PZM012	CP14- PZM009	CP15- PZM020	CP16- PZM008	CP18(R)- PZM009*	CP19(R)- PZM008*	CP20- PZM011	CP21- PZM004
May-20	ND	ND	ND	ND	ND	ND	ND	ND	ND	ND	ND	ND	ND	ND	ND
December-20	ND	ND	NS	ND	ND	ND	ND	ND	ND	ND	ND	ND	ND	ND	ND
May-21	ND	ND	ND	ND	ND	ND	ND	ND	ND	ND	ND	ND	ND	ND	ND
October-21	ND	ND	0.000064 J	0.000069 J	ND	ND	ND	ND	ND	0.000033 J	ND	ND	ND	0.000086 J	0.000085 J
April-22	ND	ND	ND	ND	ND	NS	ND	ND	ND	ND	ND	ND	ND	ND	ND
<b>Parameter: Cadmium (mg/L)</b>															
April-11	ND	ND	ND	ND	ND	ND	ND	ND	ND	ND	NS	NS	NS	NS	NS
August-11	0.00029 J	ND	0.00031 J	0.00024 J	ND	ND	ND	ND	0.00023 J	0.00024 J	NS	NS	NS	NS	NS
March-13	ND	ND	ND	ND	ND	ND	ND	ND	ND	ND	NS	NS	NS	NS	NS
October-13	ND	ND	ND	0.000082	ND	ND	ND	ND	ND	ND	NS	NS	NS	NS	NS
April-14	ND	NS	ND	ND	ND	ND	ND	ND	ND	ND	NS	NS	NS	NS	NS
December-14	ND	NS	ND	ND	ND	ND	ND	ND	ND	ND	NS	NS	NS	NS	NS
June-15	ND	ND	ND	ND	ND	NS	ND	ND	ND	ND	ND	ND	ND	ND	ND
December-15	ND	ND	ND	ND	ND	ND	ND	ND	0.000037 J	ND	ND	ND	ND	ND	ND
May-16	ND	ND	ND	ND	ND	NS	ND	ND	ND	0.000041 J	ND	ND	ND	ND	ND
November-16	ND	ND	0.000038 J	ND	ND	NS	ND	ND	ND	ND	ND	ND	ND	ND	ND
May-17	ND	ND	0.00014	ND	ND	NS	ND	ND	ND	ND	ND	ND	ND	ND	ND
November-17	0.000092	NS	0.000074 J	0.000036 J	ND	ND	ND	ND	ND	ND	ND	ND	0.000028 J	0.000045 J	0.00032 JD3
May-18	ND	ND	ND	ND	ND	0.000085	ND	ND	ND	ND	ND	ND	ND	ND	0.000038 J
December-18	ND	ND	ND	ND	ND	0.000074 J	ND	ND	ND	ND	ND	ND	ND	ND	0.000066 J
May-19	ND	ND	ND	ND	ND	ND	ND	ND	ND	ND	ND	ND	ND	ND	ND
November-19	ND	ND	ND	ND	ND	ND	ND	ND	ND	ND	ND	ND	ND	ND	ND
May-20	ND	ND	ND	ND	ND	ND	ND	ND	ND	ND	ND	ND	ND	ND	ND
December-20	ND	ND	NS	ND	ND	0.000042 J	ND	ND	ND	ND	ND	ND	ND	0.00011	0.000065 J
May-21	ND	ND	ND	ND	ND	ND	ND	ND	ND	ND	ND	ND	ND	ND	0.00063
October-21	ND	ND	0.000017 J	0.000034 J	ND	0.000022 J	ND	ND	ND	ND	ND	ND	ND	0.0004	0.000017 J
April-22	ND	ND	ND	ND	ND	NS	ND	ND	ND	ND	ND	ND	ND	ND	ND

ND: Non-Detect      NS: Not Sampled

Note: Asterisk indicates wells were replaced immediately prior to the May 2020 event. Results shown before this date are from the original well, while results shown after this date are for the replacement well.

Event Date	CP02- PZM007	CP05- PZM008	CP07- PZM006	CP08(R)- PZM008*	CP09- PZM010	CP10- PZM008	CP11- PZM010	CP12- PZM012	CP14- PZM009	CP15- PZM020	CP16- PZM008	CP18(R)- PZM009*	CP19(R)- PZM008*	CP20- PZM011	CP21- PZM004
------------	-----------------	-----------------	-----------------	---------------------	-----------------	-----------------	-----------------	-----------------	-----------------	-----------------	-----------------	---------------------	---------------------	-----------------	-----------------

**Parameter:** Calcium (mg/L)

April-11	450	670	120	320	640	810	830	390	900	750	NS	NS	NS	NS	NS
August-11	550	750	130	340	520	790	780	290	890	740	NS	NS	NS	NS	NS
March-13	499	625	135 M6	389	697	756	778	484	900	713	NS	NS	NS	NS	NS
October-13	448 M1	620	142	371	653	718 M1	799	395	814	712	NS	NS	NS	NS	NS
April-14	395 M6	NS	126	359	593	747	809	519	818	763	NS	NS	NS	NS	NS
December-14	314 M6	NS	134	364	742	797	732	616	837	654	NS	NS	NS	NS	NS
June-15	314	627	141	376	534	NS	800 M1	601	877	798	794	536	535	218	161
December-15	447	572	123	353	793	736	754 M1	562	48.7	776	698	395	461	239	172 M1
May-16	481	656	134	352	627	NS	874	475	850	844 M1	971	61.2	437	193	196
November-16	367	650 M1	139	330 M6	859	NS	762	598 M6	818	674	749	409	475	246	160
May-17	475 M1	560 M1	137	327 M1	347	NS	641	327	804	598	641	398	387	212	250
November-17	347 M6	NS	149	346	647	790 M6	812	654	806	650	840	418	490	248	303
May-18	219	652	138	316	423	729	786	577 M6	912	647	790	474	431	204	254 M1
December-18	173	514	134	290	413	843	702 M1	672 M1	808	689	783	369	107	178 M6	349
May-19	371	535	117	343	337	814	805	366	828	742	802 M6	482	475	157	193
November-19	405	634	121	331	598	657	627	562	904	661 P6	807	430	396	187	275 P6
May-20	282	588	142	288 P6	427	788 P6	374	462	818	675 P6	756	414	436	146	224
December-20	240	620	NS	608	609	739	798	667	936 P6	759	795	483	382	63.4	294 P6
May-21	356	590	144	65.2	530	727	883 P6	522	759 P6	724	776 P6	507	414	160	353
October-21	326	568	140	410	372	715 P6	781	349	756	674	786	353	333	152 P6	291 M1
April-22	493	672	160	695	436	NS	ND	411	903	1,270	908	611 P6	432	221	428

**Parameter:** Chemical Oxygen Demand (mg/L)

April-11	5 J	37	24	110	39	110	40	34	15	ND	NS	NS	NS	NS	NS
August-11	17	25	38	120	ND	6 J	6.6 J	ND	16	37	NS	NS	NS	NS	NS
March-13	26.9	70.4	50.8	133	157	155	46.4	201	31.2	87.7	NS	NS	NS	NS	NS

ND: Non-Detect      NS: Not Sampled

Note: Asterisk indicates wells were replaced immediately prior to the May 2020 event. Results shown before this date are from the original well, while results shown after this date are for the replacement well.



Event Date	CP02-PZM007	CP05-PZM008	CP07-PZM006	CP08(R)-PZM008*	CP09-PZM010	CP10-PZM008	CP11-PZM010	CP12-PZM012	CP14-PZM009	CP15-PZM020	CP16-PZM008	CP18(R)-PZM009*	CP19(R)-PZM008*	CP20-PZM011	CP21-PZM004
October-13	71.5	64.9	62.7	146	234	150	54	126	25.5	69.3	NS	NS	NS	NS	NS
April-14	ND	NS	42.5	119	121	121	27.2	40.3	ND	64.3	NS	NS	NS	NS	NS
December-14	ND	NS	71.5	208	172	133	ND	159	ND	39.4	NS	NS	NS	NS	NS
June-15	ND	358 M1	63.4	136	127	NS	44.2	50.6	44.2	61.3	46.3	44.2	71.9	42	97.5
December-15	9.9 J	63.1	56.7	133	305	114	39.7	220	33.3	67.4	95	35.4	65.2	37.5	86.5
May-16	13.2 J	72.9	61.8	135	115	NS	46.4	128	30.9	57.4	35.3	37.5	64	33.1	83.9
November-16	6.2 J	59.8	46.4	142	113	NS	46.4	71	15.1 JM1	71	68.8	21.8 J	50.9	35.2	73.2
May-17	22.2 J	58.7	48.6	130	54.7	NS	46.5	62.8	30.3	75	42.5	40.4	62.8	40.4	114
November-17	ND	NS	33.7	126	162	111	33.7	145 ML	33.7	72.3	27.2	12.2 J	48.7	16.5 J	207
May-18	12.2 J	42.3	48.8	118	40.2	126	44.5	63.9	25.1	48.8	33.7	31.5	59.5	38	116
December-18	9.3 J	32.6	45.4	124	71.4 J	113	36.9	30.5	26.3	49.6	24.1 J	28.4	53.9	26.3	17.8 J
May-19	12.6 J	34.7	43.6	125	39	96.7	47.5	23.7 J	30.3	53.9 4c	30.3	10.4 J	25.9	28.1	87.9
November-19	15.8 J	58.1	51.4	156	89.3	87	51.4	109	31.4	58.1	31.4	24.7 J	51.4	26.9	89.3
May-20	22.9 J	60.3	52.3	53.6	78.1	125	67	77.1 MHR1ML	25.1	71.5	36.4	35.8	72.6	31.4	114
December-20	10.5 J	34.3	NS	40.8	84.1	114	42.9	42.9	27.8	47.3	32.1	23.4 J	60.2	8.3 J	77.6
May-21	8.3 J	45.1 MH	42.9	127	101	99.2	32.1	36.4	29.9	45.1	27.8	29.9	49.4	29.9	97
October-21	18.5 JMH	42.6	38.2	38.2	79.8	124	40.4	73.3	27.2	55.7	33.8	22.9 J	55.7	29.4	75.5
April-22	5.6 JMH	103	48.7	55.5	60.1	NS	62.3	91.8	26	76	28.3	35.1	57.8	35.1	57.8

**Parameter:** Chloride (mg/L)

April-11	51	15	130	58	2,400	560	500	2,500	74	1,600	NS	NS	NS	NS	NS
August-11	64	1,300	180	56	3,000	510	860	1,700	91	420	NS	NS	NS	NS	NS
March-13	76	650	208	85.5	4,670	775	572	4,670	98.2	1,240	NS	NS	NS	NS	NS
October-13	29.1	409	146	50.8	3,860	388	369	2,700	86.8	466	NS	NS	NS	NS	NS
April-14	19	NS	141	49.3	2,060	388	239	605	92	390	NS	NS	NS	NS	NS
December-14	23.3	NS	150	51.1	4,520	390	265	3,340	97	514	NS	NS	NS	NS	NS
June-15	3.7	526	131	54.6	2,230	NS	224	475 M6	95.8	310	56.5	66.2	88.2	53.2	53.6

ND: Non-Detect NS: Not Sampled

Note: Asterisk indicates wells were replaced immediately prior to the May 2020 event. Results shown before this date are from the original well, while results shown after this date are for the replacement well.

Event Date	CP02- PZM007	CP05- PZM008	CP07- PZM006	CP08(R)- PZM008*	CP09- PZM010	CP10- PZM008	CP11- PZM010	CP12- PZM012	CP14- PZM009	CP15- PZM020	CP16- PZM008	CP18(R)- PZM009*	CP19(R)- PZM008*	CP20- PZM011	CP21- PZM004
December-15	24.2	564	128	52.5	5,420	361 B	239	3,690	84.1	324 B	72 B	61.7 B	91.2	48.8 B	50.3
May-16	27.1	452 B	117	49.8	1,040 B	NS	331	3,220	75.5	305	68.5	57.2	85.2	45.4	36.9
November-16	20.8	621 BM6	131	51.3	5,690	NS	305 B	3,530 B	74.2	608 B	239	60.8	83	63.3	34.3
May-17	26.6	482	120	69.3	1,970	NS	382	2,290	81.8	362	96.3	60.3	105	71.8	53.3
November-17	21.2	NS	100	50.9	4,580	283	5,940	4,030 MHML2c	89.3	272	73.9	52.7	72	40	106 JD3
May-18	15.9	340	98.2	48.1	1,150	325	478	841	83.6 J	128 J	293	56.2	73.1	40.6	42.4
December-18	17.3	157	97.8	41.9	844	266	187	246	79.2 J	205	64.7	46.9 J	64	33.6 ML	56.5
May-19	24.8	948	108	52	789	302	169	545	87.4	220	63	59.8	76	28.6	39.8
November-19	17.7	423	93.4	41.7	3,610	195	521	3,870	77.2	344	70	43.4	62.9	39.6	57.4
May-20	189	957	141	33.9	3,190	35.8	788	3,330	74.9	543	83.8	56.4	98.4	31.7	52.6
December-20	15.7	167	NS	26.5	2,630	275	299	658	88.7	188	84.8	49.1	91.4	12.4	63.9
May-21	18.3	429	99.6 ML	3,160	3,730	216	327	558	138	391	135	64.3	87.8	155	60.3
October-21	15.5	218	84.7	26.4	2,480	253	220	1,570	64.8	303	74.8	44.9	67.2	55.2	46.2
April-22	14.3	787	82.6	23.8	930	NS	785	3,640	182	390	79	53.4	70.4	163	139

**Parameter: Chromium (mg/L)**

April-11	0.0012 J	0.0025	0.0032	0.0068	0.016	0.0068	0.0035	0.0039	0.0036	0.0037	NS	NS	NS	NS	NS
August-11	0.00094 J	0.0024	ND	0.0013 J	0.075	0.0095	0.011	0.0026	0.0014 J	0.014	NS	NS	NS	NS	NS
March-13	ND	ND	ND	ND	0.017	ND	ND	ND	ND	0.0029	NS	NS	NS	NS	NS
October-13	0.00083	0.00066	0.00052	0.0015	0.0665	0.0138	0.0012	0.00074	0.00059	0.0429	NS	NS	NS	NS	NS
April-14	0.0012	NS	0.0011	0.0023	0.0262	0.0032	ND	0.0027	ND	0.0101	NS	NS	NS	NS	NS
December-14	0.0023	NS	0.00099	0.00062	0.0559	0.0076	0.0041	0.0011	0.0013	0.0568	NS	NS	NS	NS	NS
June-15	0.0046	0.002	0.0028	0.0014	0.0374	NS	0.0033	0.0013	0.0024	0.0144	0.0051	0.0121	0.0119	0.008	0.0031
December-15	0.0013	0.0051	0.0011	0.0021	0.0671	0.0101	0.0019	0.0048	0.0061	0.0016	0.0032	0.0164	0.004	0.0048	0.0012
May-16	0.0011 JD3	0.0071	ND	ND	0.0546	NS	0.0014	0.0012 J	ND	0.029	0.00028 J	0.0013 JD3	0.00099 JD3	0.0078	ND
November-16	0.00023 J	0.0008	0.00041 J	0.00086	0.0515	NS	0.0018	ND	0.0017 JD3	0.0141	ND	0.00054	0.0005	0.0017	0.00027 J
May-17	0.0011	0.00046 J	0.0016	0.00053	0.0399	NS	0.0069	0.00094 B	0.0012	0.018	0.00052 B	0.0008	0.0011	0.0035	0.00016 J

ND: Non-Detect      NS: Not Sampled

Note: Asterisk indicates wells were replaced immediately prior to the May 2020 event. Results shown before this date are from the original well, while results shown after this date are for the replacement well.

Event Date	CP02-PZM007	CP05-PZM008	CP07-PZM006	CP08(R)-PZM008*	CP09-PZM010	CP10-PZM008	CP11-PZM010	CP12-PZM012	CP14-PZM009	CP15-PZM020	CP16-PZM008	CP18(R)-PZM009*	CP19(R)-PZM008*	CP20-PZM011	CP21-PZM004
November-17	0.0032	NS	0.00072	0.00054	0.0531	0.0039	0.0045	0.00034 J	0.00061	0.0141	0.0004 J	0.00039 J	0.0011	0.0095	0.013
May-18	0.0238	0.0012	0.00073	0.0013	0.033	0.0161	0.0037	ND	0.0022	0.037	0.00032 J	0.00023 J	0.0021	0.0457	0.0021
December-18	0.0034	0.0021	0.00085	0.0011	0.0308	0.0074	0.0011	0.00023 J	0.0005	0.0263	ND	0.0002 J	0.0017	0.0276	0.0107
May-19	0.00026 J	0.0018	0.00094	0.0009	0.043	ND	0.0018	ND	0.0024	0.0307	0.0005 J	0.00044 J	0.002	0.0225	0.001
November-19	0.0011 J4c	0.00072 JB	0.0008 JB5c7c	0.0017 JB4c5c	0.0734 4c	0.0312 1c8c6c	0.0336 6c8c	0.00066 JB	0.003 J4c	0.0221	0.0012 JB	0.0018 JB4c5c	0.0022 JB6c8c	0.0033 JB5c7c	0.0027 JB5c7c
May-20	ND	ND	0.0012 JD3	0.0118 B	0.0496	0.0026	0.0036 B	0.00096	ND	0.0271	ND	0.0046 B	0.103	0.0165	0.004 B
December-20	0.0121	0.0011 B	NS	0.0027	0.0534	0.004	0.0011 B	0.0006	0.00092	0.027	0.00049 JB	0.0012 B	0.0023	0.0248	0.0042
May-21	0.0014	0.00031 J	0.00073	0.00072	0.0628	0.0034	0.002 JD3	0.00094	0.0031	0.027	0.00042 J	ND	0.0017	0.0041	0.169
October-21	0.0031	0.0046	0.00084	0.0033	0.0643	0.0014	0.0018	0.00051	0.00052	0.0169	0.00032 J	0.00052	0.0022	0.0033	0.0013
April-22	ND	ND	ND	0.086	0.0355	NS	0.0121	ND	ND	0.0049	ND	ND	ND	0.0053 J	0.0095 J

**Parameter: Cobalt (mg/L)**

April-11	0.0031 J	0.00052 J	ND	0.00026 J	0.00055 J	0.001 J	0.00087 J	0.00031 J	0.00079 J	0.00093 J	NS	NS	NS	NS	NS
August-11	0.0046 J	0.0014 J	0.00055 J	0.00065 J	0.001 J	0.0016 J	0.0022 J	0.00064 J	0.0019 J	0.0019 J	NS	NS	NS	NS	NS
March-13	ND	ND	ND	ND	ND	ND	ND	ND	ND	ND	NS	NS	NS	NS	NS
October-13	0.0056	ND	ND	ND	ND	0.00055	ND	ND	ND	ND	NS	NS	NS	NS	NS
April-14	0.0045	NS	ND	ND	ND	ND	ND	ND	ND	ND	NS	NS	NS	NS	NS
December-14	0.003	NS	ND	ND	ND	ND	ND	ND	ND	ND	NS	NS	NS	NS	NS
June-15	0.0046	ND	ND	ND	ND	NS	ND	ND	ND	ND	ND	0.0021	0.0012	ND	ND
December-15	0.0039	0.00026 J	0.00018 J	0.00019 J	ND	0.00027 J	ND	0.00047 J	0.00026 J	ND	0.00013 J	0.0025	0.0012	0.00029 J	0.00028 J
May-16	0.0039	0.000098 J	0.00018 JD3	ND	ND	NS	0.00012 J	0.00014 J	ND	0.00019 J	0.00006 J	0.00026 JD3	0.00034 JD3	0.00018 JD3	0.00022 JD3
November-16	0.0028	0.000046 J	0.0002 J	0.000043 J	0.000097 J	NS	0.000094 J	0.00018 JD3	ND	0.000075 J	ND	0.00023 J	0.00023 J	0.00031 J	0.00022 J
May-17	0.0042	0.000069 J	0.00021 J	0.000053 J	0.000062 J	NS	0.00012 J	ND	0.000055 J	0.0001 J	0.000033 J	0.00028 J	0.00062	0.00023 J	0.00024 J
November-17	0.0023	NS	0.00019 J	ND	ND	ND	ND	ND	ND	ND	ND	0.00018 J	0.00038 J	0.0003 J	0.00092 JD3
May-18	0.0026	ND	0.0002 J	ND	ND	0.00033 J	ND	ND	ND	ND	ND	0.0002 J	0.00092	0.00027 J	0.00029 J
December-18	0.002	0.0001 J	0.00016 J	ND	0.000093 J	0.00034 J	0.00012 J	0.00011 J	ND	0.00014 J	ND	0.00017 J	0.00042 J	0.00026 J	0.00089
May-19	0.0035	0.00017 J	0.00019 J	ND	ND	ND	0.00011 J	ND	0.00023 J	ND	ND	0.00021 J	0.00053	0.00017 J	0.00026 J

ND: Non-Detect      NS: Not Sampled

Note: Asterisk indicates wells were replaced immediately prior to the May 2020 event. Results shown before this date are from the original well, while results shown after this date are for the replacement well.

Event Date	CP02- PZM007	CP05- PZM008	CP07- PZM006	CP08(R)- PZM008*	CP09- PZM010	CP10- PZM008	CP11- PZM010	CP12- PZM012	CP14- PZM009	CP15- PZM020	CP16- PZM008	CP18(R)- PZM009*	CP19(R)- PZM008*	CP20- PZM011	CP21- PZM004
November-19	0.0028 J4c	ND	ND	ND	ND	ND	ND	ND	ND	ND	ND	ND	ND	ND	ND
May-20	0.0025	ND	ND	ND	ND	0.00028 J	ND	ND	ND	0.00014 J	ND	0.00044 JD3	0.0118	ND	0.00044 JD3
December-20	0.0026	ND	NS	ND	ND	0.00027 J	ND	ND	ND	0.00011 J	ND	0.00032 J	0.00066	0.00036 J	0.00037 J
May-21	0.0029	ND	0.0029	ND	ND	0.00024 J	ND	ND	ND	ND	ND	ND	ND	0.00017 J	0.0069
October-21	0.0035	0.000082 J	0.0002 J	0.00024 J	ND	0.0002 J	0.00011 J	ND	0.000085 J	0.00012 J	ND	0.00026 J	0.00029 J	0.00068	0.00035 J
April-22	0.0027	ND	ND	0.0008 J	ND	NS	ND	ND	ND	ND	ND	ND	ND	ND	ND

**Parameter: Copper (mg/L)**

April-11	0.01	0.0019	0.0026	0.0029	0.032	0.0077	0.0034	0.014	0.0021	0.006	NS	NS	NS	NS	NS
August-11	0.021	0.0084	0.0015	0.0023	0.0024	0.0025	0.0027	0.0014	0.0021	0.0025	NS	NS	NS	NS	NS
March-13	ND	ND	ND	ND	0.0057	ND	ND	ND	ND	ND	NS	NS	NS	NS	NS
October-13	0.0061	ND	0.00062	0.00079	0.0012	0.0048	0.00088	0.00082	0.00064	0.0088	NS	NS	NS	NS	NS
April-14	0.0091	NS	ND	ND	0.0033	0.0022	0.0015	ND	ND	0.0059	NS	NS	NS	NS	NS
December-14	0.0087	NS	ND	ND	ND	0.0043	0.0012	ND	ND	0.0459	NS	NS	NS	NS	NS
June-15	0.0432	ND	0.0026	ND	0.002	NS	ND	ND	0.0013	0.0106	0.0039	0.002	0.002	0.0014	0.001
December-15	0.0099	0.0005 JB	0.00074 J	0.0014	0.005	0.0092	0.0115	0.0021	0.0027	0.0016	0.0031	0.003	0.0015	0.0015	0.0011
May-16	0.0143	ND	ND	ND	ND	NS	ND	ND	ND	0.0028	ND	ND	ND	ND	ND
November-16	0.0047	ND	ND	ND	0.00094 J	NS	0.00044 J	ND	ND	0.0138	ND	ND	0.00062 J	0.0013	0.00073 J
May-17	0.013	ND	ND	ND	0.0012	NS	0.002	ND	ND	0.0023	ND	ND	0.0011	0.00071 J	0.0059
November-17	0.0113	NS	0.00033 J	ND	0.0011	0.0037 JD3	0.00073 J	0.00022 J	ND	0.0042	ND	ND	0.0012	0.0014	0.0015 JD3
May-18	0.0172	0.0013	0.00071 J	0.00027 J	0.001	0.0063	0.0011	ND	0.00028 J	0.0049	ND	ND	0.0013	0.0024	0.0027
December-18	0.0128	0.0009 J	ND	0.00035 J	0.0019	0.0058	0.00056 J	0.00054 J	0.0125	0.0114	ND	ND	0.0014	0.0021	0.0043
May-19	0.0068	0.00052 J	0.00046 J	0.0012	0.0019 JD3	ND	0.00082 J	ND	0.00034 J	0.0047 JD3	0.00071 J	0.00027 J	0.0016	0.0019	0.0017
November-19	0.0083 4c	ND	ND	ND	ND	0.0169 6c8c	ND	ND	ND	0.0083	ND	ND	ND	ND	ND
May-20	0.0056	ND	ND	ND	ND	0.0045	ND	0.00068 J	ND	0.108	ND	ND	0.0308	ND	ND
December-20	0.009	0.00051 J	NS	ND	0.00087 J	0.0044	ND	ND	ND	0.0045	ND	0.0007 J	0.0016	0.0038	0.00098 J
May-21	0.0126	0.00076 J	ND	ND	ND	0.003	ND	ND	ND	0.0118	0.00095 J	ND	ND	0.0012	0.0297
October-21	0.0114	ND	ND	0.0021	ND	0.00096 J	ND	ND	ND	0.004	ND	ND	0.00086 J	0.0021	0.00081 J

ND: Non-Detect      NS: Not Sampled

Note: Asterisk indicates wells were replaced immediately prior to the May 2020 event. Results shown before this date are from the original well, while results shown after this date are for the replacement well.

Event Date	CP02-PZM007	CP05-PZM008	CP07-PZM006	CP08(R)-PZM008*	CP09-PZM010	CP10-PZM008	CP11-PZM010	CP12-PZM012	CP14-PZM009	CP15-PZM020	CP16-PZM008	CP18(R)-PZM009*	CP19(R)-PZM008*	CP20-PZM011	CP21-PZM004
April-22	0.0035	ND	ND	0.0057	ND	NS	0.0097	ND	ND	0.0018 J	ND	ND	ND	ND	ND

**Parameter: Hardness (mg/L)**

April-11	1,200	1,700	300	790	1,600	2,000	2,100	980	2,300	1,900	NS	NS	NS	NS	NS
August-11	1,500	1,900	320	840	1,300	2,000	2,000	720	2,200	1,900	NS	NS	NS	NS	NS
March-13	1,280	1,560	300	940	1,730	1,890	1,940	1,140	2,060	1,780	NS	NS	NS	NS	NS
October-13	1,150	1,500	332	911	1,560	1,780	2,000	972	1,930	1,780	NS	NS	NS	NS	NS
April-14	780	NS	284	897	1,480	1,870	2,020	1,300	2,040	1,760	NS	NS	NS	NS	NS
December-14	837	NS	335	909	1,770	1,730	1,830	1,470	1,970	1,640	NS	NS	NS	NS	NS
June-15	828	1,550	353	928	1,240	NS	2,000	1,500	2,190	1,990	1,990	1,340	1,340	531	406
May-16	1,270	1,640	335	878	1,570	NS	2,180	1,190	2,120	2,110	2,420	153	1,090	483	491
November-16	966	1,620	347	824	2,150	NS	1,900	1,500	2,040	1,680	1,870	1,020	1,190	615	400
May-17	1,250	1,400	343	816	881	NS	1,600	820	2,010	1,490	1,600	995	967	530	627
November-17	919	NS	373	864	1,630	1,970	2,030	1,640	2,010	1,620	2,100	1,040	1,220	619	772
May-18	583	1,630	345	789	1,080	1,820	1,960	1,450	2,280	1,620	1,970	1,180	1,080	511	645
December-18	462	1,280	335	724	1,040	2,110	1,750	1,680	2,030	1,720	1,960	922	269	445	889
May-19	987	1,340	293	856	867	2,030	2,010	917	2,070	1,850	2,000	1,200	1,190	393	494
November-19	1,050 4c	1,410	339 5c7c	882 4c5c	1,700 4c	1,610 6c8c	1,630 6c8c	1,390	2,190 4c	1,730	2,050	1,170 4c5c	1,200 6c8c	544 5c7c	838 5c7c
May-20	749	1,470	355	721	1,140	1,970	933	1,170	2,040	1,690	1,890	1,030	1,110	366	570
December-20	634	1,550	NS	1,520	1,530	1,850	1,990	1,670	2,340	1,900	1,990	1,210	955	164	745
May-21	942	1,470	360	793	1,330	1,820	2,200	1,330	1,900	1,810	1,940	1,270	1,030	401	918
October-21	859	1,420	350	1,030	931	1,780	1,950	875	1,890	1,680	1,960	883	833	381	737

**Parameter: Iron (mg/L)**

April-11	0.13 B	ND	0.041 B	0.36 B	ND	0.57 B	ND	0.12 B	ND	ND	NS	NS	NS	NS	NS
August-11	0.4	0.16 J	ND	ND	ND	ND	0.2 J	ND	ND	ND	NS	NS	NS	NS	NS
March-13	ND	ND	ND	ND	ND	0.43	ND	ND	ND	ND	NS	NS	NS	NS	NS
October-13	0.0863	ND	ND	0.166	ND	1.41	0.0873	ND	ND	0.0703	NS	NS	NS	NS	NS

ND: Non-Detect      NS: Not Sampled

Note: Asterisk indicates wells were replaced immediately prior to the May 2020 event. Results shown before this date are from the original well, while results shown after this date are for the replacement well.

Event Date	CP02- PZM007	CP05- PZM008	CP07- PZM006	CP08(R)- PZM008*	CP09- PZM010	CP10- PZM008	CP11- PZM010	CP12- PZM012	CP14- PZM009	CP15- PZM020	CP16- PZM008	CP18(R)- PZM009*	CP19(R)- PZM008*	CP20- PZM011	CP21- PZM004
April-14	0.277	NS	ND	0.0811	ND	0.605	ND	0.0954	ND	0.0651	NS	NS	NS	NS	NS
December-14	ND	NS	ND	0.0576	ND	0.654	0.0997	0.0625	ND	0.123	NS	NS	NS	NS	NS
June-15	0.317	0.253	0.286	0.292	ND	NS	0.108	0.081	0.245	0.0659	0.737	1.81	1.64	0.879	0.489
December-15	0.185	0.0987	0.0397 J	0.0869	ND	0.431	0.0619	0.418	3.45	0.113	0.214	2.02	0.394	0.238	0.031 J
May-16	0.101 J	0.0774	ND	ND	ND	NS	0.0835	ND	ND	0.022 J	0.0233 J	0.278	ND	ND	ND
November-16	0.0702	0.036 J	0.0223 J	0.0522	ND	NS	0.0714	ND	0.172 JD3	0.059	ND	0.142	0.0382 J	0.206	ND
May-17	0.112	0.102	0.0312 J	0.0411 J	0.054	NS	0.142	0.0634	0.137	0.0232 J	0.0226 J	0.16	0.132	0.0836	0.0189 J
November-17	0.0469 J	NS	0.0264 J	0.078	0.03 J	0.812	0.124	0.0742	0.0569	0.0306 J	0.0272 J	0.133	0.0829	0.306	3.17
May-18	0.0953	0.0306 J	0.0249 J	0.0755	0.0194 J	1.68	0.118	ND	0.292	0.0158 J	0.0262 J	0.116	0.259	0.345	0.386
December-18	0.0813	0.0184 J	0.0384 JB	0.0998	0.012 J	1.35	0.0683	0.0145 J	0.0625	0.0322 JB	0.0141 JB	0.152	0.163	0.397	2.09
May-19	0.219	0.0363 J	0.108	0.082	0.0552 JD3B	0.331	0.2	0.0328 JD3	0.305	ND	0.0531	0.314	0.156	0.16	0.207
November-19	0.163 JD3	ND	0.0133 J	0.0211 J	0.0217 J	0.288	0.0931	0.0459 J	0.244 JD3	0.0455 J	ND	0.196	0.0523	0.0169 J	0.268
May-20	0.129 JD3	ND	0.143 JD3	1.27	0.0636 JD3	0.626	0.261	0.0338 J	ND	0.0716	ND	0.55	19.2	0.291	0.761
December-20	0.2	0.0229 J	NS	0.401	0.0383 J	0.864	0.0747	0.0283 J	0.0957	0.0277 J	0.0496 J	0.164	0.342	1.53	0.769
May-21	0.139	0.0511	ND	45	ND	0.413	0.0712 JD3	0.105	0.428	ND	ND	0.0856	ND	0.0167 J	31.5
October-21	0.696	0.0199 J	0.136	0.859	ND	0.37	0.079	0.0342 J	0.037 J	0.0267 J	0.0158 J	0.0756	0.109	0.336	0.246
April-22	0.0833	0.0392 J	0.0201	14.9	0.018 J	NS	1.22	0.0656 J	0.0802 J	0.0302	ND	0.181	0.262	0.939	1.94

**Parameter:** Lead (mg/L)

April-11	0.0036 B	ND	0.00048 JB	0.001 B	0.074 B	0.0025 B	0.00084 JB	0.00078	0.00063 JB	0.0017 B	NS	NS	NS	NS	NS
August-11	0.0076	0.0003 J	0.00026 J	ND	0.007	0.0013	0.0018	ND	ND	0.001	NS	NS	NS	NS	NS
March-13	ND	ND	ND	ND	0.031	ND	ND	ND	ND	0.0041	NS	NS	NS	NS	NS
October-13	0.00072	0.00028	ND	0.0005	0.003	0.006	0.00013	0.00019	0.0001	0.0062	NS	NS	NS	NS	NS
April-14	0.001	NS	0.00014	0.00013	0.0126	0.0031	0.00094	0.00026	0.00016	0.011	NS	NS	NS	NS	NS
December-14	0.00053	NS	0.00011	ND	0.0032	0.0049	0.0011	ND	0.00012	0.0535	NS	NS	NS	NS	NS
June-15	0.01	0.0001	0.0043	0.00032	0.0062	NS	0.00047	0.00015	0.00032	0.0093	0.0019	0.0019	0.001	0.0013	0.0019
December-15	0.0018	0.000097 J	0.00014	0.00028	0.0068	0.005	0.00029	0.0013	0.00035	0.0001	0.00048	0.0022	0.00076	0.00055	0.00029
May-16	0.0035	0.00055	ND	ND	0.0049	NS	0.00015 B	0.00027 JB	ND	0.0121	0.000037 JB	0.0001 JD3	0.00052	0.00018 JD3	0.00028 JD3

ND: Non-Detect      NS: Not Sampled

Note: Asterisk indicates wells were replaced immediately prior to the May 2020 event. Results shown before this date are from the original well, while results shown after this date are for the replacement well.

Event Date	CP02- PZM007	CP05- PZM008	CP07- PZM006	CP08(R)- PZM008*	CP09- PZM010	CP10- PZM008	CP11- PZM010	CP12- PZM012	CP14- PZM009	CP15- PZM020	CP16- PZM008	CP18(R)- PZM009*	CP19(R)- PZM008*	CP20- PZM011	CP21- PZM004
November-16	0.00033	0.000072 JB	0.000083 JB	0.0002	0.0041	NS	0.00022 B	0.000065 JD3B	0.00014 JD3B	0.015	0.0001 JB	0.0001 B	0.00021	0.00067	0.00027
May-17	0.0034	0.0001	0.0001	0.00012	0.0067	NS	0.0017	0.00014	0.00009 J	0.0028	0.000027 J	0.00016	0.0004	0.00033	0.00049
November-17	0.0013	NS	0.00012 B	0.00037	0.0041	0.0037	0.00063	0.000094 JB	0.000051 J	0.0029	0.00012 B	0.000083 JB	0.00076	0.00083	0.0022
May-18	0.0067	0.0012	0.00014	0.0002	0.008	0.0056	0.00079	0.000065 J	0.00026	0.0053	0.000061 J	0.000034 J	0.00076	0.001	0.0012
December-18	0.0018	0.00046	0.00013	0.00015	0.009	0.0064	0.00018	0.00029	0.0001 B	0.0111	0.000046 J	ND	0.00074	0.0012	0.0067
May-19	0.00035	0.00021	0.00067	0.00012	0.0086	ND	0.0005	ND	0.00035	0.0058	0.00011	0.00014	0.0008	0.00064	0.00069
November-19	0.001	ND	ND	ND	0.0021	0.0142	0.002	ND	0.0002	0.006	ND	0.00021	0.0002	0.00024	0.00058
May-20	0.00038 JD3	ND	0.00054	0.0021	0.0072	0.0029	0.0016	0.00021	0.0013 B	0.0932	ND	0.0004 JD3	0.0261	0.001	0.0023
December-20	0.00067	0.00024	NS	0.00058	0.0035	0.0027	0.00026	0.000089 J	0.00019	0.0015	0.000044 J	0.00049	0.0012	0.0076	0.0023
May-21	0.0011	0.00011	ND	ND	0.0025	0.0011	0.0005 JD3	0.00023	0.00049	0.0208	0.00037	0.00018	0.00012	0.00018	0.0802
October-21	0.003	0.00012	0.00024	0.0042	0.0014	0.00053	0.00035	0.000038 J	0.00011	0.0021	0.000044 J	0.00027	0.00065	0.0019	0.00064
April-22	ND	ND	ND	0.0121	0.0013	NS	0.0125	ND	ND	0.0019	ND	ND	ND	0.0036	0.0034

**Parameter: Magnesium (mg/L)**

April-11	25	0.021	0.12	0.18	7.3	0.19	0.024	5.7	0.11	0.022	NS	NS	NS	NS	NS
August-11	28	0.32 J	0.15 J	ND	0.27 J	0.26 J	0.17 J	1.3	ND	ND	NS	NS	NS	NS	NS
March-13	20.1	ND	ND	ND	22.3	ND	ND	7.78	ND	ND	NS	NS	NS	NS	NS
October-13	17.1	ND	ND	0.292	0.208	1.12	ND	ND	ND	ND	NS	NS	NS	NS	NS
April-14	13.3 M6	NS	ND	ND	5.65	ND	ND	2.65	ND	0.234	NS	NS	NS	NS	NS
December-14	13.2	NS	ND	ND	0.66	0.976	ND	0.525	ND	1.47	NS	NS	NS	NS	NS
June-15	10.4	ND	0.425	ND	1.25	NS	ND	1.53	0.916	0.369	1.16	1.72	1.07	0.696	1.11
December-15	12.4	0.0743	0.0539	0.0752	5.8	0.115	0.0126	3.67	91	0.094	0.267	1.7	0.604	0.244	0.503
May-16	15.9	0.0678	0.0373 JD3	0.0479 JD3	0.645	NS	0.0405	0.947	0.0345 J	0.057	0.0475	0.146	0.111	0.0609	0.284
November-16	12	0.0109 B	0.0213	0.056	0.586	NS	0.0155 B	1.86	0.186	0.184	ND	0.0911	0.053	0.186	0.146
May-17	15.3	0.0392	0.0846	0.0365	3.42	NS	0.0442	1.18	0.113	0.0313	0.0239	0.084	0.232	0.0642	0.378
November-17	12.5 M6	NS	NS	0.0787	4.42	NS	NS	NS	0.0578	0.0905	NS	0.0939	0.146	0.235	3.55
May-18	8.54	0.0329	0.116	0.0772	6.47	0.971	0.0738	1.59	0.376	0.0744	0.0243	0.0347	0.426	0.234	2.64

ND: Non-Detect      NS: Not Sampled

Note: Asterisk indicates wells were replaced immediately prior to the May 2020 event. Results shown before this date are from the original well, while results shown after this date are for the replacement well.

Event Date	CP02-PZM007	CP05-PZM008	CP07-PZM006	CP08(R)-PZM008*	CP09-PZM010	CP10-PZM008	CP11-PZM010	CP12-PZM012	CP14-PZM009	CP15-PZM020	CP16-PZM008	CP18(R)-PZM009*	CP19(R)-PZM008*	CP20-PZM011	CP21-PZM004
December-18	7.16	0.0077 J	0.0676	0.0296	1.22	0.639	0.0154	0.242	3.71	0.0559	0.0173	0.0199	0.187	0.38	4.09
May-19	14.8	0.0289	0.113	0.0538	6.14	0.0566	0.14	0.662	0.335	0.0424 JD3	0.0906	0.0686	0.231	0.132	2.66
November-19	14.4	0.0387 JD3	0.0406	0.0209	4.2	0.145	0.0186	2.21	0.284	0.0277	0.0112	0.0398	0.0582	0.0331	2.5
May-20	10.7	0.144	0.0946	0.523	16.9	0.144	0.0911	4.11	0.0763	0.234	0.0225 JD3	0.227	5.54	0.205	2.51
December-20	8.45	0.0329	NS	0.325	2.74	0.286	0.0323	1.93	0.106	0.0303	0.035 B	0.0836	0.164	1.41	2.32 M1
May-21	12.9	0.0304	0.127	153	0.76	0.117	0.0602	6.68	0.493	0.0422	0.0435	0.0538	0.049	0.0287	8.68
October-21	10.7	0.0303	0.0957	1.91	0.483	0.0742	0.0466	0.725	0.0768	0.038	0.0436	0.0475	0.078	0.343	2.55
April-22	16.2	ND	ND	13.2	1.52	NS	0.867	4.63	0.0748 J	ND	ND	0.0802 J	0.177 J	1.24	4.41

**Parameter: Manganese (mg/L)**

April-11	1.2	0.0025	0.0033	0.046	0.0083	0.026	0.0015	0.029	0.015	0.00086 J	NS	NS	NS	NS	NS
August-11	2.2	0.041	0.001	0.0048	0.00064 J	0.00078 J	0.00094 J	0.0012	0.0033	0.0013	NS	NS	NS	NS	NS
March-13	0.97	ND	ND	ND	0.007	ND	ND	ND	0.028	ND	NS	NS	NS	NS	NS
October-13	1.11 M1	0.0037	ND	0.0367	ND	0.153	0.0015	0.0015	0.0029	0.0084	NS	NS	NS	NS	NS
April-14	1.17 M6	NS	0.002	0.0153	0.0052	0.0262	0.0343	0.0083	0.021 2c	0.0046	NS	NS	NS	NS	NS
December-14	0.666	NS	0.0011	0.0071	ND	0.029	0.0062	0.0052	0.0026	0.0173	NS	NS	NS	NS	NS
June-15	0.708	0.0372	0.0466	0.046	0.0017	NS	0.0114	0.0071	0.037	0.0062	0.135	0.346	0.357	0.176	0.154
December-15	0.918	0.0142	0.0029	0.0176	0.0104	0.0203	0.0017 B	0.0554	0.678	0.0205	0.0415	0.369	0.0915	0.0461	0.0068
May-16	0.876	0.0101	0.0014 JD3	0.0052	0.0019 JD3	NS	0.0019	0.0073	0.0031 D3	0.0012	0.0035	0.0258	0.0132	0.004 D3	0.0008 JD3
November-16	0.845	0.0025	0.0019	0.0121	0.0011	NS	0.0018	0.0031	0.0384	0.0072	0.0032	0.0139	0.0067	0.0341	0.00067
May-17	0.953 M1	NS	0.0018	0.0069	0.0044	NS	0.0107	0.0054	0.0262	0.0014	0.0047	0.0159	0.0321	0.0117	0.0023
November-17	0.296	NS	0.0025	0.0102	0.002	0.0621	0.0067	0.0027	0.0092	0.0023	0.0041	0.0129	0.0161	0.0377	0.924
May-18	0.434	0.0007	0.004	0.0124	0.0025	0.17	0.0102	ND	0.0629	0.00095 B	0.0037	0.0031	0.0608	0.0437	0.42
December-18	0.215	0.00044 J	0.0045	0.0043	0.001	0.104	0.0031	0.0016	0.0211	0.0021 JD3	0.0026	0.003	0.0268	0.0616	0.742
May-19	1.22	0.00072	0.0108	0.0058	0.0059	ND	0.0262	0.002 JD3	0.0596	ND	0.0088	0.0092	0.0302	0.0211	0.399
November-19	1.1 4c	ND	ND	0.0082 4c5c	0.0033 J4c	0.0159 6c8c	0.0048 J6c8c	0.0229	0.0567 4c	0.0023 J	0.0021 J	0.008 4c5c	0.0106 6c8c	0.0028 J5c7c	0.202 5c7c
May-20	0.832	0.0032	0.0132	0.211	0.0061	0.0212	0.0204	0.0033	0.0098	0.0071	0.0017 JD3	0.0978	6.07	0.0362	0.549

ND: Non-Detect      NS: Not Sampled

Note: Asterisk indicates wells were replaced immediately prior to the May 2020 event. Results shown before this date are from the original well, while results shown after this date are for the replacement well.



Event Date	CP02-PZM007	CP05-PZM008	CP07-PZM006	CP08(R)-PZM008*	CP09-PZM010	CP10-PZM008	CP11-PZM010	CP12-PZM012	CP14-PZM009	CP15-PZM020	CP16-PZM008	CP18(R)-PZM009*	CP19(R)-PZM008*	CP20-PZM011	CP21-PZM004
December-20	0.758	0.00068	NS	0.084	0.0048	0.0474	0.0014	0.0025	0.0106	0.0017	0.0036	0.0225	0.0425	0.171	0.291 M1
May-21	0.929	0.0021	0.0015	0.823	ND	0.014	0.0022 JD3B	0.0083	0.0857	ND	0.00081	0.0059	0.0048	0.0015	7.2
October-21	1.11	0.00059	0.0149	0.0571	0.0011	0.0061	0.0052	0.0015	0.0021	0.0018	0.0028	0.008	0.017	0.0395	0.233
April-22	1.09	ND	0.0014 J	5.34	0.0024 J	NS	0.192	0.0049 J	0.0105 J	0.0019 J	ND	0.0243	0.0504	0.211	1.1

**Parameter: Mercury (mg/L)**

April-11	ND	ND	ND	ND	ND	0.00021	ND	ND	ND	ND	NS	NS	NS	NS	NS
August-11	ND	ND	ND	ND	ND	ND	ND	ND	ND	ND	NS	NS	NS	NS	NS
March-13	ND	ND	ND	ND	ND	0.0003	ND	ND	ND	ND	NS	NS	NS	NS	NS
October-13	ND	ND	ND	ND	ND	0.00029	ND	ND	ND	ND	NS	NS	NS	NS	NS
April-14	ND	NS	ND	ND	ND	0.00022	ND	ND	ND	ND	NS	NS	NS	NS	NS
December-14	ND	NS	ND	ND	ND	0.0002	ND	ND	ND	ND	NS	NS	NS	NS	NS
June-15	ND	ND	ND	ND	ND	NS	ND	ND	ND	ND	ND	ND	ND	ND	ND
December-15	0.00003 JB	ND	ND	0.00003 JB	ND	0.00009 J	ND	ND	ND	ND	ND	ND	0.00003 JB	ND	ND
May-16	ND	ND	ND	ND	ND	NS	ND	ND	ND	ND	ND	ND	ND	ND	ND
November-16	ND	0.0001 JB	ND	ND	0.000082 JB	NS	0.0001 JB	ND	ND	0.00013 JB	ND	ND	ND	ND	ND
May-17	ND	ND	ND	ND	ND	NS	0.000035 J	ND	ND	0.000035 J	ND	ND	ND	ND	ND
November-17	ND	NS	ND	ND	ND	0.00014 J	ND	ND	ND	ND	ND	ND	ND	ND	ND
May-18	ND	ND	ND	ND	ND	0.00017 J	ND	ND	ND	ND	ND	ND	ND	ND	ND
December-18	0.000088 J	ND	ND	ND	ND	0.00027	ND	ND	ND	ND	ND	ND	ND	ND	0.000087 J
May-19	ND	ND	ND	ND	ND	0.00019 J	ND	ND	ND	ND	ND	ND	ND	ND	ND
November-19	0.00005 JB	ND	ND	ND	ND	ND	ND	0.00004 JB	0.00003 JB	0.00004 JB5c	ND	ND	ND	ND	ND
May-20	ND	ND	ND	ND	ND	0.00015 J	ND	ND	ND	ND	ND	ND	ND	ND	ND
December-20	ND	ND	NS	ND	ND	0.00017 J	ND	ND	ND	ND	ND	ND	ND	ND	ND
May-21	ND	ND	ND	ND	ND	0.00012 J	ND	ND	ND	ND	ND	ND	ND	ND	ND
October-21	ND	ND	ND	ND	ND	0.00013 J	ND	ND	ND	ND	ND	ND	ND	ND	ND
April-22	ND	ND	ND	ND	ND	NS	ND	ND	ND	ND	ND	ND	ND	ND	ND

ND: Non-Detect      NS: Not Sampled

Note: Asterisk indicates wells were replaced immediately prior to the May 2020 event. Results shown before this date are from the original well, while results shown after this date are for the replacement well.

Event Date	CP02- PZM007	CP05- PZM008	CP07- PZM006	CP08(R)- PZM008*	CP09- PZM010	CP10- PZM008	CP11- PZM010	CP12- PZM012	CP14- PZM009	CP15- PZM020	CP16- PZM008	CP18(R)- PZM009*	CP19(R)- PZM008*	CP20- PZM011	CP21- PZM004
------------	-----------------	-----------------	-----------------	---------------------	-----------------	-----------------	-----------------	-----------------	-----------------	-----------------	-----------------	---------------------	---------------------	-----------------	-----------------

**Parameter: Nickel (mg/L)**

April-11	0.0082	0.022	0.0079	0.01	0.02	0.036	0.031	0.012	0.027	0.04	NS	NS	NS	NS	NS
August-11	0.018	0.043	0.012	0.019	0.029	0.051	0.052	0.018	0.058	0.062	NS	NS	NS	NS	NS
March-13	ND	0.0055	0.0065	ND	0.0067	ND	0.0086	ND	0.0043	0.013	NS	NS	NS	NS	NS
October-13	0.0021	0.0091	0.0074	0.0025	0.0015	0.0152	0.0095	0.0031	0.0049	0.0093	NS	NS	NS	NS	NS
April-14	0.0011	NS	0.0065	0.0024	0.0032	0.0126	0.0068	0.0041	0.0032	0.0079	NS	NS	NS	NS	NS
December-14	0.0017	NS	0.008	0.0012	ND	0.012	0.0068	0.0032	0.0035	0.0118	NS	NS	NS	NS	NS
June-15	0.0015	0.0075	0.0073	0.002	0.0013	NS	0.0059	0.0042	0.0034	0.0077	0.0027	0.0019	0.0031	0.0041	0.0081
December-15	0.0011	0.0074	0.0079	0.0021	0.0026	0.0109	0.0071	0.0055	0.0035	0.0021	0.0026	0.0037	0.0028	0.0028	0.0077
May-16	0.00079 JD3	0.0087	0.0063	0.0015 JD3	0.0011 JD3	NS	0.0088	0.002 J	0.0027	0.0089	0.0031	0.0014 JD3	0.0021 JD3	0.0029	0.0079
November-16	0.00053	0.0085	0.0052	0.0013	0.0024	NS	0.0069	0.0035	0.0028	0.0105	0.0029	0.00093	0.0019	0.0026	0.007
May-17	ND	0.0057	0.0041	0.0012	0.0004 J	NS	0.006	0.0016 JD3	0.0018	0.0064	0.0019	0.001	0.0016	0.0024	0.0093
November-17	0.0011	NS	0.0056	0.0017	0.0016 B	0.0141	0.0076	0.0038	0.0021	0.0069	0.003	0.0013	0.0021	0.0012	0.0078
May-18	0.00089	0.005	0.005	0.0017	0.0022	0.0129	0.0073	0.0024	0.0029	0.0048	0.0019	0.0015	0.002	0.0012	0.0053
December-18	0.00073	0.0032	0.0078	0.0014	0.0046	0.0119	0.0055	0.0024	0.0022	0.0054	0.0017	0.00076	0.0027	0.0013	0.0054
May-19	0.00084	0.0039	0.0071	0.0017	0.00096 JD3B	0.012 D3	0.0062	0.0018 JD3B	0.0032	0.005 B	0.0024	0.0015	0.0023	0.0016	0.0042
November-19	0.0016 J4c	0.0036 JB	0.0062 J5c7c	ND	ND	0.0055 J6c8c	0.0054 J6c8c	0.0025 J	0.0026 J4c	0.0069 J	0.0038 J	ND	0.0029 J6c8c	0.0021 J5c7c	0.0044 J5c7c
May-20	ND	0.0072	0.0048	0.0024 JD3	0.0025	0.0117	0.0075	0.0026	0.0025 JD3	0.0088	0.0024 JD3	0.0013 JD3	0.007	0.0018 JD3	0.0036
December-20	0.0013	0.0036	NS	0.0054	0.0018	0.0117	0.0061	0.0041	0.0029	0.0054	0.0029	0.0017	0.0024	0.0011	0.0047
May-21	0.00086	0.0038	0.0054	ND	0.0011 JD3	0.01	0.0073	0.0038	0.0026	0.005	0.0031	0.0015	0.0022	0.002	0.0148
October-21	0.0012	0.0033	0.0058	0.0027	0.00038 J	0.0098	0.0065	0.0022	0.0028	0.0064	0.0027	0.001	0.0021	0.0021	0.003
April-22	ND	0.0049 J	0.0051	0.005	0.0011 J	NS	0.0074	ND	ND	0.0079	ND	ND	ND	ND	0.0033 J

**Parameter: Nitrate (mg/L)**

April-11	ND	ND	ND	ND	ND	ND	ND	ND	ND	ND	NS	NS	NS	NS	NS
August-11	ND	ND	ND	ND	1.8	ND	0.21	ND	ND	ND	NS	NS	NS	NS	NS

ND: Non-Detect      NS: Not Sampled

Note: Asterisk indicates wells were replaced immediately prior to the May 2020 event. Results shown before this date are from the original well, while results shown after this date are for the replacement well.

Event Date	CP02- PZM007	CP05- PZM008	CP07- PZM006	CP08(R)- PZM008*	CP09- PZM010	CP10- PZM008	CP11- PZM010	CP12- PZM012	CP14- PZM009	CP15- PZM020	CP16- PZM008	CP18(R)- PZM009*	CP19(R)- PZM008*	CP20- PZM011	CP21- PZM004
March-13	ND	ND	0.36	0.19	0.18	ND	ND	0.062	ND	ND	NS	NS	NS	NS	NS
October-13	ND	ND	0.31	ND	1.9	0.55	ND	0.67	ND	ND	NS	NS	NS	NS	NS
April-14	0.83	NS	ND	ND	ND	ND	ND	ND	ND	574	NS	NS	NS	NS	NS
December-14	NS	NS	NS	ND	0.82	NS	ND	NS	ND	ND	NS	NS	NS	NS	NS
June-15	0.079	ND	0.13	ND	ND	NS	ND	ND	ND	0.14	0.19	ND	ND	0.44	ND
December-15	ND	NS	0.25	0.36	0.58	ND	ND	ND	ND	ND	ND	ND	ND	ND	ND
May-16	ND	ND	0.094 J	ND	0.59	NS	ND	0.19	ND	ND	ND	ND	ND	ND	0.018 J
November-16	ND	ND	ND	ND	1.6	NS	ND	0.17	ND	ND	ND	ND	ND	ND	ND
May-17	ND	0.076 J	0.4	ND	0.44	NS	ND	ND	ND	ND	ND	ND	ND	ND	ND
November-17	0.78	NS	0.32	ND	0.81	ND	ND	ND	ND	ND	ND	ND	ND	ND	ND
May-18	2.1	ND	ND	ND	0.24	ND	ND	ND	ND	ND	ND	ND	ND	0.32	ND
December-18	0.22	ND	0.15	ND	ND	ND	ND	ND	ND	0.17	ND	ND	ND	0.079 J	ND
May-19	ND	ND	ND	ND	0.18	ND	ND	ND	ND	1.2	ND	ND	ND	0.11	ND
November-19	0.14	ND	0.086 J	ND	1.1	0.45	ND	ND	ND	ND	ND	ND	ND	ND	ND
May-20	0.068 J	ND	0.55 J	ND	1	ND	ND	ND	ND	ND	ND	ND	ND	0.51 J	ND
December-20	0.64	ND	NS	ND	0.12	ND	ND	ND	ND	ND	ND	ND	ND	0.17	ND
May-21	0.072 J	ND	0.27 J	ND	0.71	ND	ND	ND	ND	0.32	0.12 J	ND	ND	1.3	ND
October-21	0.18	0.31 J	ND	ND	1.1	ND	ND	ND	ND	ND	ND	ND	ND	0.22	ND
April-22	ND	ND	ND	ND	0.29	NS	ND	0.054 J	ND	ND	ND	ND	ND	ND	ND

**Parameter:** Nitrite (mg/L)

April-11	ND	0.64	0.37	0.034	0.39	2.8	0.54	0.22	0.06	0.49	NS	NS	NS	NS	NS
August-11	ND	0.042	0.05	0.0081 J	0.25	0.93	1.3	0.63	0.054	0.59	NS	NS	NS	NS	NS
March-13	ND	0.18	0.21	ND	0.49	2.5	0.43	0.52	0.026	0.31	NS	NS	NS	NS	NS
October-13	ND	0.47	0.081	0.014	0.55	2.1	0.34	0.7	0.029	0.36	NS	NS	NS	NS	NS
April-14	ND	NS	0.092 H3	0.073	0.39 H3	1.9 H3	0.3 H3	ND	0.021 H3	0.25 H3	NS	NS	NS	NS	NS
December-14	NS	NS	NS	0.029	0.58 H11c	NS	0.42	NS	0.063	0.18	NS	NS	NS	NS	NS
June-15	ND	0.14 H3	0.012 H1	0.01 H1	0.27 H1	NS	0.27 M1	ND	0.055 H1	0.6 H1	0.074 H1	0.23	0.24	0.66 H1	ND

ND: Non-Detect      NS: Not Sampled

Note: Asterisk indicates wells were replaced immediately prior to the May 2020 event. Results shown before this date are from the original well, while results shown after this date are for the replacement well.

Event Date	CP02-PZM007	CP05-PZM008	CP07-PZM006	CP08(R)-PZM008*	CP09-PZM010	CP10-PZM008	CP11-PZM010	CP12-PZM012	CP14-PZM009	CP15-PZM020	CP16-PZM008	CP18(R)-PZM009*	CP19(R)-PZM008*	CP20-PZM011	CP21-PZM004
December-15	0.027 H1	NS	0.22	0.0059 JH1	0.58	1.8 M6	0.26 M1	0.47	0.066	0.35	0.15	0.16	0.13 H1	0.45	ND
May-16	ND	0.2	0.017 B	0.003 JM1	0.22	NS	0.25	0.57	0.059	0.68	0.07	0.17	0.089	1	ND
November-16	ND	0.11	0.0025 J	0.0039 J	0.75	NS	0.35	0.33	0.077	0.15	0.069	0.099	0.072	0.026	ND
May-17	ND	0.0032 J	0.013	ND	0.2	NS	0.24	0.2	0.014	0.56	0.042	0.027	0.044	0.52	ND
November-17	0.0093 J2c	NS	0.014 3c	0.016 2c	1	1.3 3c	0.26 3c	0.44 3c	0.054	0.61	0.056 3c	0.054 2c	0.18 2c	0.65 2c	0.49 2c
May-18	0.16 5c	0.83 5c	0.0091 J5c	0.15 2c	0.2 3c	1.3 2c	0.24 3c	ND	0.046 2c	0.81 3c	0.06 5c	0.077 2c	0.19 2c	0.55 5c	0.032 5c
December-18	0.029	1.2 3c	ND	0.18	0.54 3c	1.8	0.25 3c	ND	0.019	1 3c	0.027 3c	0.18	0.37	0.94 3c	0.012 3c
May-19	ND	0.7 2c	0.017 2c	0.021	0.4 2c	1.7 2c	0.11 2c	0.47 3c	0.18 2c	ND	0.038 1c	0.13	0.19	0.38 2c	ND
November-19	ND	0.98 4c	0.028 ML3c	ND	0.25 3c	2.1 5c	0.81 ML5c	0.1 3c	0.13 3c	0.48 2c	0.026 3c	0.42 2c	0.14 5c	0.088 3c	0.0081 J
May-20	ND	0.49 2c	ND	0.94 3c	0.018	1.5 2c	0.22 3c	0.23 2c	0.1	ND	0.046 2c	0.45 3c	0.066	0.47 3c	ND
December-20	0.022	1 1c	NS	0.021 3c	1.6 3c	1.4 2c	0.18 1c	ND	0.11 2c	1.3 1c	0.02 3c	1 3c	0.02 3c	0.094 3c	ND
May-21	ND	0.4 2c	ND	ND	0.088 2c	1.2 2c	0.04 2c	ND	0.059 2c	0.18 2c	ND	0.52 2c	0.094 2c	0.21 2c	ND
October-21	ND	ND	ND	1.1 D4	0.14 2c	0.17	0.13 3c	0.36	0.12	0.68 D4MH	0.023 H1	0.47 3c	0.049 3c	0.057 3c	ND
April-22	ND	0.21 1c	ND	0.073 2c	0.25 2c	NS	0.38 2c	0.39 1c	0.098 1c	0.34 2c	0.017	0.26	0.0074 J	0.17 1c	ND

**Parameter: Nitrogen, Nitrate-Nitrite (mg/L)**

April-11	ND	ND	0.043 J	ND	ND	1.3	0.12	ND	0.095	0.19	NS	NS	NS	NS	NS
August-11	ND	0.05	0.077	ND	2.1	0.57	1.5	0.51	0.069	0.34	NS	NS	NS	NS	NS
October-13	ND	0.12	0.39	ND	2	0.76	ND	0.74	ND	0.17	NS	NS	NS	NS	NS
April-14	0.83	NS	ND	ND	0.051	0.44	0.087	ND	ND	574	NS	NS	NS	NS	NS
December-14	0.42	NS	0.55	NS	NS	0.42	NS	0.065	NS	NS	NS	NS	NS	NS	NS
June-15	ND	0.11	0.14	ND	0.6	NS	0.11	ND	ND	0.2	0.26	ND	0.13	0.51	ND
December-15	0.055 J	0.066 J	NS	ND	NS	NS	NS	NS	NS	NS	NS	NS	0.071 J	NS	NS
May-16	ND	0.073 J	0.11	ND	0.8	NS	0.14	0.76	ND	0.3	0.019 J	0.046 J	0.037 J	0.98	0.018 J
May-17	ND	0.079 J	0.42	ND	0.64	NS	0.27	0.24	ND	0.27	0.045 J	ND	ND	0.44 MH	ND
November-17	0.79	NS	0.33	ND	1.8	0.2	0.11	0.38	ND	0.21	ND	ND	0.056 J	0.64	ND
May-18	2.3	0.31	ND	0.073 J	0.44	0.22	0.13	ND	ND	0.36	0.039 J	0.037 J	0.08 J	0.87	ND
December-18	0.25	0.3	0.15	ND	0.19	0.22	ND	ND	0.056 J	1.2	0.034 J	ND	0.1	1	0.03 J

ND: Non-Detect NS: Not Sampled

Note: Asterisk indicates wells were replaced immediately prior to the May 2020 event. Results shown before this date are from the original well, while results shown after this date are for the replacement well.

Event Date	CP02-PZM007	CP05-PZM008	CP07-PZM006	CP08(R)-PZM008*	CP09-PZM010	CP10-PZM008	CP11-PZM010	CP12-PZM012	CP14-PZM009	CP15-PZM020	CP16-PZM008	CP18(R)-PZM009*	CP19(R)-PZM008*	CP20-PZM011	CP21-PZM004
May-19	ND	0.3 J	ND	ND	0.58	0.28	0.12	0.38	0.079 J	1.2	0.041 J	0.049 J	0.078 J	0.49	ND
November-19	0.14	ND	0.11	ND	1.3	2.5	0.72	ND	ND	ND	ND	0.12	0.04 J	0.042 J	ND
May-20	0.068 J	0.45 JD3	0.55 JD3	0.43 JD3	1.1 D3	0.33 JD3	ND	ND	ND	ND	ND	ND	ND	0.98 JD3	ND
December-20	0.67	0.57 D3	NS	ND	1.7	0.14 JD3	0.12 JD3	ND	ND	1.1 D3	ND	0.27 JD3	ND	0.26	ND
May-21	0.072 J	0.17 JD3	0.27 JD3	ND	0.8	0.3	0.16 JD3	ND	0.063 J	0.5	0.13 JD3	0.42	ND	1.5 D3	ND
October-21	0.18	0.33 JD3	ND	0.67	1.2 D3	0.37 JD3	0.16	0.2	0.065 J	0.31 D3	ND	0.49	ND	0.28	ND
April-22	ND	ND	ND	ND	0.54	NS	ND	0.44	ND	ND	ND	ND	ND	0.15	ND

**Parameter:** pH (SU)

April-11	8.49	11.9	10.9	12	12.2	9.41	12.3	11.8	12.7	12.5	NS	NS	NS	NS	NS
August-11	8.37	12.6	10.3	11.8	11.9	9.3	12.2	7.83	7.35	12.1	NS	NS	NS	NS	NS
March-13	7.6 H6	12.5 H6	7.4 H6	11.9 H6	12.2 H6	12.6 H6	12.7 H6	11.4 H6	12.7 H6	12.8 H6	NS	NS	NS	NS	NS
October-13	8.2 H6	12.3 H6	11.5 H6	11.7 H6	11.6 H6	12.4 H6	12.3 H6	11.7 H6	12.3 H6	12.3 H6	NS	NS	NS	NS	NS
April-14	8 H6	NS	11.3 H6	11.5 H6	11.9 H6	12.3 H6	12.2 H6	12 H6	12.2 H6	12.2 H6	NS	NS	NS	NS	NS
June-15	8.4 H3H6	12.4 H3H6	11.7 H3H6	11.8 H3H6	11.8 H3H6	NS	12.7 H3H6	12.4 H3H6	12.6 H3H6	12.5 H3H6	12.6 H3H6	12.2 H3H6	12.4 H3H6	11.8 H3H6	10.1 H3H6
December-15	8.3 H6H1	12.4 H6H1	11.8 H6H1	11.7 H6H1	11.7 H6H1	12.4 H6H1	12.5 H6H1	12 H6H1	12.5 H6H1	12.6 H6H1	12.6 H6H1	12.3 H6H1	12.2 H6H1	11.7 H6H1	10.3 H6H1
May-16	8.6 H6	12.5 H6H1	11.9 H6	11.8 H6H1	12 H6H1	NS	12.1 H6H1	11.5 H6H1	12.5 H6H1	12 H6H1	12.1 H6H1	12.2 H6	12.2 H6	11.8 H6H1	10.7 H6
December-20	8.7 H3H6	NS	NS	NS	NS	12.5 H3H6	NS	12.4 H3H6	12.4 H3H6	NS	12.4 H3H6	12.1 H3H6	NS	NS	NS
May-21	8.2 H3H6	12.2 H3H6	12 H3H6	6.7 H3H6	11.4 H3H6	12.5 H3H6	12.1 H6	12.1 H3H6	12.4 H3H6	12 H3H6	12.6 H3H6	12.2 H3H6	11.7 H3H6	11.6 H3H6	9.6 H3H6
October-21	NS	NS	NS	NS	NS	12.8 H3H6	12.6 H3H6	12.4 H3H6	12.7 H3H6	NS	NS	12.1 H3H6	12.1 H3H6	11.2 H3H6	NS
April-22	8.6 H3H6	12.2 H3H6	NS	NS	12 H3H6	NS	12.3 H3H6	NS	NS	12.3 H3H6	NS	NS	NS	11.5 H3H6	9.2 H3H6

**Parameter:** Potassium (mg/L)

April-11	46 B	77 B	48 B	71 B	98 B	220 B	92 B	69 B	44 B	140 B	NS	NS	NS	NS	NS
August-11	38	88	82	66	66	81	80	56	43	140	NS	NS	NS	NS	NS
March-13	51.1	57	78.3 M6	57	87.1	202	78.2	68.7	59.6	131	NS	NS	NS	NS	NS
October-13	48.4 M1	72.8	92.2	57.8	89.9	199 M1	81.2	79.8	67	131	NS	NS	NS	NS	NS
April-14	43.9 M6	NS	93	58.6	63.4	173	76.9 M6	64.2	71	122	NS	NS	NS	NS	NS

ND: Non-Detect      NS: Not Sampled

Note: Asterisk indicates wells were replaced immediately prior to the May 2020 event. Results shown before this date are from the original well, while results shown after this date are for the replacement well.

Event Date	CP02-PZM007	CP05-PZM008	CP07-PZM006	CP08(R)-PZM008*	CP09-PZM010	CP10-PZM008	CP11-PZM010	CP12-PZM012	CP14-PZM009	CP15-PZM020	CP16-PZM008	CP18(R)-PZM009*	CP19(R)-PZM008*	CP20-PZM011	CP21-PZM004
December-14	45.3 M1	NS	85.4	57.6	104	215	83	121	77.1	122	NS	NS	NS	NS	NS
June-15	38.9	81.4	83.6	61.1	69.4	NS	81.4	70.1	70.2	123	134	57.7	76.6	50.7	96.1
December-15	44.1	78.8	85.1	61.8	121	187	91.6 M1	103	54.7	61.8	87.8	51.8	73.4	54.1	114 M1
May-16	45.1	87.8	88.1	61	78.3	NS	107	97.8	68	149 M1	87.2	59.2	78.6	48.3	109
November-16	38.4	83.4 M1	87	57 M6	124	NS	107	112 M6	65.2	126	49.4	53.6	72.4	50.8	103
May-17	42.2 M1	72.1 M1	84	60.2 M1	49.6	NS	86.3	68.6	65.6	127	62.2	57.9	75.5	49	112
November-17	60.1 M6	NS	89.8	64.4	116	191 M6	98.3	112	64.7	144	68	57.8	77	39.2	119
May-18	45.4	73.8	78.9	63.4	34.8	182	92.5	72.1 M6	63.8	123	59.9	61.8	74.9	39.5	113 M1
December-18	NS	55.3	86.3	58.4	76.6	188	92.5 M1	53.8 M1	NS	140	53.5	46.5	16.3	34.3	NS
May-19	43.7	49.7	81.1	63.5	20.7	177	95.5	43.9	55.9	126	51.8 M6	49.3	66.3	26.7	90.6
November-19	43.8	58.5	89.4	60	82.8	156	80.6	101	58.4	126 P6	43.1	43.7	65.3	38.8	89.1 P6
May-20	37.4	62.6	83.1	35.3 P6	61.3	174 P6	89	72.3	47.8	125 P6	52.6	54.3	62.5	29.8	88.4
December-20	41.6	63.2	NS	48.6	76.7	143	92.5	61.9	62.2 P6	146	79.1	63.5	67.3	21.9	84.6 P6
May-21	42.5	49.2	84	50.2	75.3	159	101 P6	54.4	52.9 P6	130	72.9 P6	59.8	66.2	46.9	75.7
October-21	34	53.3	86.3	41.3	44.9	148 P6	88.4	63.5	55.5	117	75.4	49.6	56.6	47.1 P6	91.5 M1
April-22	47.4	64.6	101	50.1	71.3	NS	115	82.7	70.1	158	93.2	60.2 P6	73.5	51.9	85.1

**Parameter: Selenium (mg/L)**

April-11	0.0072	0.001 J	0.0011 J	ND	0.0023 J	ND	ND	0.0021 J	ND	ND	NS	NS	NS	NS	NS
August-11	0.0067	0.02	0.0029 J	0.0014 J	0.044	0.0084	0.0093	0.028	0.0028 J	0.01	NS	NS	NS	NS	NS
March-13	ND	ND	ND	ND	ND	ND	ND	ND	ND	ND	NS	NS	NS	NS	NS
October-13	0.103	0.00064	0.00081	ND	0.00064	0.0017	0.00084	ND	0.00054	0.0011	NS	NS	NS	NS	NS
April-14	0.139	NS	0.001	ND	0.00055	0.002	0.0006	ND	ND	0.00094	NS	NS	NS	NS	NS
December-14	0.301 M1	NS	NS	ND	ND	NS	0.001	NS	ND	0.00097	NS	NS	NS	NS	NS
June-15	0.0513	0.00084	0.0012	ND	ND	NS	0.00092	ND	0.00063	0.001	0.00069	0.00051	ND	0.0013	0.0013
December-15	0.0348	0.00065	0.00092	0.00031 J	ND	0.002	0.00089	0.00065	ND	0.00032 J	ND	0.00024 J	0.00027 J	0.0013	0.0011
May-16	0.021	0.00081	0.00089 JD3	ND	ND	NS	0.0011	ND	ND	0.0014	0.00043 J	ND	ND	0.0011 JD3	0.0011 JD3

ND: Non-Detect      NS: Not Sampled

Note: Asterisk indicates wells were replaced immediately prior to the May 2020 event. Results shown before this date are from the original well, while results shown after this date are for the replacement well.

Event Date	CP02-PZM007	CP05-PZM008	CP07-PZM006	CP08(R)-PZM008*	CP09-PZM010	CP10-PZM008	CP11-PZM010	CP12-PZM012	CP14-PZM009	CP15-PZM020	CP16-PZM008	CP18(R)-PZM009*	CP19(R)-PZM008*	CP20-PZM011	CP21-PZM004
November-16	0.0161	0.0007 M1	0.00056	0.00024 JM6	0.0006	NS	0.0009	ND	ND	0.00094	ND	0.0003 J	0.00034 J	0.00085	0.001
May-17	0.0233	0.0011 M1	0.00098	0.00025 JM1	0.00034 J	NS	0.0013	ND	0.00068	0.0012	0.00031 J	0.00043 J	0.00035 J	0.0012	0.0026
November-17	0.855	NS	0.0011	0.00036 J	0.00048 J	0.0024 JD3	0.0012	ND	0.00045 J	0.0011	0.00033 J	0.00035 J	0.00058	0.0016	0.0017 JD3
May-18	0.804	0.0013	0.00091	0.00042 J	0.00043 J	0.0022	0.0009	0.00037 J	0.00053	0.0013	0.00036 J	0.00038 J	0.00032 J	0.0027	0.0092 M1
December-18	0.552	0.00092	0.001	0.00044 J	0.00037 J	0.0024	0.00072	0.00032 J	0.0007	0.0013	0.00026 J	0.00032 J	0.00041 J	0.0021	0.00068
May-19	0.155	0.00094	0.00076	0.00038 J	ND	0.0026	0.00076	ND	0.00058	0.0015 JD3	0.0002 J	0.00044 J	0.00038 J	0.0017	0.0012
November-19	0.19 4c	ND	ND	ND	ND	ND	ND	ND	ND	ND	ND	ND	ND	ND	ND
May-20	0.181	ND	ND	0.0014 JD3	ND	0.0024	0.0011 JD3	0.00053	ND	0.0011	ND	ND	ND	0.0016 JD3	0.0018 JD3
December-20	0.311	0.0011	NS	0.0004 J	0.00069	0.0029	0.00088	0.00033 J	0.00069	0.0015	0.00032 J	0.00084	0.00036 J	0.0012	0.00068 M1R1
May-21	0.0452	0.00095	0.00067	ND	ND	0.0024	0.0011 JD3	ND	0.00058	0.0016 JD3	0.00033 J	0.00076	ND	0.0016	0.00083
October-21	0.124	0.0011	0.00056	0.0013	0.00041 J	0.0022	0.0008	0.00034 J	0.00056	0.0015	0.00019 J	0.00063	0.00027 J	0.0029	0.00071
April-22	0.0228	ND	ND	ND	ND	NS	0.0013 J	ND	ND	0.0013 J	ND	ND	ND	ND	ND

**Parameter: Silver (mg/L)**

April-11	ND	ND	ND	ND	ND	ND	ND	ND	ND	ND	NS	NS	NS	NS	NS
August-11	ND	ND	ND	ND	ND	ND	ND	ND	ND	ND	NS	NS	NS	NS	NS
March-13	ND	0.0038 D3	ND	ND	ND	ND	ND	ND	ND	ND	NS	NS	NS	NS	NS
October-13	ND	ND	ND	ND	ND	0.00054 M1	ND	ND	ND	ND	NS	NS	NS	NS	NS
April-14	ND	NS	ND	ND	ND	ND	ND	ND	ND	ND	NS	NS	NS	NS	NS
December-14	ND	NS	ND	ND	ND	ND	ND	ND	ND	ND	NS	NS	NS	NS	NS
June-15	ND	ND	ND	ND	ND	NS	ND	ND	ND	ND	ND	ND	ND	ND	ND
December-15	ND	ND	ND	ND	ND	ND	ND	ND	ND	ND	ND	ND	ND	ND	ND
November-16	0.000074 J	ND	ND	ND	0.000012 J	NS	ND	ND	ND	ND	ND	ND	ND	ND	ND
May-17	0.00011 JB	ND	ND	ND	ND	NS	ND	ND	ND	ND	ND	ND	0.000013 JB	ND	ND
November-17	ND	NS	ND	ND	ND	ND	ND	ND	ND	ND	ND	ND	ND	ND	ND
May-18	0.00087	ND	ND	ND	ND	ND	ND	ND	ND	ND	ND	ND	ND	ND	ND

ND: Non-Detect      NS: Not Sampled

Note: Asterisk indicates wells were replaced immediately prior to the May 2020 event. Results shown before this date are from the original well, while results shown after this date are for the replacement well.

Event Date	CP02-PZM007	CP05-PZM008	CP07-PZM006	CP08(R)-PZM008*	CP09-PZM010	CP10-PZM008	CP11-PZM010	CP12-PZM012	CP14-PZM009	CP15-PZM020	CP16-PZM008	CP18(R)-PZM009*	CP19(R)-PZM008*	CP20-PZM011	CP21-PZM004
December-18	0.00055	ND	ND	ND	ND	ND	ND	ND	ND	ND	ND	ND	ND	ND	ND
May-19	ND	ND	ND	ND	ND	ND	ND	ND	ND	ND	ND	ND	ND	ND	ND
November-19	ND	ND	ND	ND	ND	ND	ND	ND	ND	ND	ND	ND	ND	ND	ND
May-20	ND	ND	ND	ND	ND	ND	ND	ND	ND	ND	ND	ND	ND	ND	ND
December-20	0.00033 J	ND	NS	ND	ND	ND	ND	ND	0.000097 J	ND	ND	ND	ND	ND	ND
May-21	ND	ND	ND	ND	ND	ND	0.00046 JD3	ND	ND	ND	ND	ND	ND	ND	ND
October-21	0.00026 J	ND	ND	ND	ND	0.0003 J	ND	ND	ND	ND	ND	ND	ND	ND	0.0002 J
April-22	ND	ND	ND	ND	ND	NS	ND	ND	ND	ND	ND	ND	ND	ND	ND

**Parameter: Sodium (mg/L)**

April-11	120	210	120	62	1,200	370	270	970	72	390	NS	NS	NS	NS	NS
August-11	140	600	170	77	1,700	270	270	990	95	300	NS	NS	NS	NS	NS
March-13	118	184	152 M6	53	1,910	336	242	2,010	92.4	367	NS	NS	NS	NS	NS
October-13	97.4 M1	321	169	52.7	2,500	357 M1	266	1,700	91.9	232	NS	NS	NS	NS	NS
April-14	70.4 M6	NS	151	52.7	1,100	322	149 M6	281	91.2	209	NS	NS	NS	NS	NS
December-14	65.8 M1	NS	135	49.6	2,680	385	194	2,000	95.9	349	NS	NS	NS	NS	NS
June-15	49.5	311	141	56.6	1,300	NS	144	330	83.9	234	96.4	67.4	99	80.7	80.2
December-15	62.4	237	150	54	3,190	310	175 M1	1,990	874	65.3	66.5	47.8	92.2	70	91 M1
May-16	67.4	370	136	54	1,700	NS	316	1,840	71.4	284 M1	84.7	66.2	108	54	76.8
November-16	54.5	401 M1	131	51.2 M6	3,680	NS	264	2,230 M6	70.8	178	65.3	53.5	84.7	75.3	69.1
May-17	65.9	363 M1	116	54.7 M1	1,050	NS	344	1,290	70.9	294	62.4	68	92	71.8	99
November-17	70.5 M6	NS	126	58.2	2,360	332 M6	377	2,590	70.2	226	69.9	53.7	83.6	43.3	93.8
May-18	42.7	226	113	53.2	559	295	308	800 M6	68.6	184	61.5	72.6	91.2	40.1	78.3 M1
December-18	42.4	86.2	119	50.4	497	280	124 M1	112 M1	85.8	209	50.4	43.5	88.1	38.1 M1	76.3
May-19	61.8	96.1	101	54.9	392	298	130	327	62.2	186	52 M6	55	80	30.5	55.9
November-19	57.9	268	114	56.2	2,500	233	418	2,480	65.9	245 P6	62.2	49.8	83.1	44.2	68.8 P6
May-20	50.2	348	109	32.8 P6	1,270	292 P6	179	1,520	56.5	312 P6	70.3	58.2	83.6	32.6	55.2
December-20	44.5	84.4	NS	34.2	1,640	232	154	299	73.4 P6	206	137	58.7	82.7	17.1	76.2 P6

ND: Non-Detect      NS: Not Sampled

Note: Asterisk indicates wells were replaced immediately prior to the May 2020 event. Results shown before this date are from the original well, while results shown after this date are for the replacement well.



Event Date	CP02-PZM007	CP05-PZM008	CP07-PZM006	CP08(R)-PZM008*	CP09-PZM010	CP10-PZM008	CP11-PZM010	CP12-PZM012	CP14-PZM009	CP15-PZM020	CP16-PZM008	CP18(R)-PZM009*	CP19(R)-PZM008*	CP20-PZM011	CP21-PZM004
May-21	50.6	97.3	109	1,630	1,530	254	145 P6	269	62.3 P6	181	132 P6	70	86.2	54.2	81.4
October-21	38.9	117	104	31.7	1,180	232 P6	164	924	66.1	180	143	49.1	67.6	57.8 P6	67.3 M1
April-22	56.3	277	141	40.9	1,090	NS	ND	1,570	87.9	450	200	66.3 P6	88.3	71.9	90.3

**Parameter:** Specific Conductance (umhos/cm)

April-11	540	7,600	1,100	2,800	10,000	760	8,900	6,900	910	8,500	NS	NS	NS	NS	NS
August-11	2.7	9.9	1,300	2.1	10	700	8.2	9.4	7.4	8,700	NS	NS	NS	NS	NS
March-13	2,740	8,750	2,900	3,050	14,300	12,200	11,100	12,700	10,600	11,400	NS	NS	NS	NS	NS
October-13	2,500	8,190	2,500	3,050	15,600	11,800	10,800	11,400	9,940	10,200	NS	NS	NS	NS	NS
December-15	NS	NS	NS	NS	NS	NS	8,530	NS	NS	NS	NS	NS	NS	NS	NS
May-18	1,330	7,720	2,020	2,570	5,600	9,350	9,450	8,280	8,240	8,790	8,560	3,630	4,350	1,930	1,880
December-18	1,360	7,060	2,330	2,980	7,370	10,700	9,820	8,080	9,690	9,960	9,250	4,220	4,920	1,770	2,300
May-19	2,130	8,170	2,530	3,080	4,880	11,600	9,340	6,410	10,400	9,220	9,810	4,660	5,440	1,780	1,660
November-19	2,340	9,760	2,550	3,320	17,300	12,000	11,700	18,700	11,600	11,500	10,600	5,510	5,470	2,290	2,340
May-20	1,690	10,700	2,390	4,250	9,750	10,600	11,900	10,300	9,520	10,900	9,620	4,450	4,130	1,890	1,670
December-20	1,670	7,030	NS	2,890	11,400	11,500	9,710	8,390	9,100	9,700	10,300	5,300	36,900	638	2,060
May-21	2,030	8,060	2,330	10,500	11,100	10,500	10,300	8,560	10,400	10,400	10,200	4,600	4,310	1,800	2,050
October-21	2,260	6,950	2,520	4,190	8,940	11,200	10,700	10,300	10,800	11,000	10,200	4,880	4,430	1,420	2,320
April-22	2,240	8,570	2,180	2,790	9,490	NS	10,800	10,900	9,860	10,100	8,930	3,650	3,460	1,730	2,420

**Parameter:** Sulfate (mg/L)

April-11	1,300	66	300	570	310	36	13	120	100	3.1	NS	NS	NS	NS	NS
August-11	2,000 B	16 B	400	590 B	380	28 B	35 B	250 B	98 B	8.1	NS	NS	NS	NS	NS
March-13	1,460	82	345	721	471	67.6	29.6	463	156	25	NS	NS	NS	NS	NS
October-13	1,400	78.3	291	683	594	76.3	39.1	389	137	17.6	NS	NS	NS	NS	NS
April-14	945	NS	292	797	295	48.1	13.1	106	101	18.3	NS	NS	NS	NS	NS
December-14	1,230	NS	272	713	574	65.8	13.5	435	131	70.7	NS	NS	NS	NS	NS
June-15	895	43.6	275	706	358	NS	11.9	112	143	11.7	34.8	757	453	331	572

ND: Non-Detect      NS: Not Sampled

Note: Asterisk indicates wells were replaced immediately prior to the May 2020 event. Results shown before this date are from the original well, while results shown after this date are for the replacement well.

Event Date	CP02- PZM007	CP05- PZM008	CP07- PZM006	CP08(R)- PZM008*	CP09- PZM010	CP10- PZM008	CP11- PZM010	CP12- PZM012	CP14- PZM009	CP15- PZM020	CP16- PZM008	CP18(R)- PZM009*	CP19(R)- PZM008*	CP20- PZM011	CP21- PZM004
December-15	1,050	39 B	264 B	656 B	664	67.3 B	NS	444 B	145 B	16.2 BM1	62.6	479 B	461 B	430 B	618
May-16	1,310 B	25.6	282	694	416	NS	19	386	136	19.8	51.7 B	608	510	299	695
November-16	1,210	23.4	311	648	715	NS	24.7 B	484 B	121	39.1	69.2	1,160	429	595	677
May-17	1,380	62.5	296	637	327	NS	13.1	288	144	10.5	32	606	447	441	881
November-17	896	NS	286	609	559	42.4	17.8	531	154	10.8	40.5	539	409	408	926
May-18	688	61.2 JD3	276	558	268	81 JD3	ND	209	161	ND	50	733	485	401	885
December-18	579	56.3 JD3	255	528	168	101	ND	86.6	152	6.2 J	34.4	387	429	271	967
May-19	928	74.3 J	241	760	178	99.5 J	7.6 J	110	148	7.6 J	51.6 J	746	467	195	680
November-19	1,190	71.2	264	441	527 MLR1	59.1	31.5	565	172	8.3 JMH	78.7	390	465	398	1,100
May-20	858	ND	303	145	376	88.9 MHM1	19.8	326	150	ND	83.6 J	560	573	173	745 MH
December-20	731	ND	NS	1,380 D3	ND	ND	ND	ND	ND	ND	ND	ND	504 D3	ND	1,040 M6
May-21	909	ND	266 4c	ND	ND	1,900 4c	ND	ND	ND	ND	ND	531 4c	439 JD34c	ND	819
October-21	1,350 3c	1,540 4c	624 3c	1,250 3c	945 4c	2,430 3c	1,650 3c	1,100 3c	1,510 3c	1,800 3c	2,270 3c	1,260 3c	1,360 3c	429 3c	1,020 MH
April-22	3,480	48.1	271	1,330	348	NS	14.5	323	217	5.6 J	78.8	647	635	368	1,020

**Parameter: Thallium (mg/L)**

April-11	0.00086 J	ND	ND	ND	0.00034 J	ND	ND	ND	ND	ND	NS	NS	NS	NS	NS
August-11	0.00037 J	0.00034 J	ND	ND	ND	ND	ND	ND	ND	ND	NS	NS	NS	NS	NS
March-13	ND	ND	ND	ND	ND	ND	ND	ND	ND	ND	NS	NS	NS	NS	NS
October-13	ND	ND	ND	ND	ND	ND	ND	ND	ND	ND	NS	NS	NS	NS	NS
April-14	ND	NS	ND	ND	ND	ND	ND	ND	ND	ND	NS	NS	NS	NS	NS
December-14	ND	NS	ND	ND	ND	ND	ND	ND	ND	0.00011	NS	NS	NS	NS	NS
June-15	ND	ND	ND	ND	ND	NS	ND	ND	ND	ND	ND	ND	ND	ND	ND
December-15	ND	ND	ND	ND	ND	ND	ND	ND	ND	ND	ND	ND	ND	ND	ND
May-16	0.00004 JD3B	0.000019 J	ND	ND	ND	NS	0.000015 JB	ND	ND	0.000059 JB	ND	ND	ND	ND	ND
November-16	0.000013 JB	0.000018 JB	ND	ND	0.000017 JB	NS	ND	ND	0.00004 JD3B	ND	0.000055 JB	ND	0.000008 JB	ND	0.000008 JB
May-17	0.000014 JB	ND	ND	ND	ND	NS	ND	ND	ND	ND	ND	ND	0.000022 JB	ND	ND

ND: Non-Detect      NS: Not Sampled

Note: Asterisk indicates wells were replaced immediately prior to the May 2020 event. Results shown before this date are from the original well, while results shown after this date are for the replacement well.

Event Date	CP02-PZM007	CP05-PZM008	CP07-PZM006	CP08(R)-PZM008*	CP09-PZM010	CP10-PZM008	CP11-PZM010	CP12-PZM012	CP14-PZM009	CP15-PZM020	CP16-PZM008	CP18(R)-PZM009*	CP19(R)-PZM008*	CP20-PZM011	CP21-PZM004
November-17	0.000082 J	NS	ND	ND	ND	ND	ND	ND	ND	ND	ND	ND	ND	ND	ND
May-18	0.000028 J	ND	ND	ND	ND	ND	ND	ND	ND	ND	ND	ND	ND	ND	ND
December-18	0.000042 J	ND	ND	ND	ND	ND	ND	ND	ND	ND	ND	ND	ND	ND	ND
May-19	ND	ND	ND	ND	ND	ND	ND	ND	ND	ND	0.000042 J	ND	ND	ND	ND
November-19	ND	ND	ND	ND	ND	ND	ND	ND	ND	ND	ND	ND	ND	ND	ND
May-20	ND	ND	ND	ND	ND	ND	ND	ND	ND	0.0003	ND	ND	ND	ND	ND
December-20	0.000065 J	ND	NS	ND	ND	ND	ND	ND	ND	ND	ND	ND	ND	ND	ND
May-21	ND	ND	ND	ND	ND	ND	ND	ND	ND	ND	ND	ND	ND	ND	ND
October-21	ND	ND	ND	ND	ND	0.000057 J	ND	ND	ND	ND	ND	ND	ND	0.00021	0.000058 J
April-22	ND	ND	ND	ND	ND	NS	ND	ND	ND	ND	ND	ND	ND	ND	ND

**Parameter: Total Dissolved Solids (mg/L)**

April-11	1,500	2,100	850	1,400	3,800	1,500 B	4,400	3,900	2,100	2,800	NS	NS	NS	NS	NS
August-11	2,600	3,300	1,100	1,300	6,200	2,300	3,500	3,300	3,200	2,600	NS	NS	NS	NS	NS
March-13	2,210	2,140	909	1,490	6,350	2,960	2,600	5,960	2,210	2,710	NS	NS	NS	NS	NS
October-13	2,140	2,160	1,060	1,450	8,570	3,070	2,560	5,710	2,250	2,700	NS	NS	NS	NS	NS
April-14	1,860	NS	1,160	1,360	5,070	3,300	2,560	2,790	2,670	2,510	NS	NS	NS	NS	NS
May-18	1,190	3,090 4c	904	1,170	2,960 2c	3,490 4c	3,260 2c	4,410 2c	2,750 1c	3,330 2c	3,410 3c	1,420	1,990 4c	963	1,590
December-18	975	1,890 2c	893	1,380 3c	293	2,560 3c	2,450 2c	2,640 2c	1,850 2c	1,150 2c	1,030 2c	1,840 3c	2,000 3c	741	1,810
May-19	1,690	1,880 1c	940 1c	1,400	2,250 3c	2,630 3c	1,880 3c	2,400 2c	2,990 3c	1,890 3c	2,750 2c	1,620 2c	1,810 2c	627	1,190
November-19	1,770	3,100 2c	1,260 4c	2,190 3c	9,900 1c	2,740 4c	2,540 4c	9,050 H12c	2,030 2c	2,280 3c	2,040 2c	2,650 3c	1,690 4c	1,600 4c	2,010 4c
May-20	1,380	2,640 3c	860 3c	730 1c	4,740 3c	2,050 4c	1,880 1c	4,660 4c	1,740 3c	1,680 3c	2,200 3c	840 1c	1,190 3c	573	1,230
December-20	1,250	1,820 2c	NS	1,380 2c	6,580 2c	3,880 3c	2,120 2c	2,310 4c	2,650 4c	2,300 2c	2,080 5c	1,010 5c	940 2c	276	1,840 2c
May-21	1,590	1,450 3c	857	4,330 3c	4,720 3c	2,230 3c	1,630 3c	1,930 3c	1,910 3c	1,900 3c	1,650 3c	1,210 3c	1,230 3c	734	1,520
October-21	1,860	1,230 3c	510 2c	1,280 2c	3,810 3c	2,200 2c	2,000 2c	3,210 2c	2,290 2c	1,880 2c	1,860 2c	990 2c	1,230 2c	726	1,610
April-22	1,640 3c	2,370 2c	750 3c	2,000 3c	4,650 3c	NS	2,440 3c	5,190 2c	2,120 2c	2,100 3c	2,040 2c	1,020 2c	1,320 2c	833	1,890

**Parameter: Turbidity (NTU)**

ND: Non-Detect      NS: Not Sampled

Note: Asterisk indicates wells were replaced immediately prior to the May 2020 event. Results shown before this date are from the original well, while results shown after this date are for the replacement well.

Event Date	CP02- PZM007	CP05- PZM008	CP07- PZM006	CP08(R)- PZM008*	CP09- PZM010	CP10- PZM008	CP11- PZM010	CP12- PZM012	CP14- PZM009	CP15- PZM020	CP16- PZM008	CP18(R)- PZM009*	CP19(R)- PZM008*	CP20- PZM011	CP21- PZM004
April-11	0.71	0.31	0.91	0.42	2.4	1.9	0.65	5.7	0.64	ND	NS	NS	NS	NS	NS
August-11	3	4	0.29	0.39	0.14	0.24	0.09 J	4	0.43	0.08 J	NS	NS	NS	NS	NS
March-13	0.26	0.27	0.25	0.24	8.6	1.6	0.28	10.6	0.24	0.19	NS	NS	NS	NS	NS
October-13	0.41	0.47	0.28	5.1	0.46	7.4	2.5	0.76	0.42	1.3	NS	NS	NS	NS	NS
April-14	0.62	NS	0.3 H3	0.61	0.95 H3	2.8	0.76 H3	0.54	0.23 H3	1.8 H3	NS	NS	NS	NS	NS
June-15	4.4 H1	2.6 H3	1.5 H1	4.6 H1	0.79 H1	NS	0.94	3.6 H1	4.1	0.94 H1	10.1	19.2	1.9	8.2 H1	1.6 H1
December-15	1.2 H1	2.2 H1	3	1.5 H1	15	2.5	0.96	7	2	14	2.5	35.3	5.7 H1	1	0.6
May-16	1.1	2.4	0.66	0.48	1.2	NS	0.98	0.9	1.3	1.6	0.32	2.4	1.3	1.2	0.38
November-16	0.24	0.73	0.43	3.2	2.7	NS	1.3	17.7	4.2	2.4	0.7	1.7	1.8	5.5	0.22
May-17	1.8	1.8	0.43	1.6	7.6	NS	2.6	4.3	1.6	1.9	0.71	3.5	7.1	1.7	1.2
November-17	0.61	NS	0.22	1.3	13.7	12.9	1.1	2.4	1.9	1.6	0.47	1	1.9	4.4	32.3
May-18	2.2	1.9	2	2.8	17.6	19.5	2.8	6.3	5	1.7	1.6	1.1	7.9	6.2	65.5
December-18	2.2	0.2	1.1	2.1	2.2	12.2	0.74	1.2	104	0.7	0.48	1	1.8	7.3	14.4
May-19	0.93	0.63	0.78	0.67	7.7	11.1	2.1	1.7	2	0.77	2.6	2.4	1.6	1.6	1
November-19	1.1	1	1	1.2	1.3	13.4	6.1	5.7	2.5	2.7	1.1	2.9	0.97	0.86	5.8
May-20	0.53	7.4	0.85	12.8	2,040	33.1	2.4	1.5	0.6	11.2	0.47	6.4	32.6	3.3	25.8
December-20	1.5	1.1	NS	7.9	9.1	11.5	1.8	9.3	2.3	1.3	0.88	2.1	7	96.5	3
May-21	0.6	0.4	0.25	110 D4	2.3	2	0.8	19	5.6	0.35	0.95	0.8	0.55	0.4	50 D4
October-21	1.2	0.85	3.2	3.2	0.55	5	7.7	3.2	0.9	1.5	1.2	7.7	7	10	4.1
April-22	0.45	1.1	0.85	8.5	2.1	NS	6.9	10	1.3	1.2	2.9	2.3	3.1	450	18

**Parameter: Vanadium (mg/L)**

April-11	0.0073	ND	0.59	0.031	0.0013 J	ND	ND	ND	ND	ND	NS	NS	NS	NS	NS
August-11	0.0054	ND	0.46	0.027	0.0014 J	ND	ND	ND	ND	ND	NS	NS	NS	NS	NS
March-13	ND	0.003	0.15	ND	0.02	ND	ND	ND	0.0015	ND	NS	NS	NS	NS	NS
October-13	0.0345	0.0022	0.1	0.0259	0.0159	0.0059	0.00069	0.0051	0.00045	0.00097	NS	NS	NS	NS	NS
April-14	0.03	NS	0.0927	0.0207	0.0096	0.001	ND	0.0013	ND	ND	NS	NS	NS	NS	NS
December-14	0.0533	NS	0.0611	0.022	0.0139	0.0017	ND	NS	ND	0.0016	NS	NS	NS	NS	NS

ND: Non-Detect      NS: Not Sampled

Note: Asterisk indicates wells were replaced immediately prior to the May 2020 event. Results shown before this date are from the original well, while results shown after this date are for the replacement well.

Event Date	CP02-PZM007	CP05-PZM008	CP07-PZM006	CP08(R)-PZM008*	CP09-PZM010	CP10-PZM008	CP11-PZM010	CP12-PZM012	CP14-PZM009	CP15-PZM020	CP16-PZM008	CP18(R)-PZM009*	CP19(R)-PZM008*	CP20-PZM011	CP21-PZM004
June-15	0.0495	0.0045	0.0494	0.0229	0.0099	NS	0.0013	0.002	0.0019	ND	0.0057	0.0491	0.0313	0.0743	0.128
December-15	0.0461	0.0037	0.0626	0.0225	0.011	0.00098 J	ND	0.0061	0.0051	0.0014	0.0021	0.0534	0.0136	0.0698	0.111
May-16	0.0395	0.0047	0.0432	0.0252	0.0095	NS	0.00045 J	0.0066	0.00044 JD3	0.00052 J	0.0005 J	0.0136	0.0086	0.0683	0.13
November-16	0.0294	0.0021	0.0252	0.0251	0.0131	NS	0.00042 J	0.0044 JD3	0.0023 JD3	0.00076 J	0.00078 J	0.0108	0.0068	0.0657	0.118
May-17	0.032	0.0024	0.0544	0.0256	0.0121	NS	0.0012 B	0.0041	0.0013	0.00043 JB	0.0014 B	0.0118	0.0103	0.0657	0.298
November-17	0.0562	NS	0.0558	0.0308	0.0128	0.0014 JD3	0.00063 J	0.0048	0.00072 J	0.0004 J	0.00035 J	0.0099	0.007	0.0838	0.225
May-18	0.127	0.0027	0.044	0.0318	0.0097	0.0065	0.00085 J	ND	0.0029	ND	0.0003 J	0.0103	0.0126	0.0886	0.0518
December-18	0.102	0.003	0.0257	0.0356	0.0051	0.0057	0.00028 J	0.0013	0.00089 J	ND	0.00027 J	0.0112	0.0101	0.104	0.0438
May-19	0.0476	0.0039	0.0185	0.033	0.0077	ND	0.0017	0.0016 JD3	0.0029	ND	0.00047 J	0.0119	0.0086	0.0975	0.01
November-19	0.0379 4c	0.0026 J	0.027 5c7c	0.0287 4c5c	0.0151 4c	0.0041 J6c8c	0.0012 J6c8c	0.0045 J	0.0035 J4c	0.0013 J	0.0015 J	0.0128 4c5c	0.0086 6c8c	0.0928 5c7c	0.0132 5c7c
May-20	0.0342	0.0017 JD3	0.0353	0.0517	0.0221	0.00096 J	ND	0.0024	ND	0.00038 J	ND	0.0358	0.311	0.0778	0.0125
December-20	0.0556	0.0034	NS	0.0835	0.0107	0.0018	0.00034 J	0.0015	0.00074 J	ND	ND	0.024	0.0104	0.125	0.0152
May-21	0.0466	0.0018	0.0212	ND	0.0101	0.00067 J	ND	0.0024	0.0039	ND	ND	0.0224	0.0059	0.167	0.4
October-21	0.0364	0.0065	0.0113	0.0379	0.0156	0.00032 J	0.00057 J	0.0032	0.00091 J	ND	0.00041 J	0.0228	0.0086	0.246 M1	0.0079
April-22	0.0295	ND	0.0125	0.254	0.0113	NS	0.0113	0.0046 J	ND	ND	ND	0.0301	0.0115 J	0.225	0.0325

**Parameter: Zinc (mg/L)**

April-11	ND	0.016	ND	0.0025 J	0.008	0.044	0.039	0.0034 J	0.0045 J	0.038	NS	NS	NS	NS	NS
August-11	0.0066	0.0032 J	0.0017 J	0.002 J	0.0013 J	0.0012 J	0.0017 J	0.0016 J	ND	ND	NS	NS	NS	NS	NS
March-13	ND	ND	ND	ND	ND	ND	ND	ND	ND	ND	NS	NS	NS	NS	NS
October-13	0.0078	0.0128	0.0053	0.011	0.0063	0.0327	ND	0.0334	0.007	0.008	NS	NS	NS	NS	NS
April-14	ND	NS	ND	ND	0.0056	0.0059	ND	ND	ND	ND	NS	NS	NS	NS	NS
December-14	0.007	NS	ND	ND	ND	0.01	ND	ND	ND	0.0068	NS	NS	NS	NS	NS
June-15	ND	ND	ND	ND	ND	NS	ND	ND	ND	ND	ND	0.0064	0.0051	ND	ND
December-15	0.0026 J	0.0059	ND	ND	ND	0.0099	0.0265	0.006	0.0057	0.0041 J	0.0102	0.0083	0.0027 J	ND	ND
May-16	ND	0.002 J	0.0049 JD3	ND	ND	NS	0.0066	ND	ND	0.0032 J	0.0024 J	ND	ND	ND	ND
November-16	0.001 JB	0.0031 J	0.0025 JB	0.0037 JB	0.0019 J	NS	0.0017 J	0.0068 JD3B	ND	0.0042 J	0.0043 JB	0.003 JB	0.0021 JB	0.0068 B	0.0024 JB

ND: Non-Detect      NS: Not Sampled

Note: Asterisk indicates wells were replaced immediately prior to the May 2020 event. Results shown before this date are from the original well, while results shown after this date are for the replacement well.

Event Date	CP02- PZM007	CP05- PZM008	CP07- PZM006	CP08(R)- PZM008*	CP09- PZM010	CP10- PZM008	CP11- PZM010	CP12- PZM012	CP14- PZM009	CP15- PZM020	CP16- PZM008	CP18(R)- PZM009*	CP19(R)- PZM008*	CP20- PZM011	CP21- PZM004
May-17	0.0036 J	0.0032 J	0.0029 J	0.0022 J	0.0039 J	NS	0.0045 J	0.005 JD3	0.0028 J	0.0021 J	0.0027 J	0.0017 J	0.0029 J	0.0028 J	0.0027 J
November-17	0.0232	NS	0.0033 JB	0.004 JB	0.0017 J	0.0099 JB	0.0019 JB	0.0029 JB	0.0012 J	0.0043 J	0.0027 JB	0.0016 JB	0.0109 B	0.0153	0.0686 B
May-18	0.0037 J	0.0013 J	0.0018 J	0.0017 J	0.0025 J	0.0248	0.0036 J	0.0019 J	0.0042 J	0.003 J	0.002 J	0.00093 J	0.0034 J	0.0061	0.0095
December-18	ND	0.0024 J	ND	ND	ND	0.014	ND	ND	ND	0.0033 J	ND	ND	ND	0.0038 J	0.0192
May-19	0.0019 J	0.002 J	0.002 J	0.0032 J	ND	ND	0.0025 J	ND	0.0031 J	ND	0.002 J	ND	0.0025 J	0.0036 J	0.004 J
November-19	0.0044 JB4c	0.0032 JB	0.0036 JB5c7c	0.0034 JB4c5c	0.0044 JB4c	0.0092 JB6c8c	0.0037 JB6c8c	0.0038 JB	0.0047 JB4c	0.0035 J	0.003 JB	0.0037 JB4c5c	0.0043 JB6c8c	0.0034 JB5c7c	0.0079 JB5c7c
May-20	ND	0.0153 JD3	ND	ND	ND	0.0106	ND	0.0046 J	ND	0.0048 J	ND	ND	0.0657	ND	ND
December-20	0.0028 J	ND	NS	0.0108	0.0024 J	0.0193	ND	ND	ND	ND	ND	0.0119	0.0045 J	0.0234	0.0056
May-21	0.0064	0.0024 J	ND	ND	ND	0.0092	ND	ND	ND	ND	0.003 J	ND	ND	ND	0.248
October-21	0.0044 J	ND	0.0076	0.025	ND	0.0021 J	0.0036 J	ND	0.0021 J	0.003 J	ND	ND	0.0022 J	0.0127	0.0021 J
April-22	ND	ND	ND	0.0407	ND	NS	0.0158	ND	ND	ND	ND	ND	ND	ND	0.0269

ND: Non-Detect      NS: Not Sampled

Note: Asterisk indicates wells were replaced immediately prior to the May 2020 event. Results shown before this date are from the original well, while results shown after this date are for the replacement well.

# Coke Point Landfill Historical Inorganics Concentrations

August-25-2022

## Intermediate Wells

Event Date	CP02- PZM026	CP05- PZM019	CP05- PZM028	CP08(R)- PZM034*	CP09- PZM047	CP12- PZM052	CP14- PZM062	CP15- PZM042	CP16- PZM035
------------	-----------------	-----------------	-----------------	---------------------	-----------------	-----------------	-----------------	-----------------	-----------------

<b>Parameter:</b>	<b>Alkalinity (mg/L)</b>								
April-11	20	1,600	450	840	1,900	270	200	88	2,200
August-11	26	1,400	NS	1,200	4,900	270	210	940	2,200
March-13	50	1,300	770	700	1,800	400	300	700	1,800
October-13	150	1,400	500	1,060	1,350	470	264	842	3,000
April-14	90	412	350	1,040	390	108	60	2,340	4,580
December-14	160	1,800	1,850	1,050	2,100	320	300	892	2,450
June-15	150	1,900	NS	1,140	2,200	350	350	1,030	2,470
December-15	164	40	NS	1,150	60	386	362	1,080	70
May-16	60	1,850	NS	1,170	2,100	544	380	1,050	2,520
November-16	140	1,800	NS	1,100	1,810	410	380	1,100	2,600
May-17	130	422 M1	382	1,240	2,040	130	400	226	588
November-17	72	1,650	1,280	1,120	1,490	540	350	1,020	2,270
May-18	148	45	35	30	45	424	350	35	60
December-18	122	1,590	1,280 ML	1,150	1,850	550	374	1,420	2,260
May-19	40	1,750	1,410	1,250	2,300	590	372	1,130	2,300
November-19	130	1,620	1,460	1,200	2,150	420	340	960	2,230
May-20	40	550	1,820	270	1,860	1,970	460	1,760	2,520
December-20	20	1,360 MH	1,110	400	1,720	480	410	1,850	2,500
May-21	134	1,350	1,660	40	2,280	4,570	1,710	1,240	2,270
October-21	154	1,970	1,530 MH	326	2,080	490	380	1,930	2,800
April-22	160	1,860	1,730	390	2,220 ML	500	400	960	1,390

<b>Parameter:</b>	<b>Ammonia (N) (mg/L)</b>								
April-11	4.7	8.1	15	26	95	0.44	31	33	13
August-11	2	6.5	NS	39	110	16 E-	30	40	22 E-
March-13	2.2	7.3	2.5	42.2	190	2.4	49.6	49.1	21.8
October-13	8.9	7.9	17.9	30.7	47.9	ND	ND	35.7	12.1
April-14	8.9	8.3	7.5	28.8	108	17.7	31	48.1	13.9
December-14	8.1	8.1 M1	7.9	28.6	95.2	12.1	28.8	40.8	13
June-15	7.5	7.3	NS	28.8	97.1	12.2	28.2	38.7	12.3
December-15	8.2	8.4	NS	30.1	97.2	11.9	26.9	39.3	10.6
May-16	3.9	7.8 M1	NS	28.4	92.2	15.9	26.6	36	12.4
November-16	7.2	8.8	NS	27	90.1	15	29.9	36.9	11.4

ND: Non-Detect      NS: Not Sampled

Note: Asterisk indicates well was replaced immediately prior to the May 2020 event. Results shown before this date are from the original well, while results shown after this date are for the replacement well.

Event Date	CP02- PZM026	CP05- PZM019	CP05- PZM028	CP08(R)- PZM034*	CP09- PZM047	CP12- PZM052	CP14- PZM062	CP15- PZM042	CP16- PZM035
May-17	7.9	5.9	7	29.2	91.8 MH	18.4	29	39.1	11.5
November-17	5.4	6.8	7.1	30.3	97.3	15.7 ML	28.2	46.1 ML	11.7
May-18	7.5	6.3	5.8	26.4	58.5	8.5	29.8	8.8	11.8
December-18	7.5	6.5	5.5	30.7	81.2	17.8 ML	30.9	10.2	11.1
May-19	0.097 J	6.4	4.2	19.7	110	15.3 ML	27.6	10.6	11.3
November-19	6.1	6	5.9	33.2	93.1 MH	12.7	29	41.5	12
May-20	1.7	5.2	6	12.9	74.4	3.2	28.2 2c	11.7	10.6
December-20	6.6	6.1	4.7	17.1	74.3	14	28.7	11.8	12.4 MH
May-21	6.2	5.1	5.8	5.6	97.1	3.7	29.7	42.9	10.3
October-21	7.4	6.2	6.2	16.7	103	6.8	28.3	12.9	10.6
April-22	7.4	5.5	6.1	16.5	86	9.3	28.2	36.3	10.9

**Parameter: Antimony (mg/L)**

April-11	0.00092 J	0.00086 J	0.0021 J	0.0021 J	0.0018 J	0.00087 J	0.0013 J	0.0011 J	ND
August-11	ND	0.00054 J	NS	ND	0.0025 J	0.00051 J	ND	0.00068 J	ND
March-13	ND	ND	ND	ND	ND	ND	ND	ND	ND
October-13	ND	ND	ND	0.0026	ND	ND	ND	0.0015	ND
April-14	ND	ND	0.00065	0.00055	ND	ND	ND	0.001	ND
December-14	ND	ND	ND	ND	ND	ND	ND	ND	ND
June-15	ND	ND	NS	ND	ND	ND	ND	ND	ND
December-15	ND	ND	NS	0.0002 J	ND	ND	ND	ND	ND
May-16	ND	0.00017 J	NS	0.00021 JD3B	ND	0.00024 J	ND	ND	0.00016 J
November-16	ND	0.00012 J	NS	0.00072	0.000068 J	0.00022 JD3	ND	0.000093 J	0.00018 JD3
May-17	0.00011 J	0.00028 JD3	0.000098 J	0.0003 JB	0.00032 JD3	0.00022 J	0.00013 J	0.00012 J	0.00014 J
November-17	ND	ND	0.00025 J	ND	ND	ND	0.00016 J	ND	ND
May-18	ND	0.00014 J	0.00018 J	0.00064	0.00026 J	0.00044 J	0.00016 J	0.00013 J	ND
December-18	ND	ND	0.00013 J	ND	ND	ND	ND	0.00018 J	ND
May-19	0.0004 J	0.00014 J	0.0001 J	0.00056 JD3	ND	ND	0.0007	0.00081	0.00013 J
November-19	ND	ND	ND	ND	ND	0.000094 J	ND	ND	ND
May-20	ND	0.00012 J	ND	0.00064 JD3	0.00072 JD3	0.0011	0.00048 JD3	ND	0.00048 JD3
December-20	ND	0.0001 J	0.00009 J	0.00013 J	ND	0.00025 J	0.0001 J	0.00014 J	ND
May-21	ND	ND	ND	ND	ND	ND	ND	ND	ND
October-21	ND	ND	ND	ND	0.000073 J	0.00031 J	ND	0.00013 J	0.00082 J
April-22	ND	ND	ND	ND	ND	ND	ND	ND	ND

**Parameter: Arsenic (mg/L)**

April-11	ND	0.0023	0.0064	0.0057	0.013	0.017	0.0048	0.012	ND
August-11	0.00088 J	0.0014 J	NS	0.015	0.033	0.026	0.011	0.029	ND
March-13	ND	ND	ND	ND	ND	0.014	ND	ND	ND
October-13	0.0019	0.0013	0.00087	0.00091	0.0017	0.0047	0.0026	0.00085	0.0011
April-14	0.0023	0.0011	0.00098	ND	ND	0.0155	0.0108	0.0017	0.0009

ND: Non-Detect      NS: Not Sampled

Note: Asterisk indicates well was replaced immediately prior to the May 2020 event. Results shown before this date are from the original well, while results shown after this date are for the replacement well.



Event Date	CP02- PZM026	CP05- PZM019	CP05- PZM028	CP08(R)- PZM034*	CP09- PZM047	CP12- PZM052	CP14- PZM062	CP15- PZM042	CP16- PZM035
December-14	0.0018	ND	ND	ND	ND	0.0126	0.0038	0.0015	ND
June-15	0.002	0.0013	NS	0.0016	ND	0.0136	0.0071	ND	0.0011
December-15	0.002	0.0012	NS	0.0006	ND	0.016	0.0025	0.00067	0.0011
May-16	ND	0.0015	NS	ND	0.00072 JD3	0.0217	0.0015 JD3	0.00076 JD3	0.0016
November-16	0.0019	0.0011	NS	0.00038 J	0.00041 J	0.0141	0.0052	0.00086	0.0014 JD3
May-17	0.0022	0.0013 JD3	0.0012	ND	0.00053 JD3	0.0122	0.008	ND	0.0019 B
November-17	0.00071	0.001	0.0014	ND	ND	0.0139	0.0048	ND	0.0011
May-18	0.0023	0.0013	0.0011	0.00033 J	0.00061	0.0114	0.007	0.0011	0.0015
December-18	0.0022	0.0012	0.00098	ND	0.00038 J	0.0136	0.005	0.0014	0.00093
May-19	0.00044 J	0.0016	0.0011	0.00064 JD3	0.0012 JD3	0.0166	0.0027	0.0015	0.001
November-19	0.0019	0.0011	0.0011	0.00034 J	0.00071	0.0154	0.0059	0.00057	0.0011
May-20	ND	0.0015	0.0012 JD3	0.0221	0.00084 JD3	0.0122	0.002 JD3	0.0012 JD3	0.00095 JD3
December-20	0.0022	0.0011	0.00088	0.006	0.00045 J	0.0132	0.0073	0.0016	0.0012
May-21	0.0021	0.0015 JD3	0.001	0.0013	ND	0.0114	0.0043	0.0012 JD3	0.0015
October-21	0.0019	0.001	0.001	0.0098	0.00046 J	0.0109	0.0061	0.0018	0.0011
April-22	0.0021 J	ND	ND	0.0099	ND	0.012 J	0.0059 J	0.0012 J	ND

---

**Parameter: Barium (mg/L)**

---

April-11	0.0082	0.88	0.32	0.078	0.16	0.079	0.061	0.25	0.73
August-11	0.0091	0.53	NS	0.067	0.15	0.073	0.056	0.23	0.74
March-13	ND	0.88	0.64	0.069	0.17	0.082	0.057	0.23	0.76
October-13	0.01	0.888	0.331	0.0843	0.106	0.0814	0.0633	0.0909	0.724
April-14	0.0091	0.8	1.21	0.0732	0.163	0.144	0.0576	0.218	0.727
December-14	0.0094	0.892	1.17 M6	0.0768	0.18	0.0783	0.0601	0.206	0.76
June-15	0.01	0.86	NS	0.0981	0.18	0.0859	0.0646	0.25	0.766
December-15	0.0097	0.86	NS	0.0759	0.166	0.0804	1.11	0.216	0.765
May-16	0.0082	0.95 M1	NS	0.0804	0.179	0.131	0.063	0.104	0.844
November-16	0.0091	0.89	NS	0.0729	0.173	0.133	0.0668	0.452	0.784
May-17	0.0101	0.905	0.637	0.0774	0.183	0.148	0.0634	0.216	0.888
November-17	0.007	0.888	0.78	0.0719	0.178	0.14	0.0702	0.213	0.892
May-18	0.0087	0.993	0.58	0.0493	0.134	0.13	0.0731	0.547	0.876
December-18	0.0098	0.967	0.654	0.0646	0.187	0.154	0.0704	0.752	0.877
May-19	0.0079	0.906	0.533	0.0662 D3	0.151	0.142	0.065	0.674 M6	0.925
November-19	0.0099 J	0.86	0.794	0.0703 4c5c	0.178 4c	0.126	0.0704 4c	0.17	0.992
May-20	0.0068	1.21	0.921	0.145	0.0809	0.121	0.0577	0.648	0.848
December-20	0.0085	0.85 P6	0.589	0.191	0.163 M1	0.131	0.0722	0.852	1.05 M1
May-21	0.0082	0.778	0.846	0.0302	0.203	0.103	0.0635	0.144	1.09
October-21	0.008	0.877	0.787	0.221	0.177	0.126	0.0679	0.947	0.866
April-22	0.0099	0.766	0.895 M1	0.213	0.167	0.118	0.0738	0.409	1.37

---

**Parameter: Beryllium (mg/L)**

---

ND: Non-Detect      NS: Not Sampled

Note: Asterisk indicates well was replaced immediately prior to the May 2020 event. Results shown before this date are from the original well, while results shown after this date are for the replacement well.

Event Date	CP02- PZM026	CP05- PZM019	CP05- PZM028	CP08(R)- PZM034*	CP09- PZM047	CP12- PZM052	CP14- PZM062	CP15- PZM042	CP16- PZM035
April-11	ND	ND	ND	ND	ND	ND	ND	ND	ND
August-11	ND	0.00043 J	NS	0.00044 J	0.00046 J	0.00044 J	0.00043 J	0.00043 J	0.00042 J
March-13	ND	ND	ND	ND	ND	ND	ND	ND	ND
October-13	ND	ND	ND	0.00024	0.00022	ND	ND	ND	ND
April-14	ND	ND	ND	ND	ND	ND	ND	ND	ND
December-14	ND	ND	ND	ND	ND	ND	ND	ND	ND
June-15	ND	ND	NS	ND	ND	ND	ND	ND	ND
December-15	ND	ND	NS	ND	ND	ND	ND	ND	ND
May-16	NS	NS	NS	NS	NS	ND	NS	NS	ND
November-16	ND	ND	NS	ND	ND	ND	ND	0.00023 JD3	ND
May-17	ND	ND	ND	0.00012 J	ND	0.00013 J	ND	0.00026	ND
November-17	ND	ND	ND	ND	ND	ND	ND	ND	ND
May-18	ND	ND	ND	ND	ND	ND	ND	ND	ND
December-18	ND	ND	ND	ND	ND	ND	ND	ND	ND
May-19	ND	ND	ND	ND	ND	ND	ND	ND	ND
November-19	ND	ND	ND	ND	0.00028 J4c	ND	ND	ND	ND
May-20	ND	ND	ND	ND	ND	ND	ND	ND	ND
December-20	ND	ND	ND	ND	ND	ND	ND	ND	ND
May-21	ND	ND	ND	ND	ND	ND	ND	ND	ND
October-21	ND	ND	ND	0.000086 J	ND	0.0272	ND	0.00006 J	ND
April-22	ND	ND	ND	ND	ND	ND	ND	ND	ND

**Parameter: Cadmium (mg/L)**

April-11	0.00053	ND	ND	ND	ND	ND	0.00038 J	0.00033 J	ND
August-11	0.00056	ND	NS	0.00048 J	ND	ND	0.00038 J	0.00026 J	ND
March-13	ND	ND	ND	ND	ND	ND	ND	ND	ND
October-13	ND	ND	ND	0.00019	ND	0.000082	ND	ND	ND
April-14	ND	ND	ND	ND	ND	ND	ND	ND	ND
December-14	ND	ND	ND	0.00023	ND	ND	0.000081	ND	ND
June-15	ND	ND	NS	0.00012	ND	ND	0.00016	ND	ND
December-15	ND	ND	NS	0.00004 J	ND	0.0002 JD3	ND	ND	ND
May-16	ND	0.00003 J	NS	0.00012 JD3	ND	ND	ND	ND	ND
November-16	ND	ND	NS	0.00011	ND	ND	ND	ND	ND
May-17	0.000017 J	ND	ND	0.000016 J	ND	0.000014 J	ND	ND	ND
November-17	0.000034 J	ND	ND	ND	ND	ND	ND	ND	ND
May-18	ND	0.000028 J	0.000037 J	0.000049 J	ND	0.000037 J	0.000035 J	ND	ND
December-18	ND	ND	ND	ND	ND	ND	ND	ND	ND
May-19	0.000042 J	ND	ND	0.00015 JD3	0.00018 JD3	0.0004 J	ND	ND	ND
November-19	ND	ND	ND	0.00038 J4c5c	ND	ND	ND	0.00071 J	ND
May-20	ND	ND	ND	ND	ND	0.00005 J	ND	ND	ND
December-20	ND	ND	ND	ND	0.000038 J	0.000035 J	ND	ND	ND

ND: Non-Detect      NS: Not Sampled

Note: Asterisk indicates well was replaced immediately prior to the May 2020 event. Results shown before this date are from the original well, while results shown after this date are for the replacement well.

Event Date	CP02- PZM026	CP05- PZM019	CP05- PZM028	CP08(R)- PZM034*	CP09- PZM047	CP12- PZM052	CP14- PZM062	CP15- PZM042	CP16- PZM035
May-21	ND	ND	ND	ND	ND	ND	ND	ND	ND
October-21	ND	ND	ND	ND	ND	0.0248	ND	0.000017 J	ND
April-22	ND	ND	ND	ND	ND	ND	ND	ND	ND

<b>Parameter:</b>	<b>Calcium (mg/L)</b>								
April-11	490	800	320	100	98	120	38	60	980
August-11	480	620	NS	100	95	130	39	54	960
March-13	512	780	311	93.1	94.5	123	39.1	52.2	923
October-13	511	686	296	104	114	99.8	38.2	6.76	881
April-14	532	704	737	99.1	91.3	96.3	50.1	60.1	992
December-14	511	716	750 M6	97.3	93.8	127	47.9	56.9	946
June-15	531	709	NS	116	83	123	67.3	74.8	978
December-15	546	672	NS	110	89.5	117	641	46.2	947
May-16	491	837 M1	NS	105	109	122	49.5	59.5	1,060
November-16	478	695	NS	110	91.2	92.4	47.7	249	873
May-17	441	754	598	93	94.2	89.6	51.4	43.9	772 M1
November-17	486	756	472	109	83	103	47.2	44.4	949
May-18	533 M6	798	556	109	89.3	103	52.4 M6	423	891
December-18	451	788	455	107	90.3	97.2	47.2	512	887
May-19	464	666	523	103	74.9 M6	108	49.9	520 M6	920
November-19	434	730	601	101	84.6 P6	99	54.1	43.8	971 P6
May-20	454	744	701	54.8	90.4	112	57.7	565	852
December-20	482	691 P6	506	68.5	86.5 P6	96.3	55.9	669	909 M1
May-21	487	597	563	622	104	82.5	48.3	88.8	942
October-21	407	698	568	60.6	75	91.1	55.1	631	916
April-22	496	750	698 P6	83.2	101	107	60	269	992

<b>Parameter:</b>	<b>Chemical Oxygen Demand (mg/L)</b>								
April-11	22	58	110	93	170	78	31	120	65
August-11	ND	21	NS	88	150	28	22	87	63
March-13	48.6	85.6	39.9	353	690	244	114	429	89.9
October-13	84.7	84.7	256	367	350	186	161	334	93.4
April-14	31.5	66.5	70.9	375	659	193	143	591	70.9
December-14	45.8	65.1 M1	80	437	638	212	99.2	386	77.9
June-15	46.3 M1	106	NS	369	629	189	140	804	84.7
December-15	46.1	75.9	NS	412	567	241	113 J	358	86.5
May-16	26.5	86.1	NS	402	450	183 M1	126	276	75.1
November-16	33	97.8	NS	274	227	75.5	57.6	95.6 M1	86.6
May-17	40.4	110	66.9	292	266	103	91.2	185	79
November-17	42.3	100	109	396	497	160	132	366	65.9
May-18	29.4 MH	70.3	40.2	596	716	176	118	27.2	74.6

ND: Non-Detect      NS: Not Sampled

Note: Asterisk indicates well was replaced immediately prior to the May 2020 event. Results shown before this date are from the original well, while results shown after this date are for the replacement well.

Event Date	CP02- PZM026	CP05- PZM019	CP05- PZM028	CP08(R)- PZM034*	CP09- PZM047	CP12- PZM052	CP14- PZM062	CP15- PZM042	CP16- PZM035
December-18	41.1	77.2	58.1	348	326	220 J	26.3	34.8	73
May-19	30.3	72.4	51.8	712	409	90.1	285	51.8	79
November-19	35.8	82.6	69.2	432	457 ML	98.2	107	283	87
May-20	36.4	190	93.7	138	403	109	122	53.6	77.1
December-20	32.1	51.6	49.4	145	437	94.9	117 ML	32.1	73.2
May-21	29.9	47.3	73.2	40.8	450	94.8	121 ML	277	71
October-21	38.2	62.3	60.1	139	485	90.8	97.4	44.8	75.5
April-22	28.3	76	55.5	199	478	155	128	178	76

**Parameter: Chloride (mg/L)**

April-11	170	9.5	3,200	3,900	6,800	4,700	2,300	6,500	410
August-11	160	470	NS	3,600	6,300	4,200	2,000	5,800	350
March-13	190	1,730	523	6,950	8,250	4,820	2,500	8,440	557
October-13	111	997	3,160	3,750	4,940	3,480	1,710	5,350	253
April-14	130	866	1,010	3,640	5,910	3,480	1,810	5,890	282
December-14	117	918	972	3,680	5,870	3,790	1,930	6,000	281
June-15	55.6	1,040	NS	125,000	5,660	3,770	1,760	5,470	284
December-15	115	869	NS	3,710	6,050	3,910	1,820	5,920	295
May-16	103	1,020 B	NS	3,810	5,740	3,620	1,760	2,820	256
November-16	96.8	1,090	NS	3,560 B	5,550 B	3,340 B	2,450	4,350 B	235
May-17	120	2,180	770 MH	3,520	5,770	3,580	1,790	5,930	261
November-17	91.9	1,610	1,120	3,720	5,950	3,510	1,850	6,020	244
May-18	87.8	1,460	456	3,780	5,390	1,830	1,810	221	216
December-18	29.7	665	390	3,300	5,070	3,700	1,730	149	219
May-19	83.7	915	322	3,690	2,560	3,590	1,930	12,800	264
November-19	75.2	920	476	3,260	5,160	3,420	1,930	5,810	244
May-20	81.8	765	1,220	2,920	5,950	4,500	1,680	426	333
December-20	67.7	710	304	2,570	5,770	3,360	35.1	178	278 ML
May-21	142	706	1,640	28.5	5,860	2,540	1,030	6,800	436
October-21	63.1	817	499	638	5,780	3,050	1,830	316	252
April-22	61.7	1,870	1,070	3,340	3,710	7,610	2,500	4,040	576

**Parameter: Chromium (mg/L)**

April-11	0.001 J	0.0039	0.0077 B	0.0066	0.0059	0.008	0.0035	0.0033 B	0.0024 B
August-11	ND	0.0016 J	NS	0.006	0.0076	0.0037	0.0022	0.0021	0.0012 J
March-13	ND	ND	ND	ND	0.0034	ND	ND	ND	ND
October-13	0.00064	0.00057	0.0009	0.0136	0.0012	0.0012	ND	0.00067	0.0011
April-14	0.00062	ND	0.0013	0.005	0.0042	0.00083	0.0011	ND	ND
December-14	0.0012	ND	ND	0.0081	ND	0.0036	0.0031	0.0037	ND
June-15	0.0015	ND	NS	0.0333	0.0051	0.0077	0.005	ND	0.00051
December-15	0.0017	0.0019	NS	0.0143	0.0076	0.0381	0.0247	0.0044	0.0015

ND: Non-Detect      NS: Not Sampled

Note: Asterisk indicates well was replaced immediately prior to the May 2020 event. Results shown before this date are from the original well, while results shown after this date are for the replacement well.

Event Date	CP02- PZM026	CP05- PZM019	CP05- PZM028	CP08(R)- PZM034*	CP09- PZM047	CP12- PZM052	CP14- PZM062	CP15- PZM042	CP16- PZM035
May-16	ND	0.00019 J	NS	0.0077	0.0035	0.0035	ND	ND	0.00058
November-16	0.00062	0.00016 J	NS	0.0056	0.0026	ND	ND	ND	ND
May-17	0.0014	0.0012 JD3	0.0026	0.0056	0.0045	0.0011 B	0.00028 J	0.00044 JB	0.0011 B
November-17	0.00069	0.00046 J	0.004	0.0065	0.0033	0.00082	0.00024 J	0.00058	0.00059
May-18	0.00075	0.0026	0.0047	0.0039	0.0023	0.0012	0.0014	0.00051	0.00024 J
December-18	0.0011	0.00046 J	0.0019	0.0039	0.0044	0.00066	0.00031 J	0.0031	0.00019 J
May-19	0.00053	0.0011	0.0068	0.0079	0.0074	ND	0.00042 J	0.0028	0.0004 J
November-19	0.00068 JB	0.0038 JB	0.0023 JB	0.0042 J4c5c	0.0042 J4c	0.0012 JB	ND	0.00098 JB	0.0018 JB
May-20	ND	0.011	ND	0.0021 JD3	0.0024 JD3	0.00094	ND	0.002 JD3	ND
December-20	0.00085 B	0.00072 B	0.0023 B	0.0016	0.0039	0.00098	0.0008	0.0102	0.00074 B
May-21	0.0005 J	ND	ND	ND	0.004	0.00058	ND	0.001 JD3	0.00022 J
October-21	0.0006	0.0011	0.0013	0.0025	0.0037	0.0251	0.00036 J	0.002	0.00041 J
April-22	0.0018 J	ND	ND	0.0016 J	0.0034 J	ND	ND	0.002 J	ND

**Parameter: Cobalt (mg/L)**

April-11	0.0029 J	0.0007 J	0.00044 J	0.00062 J	0.002 J	0.00061 J	ND	0.00053 J	0.00088 J
August-11	0.003 J	0.0012 J	NS	0.00095 J	0.0027 J	0.00081 J	0.00037 J	0.001 J	0.0026 J
March-13	ND	ND	ND	ND	ND	ND	ND	ND	ND
October-13	0.0045	ND	ND	0.00088	ND	ND	ND	ND	ND
April-14	0.0039	ND	ND	ND	0.0013	ND	ND	ND	ND
December-14	0.0035	ND	ND	0.00051	ND	ND	ND	ND	ND
June-15	0.0055	ND	NS	0.0018	ND	ND	ND	ND	ND
December-15	0.0069	ND	NS	0.0013	0.0016 JD3	0.0021 JD3	0.00014 J	0.0005	ND
May-16	0.0024 JD3	0.000069 J	NS	0.00072 JD3	0.0011 JD3	0.00032 J	0.00018 JD3	0.00036 JD3	0.000074 J
November-16	0.0038	0.000033 J	NS	0.00057	0.0012	0.00013 JD3	0.00014 JD3	0.0003 J	ND
May-17	0.0062	ND	0.00005 J	0.00061	0.0013 JD3	0.0002 J	0.00015 J	0.00032 J	0.000063 J
November-17	0.0026	ND	ND	ND	0.0015	0.00018 J	0.00021 J	0.00035 J	ND
May-18	0.0033	ND	ND	0.00048 J	0.001	0.00017 J	0.00019 J	ND	ND
December-18	0.0046	ND	ND	0.00046 JD3	0.0012	ND	0.0002 J	0.00023 J	0.00017 J
May-19	0.0022	0.00022 J	0.000088 J	0.00072 JD3	0.0015 JD3	ND	0.00019 J	0.00019 J	ND
November-19	0.0045 J	ND	ND	ND	ND	ND	ND	ND	ND
May-20	0.0022 JD3	0.000086 J	ND	ND	0.0012 JD3	0.00015 J	ND	ND	ND
December-20	0.0039	ND	ND	0.00036 J	0.0012	0.0002 J	0.00023 J	0.00022 J	ND
May-21	0.0041	ND	ND	ND	0.0016 JD3	ND	ND	0.00052 JD3	ND
October-21	0.0046	ND	ND	0.00043 J	0.0012	0.026	0.00024 J	0.00024 J	0.00012 J
April-22	0.0051	ND	ND	0.00032 J	0.0012 J	ND	0.0016 J	ND	ND

**Parameter: Copper (mg/L)**

April-11	0.0027	0.0077	0.019	0.027	0.14	0.071	0.019	0.053	0.0025
August-11	0.0025	0.0015	NS	0.0019	0.0027	0.0025	0.0012	0.0021	0.0021
March-13	ND	ND	ND	ND	ND	ND	ND	ND	ND

ND: Non-Detect      NS: Not Sampled

Note: Asterisk indicates well was replaced immediately prior to the May 2020 event. Results shown before this date are from the original well, while results shown after this date are for the replacement well.

Event Date	CP02- PZM026	CP05- PZM019	CP05- PZM028	CP08(R)- PZM034*	CP09- PZM047	CP12- PZM052	CP14- PZM062	CP15- PZM042	CP16- PZM035
October-13	0.0006	ND	0.00066	0.041	0.00062	0.0023	0.00064	0.00087	0.00065
April-14	ND	ND	ND	0.0021	ND	ND	ND	ND	ND
December-14	ND	ND	ND	0.0051	ND	ND	ND	ND	ND
June-15	ND	ND	NS	0.01	ND	ND	0.0052	ND	ND
December-15	0.0015	0.0012 B	NS	0.0067	0.0054	0.0137	0.0085	0.0014	0.0022
May-16	ND	ND	NS	0.002 JD3	ND	ND	ND	ND	ND
November-16	ND	ND	NS	0.00098 J	ND	ND	ND	0.0015	ND
May-17	0.002	ND	0.00067 J	0.00078 J	0.0024 JD3	0.00062 J	ND	0.00056 J	ND
November-17	0.00047 J	ND	0.0017	0.0018 JD3	0.00083 J	0.00042 J	0.0003 J	0.0009 J	0.0002 J
May-18	0.00039 J	0.00098 J	0.002	0.0013	0.00042 J	0.001	0.0028	0.0027	0.0012
December-18	0.0012	ND	0.00056 J	ND	ND	0.0024 JD3	0.00058 J	0.0136	0.001
May-19	0.00082 J	0.00047 J	0.00059 J	0.0032 JD3	0.002 JD3	ND	0.00086 J	0.0083	0.00049 J
November-19	ND	ND	ND	ND	ND	ND	ND	ND	ND
May-20	ND	ND	ND	ND	ND	0.0022	ND	0.0089	ND
December-20	0.00054 J	ND	ND	0.0022	0.0011	0.00091 J	0.00046 J	0.015	ND
May-21	ND	ND	ND	0.0019	ND	0.002	0.0055	0.0033 JD3	0.0006 J
October-21	0.00077 J	ND	ND	0.00071 J	ND	0.0265	ND	0.0123	0.0022
April-22	ND	ND	ND	ND	ND	ND	ND	0.0043	ND

**Parameter: Hardness (mg/L)**

April-11	1,400	2,000	800	1,200	2,300	1,400	450	1,700	2,400
August-11	1,400	1,600	NS	1,200	2,100	1,400	450	1,600	2,400
March-13	1,440	1,880	757	1,090	2,220	1,380	485	1,600	2,310
October-13	1,470	1,670	760	1,260	1,340	1,070	481	217	2,180
April-14	1,420	1,760	1,800	1,180	2,050	1,100	529	1,700	2,310
December-14	1,460	1,720	1,780	1,160	2,150	1,350	535	1,710	2,230
June-15	1,530	1,750	NS	1,280	1,870	1,310	556	1,580	2,440
May-16	1,390	2,090	NS	1,270	2,360	1,190	565	2,000	2,650
November-16	1,380	1,740	NS	1,190	2,110	1,060	547	1,610	2,180
May-17	1,270	1,880	1,490	1,150	2,120	1,030	538	1,580	1,930
November-17	1,380	1,890	1,190	1,300	1,870	1,110	539	1,690	2,370
May-18	1,530	1,990	1,390	1,210	1,760	1,160	568	1,060	2,230
December-18	1,300	1,970	1,140	1,280	2,110	1,100	567	1,280	2,210
May-19	1,310	1,660	1,310	1,300	2,150	1,190	592	1,320	2,300
November-19	1,420	1,640	1,390	1,250 4c5c	2,080 4c	1,110	586 4c	1,550	2,380
May-20	1,280	1,860	1,750	585	2,100	1,250	605	1,410	2,130
December-20	1,360	1,730	1,260	779	1,930	1,100	590	1,670	2,270
May-21	1,390	1,490	1,400	1,550	2,120	975	522	1,660	2,350
October-21	1,170	1,740	1,420	722	1,570	1,000	564	1,580	2,290

**Parameter: Iron (mg/L)**

ND: Non-Detect      NS: Not Sampled

Note: Asterisk indicates well was replaced immediately prior to the May 2020 event. Results shown before this date are from the original well, while results shown after this date are for the replacement well.



Event Date	CP02- PZM026	CP05- PZM019	CP05- PZM028	CP08(R)- PZM034*	CP09- PZM047	CP12- PZM052	CP14- PZM062	CP15- PZM042	CP16- PZM035
April-11	4.4 B	0.14 B	0.23	6.4 B	18 B	4.9 B	0.79 B	1.6	ND
August-11	1.9	ND	NS	5.5	19	2.7	0.42	1.2	ND
March-13	13.9	ND	ND	4.8	16.1	0.95	ND	1.7	ND
October-13	14.8	0.0805	ND	5.83	ND	0.092	0.704	ND	ND
April-14	17.5	ND	0.162	5.17	16.2	0.394	6.41	1.77	ND
December-14	12.7	ND	ND	4.72	18.1	4.96	3.06	2.18	ND
June-15	13.8	0.0638	NS	13.2	20.4	7.01	5.7	1.76	ND
December-15	13.5	0.249	NS	5.44	17.6	21.7	0.161	2.09	0.107
May-16	0.746	0.0189 J	NS	5.83	7.02	2.11	0.975	ND	0.0265 J
November-16	13.9	0.0231 J	NS	4.33	12.1	0.355	3.62	0.123 JD3	ND
May-17	14.9	0.133 JD3	0.0752	5.2	18.8	0.801	6.03	1.31	0.0941
November-17	3.46	0.102	0.153	6.07	14.2	0.617	3.37	1.65	0.103
May-18	14.7	0.534	0.0518	2.95	11.2	0.275	6.04	ND	0.0261 J
December-18	15	0.106	0.0379 J	3.97	15.2	0.564	3.83	0.127	0.0058 JB
May-19	1.64	0.203	0.0347 J	5.6	16.2 M1	0.877	1.54	0.231	0.0755
November-19	11.9	0.549	ND	2.67	15.4	0.772	5.25	1.23	0.0121 J
May-20	0.915	0.0791	0.075 J	36.7	4.33	0.156	1.37	0.175 J	0.16 JD3
December-20	11.7	0.108	0.0337 J	34.6	14.1 P6	0.339	6.54	0.354	0.0626
May-21	12.6	ND	0.0133 J	ND	20.4	0.242	3.41	ND	0.012 J
October-21	10.5	0.176	0.0385 J	41.6	15.2	0.439	5.01	0.0441 J	0.0124 J
April-22	12.5	0.151	ND	50.1 M1	17.3	0.322	4.25	0.0316	ND

**Parameter:** Lead (mg/L)

April-11	ND	0.00025 JB	0.00061 J	0.0011 B	0.00071 JB	0.0032 B	0.00044 JB	0.00028 J	0.00024 J
August-11	ND	0.00037 J	NS	0.00078 J	0.0014	0.0016	0.0023	0.00024 J	0.0019
March-13	ND	ND	ND	ND	ND	ND	ND	ND	ND
October-13	ND	0.00012	ND	0.0097	ND	0.00023	ND	0.00014	ND
April-14	ND	ND	0.00023	0.0022	ND	0.00035	0.00023	0.0001	ND
December-14	ND	ND	ND	0.0015	ND	0.0013	0.0004	0.0002	ND
June-15	0.00037	ND	NS	0.0288	0.0005	0.0027	0.00071	ND	0.00012
December-15	0.00049	0.00031	NS	0.006	0.0014	0.0124	0.0093	0.00042	0.00017
May-16	ND	0.000044 JB	NS	0.0034	0.0001 JD3B	0.0011 B	ND	0.00074	0.000046 JB
November-16	0.00016 B	0.000047 JB	NS	0.00054	0.000052 JB	ND	ND	0.0004 B	0.00046 JD3B
May-17	0.00073	0.00032 JD3	0.00043	0.0016	0.00059	0.00034	0.000051 J	0.00033	0.000084 J
November-17	0.00032	0.000072 J	0.0009	0.003	0.0004	0.00023 B	0.000038 J	0.00038	0.000077 JB
May-18	0.00018	0.00093	0.0019	0.00053	0.0003	0.00022	0.00041	0.0023	0.000066 J
December-18	0.0004	0.000077 J	0.00023	0.00047 JD3	0.0012	0.00017	0.000073 JB	0.0322	0.00025
May-19	0.00015	0.0003	0.00085	0.0051	0.0026	ND	0.00011	0.0155	0.00011
November-19	0.00032	0.00087	0.00026	0.001	0.00062	0.00013	ND	0.0013	ND
May-20	ND	0.00049	ND	0.00098	ND	0.00011	0.0003 JD3B	0.0169	ND
December-20	0.0002	0.00018	0.00022	0.00042	0.00077	0.000099 J	0.000051 J	0.0456	0.000051 J

ND: Non-Detect      NS: Not Sampled

Note: Asterisk indicates well was replaced immediately prior to the May 2020 event. Results shown before this date are from the original well, while results shown after this date are for the replacement well.

Event Date	CP02- PZM026	CP05- PZM019	CP05- PZM028	CP08(R)- PZM034*	CP09- PZM047	CP12- PZM052	CP14- PZM062	CP15- PZM042	CP16- PZM035
May-21	ND	ND	ND	0.0001	ND	0.00012	0.00028	0.0034	0.000055 J
October-21	0.000065 J	ND	0.00004 J	0.00028	ND	0.0272	ND	0.0147	0.0005
April-22	ND	ND	ND	ND	ND	ND	ND	0.0068	ND

**Parameter: Magnesium (mg/L)**

April-11	52	0.15	0.26	230	490	270	85	370	0.067
August-11	52	0.21 J	NS	220	460	260	86	360	ND
March-13	51.8	ND	ND	217	484	261	95.5	365	ND
October-13	54.9	ND	4.84	242	255	200	97	48.6	ND
April-14	56.2	ND	ND	230	485	213	98.9	385	ND
December-14	50.1	ND	0.276	223	469	257	108	387	ND
June-15	50.6	ND	NS	245	487	261	116	393	ND
December-15	50.8	0.187	NS	226	447	252	0.487	321	0.069
May-16	40.8	0.0363	NS	246	508	216	107	450	0.0507
November-16	45.2	0.0109 B	NS	222	457	201	104	241	0.0281 JD3
May-17	41.9	0.152 B	0.045	222	458	195	99.5	357	0.0443
November-17	40	0.0857	2.49	250	404	NS	102	383	NS
May-18	47.5 M6	0.337	0.246	229	374	218	106 M6	0.297	0.0251
December-18	41.3	0.0938	0.0974	246	457	209	109	0.448	0.0089 J
May-19	36.9	0.134	0.0661	252	476 M6	224	113	5.54 M6	0.0786
November-19	39.2	0.413	0.105	240	403 P6	201	107	416	0.0076 J
May-20	35.5	0.404	0.0466 JD3	109	455	235	112	0.952	0.0936
December-20	38.9	0.0853	0.0537	148	417 P6	210	109	0.81	0.0485
May-21	41.5	0.0611	0.0296	0.107	451	187	97.4	348	0.0465
October-21	38.5	0.0539	0.153	139	335	188	104	0.295	0.0403
April-22	50.8	0.175 J	0.0772 J	185	498	257	119	54.4	ND

**Parameter: Manganese (mg/L)**

April-11	4.9	0.032	0.025	1.8	1.5	0.69	0.28	0.29	0.0084
August-11	6	0.0045	NS	2	1.8	0.75	0.34	0.32	0.0018
March-13	5.8	0.011	ND	1.9	1.6	0.6	0.45	0.28	ND
October-13	5.81	0.0108	0.0034	1.82	0.305	0.125	0.527	0.0093	0.003
April-14	5.9	0.0029	0.0091	1.88	1.18	0.452	0.584	0.199	0.0017
December-14	5.27	ND	0.0072	1.96	1.22	0.713	0.729	0.202	0.0031
June-15	5.54	0.0047	NS	2.64	1.48	0.745	0.874	0.19	0.0065
December-15	5.22	0.0426	NS	1.88	1.29	0.879	0.0237	0.203	0.019
May-16	4.92	0.0013	NS	2	1.51	0.553	0.722	0.0224	0.0029
November-16	5.1	0.0018	NS	1.87	1.3	0.375	0.738	0.0415	0.0013 JD3
May-17	5.06	NS	NS	1.84	NS	0.417	0.703	0.175	0.0088
November-17	4.58	0.0127	0.0182	1.9	1.25	0.42	0.736	0.182	0.0088
May-18	5.16 M6	0.0723	0.0061	1.88	0.788	0.382	0.891	0.00078 B	0.0025

ND: Non-Detect      NS: Not Sampled

Note: Asterisk indicates well was replaced immediately prior to the May 2020 event. Results shown before this date are from the original well, while results shown after this date are for the replacement well.



Event Date	CP02- PZM026	CP05- PZM019	CP05- PZM028	CP08(R)- PZM034*	CP09- PZM047	CP12- PZM052	CP14- PZM062	CP15- PZM042	CP16- PZM035
December-18	4.52	0.0136	0.0023	1.81	1.2	0.362	0.763	0.0046	0.00058
May-19	4.21	0.0249	0.0015	1.82	1.24 M1	0.41	0.813	0.0096	0.0051
November-19	4.81	0.0914	0.0035 JB	1.35 4c5c	1.33 4c	0.342	0.868 4c	0.134	ND
May-20	4.08	0.0105	0.0094	0.43	0.295	0.111	0.869	0.0078	0.0117
December-20	4.87	0.0136	0.0025	1.03	1.05 P6	0.377	0.869	0.0622	0.0061
May-21	4.87	0.0019 JD3B	0.00076	0.0025	1.37	0.0772	0.862	0.0194	0.00096
October-21	4.16	0.0076	0.0025	0.863	0.775	0.211	0.884	0.0029	0.0012
April-22	4.84	0.0253	ND	0.771 M1	1.03	0.205	0.962	0.0015 J	ND

**Parameter: Mercury (mg/L)**

April-11	ND	0.00003 J	ND	0.000087 J	0.000029 J	ND	ND	ND	ND
August-11	ND	ND	NS	ND	ND	ND	ND	ND	ND
March-13	ND	ND	ND	ND	ND	ND	ND	ND	ND
October-13	ND	ND	ND	ND	ND	ND	ND	ND	ND
April-14	ND	ND	ND	ND	ND	ND	ND	ND	ND
December-14	ND	ND	ND	ND	ND	ND	ND	ND	ND
June-15	ND	ND	NS	ND	ND	ND	ND	ND	ND
December-15	0.00003 JB	ND	NS	0.00012 J	ND	ND	ND	ND	ND
May-16	ND	ND	NS	ND	ND	ND	ND	ND	ND
November-16	ND	0.00014 JB	NS	ND	ND	ND	ND	0.000061 JB	ND
May-17	ND	0.00008 J	ND	ND	0.000036 J	ND	ND	ND	ND
November-17	ND	ND	ND	ND	ND	ND	ND	ND	ND
May-18	ND	ND	ND	ND	ND	ND	ND	ND	ND
December-18	ND	ND	ND	ND	ND	ND	ND	ND	ND
May-19	ND	ND	ND	ND	ND	ND	ND	ND	ND
November-19	0.00003 JB	0.00004 J	0.00003 J	ND	ND	0.00003 JB	0.00003 JB	ND	ND
May-20	ND	ND	ND	ND	ND	ND	ND	ND	ND
December-20	ND	ND	ND	ND	ND	ND	ND	ND	ND
May-21	ND	ND	ND	ND	ND	ND	ND	ND	ND
October-21	ND	ND	ND	ND	ND	ND	ND	ND	ND
April-22	ND	ND	ND	ND	ND	ND	ND	ND	ND

**Parameter: Nickel (mg/L)**

April-11	0.0086	0.034	0.015	0.0038 J	0.0045 J	0.0051	0.003 J	0.0045 J	0.042
August-11	0.014	0.037	NS	0.0067	0.0076	0.0085	0.0043 J	0.006	0.085
March-13	ND	0.011	ND	ND	ND	ND	ND	ND	ND
October-13	0.0014	0.0114	0.0036	0.0043	0.00066	0.00089	ND	0.0029	0.0135
April-14	0.00052	0.0095	0.0084	0.00059	0.00051	ND	ND	ND	0.0108
December-14	0.0009	0.0088	0.008	0.0016	ND	0.0012	0.0015	0.00087	0.0108
June-15	0.00096	0.0099	NS	0.0057	ND	ND	0.0012	ND	0.0115
December-15	0.00074	0.0084	NS	0.0049	0.0022 JD3	0.01	0.0074	0.0024	0.0097

ND: Non-Detect      NS: Not Sampled

Note: Asterisk indicates well was replaced immediately prior to the May 2020 event. Results shown before this date are from the original well, while results shown after this date are for the replacement well.

Event Date	CP02- PZM026	CP05- PZM019	CP05- PZM028	CP08(R)- PZM034*	CP09- PZM047	CP12- PZM052	CP14- PZM062	CP15- PZM042	CP16- PZM035
May-16	ND	0.0102	NS	0.0017 JD3	ND	0.00078 J	ND	0.00082 JD3	0.0117
November-16	ND	0.0089	NS	0.0012	ND	ND	0.00055 JD3	0.0024	0.0106
May-17	ND	0.0119	0.0116	0.00056	0.00082 JD3	0.00018 J	0.00019 J	0.00031 J	0.0103
November-17	0.00047 J	0.0092	0.0086	0.00081 JD3	0.00048 JB	0.00022 J	0.00022 JB	ND	0.011
May-18	0.00037 J	0.0108	0.006	0.0011	0.00087	0.00072	0.00032 J	0.0034	0.0094
December-18	ND	0.0076	0.0052	ND	ND	ND	0.00026 J	0.0037	0.0093
May-19	0.00031 J	0.008	0.0041	0.0014 JD3	0.0012 JD3	ND	0.00026 J	0.0035	0.0094
November-19	ND	0.0071 JB	0.007 JB	ND	ND	ND	ND	ND	0.0118
May-20	ND	0.0033	0.008	ND	0.00073 JD3	0.00067	ND	0.0026	0.0096
December-20	0.00045 J	0.0069	0.0048	0.00051	0.00099	0.00049 J	0.00052	0.0031	0.0111
May-21	0.0004 J	0.0076	0.007	0.00084	ND	ND	ND	0.001 JD3	0.0102
October-21	0.00031 J	0.0086	0.0071	0.0004 JB	0.00026 J	0.0255	0.00026 J	0.0048	0.01
April-22	ND	0.0069 J	ND	ND	ND	ND	ND	0.002 J	0.0107 J

**Parameter: Nitrate (mg/L)**

April-11	0.064	ND	ND	ND	0.051	ND	ND	ND	ND
August-11	7.1	ND	NS	ND	0.11	ND	ND	ND	ND
March-13	5.5	ND	0.47	ND	ND	ND	ND	0.1	ND
October-13	ND	ND	ND	ND	ND	0.37	ND	ND	ND
April-14	ND	ND	ND	ND	ND	0.088	ND	0.36	0.058
December-14	NS	0.081	ND	0.057	0.052	NS	ND	ND	ND
June-15	0.18	ND	NS	ND	ND	ND	ND	ND	ND
December-15	0.41	NS	NS	ND	ND	ND	ND	ND	ND
May-16	2.3	0.07 J	NS	ND	ND	ND	ND	ND	ND
November-16	ND	0.25	NS	ND	0.4	0.076 J	ND	ND	ND
May-17	0.061 J	ND	0.056 J	ND	ND	ND	ND	ND	ND
November-17	ND	ND	ND	ND	ND	ND	ND	ND	ND
May-18	ND	ND	ND	ND	ND	1.5	ND	ND	0.071 J
December-18	ND	ND	ND	ND	ND	ND	ND	ND	ND
May-19	4.8	ND	0.22	ND	ND	ND	ND	0.097 J	0.047 J
November-19	ND	ND	ND	ND	ND	0.74 J	0.042 J	ND	ND
May-20	3.2	0.99 J	ND	ND	2.4	8.2	ND	ND	ND
December-20	ND	ND	ND	ND	ND	0.59	ND	ND	0.15 J
May-21	ND	ND	ND	ND	ND	7.3	0.088 J	0.054 J	ND
October-21	ND	ND	ND	ND	ND	4.9	ND	ND	ND
April-22	ND	ND	ND	ND	ND	3.9	ND	ND	ND

**Parameter: Nitrite (mg/L)**

April-11	0.013	0.046	0.031	ND	ND	ND	0.04	ND	ND
August-11	ND	0.88	NS	ND	ND	ND	0.0087 J	ND	ND
March-13	ND	0.043	2.4	ND	ND	ND	ND	ND	ND

ND: Non-Detect      NS: Not Sampled

Note: Asterisk indicates well was replaced immediately prior to the May 2020 event. Results shown before this date are from the original well, while results shown after this date are for the replacement well.

Event Date	CP02- PZM026	CP05- PZM019	CP05- PZM028	CP08(R)- PZM034*	CP09- PZM047	CP12- PZM052	CP14- PZM062	CP15- PZM042	CP16- PZM035
October-13	ND	0.021	ND	ND	0.01	ND	ND	ND	ND
April-14	0.014 H3	0.062 H3	0.045 H3	ND	ND	ND	ND	ND	ND
December-14	NS	0.04 H11c	0.017 H11c	ND	ND	NS	0.018	ND	ND
June-15	ND	0.04 H3	NS	0.019 H1	ND	ND	ND	ND	ND
December-15	0.017 H1	NS	NS	0.01 H1	0.0046 J	0.0085 J	ND	0.0068 J	ND
May-16	0.01 B	0.033	NS	0.0063 J	ND	0.0025 J	ND	0.68	0.0048 J
November-16	0.0083 J	0.027	NS	0.016	ND	ND	ND	0.12 M1	0.0092 J
May-17	0.012	ND	ND	ND	0.0042 J	ND	0.0034 J	ND	ND
November-17	ND	0.019	0.023	ND	0.039	ND	0.0038 J	0.0097 J	ND
May-18	0.0071 J	0.083 5c	0.6 5c	0.0069 J	2.8	0.023	ND	0.69 3c	ND
December-18	ND	0.12 3c	0.34 3c	0.0096 J	0.015	ND	ND	1 ML3c	ND
May-19	0.018 1c	0.038 2c	0.083 2c	ND	ND	ND	ND	0.32 2c	ND
November-19	0.0088 J	0.043 4c	0.3 ML4c	ND	0.013 ML	ND	ND	0.041	ND
May-20	0.011	0.04 ML2c	0.23 2c	0.042	0.75 2c	0.013	ND	1.1 2c	ND
December-20	ND	0.1 1c	0.31 1c	ND	ND	ND	ND	1.4 1c	ND
May-21	ND	ND	0.016 2c	0.017 2c	ND	0.029	ND	ND	ND
October-21	ND	ND	0.0065 J2c	ND	ND	ND	ND	1.1 D4	ND
April-22	ND	0.056 1c	0.061 1c	0.049	0.18	0.0061 J	0.0076 J	0.14 2c	ND

**Parameter: Nitrogen, Nitrate-Nitrite (mg/L)**

April-11	0.077	ND	ND	ND	0.051	ND	ND	ND	ND
August-11	7.1	0.054	NS	0.042 J	0.11	ND	ND	ND	ND
October-13	ND	ND	ND	ND	ND	0.37	ND	ND	ND
April-14	ND	ND	ND	ND	ND	0.088	ND	0.36	0.058
December-14	ND	NS	NS	NS	NS	ND	NS	NS	NS
June-15	0.18	ND	NS	ND	ND	ND	ND	ND	ND
December-15	ND	ND	NS	ND	NS	NS	NS	NS	NS
May-16	2.4	0.1	NS	ND	ND	ND	ND	ND	ND
May-17	0.074 J	ND	0.056 J	ND	ND	ND	ND	ND	ND
November-17	ND	0.053 J	ND	ND	ND	ND	ND	ND	ND
May-18	0.048 J	0.088 J	0.3	ND	2.2	1.5	ND	0.27	0.076 J
December-18	ND	ND	0.07 J	ND	ND	ND	ND	0.48	ND
May-19	4.8	ND	0.31	ND	ND	ND	ND	0.42	0.049 J
November-19	ND	ND	ND	ND	ND	0.74 JD3	0.042 J	ND	ND
May-20	3.2	1 D3	ND	ND	3.2 D3	8.2	ND	0.66 JD3	ND
December-20	ND	0.13 JMHD3	0.4 JD3	ND	ND	0.6	ND	1.4 D3	0.15 JD3
May-21	ND	ND	ND	ND	ND	7.3	0.093 J	0.056 J	ND
October-21	ND	ND	ND	ND	ND	4.9	ND	0.47	ND
April-22	ND	ND	ND	ND	ND	3.9	ND	ND	ND

**Parameter: pH (SU)**

ND: Non-Detect      NS: Not Sampled

Note: Asterisk indicates well was replaced immediately prior to the May 2020 event. Results shown before this date are from the original well, while results shown after this date are for the replacement well.

Event Date	CP02- PZM026	CP05- PZM019	CP05- PZM028	CP08(R)- PZM034*	CP09- PZM047	CP12- PZM052	CP14- PZM062	CP15- PZM042	CP16- PZM035
April-11	7.12	12	12.5	7.4	7.54	8.52	8.74	8.45	13.2
August-11	6.1	11.9	NS	7.11	7.16	8.51	8.49	8.21	12.3
March-13	6.5 H6	12.5 H6	12.2 H6	7.5 H6	7.3 H6	8.2 H6	8.3 H6	8.2 H6	12.6 H6
October-13	6.8 H6	12.4 H6	11.7 H6	8 H6	8 H6	7.8 H6	8 H6	8 H6	12.3 H6
April-14	6.6 H6	12 H6	12 H6	7.4 H6	7.3 H6	7.8 H6	7.6 H6	7.8 H6	12.3 H6
June-15	6.9 H3H6	12.3 H3H6	NS	7.4 H3H6	7.3 H3H6	8.2 H3H6	7.9 H3H6	8.2 H3H6	12.6 H3H6
December-15	6.8 H6H1	12.5 H6H1	NS	7.3 H6H1	7.2 H6H1	8.3 H6H1	8 H6H1	8.3 H6H1	12.6 H6H1
May-16	6.9 H6	12.4 H6H1	NS	7.4 H6H1	7.3 H6H1	7.5 H6H1	7.8 H6H1	12.3 H6H1	12.1 H6H1
December-20	7.1 H3H6	NS	NS	NS	NS	8.4 H3H6	7.2 H3H6	NS	12.3 H3H6
May-21	6.7 H3H6	11.7 H3H6	12.3 H3H6	11.4 H3H6	6.9 H3H6	8.2 H3H6	7.5 H3H6	9.3 H3H6	12.4 H3H6
October-21	NS	NS	NS	NS	NS	8 H3H6	7.8 H3H6	NS	NS
April-22	6.9 H3H6	12.3 H3H6	12.3 H3H6	NS	7.4 H3H6	NS	NS	9.7 H3H6	NS

**Parameter: Potassium (mg/L)**

April-11	26 B	97 B	120 B	97 B	170 B	93 B	74 B	130 B	77 B
August-11	22	66	NS	75	150	88	61	120	68
March-13	21.4	74	56.7	69.8	142	77.3	55.4	108	60.2
October-13	19.5	77	92.2	74.9	80.3	65	58.4	120	60.9
April-14	20.4	81	87.2	68.8	129	83	52.2	113	70
December-14	19.4	77.1	79.4 M6	70.8	143	83.4	57.9	115	64.2
June-15	20.4	81.1	NS	77.2	145	89.9	65.8	121	70.3
December-15	19.3	76	NS	72.2	132	77	123	102	66.5
May-16	20.9	95.8 M1	NS	76.9	158	90.5	59.8	140	78.1
November-16	19.2	89.2	NS	73	130	73.5	56.4	119	67.4
May-17	19.5	88.9	68.8	70	137	75.3	57.2	114	67.5 M1
November-17	20.2	88.5	94.8	76.6	125	80.4	55.1	120	70.7
May-18	20.3 M6	96.5	70.5	79.6	115	82.2	61.4 M6	94.9	65.5
December-18	NS	80.5	59.6	85	152	80.6	NS	109	65.8
May-19	19.5	70.6	51.1	74.1	145 M6	90.1	60.1	106 M6	68.1
November-19	17.2	69.7	67.8	76.6	129 P6	77.1	58.4	127	67.6 P6
May-20	18.8	93.4	71	36.4	133	85.1	58.6	93.8	61.9
December-20	18.9	63.2 P6	54.9	50.3	131 P6	79.5	57.2	126	62.5 M1
May-21	19.2	67.1	57.6	43.8	148	68.8	49.8	151	65.5
October-21	18.3	62.3	60.1	46.7	116	65.9	54.9	121	54
April-22	22.7	78.8	77.1	76.5	174	107	68.8	141 P6	74.7

**Parameter: Selenium (mg/L)**

April-11	0.0013 J	0.0028 J	0.021	0.02	0.026	0.01	0.0097	0.034	ND
August-11	0.0037 J	0.0084	NS	0.064	0.14	0.067	0.039	0.11	0.0058
March-13	ND	ND	ND	ND	ND	ND	ND	ND	ND
October-13	0.00097	0.0005	ND	ND	ND	ND	ND	ND	ND

ND: Non-Detect      NS: Not Sampled

Note: Asterisk indicates well was replaced immediately prior to the May 2020 event. Results shown before this date are from the original well, while results shown after this date are for the replacement well.

Event Date	CP02- PZM026	CP05- PZM019	CP05- PZM028	CP08(R)- PZM034*	CP09- PZM047	CP12- PZM052	CP14- PZM062	CP15- PZM042	CP16- PZM035
April-14	0.0014	ND	ND	ND	0.00076	ND	ND	ND	ND
December-14	0.0015	ND	ND	ND	ND	NS	ND	ND	ND
June-15	0.0014	ND	NS	ND	ND	ND	0.00059	ND	ND
December-15	0.00096	0.00035 J	NS	ND	ND	ND	0.00089	ND	ND
May-16	0.001 JD3	0.00065 M1	NS	ND	ND	ND	ND	ND	0.00034 J
November-16	0.0011	0.0004 J	NS	ND	0.00016 J	ND	ND	0.00033 J	ND
May-17	0.0013	0.00068 JD3	0.00084	0.0002 J	ND	ND	ND	0.00016 J	0.00022 J
November-17	0.0014	0.00046 J	0.00091	ND	0.00022 J	ND	ND	ND	0.00033 J
May-18	0.0015	0.00069	0.0012	0.00049 J	0.00067	0.00035 J	0.0002 J	0.0008	0.00038 J
December-18	0.0011	0.0004 J	0.00078	ND	ND	ND	ND	0.00093	0.00037 J
May-19	0.0012	0.00034 J	0.00098	ND	ND	ND	ND	0.00079	0.00027 J
November-19	ND	ND	ND	ND	ND	ND	ND	ND	ND
May-20	0.0012 JD3	0.00099	ND	ND	ND	0.00014 J	ND	0.001 JD3	ND
December-20	0.0014	0.0005 M1	0.00075	0.00093	0.0016	ND	0.00017 J	0.0012	0.00029 J
May-21	0.0013	ND	0.00034 J	ND	ND	ND	ND	ND	0.00023 J
October-21	0.0012	0.00033 J	0.00047 J	0.0012	0.00065	0.000091 J	0.000098 J	0.0015	0.00029 J
April-22	0.0015 J	ND	ND	0.00088 J	ND	ND	ND	0.0011 J	ND

**Parameter: Silver (mg/L)**

April-11	ND	ND	ND	ND	ND	ND	ND	ND	ND
August-11	ND	ND	NS	ND	ND	ND	ND	ND	ND
March-13	ND	ND	ND	ND	0.0027	ND	ND	ND	ND
October-13	ND	0.00059	ND	0.00076	ND	ND	0.00077	ND	ND
April-14	ND	ND	ND	ND	ND	ND	ND	ND	ND
December-14	ND	ND	ND	ND	ND	ND	ND	ND	ND
June-15	ND	ND	NS	ND	ND	ND	ND	ND	ND
December-15	ND	ND	NS	0.00016 J	ND	ND	ND	ND	ND
November-16	ND	ND	NS	0.000012 J	ND	0.000095 JD3	ND	ND	ND
May-17	0.000017 JB	0.000085 JD3	ND	0.000039 JB	ND	ND	ND	ND	ND
November-17	ND	ND	ND	ND	ND	ND	ND	ND	ND
May-18	ND	ND	ND	ND	ND	ND	ND	ND	ND
December-18	ND	ND	ND	ND	ND	ND	ND	ND	ND
May-19	ND	ND	ND	ND	ND	ND	ND	ND	ND
November-19	ND	ND	ND	ND	ND	ND	ND	ND	ND
May-20	ND	ND	ND	ND	ND	ND	ND	ND	ND
December-20	ND	ND	ND	ND	ND	ND	ND	ND	ND
May-21	ND	ND	ND	ND	ND	ND	ND	ND	ND
October-21	ND	ND	ND	ND	ND	0.0034	ND	ND	ND
April-22	ND	ND	ND	ND	ND	ND	ND	ND	ND

**Parameter: Sodium (mg/L)**

ND: Non-Detect      NS: Not Sampled

Note: Asterisk indicates well was replaced immediately prior to the May 2020 event. Results shown before this date are from the original well, while results shown after this date are for the replacement well.

Event Date	CP02- PZM026	CP05- PZM019	CP05- PZM028	CP08(R)- PZM034*	CP09- PZM047	CP12- PZM052	CP14- PZM062	CP15- PZM042	CP16- PZM035
April-11	170	840	1,800	2,200	3,800	2,200	1,000	3,200	170
August-11	180	240	NS	2,200	3,700	2,300	1,000	3,300	170
March-13	158	686	260	2,290	3,720	2,250	1,070	3,430	141
October-13	178	475	1,760	2,340	2,120	1,770	1,030	775	140
April-14	172	450	536	2,170	3,440	1,890	962	3,330	177
December-14	149	498	522 M6	2,030	3,820	2,420	1,010	3,200	136
June-15	152	626	NS	2,490	3,660	2,190	1,060	3,330	148
December-15	149	405	NS	1,930	3,420	2,130	207	2,860	132
May-16	144	742 M1	NS	2,280	4,000	1,910	1,020	3,520	157
November-16	138	656	NS	2,150	3,510	1,820	988	2,180	128
May-17	126	1,290	581	2,100	3,460	1,950	983	3,110	129 M1
November-17	129	980	520	2,200	3,150	1,930	1,020	3,170	132
May-18	136 M6	928	317	2,220	3,050	1,690	994 M6	166	113
December-18	111	294	178	2,230	3,480	1,840	1,060	159	133
May-19	116	376	134	2,500	2,830 M6	1,930	978	240 M6	120
November-19	110	524	325	2,550	3,780 P6	1,870	1,070	3,540	117 P6
May-20	102	419	651	615	3,640	2,140	987	177	104
December-20	106	288 P6	177	1,740	3,400 P6	2,100	1,050	190	115 M1
May-21	107	230	367	42.9	3,680	1,560	979	2,960	128
October-21	90.1	382	250	1,740	3,370	1,810	1,020	193	97.5
April-22	118	655	497 P6	1,880	3,150	1,690	1,010	736 P6	135

**Parameter: Specific Conductance (umhos/cm)**

April-11	2,800	11,000	11,000	1,100	18,000	12,000	5,500	1,700	930
August-11	2.8	6.5	NS	11	17	17	17	17	11
March-13	3,130	11,800	5,440	12,700	21,100	13,500	6,740	18,700	11,500
October-13	3,270	10,500	11,400	13,500	17,300	11,800	6,660	18,400	10,900
May-18	2,710	10,700	6,700	11,900	15,900	10,300	5,910	5,800	9,530
December-18	2,920	8,990	6,880	13,400	19,600	12,100	6,780	7,470	1,010,000
May-19	2,830	11,600	6,560	13,700	21,200	12,200	6,960	16,600	11,300
November-19	3,240	12,400	9,260	14,800	23,600	14,700	7,560	21,100	12,600
May-20	2,730	9,580	11,700	8,810	20,100	11,600	6,480	9,310	11,000
December-20	2,920	8,630	6,700	8,680	19,000	11,200	6,370	9,140	11,400
May-21	2,950	7,860	10,700	3,110	21,100	12,300	7,040	16,900	11,400
October-21	2,870	9,770	7,880	11,600	20,400	13,100	7,490	10,400	11,000
April-22	2,850	11,700	8,700	9,390	20,300	12,100	6,900	14,900	9,680

**Parameter: Sulfate (mg/L)**

April-11	1,700	11	27	7.9	6	360	0.92 J	1.4	ND
August-11	1,600 B	37	NS	16	7.8	300	NS	NS	NS
March-13	1,470	29.4	33	11.1	6.6	306	7	4.3	36.5

ND: Non-Detect      NS: Not Sampled

Note: Asterisk indicates well was replaced immediately prior to the May 2020 event. Results shown before this date are from the original well, while results shown after this date are for the replacement well.

Event Date	CP02- PZM026	CP05- PZM019	CP05- PZM028	CP08(R)- PZM034*	CP09- PZM047	CP12- PZM052	CP14- PZM062	CP15- PZM042	CP16- PZM035
October-13	1,600	20	21.1	ND	58.9	59.4	ND	ND	29.3
April-14	1,920	11.1	ND	ND	ND	31.6	ND	ND	19.5
December-14	1,540	60	30.4	ND	ND	308	ND	ND	64.1
June-15	1,510	17.2	NS	ND	ND	290	ND	ND	18.8
December-15	1,470 B	54.5	NS	5.8 JB	14.2 B	294 B	4.8 JB	8.2 JB	31.6 B
May-16	1,460 B	31.4	NS	0.94 JB	1.2 JB	32.6	0.97 JB	4.2 JB	24.7
November-16	1,500	36.6	NS	2.9 JB	7.8 JB	130	1.1 JB	3 JB	46
May-17	1,260	25.7	7.8 JB	1.4 J	ND	21.8	ND	1.2 J	10.1
November-17	1,570	18.1	11.9	ND	8 J	29	ND	2.8 J	9.8 J
May-18	1,440	ND	79.4 JD3	18.7	82.9	86.2	ND	ND	9.4 J
December-18	1,450	ND	52.8 JD3	7.3 J	10.4	18.4	ND	6.4 J	7.2 J
May-19	1,780	ND	53.6	ND	ND	ND	ND	ND	ND
November-19	1,540	17.8	41.6	ND	ND	185	ND	ND	18.5
May-20	1,010	76.9	ND	ND	12.9	53.2	ND	ND	ND
December-20	1,290	ND	ND	ND	ND	35.7	ND	ND	ND
May-21	1,230	ND	ND	1,440 4c	ND	35.2	ND	ND	ND
October-21	1,690 3c	2,100 4c	1,440 ML4c	ND	ND	38.2	ND	1,730 3c	255 J3c
April-22	5,590	18.5	14.4	ND	ND	37.5	ND	ND	8.6 J

**Parameter: Thallium (mg/L)**

April-11	ND	ND	0.00052 J	0.00045 J	0.0003 J	ND	ND	0.00074 J	ND
August-11	ND	ND	NS	ND	ND	ND	ND	ND	ND
March-13	ND	ND	ND	ND	ND	ND	ND	ND	ND
October-13	ND	ND	ND	ND	ND	ND	ND	ND	ND
April-14	ND	ND	ND	ND	ND	ND	ND	ND	ND
December-14	ND	ND	ND	ND	ND	ND	ND	ND	ND
June-15	ND	ND	NS	ND	ND	ND	ND	ND	ND
December-15	ND	ND	NS	ND	ND	0.00008 JD3	0.000033 J	ND	ND
May-16	ND	0.000046 J	NS	0.00006 JD3B	0.00004 JD3	0.00006 JB	0.000065 JD3B	ND	ND
November-16	ND	0.00001 JB	NS	0.000014 JB	ND	0.0003 JD3B	ND	ND	ND
May-17	ND	ND	ND	0.000026 JB	ND	ND	ND	ND	ND
November-17	ND	ND	ND	ND	ND	ND	ND	ND	ND
May-18	0.000028 J	ND	ND	ND	0.000031 J	0.000032 J	ND	ND	ND
December-18	ND	ND	ND	ND	ND	ND	ND	ND	ND
May-19	ND	ND	ND	ND	0.00022 JD3	0.00069 J	ND	ND	ND
November-19	ND	ND	ND	ND	ND	ND	ND	ND	ND
May-20	ND	ND	ND	ND	ND	ND	ND	ND	ND
December-20	ND	ND	ND	ND	ND	ND	ND	ND	ND
May-21	ND	ND	ND	ND	ND	ND	ND	ND	ND
October-21	ND	ND	ND	ND	ND	0.0242	ND	ND	ND
April-22	ND	ND	ND	ND	ND	ND	ND	ND	ND

ND: Non-Detect      NS: Not Sampled

Note: Asterisk indicates well was replaced immediately prior to the May 2020 event. Results shown before this date are from the original well, while results shown after this date are for the replacement well.

Event Date	CP02- PZM026	CP05- PZM019	CP05- PZM028	CP08(R)- PZM034*	CP09- PZM047	CP12- PZM052	CP14- PZM062	CP15- PZM042	CP16- PZM035
------------	-----------------	-----------------	-----------------	---------------------	-----------------	-----------------	-----------------	-----------------	-----------------

<b>Parameter:</b>	<b>Total Dissolved Solids (mg/L)</b>								
April-11	2,100	4,700	3,500	3,200	6,700	6,300	2,900	7,100	2,200
August-11	2,400	2,000	NS	5,100	7,200	6,700	3,100	6,500	2,300
March-13	2,350	3,220	1,470	6,300	10,900	7,080	3,130	9,910	2,560
October-13	2,640	3,200	5,940	7,030	9,320	6,280	3,290	9,930	2,650
April-14	2,450	3,150	3,400	6,480	10,700	6,050	3,460	9,760	2,840
May-18	2,550 4c	5,570 2c	3,020 4c	6,960 4c	11,300 2c	6,570 2c	3,080 1c	1,860 2c	3,560 3c
December-18	2,510 2c	2,740 2c	2,010 2c	6,040 3c	952	5,440 2c	3,440 2c	1,430 2c	2,980 2c
May-19	1,980	3,100 1c	1,480 3c	7,740 2c	9,860 1c	6,560 2c	3,270 3c	9,100 3c	2,670 2c
November-19	2,560 H12c	3,710 2c	2,850 2c	9,000 3c	10,900 1c	6,100 H12c	3,340 2c	11,100 2c	2,750 2c
May-20	2,810 3c	2,880 4c	2,820 3c	5,620 1c	10,900 3c	5,660 4c	2,910 3c	1,880 3c	3,230 3c
December-20	2,170 5c	2,060 2c	1,480 2c	3,950 2c	12,900 2c	5,270 4c	3,530 4c	2,060 2c	2,430 5c
May-21	1,900 3c	1,550 3c	2,870 3c	1,890 3c	9,320 3c	6,170 3c	2,950 3c	6,950 3c	2,100 3c
October-21	2,150 2c	2,370 3c	2,970 3c	4,620 2c	9,380 3c	5,490 2c	2,970 2c	1,920 2c	2,170 2c
April-22	1,870 3c	3,200 2c	2,210 2c	4,940 3c	9,350 3c	5,670 2c	3,150 2c	7,430 3c	2,400 2c

<b>Parameter:</b>	<b>Turbidity (NTU)</b>								
April-11	3.3	7.8	1.2	39	120	28	2.5	18	0.61
August-11	11	3	NS	53	210	17	7.2	19	0.62
March-13	2.4	0.4	0.28	44.4	106	3.4	2.9	6.5	0.19
October-13	16.9	0.35	2.7	41	122	7.8	4.5	7.2	1.5
April-14	28.1	0.25 H3	1.9 H3	39.7	64.6 H3	1.6	32.3 H3	14.8 H3	0.86 H3
June-15	29 H1	3.4 H3	NS	223 H1	233 H1	36.1	39.8	19.4 H1	1
December-15	104 H1	1.8 H1	NS	78 H1	75.2	28.6	29.7	23.3	0.72
May-16	5.4	0.93	NS	50.5	33.7	13	7.6	12.5	0.75
November-16	25.4	0.82	NS	51.2	39.6	1	31.3	8.2	0.47
May-17	38.1	5.6	2.4	44.3	188	8.8	55	11.2	2.1
November-17	23.8	2.1	8.9	41.8	182	6.4	23.7	11.8	0.79
May-18	40.8	10.7	1.7	17.5	33.4	3	33.4	2	1.8
December-18	35	3.4	0.97	45.4	350	5.1	65.5	5.1	0.16
May-19	24.2	1	0.45	74	134	2.9	10.6	16.6	1.7
November-19	27.4	0.52	1.1	69	288	4.7	76.2	12.1	1.1
May-20	6	1.6	3.2	295	3.3	1.2	14.6	12.1	2.8
December-20	14.5	6.7	1.6	90	146	3	124	5.8	1.9
May-21	12	0.85	1.1	0.2	550	2.8	45	2.3	0.35
October-21	10	0.7	2.1	650	200	0.6	120	2.8	1.6
April-22	6.6	6.9	1.2	650	150	3.4	34	3.2	3.4

<b>Parameter:</b>	<b>Vanadium (mg/L)</b>								
April-11	ND	ND	ND	ND	ND	0.0033 J	ND	ND	ND

ND: Non-Detect      NS: Not Sampled

Note: Asterisk indicates well was replaced immediately prior to the May 2020 event. Results shown before this date are from the original well, while results shown after this date are for the replacement well.



Event Date	CP02- PZM026	CP05- PZM019	CP05- PZM028	CP08(R)- PZM034*	CP09- PZM047	CP12- PZM052	CP14- PZM062	CP15- PZM042	CP16- PZM035
August-11	ND	0.0053	NS	ND	ND	ND	ND	ND	ND
March-13	ND	0.0015	ND	ND	0.0085	ND	0.0006 D3	0.0016	ND
October-13	0.0013	0.002	0.0055	0.0221	0.0061	0.006	0.0015	0.00094	0.0004
April-14	0.0013	ND	ND	0.0081	0.0088	0.0016	0.0033	ND	ND
December-14	0.0014	ND	ND	0.0198	ND	0.0099	0.0052	0.0014	ND
June-15	0.0023	0.0011	NS	0.0473	0.0119	0.0275	0.0065	ND	ND
December-15	0.0019	0.0029	NS	0.0148	0.0118	0.111	0.0014	0.00081 J	0.0013
May-16	0.00085 JD3	0.00086 J	NS	0.0109	0.0071	0.0113	ND	0.0022 JD3	0.0002 J
November-16	0.0012	0.00079 J	NS	0.0082	0.005	0.0019 JD3	0.0007 JD3	0.00056 JD3	ND
May-17	0.0023	0.0011 JD3	0.0027	0.0081	0.0065	0.0029	0.00013 J	ND	0.0014 B
November-17	0.00085 J	0.0014	0.0118	0.0098	0.0054	0.0024	ND	0.00029 J	0.0004 J
May-18	0.0016	0.0055	0.017	0.007	0.0056	0.0021	0.0016	0.0005 J	ND
December-18	0.0021	0.0014	0.0128	0.0069	0.0067	0.002	0.00036 J	0.00065 J	ND
May-19	0.00087 J	0.0021	0.0104	0.013	0.0119	ND	0.00044 J	0.0004 J	0.00032 J
November-19	0.00065 J	0.0064	0.0034 J	0.0074 4c5c	0.0094 4c	0.0037 J	0.0015 J4c	0.0017 J	0.0011 J
May-20	ND	0.0013	0.0023 JD3	0.0043 JD3	0.0071	0.0016	ND	ND	ND
December-20	0.0013	0.0014	0.0064	0.0028	0.0061	0.0018	0.0003 J	0.0011	ND
May-21	0.00088 J	0.0038 J	0.00062 J	0.0432	0.0088	0.0017	ND	ND	ND
October-21	0.00092 J	0.001	0.0036	0.0025	0.0063	0.0252	0.00027 J	ND	0.00019 J
April-22	0.0019 J	ND	ND	0.00091 J	0.0068	0.0025 J	0.003 J	0.00048 J	ND

**Parameter: Zinc (mg/L)**

April-11	0.0056	0.034	0.0075	0.0042 J	0.0056	0.017	0.0035 J	0.0076	0.025
August-11	0.011	0.0031 J	NS	0.0038 J	0.0084	0.0075	0.0045 J	0.0029 J	ND
March-13	ND	ND	ND	ND	ND	ND	ND	ND	ND
October-13	0.0071	0.0106	0.0114	0.0653	0.0095	0.0208	0.0087	0.142	0.0108
April-14	ND	ND	0.0146	0.0094	ND	ND	ND	ND	ND
December-14	0.006	ND	ND	0.0143	ND	0.0082	0.0065	ND	ND
June-15	0.0062	ND	NS	0.0703	ND	ND	0.0062	ND	ND
December-15	0.0111	0.0078	NS	0.0173	0.0144 JD3	0.0652	0.0068	0.0031 J	0.007
May-16	ND	0.0017 JM1	NS	0.0095 JD3	ND	0.0085 J	ND	ND	0.0033 J
November-16	0.0029 JB	0.0022 J	NS	0.016 B	0.001 J	ND	ND	0.0023 J	ND
May-17	0.0054	0.006 JD3	0.0044 J	0.0076	0.0053 JD3	0.0057	0.0015 J	0.0011 J	0.0021 J
November-17	0.0089 B	0.0033 J	0.01	0.0131 JB	0.003 J	0.0032 JB	0.0015 J	0.00084 J	0.0037 JB
May-18	0.0025 J	0.0109	0.0031 J	0.012	0.0056	0.0089	0.0099	0.005 J	0.0231
December-18	ND	0.0026 J	0.0021 J	ND	0.0057	0.0108 JD3	0.0033 J	0.0021 J	0.0053
May-19	0.0069	0.0055	0.0022 J	0.0187 JD3	0.0098 JD3	ND	0.0041 J	0.0028 J	0.0049 J
November-19	0.007 JB	0.0137 B	0.0047 JB	0.0057 JB4c5c	0.0056 JB4c	0.0065 JB	0.0045 JB4c	0.0032 JB	0.0029 JB
May-20	ND	0.0158	ND	0.0263	ND	0.0146	ND	ND	ND
December-20	0.0027 J	0.003 J	ND	0.0064	0.0045 J	0.0058	ND	0.0042 J	ND
May-21	0.0024 J	ND	ND	ND	ND	0.0071	0.0118	ND	ND

ND: Non-Detect      NS: Not Sampled

Note: Asterisk indicates well was replaced immediately prior to the May 2020 event. Results shown before this date are from the original well, while results shown after this date are for the replacement well.

Event Date	CP02- PZM026	CP05- PZM019	CP05- PZM028	CP08(R)- PZM034*	CP09- PZM047	CP12- PZM052	CP14- PZM062	CP15- PZM042	CP16- PZM035
October-21	ND	ND	0.0022 J	0.0027 J	ND	0.0303	ND	0.012	0.004 J
April-22	ND	ND	ND	ND	ND	ND	ND	ND	ND

ND: Non-Detect      NS: Not Sampled

Note: Asterisk indicates well was replaced immediately prior to the May 2020 event. Results shown before this date are from the original well, while results shown after this date are for the replacement well.

---

---

## **APPENDIX D**

---

---

## Appendix D - Data Qualifiers Index

Data Qualifier	Definition
1c	A matrix spike/matrix spike duplicate was not performed for this batch due to insufficient sample volume.
2c	The read back of the low concentration calibration standard for this compound is not within 30% of the true value. The results may be biased high and should be considered estimated.
3c	The read back of the low concentration calibration standard for this compound is not within 30% of the true value. The results may be biased low and should be considered estimated.
4c	Sample volume was reduced so the sample could be within an acceptable range
5c	The read back of the low concentration calibration standard for this compound is not within 30% of the true value. The results may be biased low and should be considered estimated.
B	Analyte was detected in the associated method blank.
c2	Acid preservation may not be appropriate for the analysis of 2-Chloroethylvinyl ether.
CH	The continuing calibration for this compound is outside of Pace Analytical acceptance limits. The results may be biased high.
D3	Sample was diluted due to the presence of high levels of non-target analytes or other matrix interference.
D4	Sample was diluted due to the presence of high levels of target analytes.
E	Analyte concentration exceeded the calibration range. The reported result is estimated.
ED	Due to the extract's physical characteristics, the analysis was performed at dilution.
H3	Sample was received or analysis requested beyond the recognized method holding time.
H6	Analysis initiated outside of the 15 minute EPA required holding time.
IH	This analyte exceeded secondary source verification criteria high for the initial calibration. The reported results should be considered an estimated value.
IL	This analyte exceeded secondary source verification criteria low for the initial calibration. The reported results should be considered an estimated value.
L1	Analyte recovery in the laboratory control sample (LCS) was above QC limits. Results for this analyte in associated samples may be biased high.
L2	Analyte recovery in the laboratory control sample (LCS) was below QC limits. Results for this analyte in associated samples may be biased low.
M1	Matrix spike recovery exceeded QC limits. Batch accepted based on laboratory control sample (LCS) recovery.
M5	A matrix spike/matrix spike duplicate was not performed for this batch due to insufficient sample volume.
M6	Matrix spike and Matrix spike duplicate recovery not evaluated against control limits due to sample dilution.
MH	Matrix spike recovery and/or matrix spike duplicate recovery was above laboratory control limits. Result may be biased high.
ML	Matrix spike recovery and/or matrix spike duplicate recovery was below laboratory control limits. Result may be biased low.
P6	Matrix spike recovery was outside laboratory control limits due to a parent sample concentration notably higher than the spike level.
R1	RPD value was outside control limits.
S4	Surrogate recovery not evaluated against control limits due to sample dilution.