BROOKFIELD RENEWABLE

BROOKFIELD POWER PINEY & DEEP CREEK, LLC

Deep Creek Hydroelectric Station

2016 Annual Report

Maryland Department of the Environment

Water Appropriation and Use Permit No. GA1992S009(08)

January 26, 2017

Brookfield

TABLE OF CONTENTS

1.0 Introduction 1
1.1 Lake Level Monitoring 1
1.1.1 End-of-Month Lake Levels 2
1.1.2 Daily Lake Levels 2
1.2 Water Temperature Monitoring 3
1.3 Minimum Flow Release Monitoring 5
1.4 Dissolved Oxygen Monitoring 5
1.5 Releases Unsuitable for Whitewater Recreation 6
1.6 Zebra Mussel Monitoring 7

APPENDICES

APPENDIX A - 2016 Deep Creek Lake Level Graph
2016 Deep Creek Daily Lake Level and Rainfall Table
2016 Daily Variances of Upper and Lower Rule Band

APPENDIX B - 2016 Summary of Temperature Excursions
2016 Temperature in the Youghiogheny River at Sang Run Bridge
2016 Temperature Enhancement Plan Daily Log Sheets

APPENDIX C - Provisional 2016 Daily Mean Flow Data from the USGS Hoyes Run Gage
2016 Bypass Flow Valve Operation Summary
2016 Bypass Valve Operation Daily Log Sheets

APPENDIX D - 2016 Dissolved Oxygen Data & Generation Graphs
2016 Dissolved Oxygen Concentrations Collected below the Deep Creek Station Tailrace

APPENDIX E - 2016 Zebra Mussel Monitoring Logs

1.0 INTRODUCTION

Brookfield Power Piney & Deep Creek, LLC (Brookfield) holds a Water Appropriation and Use Permit (Permit), issued on June 17, 2011 (effective June 1, 2011) by the Maryland Department of Enviroment (MDE), providing for the continued operation of the Deep Creek Hydroelectric Project (Project). Permit Condition 23 requires Brookfield to submit an annual report to the MDE, which includes data and information as specified in the Permit Conditions listed below.

- Lake level monitoring (Condition 15)
- Water temperature monitoring (Condition 16)
- Minimum flow release monitoring (Condition 17)
- Dissolved oxygen (DO) monitoring (Condition 18)
- Releases unsuitable for whitewater recreation (Condition 19)
- Zebra mussel monitoring (Condition 21)

1.1 Lake Level Monitoring

Brookfield operates the Project according to the Operating Rules specified in the 2011 Permit such that water elevations in Deep Creek Lake are maintained within the Operating Rule Band except that excursions of up to 0.3 feet above the Operating Rule Band lasting not more than 21 days are allowed from May through October, and except in the event of unusual or emergency conditions as defined in the 2011 Permit. The Upper Rule Band (URB) and Lower Rule Band (LRB) are the highest and lowest desirable reservoir levels at the end of each month.

Pursuant to the 2011 Permit, Brookfield measures and records water elevations in Deep Creek Lake via a gage at the intake structure near the dam at approximately the same time each day. Lake level monitoring data is included in Appendix A.

1.1.1 End-of-Month Lake Levels

Reservoir levels were above/below the URB at the end of the month as presented in Table 1. The end-of-month lake levels remained below the URB during all months in 2016 with the exception of March 2016, when the lake level was 0.2 ft above the URB on March 31.

TABLE 1
END-OF-MONTH LAKE LEVEL (IN FEET) ABOVE / BELOW URB

MONTH OF YEAR	FEET ABOVE (+) or BELOW (-) URB
January	- 0.7
February	- 0.2
March	+ 0.2
April	- 0.3
May	0.0
June	0.0
July	- 0.9
August	- 1.2
September	- 1.2
October	- 1.1
November	- 2.9
December	- 2.5

1.1.2 Daily Lake Levels

The following summary describes the daily variances of the URB and LRB, and Appendix A provides a graphical and tabular summary of these daily variances.

- The lake level remained above the LRB with the exception of November 21 to 24 and November 26 to 28 when the lake level was at elevation 2454.9 ft (0.1 ft below the LRB).
- The lake level exceeded the URB from March 28 to 31 by 0.1 to 0.2 ft.
- The lake level exceeded the URB from June 17 to 18 after the Project received 1.97 inches of rain on June 16 and 1.5 inches of rain on June 17.

1.2 Water Temperature Monitoring

Brookfield monitored water temperature in the Youghiogheny River in accordance with the Deep Creek Station Water Temperature Enhancement Plan (approved June 8, 1996, revised September 2001 and January 2009).[1] The plan was designed to maintain water temperatures below 25 degrees Celsius (ºC) in the Youghiogheny River.

Water temperature is measured from a temperature probe seasonally installed and maintained by Brookfield in the Youghiogheny River at the Sang Run Bridge. The instrument records water temperature at 10-minute intervals, has a monitoring accuracy of 0.1°C, and is calibrated in accordance with the manufacturer's instructions. Brookfield retrieves data via telephone modem from the instrument.

By reports dated July 6, August 5, and September 6, 2016, Brookfield provided the MDE with dates when temperature excursions occurred at the Sang Run temperature monitoring station and an explanation for those excursions. As described in the monthly reports, temperature excursions at the Project were due to in part to the inherent uncertainty of the model. This model attempts to predict future temperatures of the Youghiogheny River, based on air temperature readings, cloud cover factor, cloud cover forecast, river flow, and actual water temperature readings. Due to the multitude of parameters used in the predictions, inherent variability in the predicted temperatures exists.

Temperature excursions occurred at the Project on June 12, 14, and 30; July 12, 19, 25 and 31; and August 2, 3, 7, 11, 13, 18, 23 and 24. Brookfield conducted thirty five specific temperature enhancement releases (TERs) in 2016 as shown in Table 2 below.

[2] By letter dated January 9, 2009, MDE provided Brookfield a copy of the January 2009 revision to the Deep Creek Station Youghiogheny River Water Temperature Enhancement Plan, and notified Brookfield that MDE planned to formally adopt the revised protocol on February 1, 2009. By letter dated January 30, 2009, Brookfield notified MDE that Brookfield concurred with the Revised Temperature Enhancement Plan protocol and would incorporate these changes into the model for the 2009 temperature-monitoring period.

Appendix B presents the Water Temperature Enhancement Plan data prediction sheets, the results of Sang Run temperature monitoring, and a summary of temperature excursions during the period from June 1 through August 31, 2016.

TABLE 2
2016 TEMPERATURE ENHANCEMENT PLAN RELEASE DATES

DATE	START TIME	STOP TIME	RIVER FLOW AT OAKLAND GAGE (CFS)
June 9, 2016	11:00	13:00	75
June 11, 2016	12:30	14:30	56
June 12, 2016	14:30	15:30	50
June 15, 2016	12:30	13:30	38
June 16, 2018	12:30	14:30	37
June 28, 2016	12:30	13:30	90
June 30, 2016	15:00	16:00	62
July 10, 2016	15:30	16:30	112
July 12, 2016	12:30	14:30	78
July 13, 2016	11:00	13:00	66
July 14, 2016	11:00	13:00	71
July 17, 2016	11:00	13:00	43
July 19, 2016	12:30	14:30	56
July 20, 2016	12:30	14:30	40
July 21, 2016	09:00	11:00	31
July 24, 2016	11:00	13:00	27
July 26, 2016	11:00	13:00	21
July 27, 2016	11:00	13:00	22
July 28, 2016	11:00	13:00	21
July 31, 2016	12:30	14:30	45
August 2, 2016	12:30	14:30	54
August 3, 2016	14:00	15:00	40
August 7, 2016	14:30	15:30	71
August 9, 2016	11:00	13:00	29
August 10, 2016	11:00	13:00	25
August 11, 2016	11:00	13:00	23
August 14, 2016	11:00	13:00	18
August 16, 2016	12:30	14:30	31
August 17, 2016	11:00	13:00	43
August 18, 2016	12:30	14:30	54
August 24, 2016	15:30	16:30	29
August 25, 2016	11:00	13:00	24
August 28, 2016	11:00	13:00	21
August 30, 2016	11:00	13:00	43
August 31, 2016	11:00	13:00	24

1.3 Minimum Flow Release Monitoring

Brookfield operated the flow bypass valve in accordance with the Deep Creek Station Flow Bypass Operation Protocol (May 1995, revised September 2001 and August 2012). The flow bypass protocol requires Brookfield to maintain a minimum flow of 40 cubic feet per second (cfs) in the Youghiogheny River immediately downstream of the tailrace. Brookfield monitored the daily river flows at the Hoyes Run Gage (USGS Gage No. 03076100). As required by the protocol, when calculated flows downstream of the tailrace are below 40 cfs, Brookfield may be required to open a bypass valve to release enough water to maintain 40 cfs.

Due to flows staying above 40 cfs, the flow bypass remained closed January 1 through September 8, 2016. Brookfield provided enhanced bypass flow to the Youghiogheny River on September 8, 2016, due to calculated flows less than 40 cfs at the Hoyes Run Gage, which is located approximately ¼ mile downstream of the tailrace outflow. The flow bypass valve was opened again from September 14 to 19, 2016, and September 22 to 29, 2016, due to calculated daily river flows being less than 40 cfs. From September 30 through December 31, 2016, flows were greater than 40 cfs, and enhanced bypass flow was not required. Appendix C includes the Bypass Flow Monitoring Log Sheets, Operation Data Table, and USGS Provisional Water Discharge Data from the Hoyes Run Gage.

1.4 Dissolved Oxygen Monitoring

Brookfield operated the DO enhancement weir during 2016 in accordance with the Dissolved Oxygen Enhancement Operations and Monitoring Protocol approved by the MDE on January 6, 1995. In 2016, automated monitoring was conducted on a 24/7 basis for both on and off generation periods from June 1 through October 1. A HOBO dissolved oxygen data logger (Model U26-001) recorded readings at 30 minutes intervals at the confluence of the tailrace and Youghiogheny River. A summary of the DO data is provided below and shown in tables and graphs provided in Appendix D.

As indicated below and shown on the graphs in Appendix D, DO concentrations at the Project steadily decrease throughout the summer months with the exception of sharp spikes in DO concentrations during periods of generation at the Project.

- DO concentrations typically begin to decrease rapidly in mid-July and extends through September.
- The daily average DO concentration in June was 8.48 miligrams per liter (mg/L) with a minimum concentration of 6.38 mg/L and a maximum concentration of 10.30 mg/L.
- The daily average DO concerntration in July was 4.95 mg/L with a minimum concentration of 1.74 mg/L and a maximum concentration of 8.61 mg/L.
- The daily average DO concentration in August was 1.83 mg/L with a minimum concentration of 0.16 mg/L and a maximum concentration of 6.66 mg/L.
- The daily average DO concentration in September was 1.32 mg/L with a minimum concentration of 0.00 mg/L and a maximum concentration of 8.03 mg/L.

1.5 Releases Unsuitable for Whitewater Recreation

Permit Condition 19 outlines several operating rules designed to enhance whitewater boating opportunities in the Youghiogheny River.

Permit Condition 19.A provides a standard whitewater release (WWR) schedule, a special WWR schedule, and a provision that allows Brookfield to combine temperature enhancement releases with scheduled WWR. These conditions apply from April 15 through October 15, annually.

Permit Condition 19.B provides additional operating rules that place conditions on the operations of the Deep Creek Project based on flows at the Friendsville Gage and water levels at the Deep Creek Lake Gage.

More specifically, Permit Condition 19.B.V allows Brookfield to employ either a "3rd Hour Regulation" or an "All Hour Regulation" approach for plant operations, in addition to the previously referenced conditions.

There were no releases unsuitable for whitewater recreation during 2016.

1.6 Zebra Mussel Monitoring

Artificial substrates placed at the Project intake area during 2016 showed no signs of zebra mussels. Appendix E contains the 2016 Zebra Mussel Monitoring Report data sheets.

APPENDIX A

- 2016 Deep Creek Lake Level Graph
- 2016 Deep Creek Daily Lake Level and Rainfall Table
- 2016 Daily Variances of Upper and Lower Rule Band

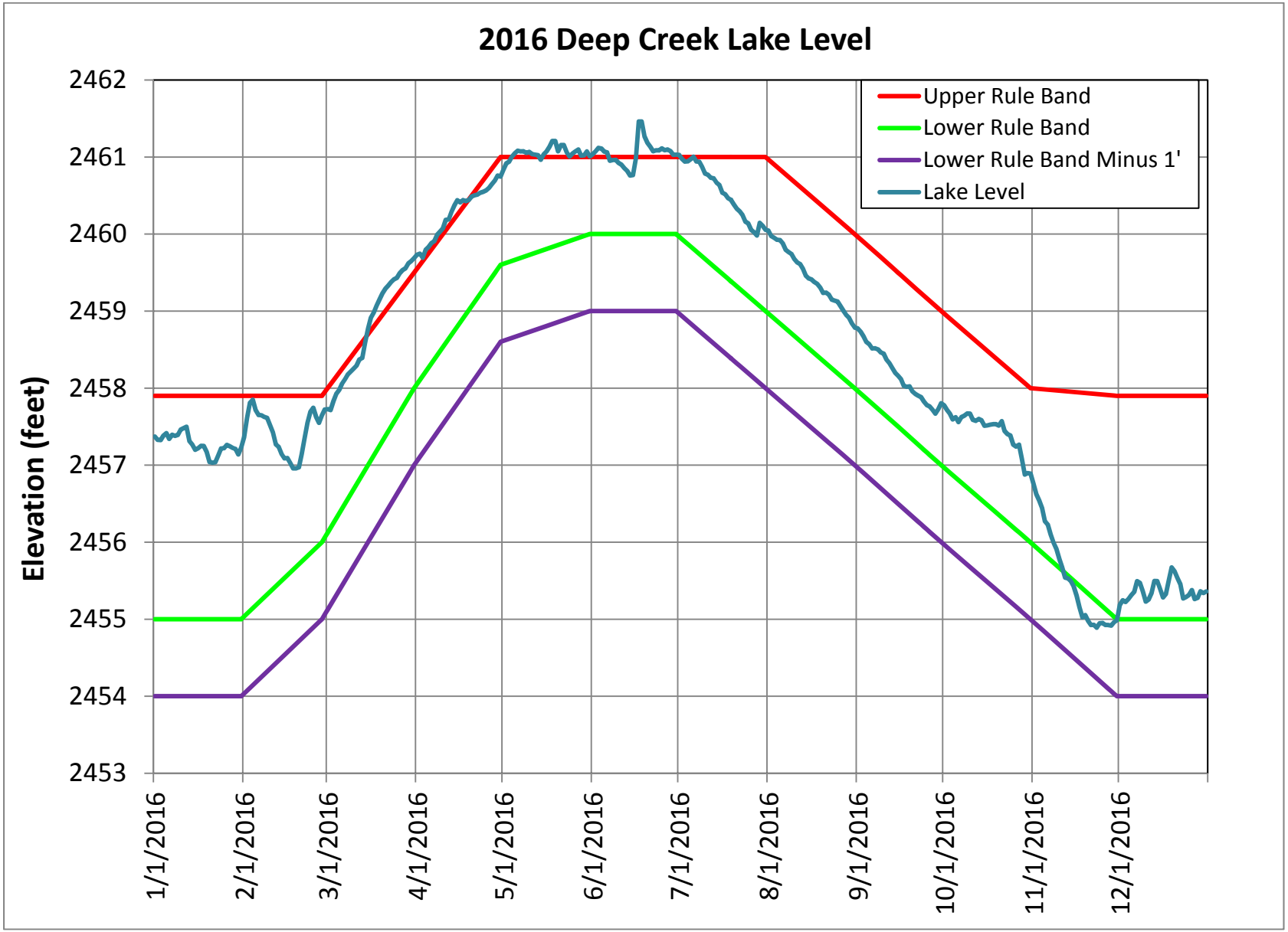
2016 Deep Creek Lake Level
Elevation (feet)
2462
2461
2460
2459
2458
2457
2456
2455
2454
2453
1/1/2016
2/1/2016
3/1/2016
4/1/2016
5/1/2016
6/1/2016
7/1/2016
8/1/2016
9/1/2016
10/1/2016
11/1/2016
12/1/2016
Upper Rule Band
Lower Rule Band
Lower Rule Band Minus 1'
Lake Level

2016 Deep Creek Daily Lake Level & Rainfall											
Month	**Day**	**Lake Level (feet msl)**	**Rainfall (Inches)**	**Month**	**Day**	**Lake Level (feet msl)**	**Rainfall (Inches)**	**Month**	**Day**	**Lake Level (feet msl)**	**Rainfall (Inches)**
Jan	1	2457.4	0.00	**Feb**	1	2457.4	0.12	**Mar**	1	2457.7	0.00
	2	2457.3	0.00		2	2457.6	0.05		2	2457.7	0.40
	3	2457.3	0.10		3	2457.8	0.20		3	2457.8	0.10
	4	2457.4	0.10		4	2457.8	0.30		4	2457.9	0.00
	5	2457.4	0.03		5	2457.7	0.00		5	2458.0	0.00
	6	2457.3	0.00		6	2457.7	0.00		6	2458.1	0.00
	7	2457.4	0.00		7	2457.6	0.00		7	2458.1	0.15
	8	2457.4	0.00		8	2457.6	0.00		8	2458.2	0.00
	9	2457.4	0.00		9	2457.6	0.20		9	2458.2	0.00
	10	2457.5	0.00		10	2457.5	0.25		10	2458.3	0.00
	11	2457.5	0.60		11	2457.4	0.05		11	2458.3	0.20
	12	2457.5	0.00		12	2457.3	0.03		12	2458.4	0.00
	13	2457.3	0.10		13	2457.2	0.00		13	2458.4	0.07
	14	2457.3	0.00		14	2457.1	0.00		14	2458.6	1.00
	15	2457.2	0.00		15	2457.1	0.00		15	2458.8	0.13
	16	2457.2	0.00		16	2457.1	0.00		16	2458.9	0.25
	17	2457.2	0.00		17	2457.0	0.25		17	2459.0	0.00
	18	2457.2	0.40		18	2457.0	0.05		18	2459.1	0.00
	19	2457.2	0.03		19	2457.0	0.00		19	2459.2	0.00
	20	2457.0	0.00		20	2457.0	0.10		20	2459.2	0.00
	21	2457.0	0.05		21	2457.1	0.10		21	2459.3	0.35
	22	2457.0	0.00		22	2457.4	0.10		22	2459.3	0.05
	23	2457.1	0.00		23	2457.6	0.00		23	2459.4	0.00
	24	2457.2	0.00		24	2457.7	0.03		24	2459.4	0.00
	25	2457.2	2.25		25	2457.7	0.40		25	2459.4	0.18
	26	2457.3	0.00		26	2457.6	0.30		26	2459.5	0.10
	27	2457.2	0.00		27	2457.6	0.00		27	2459.5	0.20
	28	2457.2	0.10		28	2457.6	0.00		28	2459.6	0.10
	29	2457.2	0.02		29	2457.7	0.05		29	2459.6	0.15
	30	2457.1	0.00						30	2459.6	0.00
	31	2457.2	0.00						31	2459.7	0.04
Total			**3.78**				**2.58**				**3.47**

2016 Deep Creek Daily Lake Level & Rainfall											
Month	**Day**	**Lake Level (feet msl)**	**Rainfall (Inches)**	**Month**	**Day**	**Lake Level (feet msl)**	**Rainfall (Inches)**	**Month**	**Day**	**Lake Level (feet msl)**	**Rainfall (Inches)**
Apr	1	2459.7	0.00	**May**	1	2460.8	0.00	**Jun**	1	2461.0	0.00
	2	2459.7	0.00		2	2460.9	0.80		2	2461.1	0.00
	3	2459.7	0.00		3	2460.9	0.20		3	2461.1	0.34
	4	2459.8	0.45		4	2461.0	0.00		4	2461.1	0.00
	5	2459.8	0.40		5	2461.0	0.30		5	2461.1	0.00
	6	2459.9	0.00		6	2461.1	0.53		6	2461.1	0.70
	7	2459.9	0.10		7	2461.1	0.00		7	2461.0	0.05
	8	2460.0	0.65		8	2461.1	0.00		8	2461.0	0.10
	9	2460.0	0.00		9	2461.1	0.35		9	2461.0	0.00
	10	2460.1	0.00		10	2461.1	0.30		10	2460.9	0.00
	11	2460.2	0.40		11	2461.0	0.10		11	2460.9	0.00
	12	2460.2	0.30		12	2461.0	0.15		12	2460.9	0.00
	13	2460.3	0.03		13	2461.0	0.10		13	2460.8	0.00
	14	2460.4	0.00		14	2461.0	0.00		14	2460.8	0.00
	15	2460.4	0.00		15	2461.0	0.00		15	2460.8	0.00
	16	2460.4	0.00		16	2461.1	0.75		16	2461.0	1.97
	17	2460.4	0.00		17	2461.1	0.00		17	2461.5	1.50
	18	2460.4	0.00		18	2461.2	0.85		18	2461.5	0.00
	19	2460.4	0.00		19	2461.2	0.40		19	2461.3	0.00
	20	2460.5	0.00		20	2461.1	0.00		20	2461.2	0.00
	21	2460.5	0.00		21	2461.2	0.00		21	2461.1	0.00
	22	2460.5	0.00		22	2461.2	0.00		22	2461.1	0.01
	23	2460.5	0.28		23	2461.1	1.45		23	2461.1	0.45
	24	2460.5	0.28		24	2461.0	0.05		24	2461.1	0.24
	25	2460.6	0.28		25	2461.0	0.00		25	2461.1	0.00
	26	2460.6	0.00		26	2461.1	0.00		26	2461.1	0.00
	27	2460.6	0.30		27	2461.1	0.00		27	2461.1	0.45
	28	2460.7	0.00		28	2461.0	0.00		28	2461.1	0.05
	29	2460.8	0.00		29	2461.0	0.00		29	2461.0	0.00
	30	2460.7	0.00		30	2461.1	0.20		30	2461.0	0.00
					31	2461.0	0.00				
Total			**3.47**				**6.53**				**5.86**

2016 Deep Creek Daily Lake Level & Rainfall											
Month	**Day**	**Lake Level (feet msl)**	**Rainfall (Inches)**	**Month**	**Day**	**Lake Level (feet msl)**	**Rainfall (Inches)**	**Month**	**Day**	**Lake Level (feet msl)**	**Rainfall (Inches)**
Jul	1	2461.0	0.00	**Aug**	1	2460.0	0.65	**Sep**	1	2458.8	0.20
	2	2461.0	0.00		2	2460.0	0.00		2	2458.7	0.00
	3	2460.9	0.00		3	2460.0	0.00		3	2458.7	0.00
	4	2460.9	0.00		4	2459.9	0.00		4	2458.6	0.00
	5	2461.0	1.65		5	2459.9	0.00		5	2458.6	0.00
	6	2461.0	0.05		6	2459.9	0.00		6	2458.5	0.00
	7	2460.9	0.20		7	2459.8	0.00		7	2458.5	0.00
	8	2460.9	0.00		8	2459.8	0.20		8	2458.5	0.30
	9	2460.9	0.00		9	2459.7	0.00		9	2458.5	0.00
	10	2460.8	0.00		10	2459.7	0.00		10	2458.4	0.18
	11	2460.8	0.05		11	2459.6	0.07		11	2458.4	0.18
	12	2460.7	0.00		12	2459.6	0.02		12	2458.3	0.19
	13	2460.7	0.00		13	2459.5	0.00		13	2458.3	0.00
	14	2460.7	0.10		14	2459.5	0.00		14	2458.2	0.00
	15	2460.6	0.00		15	2459.4	0.46		15	2458.2	0.00
	16	2460.5	0.33		16	2459.4	0.31		16	2458.1	0.00
	17	2460.5	0.33		17	2459.4	0.64		17	2458.0	0.00
	18	2460.5	0.33		18	2459.4	0.42		18	2458.0	0.00
	19	2460.4	0.25		19	2459.3	0.17		19	2458.0	0.45
	20	2460.4	0.00		20	2459.2	0.00		20	2458.0	0.05
	21	2460.3	0.00		21	2459.2	0.00		21	2457.9	0.00
	22	2460.3	0.00		22	2459.2	1.15		22	2457.9	0.00
	23	2460.2	0.00		23	2459.1	0.00		23	2457.9	0.00
	24	2460.2	0.00		24	2459.1	0.00		24	2457.8	0.00
	25	2460.1	0.20		25	2459.1	0.00		25	2457.8	0.00
	26	2460.1	0.35		26	2459.1	0.12		26	2457.8	0.00
	27	2460.0	0.05		27	2459.0	0.00		27	2457.7	0.00
	28	2460.0	0.00		28	2459.0	0.00		28	2457.7	0.00
	29	2460.1	2.07		29	2458.9	0.37		29	2457.7	0.20
	30	2460.1	0.00		30	2458.8	0.00		30	2457.8	0.68
	31	2460.1	0.00		31	2458.8	0.00				
Total			**5.96**				**4.58**				**2.43**

2016 Deep Creek Daily Lake Level & Rainfall											
Month	**Day**	**Lake Level (feet msl)**	**Rainfall (Inches)**	**Month**	**Day**	**Lake Level (feet msl)**	**Rainfall (Inches)**	**Month**	**Day**	**Lake Level (feet msl)**	**Rainfall (Inches)**
Oct	1	2457.8	0.00	**Nov**	1	2456.8	0.00	**Dec**	1	2455.2	1.05
	2	2457.7	0.00		2	2456.6	0.00		2	2455.2	0.02
	3	2457.7	0.17		3	2456.5	0.00		3	2455.2	0.00
	4	2457.6	0.00		4	2456.4	0.27		4	2455.3	0.00
	5	2457.6	0.00		5	2456.3	0.00		5	2455.3	0.40
	6	2457.6	0.00		6	2456.2	0.00		6	2455.4	0.00
	7	2457.6	0.00		7	2456.1	0.00		7	2455.5	1.05
	8	2457.6	0.00		8	2456.0	0.00		8	2455.5	0.00
	9	2457.7	0.00		9	2455.9	0.30		9	2455.4	0.02
	10	2457.7	1.75		10	2455.8	0.10		10	2455.2	0.00
	11	2457.6	0.00		11	2455.7	0.00		11	2455.3	0.00
	12	2457.6	0.00		12	2455.5	0.00		12	2455.3	0.90
	13	2457.6	0.00		13	2455.5	0.00		13	2455.5	0.10
	14	2457.6	0.25		14	2455.5	0.00		14	2455.5	0.00
	15	2457.5	0.00		15	2455.4	0.00		15	2455.4	0.00
	16	2457.5	0.00		16	2455.3	0.00		16	2455.3	0.00
	17	2457.5	0.05		17	2455.2	0.00		17	2455.3	0.00
	18	2457.5	0.00		18	2455.0	0.00		18	2455.5	0.00
	19	2457.5	0.00		19	2455.1	0.00		19	2455.7	1.65
	20	2457.5	0.00		20	2455.0	0.00		20	2455.6	0.00
	21	2457.6	1.05		21	2454.9	0.20		21	2455.5	0.00
	22	2457.4	0.00		22	2454.9	0.00		22	2455.5	0.00
	23	2457.4	0.00		23	2454.9	0.00		23	2455.3	0.00
	24	2457.4	0.10		24	2454.9	0.00		24	2455.3	0.00
	25	2457.3	0.00		25	2455.0	0.00		25	2455.3	0.00
	26	2457.2	0.00		26	2454.9	0.00		26	2455.4	0.25
	27	2457.3	0.00		27	2454.9	0.00		27	2455.3	0.50
	28	2457.1	0.16		28	2454.9	0.05		28	2455.3	0.08
	29	2456.9	0.00		29	2455.0	0.20		29	2455.4	0.28
	30	2456.9	0.00		30	2455.0	0.30		30	2455.3	0.33
	31	2456.9	0.35						31	2455.4	0.00
Total			**3.88**				**1.42**				**6.63**
										Year Total	**50.59**

2016 Daily Variances of the Upper and Lower Rule Band				
Date	**Reservoir Level (feet)**	**Upper Rule Band (feet)**	**Lower Rule Band (feet)**	**Δ (feet)**
3/15/2016	2458.77	2458.70	2457.00	0.1
3/16/2016	2458.91	2458.75	2457.06	0.2
3/17/2016	2458.98	2458.80	2457.13	0.2
3/18/2016	2459.07	2458.85	2457.19	0.2
3/19/2016	2459.15	2458.90	2457.25	0.3
3/20/2016	2459.23	2458.95	2457.31	0.3
3/21/2016	2459.29	2459.00	2457.38	0.3
3/22/2016	2459.33	2459.05	2457.44	0.3
3/23/2016	2459.38	2459.10	2457.50	0.3
3/24/2016	2459.41	2459.15	2457.56	0.3
3/25/2016	2459.43	2459.20	2457.63	0.2
3/26/2016	2459.49	2459.25	2457.69	0.2
3/27/2016	2459.53	2459.30	2457.75	0.2
3/28/2016	2459.56	2459.35	2457.81	0.2
3/29/2016	2459.62	2459.40	2457.88	0.2
3/30/2016	2459.65	2459.45	2457.94	0.2
3/31/2016	2459.69	2459.50	2458.00	0.2
4/1/2016	2459.73	2459.55	2458.05	0.2
4/2/2016	2459.75	2459.60	2458.11	0.1
4/4/2016	2459.80	2459.70	2458.21	0.1
4/5/2016	2459.83	2459.75	2458.27	0.1
4/6/2016	2459.88	2459.80	2458.32	0.1
4/7/2016	2459.91	2459.85	2458.37	0.1
4/8/2016	2459.99	2459.90	2458.43	0.1
4/9/2016	2460.03	2459.95	2458.48	0.1
4/10/2016	2460.07	2460.00	2458.53	0.1
4/11/2016	2460.18	2460.05	2458.59	0.1
4/12/2016	2460.19	2460.10	2458.64	0.1
4/13/2016	2460.29	2460.15	2458.69	0.1
4/14/2016	2460.37	2460.20	2458.75	0.2
4/15/2016	2460.44	2460.25	2458.80	0.2
4/16/2016	2460.41	2460.30	2458.85	0.1
4/17/2016	2460.44	2460.35	2458.91	0.1
5/6/2016	2461.08	2461.00	2459.68	0.1
5/7/2016	2461.07	2461.00	2459.69	0.1
5/8/2016	2461.07	2461.00	2459.70	0.1
5/9/2016	2461.05	2461.00	2459.72	0.1
5/10/2016	2461.07	2461.00	2459.73	0.1
5/16/2016	2461.07	2461.00	2459.81	0.1
5/17/2016	2461.13	2461.00	2459.82	0.1
5/18/2016	2461.21	2461.00	2459.83	0.2
5/19/2016	2461.21	2461.00	2459.85	0.2
5/20/2016	2461.07	2461.00	2459.86	0.1
5/21/2016	2461.16	2461.00	2459.87	0.2

2016 Daily Variances of the Upper and Lower Rule Band				
Date	**Reservoir Level (feet)**	**Upper Rule Band (feet)**	**Lower Rule Band (feet)**	**Δ (feet)**
5/22/2016	2461.16	2461.00	2459.88	0.2
5/23/2016	2461.06	2461.00	2459.90	0.1
5/26/2016	2461.07	2461.00	2459.94	0.1
5/27/2016	2461.10	2461.00	2459.95	0.1
5/30/2016	2461.07	2461.00	2459.99	0.1
6/2/2016	2461.07	2461.00	2460.00	0.1
6/3/2016	2461.12	2461.00	2460.00	0.1
6/4/2016	2461.11	2461.00	2460.00	0.1
6/5/2016	2461.07	2461.00	2460.00	0.1
6/6/2016	2461.06	2461.00	2460.00	0.1
6/17/2016	2461.46	2461.00	2460.00	0.5
6/18/2016	2461.46	2461.00	2460.00	0.5
6/19/2016	2461.27	2461.00	2460.00	0.3
6/20/2016	2461.18	2461.00	2460.00	0.2
6/21/2016	2461.13	2461.00	2460.00	0.1
6/22/2016	2461.07	2461.00	2460.00	0.1
6/23/2016	2461.09	2461.00	2460.00	0.1
6/24/2016	2461.09	2461.00	2460.00	0.1
6/25/2016	2461.11	2461.00	2460.00	0.1
6/26/2016	2461.09	2461.00	2460.00	0.1
6/27/2016	2461.10	2461.00	2460.00	0.1
6/28/2016	2461.08	2461.00	2460.00	0.1
11/12/2016	2455.54	2457.96	2455.60	-0.1
11/15/2016	2455.43	2457.95	2455.50	-0.1
11/16/2016	2455.30	2457.95	2455.47	-0.2
11/17/2016	2455.16	2457.94	2455.43	-0.3
11/18/2016	2455.02	2457.94	2455.40	-0.4
11/19/2016	2455.05	2457.94	2455.37	-0.3
11/20/2016	2454.98	2457.93	2455.33	-0.4
11/21/2016	2454.92	2457.93	2455.30	-0.4
11/22/2016	2454.93	2457.93	2455.27	-0.3
11/23/2016	2454.89	2457.92	2455.23	-0.3
11/24/2016	2454.95	2457.92	2455.20	-0.3
11/25/2016	2454.95	2457.92	2455.17	-0.2
11/26/2016	2454.92	2457.91	2455.13	-0.2
11/27/2016	2454.93	2457.91	2455.10	-0.2
11/28/2016	2454.92	2457.91	2455.07	-0.1
11/29/2016	2454.96	2457.90	2455.03	-0.1

APPENDIX B

- 2016 Summary of Temperature Excursions
- 2016 Temperature in the Youghiogheny River at Sang Run Bridge
- 2016 Temperature Enhancement Plan Daily Log Sheets

Summary of Temperature Excursions June 1, 2016 to June 30, 2016				
Date	**Duration**	**Max Temp (°C)**	**Cause**	**Remarks**
June 12, 2016	1 hours 20 minutes	25.62	Model Uncertainty	The temperature protocol conducted on Sunday, June 12 called for a one hour release ASAP not later than 14:30. A realease using both units at full gate opening was made from 14:18 - 15:18.
June 14, 2016	3 hours 40 minutes	26.27	Model Uncertainty	The temperature protocol conducted on Tuesday, June 14 called for no release to occur.
June 30, 2016	1 hours 40 minutes	26.07	Model Uncertainty	The temperature protocol conducted on Thursday, June 30 called for a release ASAP not later than 15:30 for one hour. A release using both units at full gate opening was made from 15:06 - 16:08.

Summary of Temperature Excursions July 1, 2016 to July 31, 2016				
Date	**Duration**	**Max Temp (°C)**	**Cause**	**Remarks**
July 12, 2016	less than 20 minutes	25.09	Model Uncertainty	The temperature protocol conducted on July 12 called for a two hour release at 12:30. A release using both units at full gate opening was made from 12:28 - 14:30.
July 19, 2016	1 hour	25.63	Model Uncertainty	The temperature protocol conducted on July 19 called for a two hour release at 12:30. A release using both units at full gate opening was made from 12:28 - 14:30.
July 25, 2016	1 hour	25.80	Model Uncertainty	The temperature protocol was not required due to being a scheduled White Water Release Day.
July 31, 2016	less than 20 minutes	25.03	Model Uncertainty	The temperature protocol conducted on July 31 called for a two hour release at 12:30. A release using both units at full gate opening was made from 12:29 - 14:30.

Summary of Temperature Excursions August 1, 2016 to August 31, 2016				
Date	**Duration**	**Max Temp (°C)**	**Cause**	**Remarks**
August 2, 2016	1 hour	25.34	Model Uncertainty	The temperature protocol conducted on August 2 called for a two hour release at 12:30 p.m. A release using both units at full gate opening was made from 12:28 - 14:30.
August 3, 2016	1 hour 20 minutes	25.61	Model Uncertainty	The temperature protocol conducted on August 3 called for a one hour release no later than 2:30 p.m. A release using both units at full gate opening was made from 14:00 - 15:03.
August 7, 2016	2 hours	26.46	Model Uncertainty	The temperature protocol conducted on August 7 called for a one hour release no later than 2:30 p.m. A release using both units at full gate opening was made from 14:30 - 15:30.
August 11, 2016	40 minutes	25.46	Model Uncertainty	The temperature protocol conducted on August 11 called for a two hour release at 11 a.m. A release using both units at full gate opening was made from 11:00 - 13:00.
August 13, 2016	10 minutes	25.25	Model Uncertainty	The temperature protocol was not required due to being a scheduled White Water Release Day.
August 18, 2016	20 minutes	25.25	Model Uncertainty	The temperature protocol conducted on August 18 called for a two hour release at 12:30 p.m. A release using both units at full gate opening was made from 12:30 - 14:30.
August 23, 2016	1 hour 20 minutes	25.19	Model Uncertainty	The temperature protocol was run and called for no release.
August 24, 2016	1 hour 50 minutes	26.37	Model Uncertainty	The temperature protocol conducted on August 24 called for a one hour release no later than 3:30 p.m. A release using both units at full gate opening was made from 15:30 - 16:30.

2016 Temperature Data Collected from the Youghigheny River at the Sang Run Bridge

Date	Temp (°C)
5/31/16 23:50	18.45
6/1/16 0:00	18.42
6/1/16 0:10	18.37
6/1/16 0:20	18.33
6/1/16 0:30	18.29
6/1/16 0:40	18.25
6/1/16 0:50	18.21
6/1/16 1:00	18.17
6/1/16 1:10	18.13
6/1/16 1:20	18.10
6/1/16 1:30	18.06
6/1/16 1:40	18.02
6/1/16 1:50	17.99
6/1/16 2:00	17.95
6/1/16 2:10	17.92
6/1/16 2:20	17.88
6/1/16 2:30	17.84
6/1/16 2:40	17.81
6/1/16 2:50	17.76
6/1/16 3:00	17.73
6/1/16 3:10	17.69
6/1/16 3:20	17.65
6/1/16 3:30	17.61
6/1/16 3:40	17.57
6/1/16 3:50	17.52
6/1/16 4:00	17.49
6/1/16 4:10	17.45
6/1/16 4:20	17.41
6/1/16 4:30	17.37
6/1/16 4:40	17.33
6/1/16 4:50	17.30
6/1/16 5:00	17.26
6/1/16 5:10	17.23
6/1/16 5:20	17.19
6/1/16 5:30	17.15
6/1/16 5:40	17.12
6/1/16 5:50	17.09
6/1/16 6:00	17.07
6/1/16 6:10	17.03
6/1/16 6:20	17.00
6/1/16 6:30	16.97
6/1/16 6:40	16.95
6/1/16 6:50	16.92
6/1/16 7:00	16.90
6/1/16 7:10	16.89
6/1/16 7:20	16.89
6/1/16 7:30	16.89
6/1/16 7:40	16.89
6/1/16 7:50	16.86
6/1/16 8:00	16.87
6/1/16 8:10	16.86
6/1/16 8:20	16.86
6/1/16 8:30	16.88
6/1/16 8:40	16.92
6/1/16 8:50	16.99
6/1/16 9:00	17.06
6/1/16 9:10	17.13
6/1/16 9:20	17.22
6/1/16 9:30	17.30
6/1/16 9:40	17.38
6/1/16 9:50	17.47
6/1/16 10:00	17.58
6/1/16 10:10	17.68
6/1/16 10:20	17.79
6/1/16 10:30	17.91
6/1/16 10:40	18.05
6/1/16 10:50	18.18
6/1/16 11:00	18.32
6/1/16 11:10	18.49
6/1/16 11:20	18.69
6/1/16 11:30	18.79
6/1/16 11:40	18.80
6/1/16 11:50	18.94
6/1/16 12:00	19.13
6/1/16 12:10	19.14
6/1/16 12:20	19.25
6/1/16 12:30	19.53
6/1/16 12:40	19.65
6/1/16 12:50	19.79
6/1/16 13:00	20.01
6/1/16 13:10	20.15
6/1/16 13:20	20.47
6/1/16 13:30	20.66
6/1/16 13:40	20.89
6/1/16 13:50	21.21
6/1/16 14:00	21.52
6/1/16 14:10	21.69
6/1/16 14:20	21.98
6/1/16 14:30	22.22
6/1/16 14:40	22.40
6/1/16 14:50	22.49
6/1/16 15:00	22.60
6/1/16 15:10	22.65
6/1/16 15:20	22.56
6/1/16 15:30	22.59
6/1/16 15:40	22.65
6/1/16 15:50	22.68
6/1/16 16:00	22.70
6/1/16 16:10	22.65
6/1/16 16:20	22.44
6/1/16 16:30	22.21
6/1/16 16:40	22.13
6/1/16 16:50	22.10
6/1/16 17:00	21.91
6/1/16 17:10	21.80
6/1/16 17:20	21.77
6/1/16 17:30	21.78
6/1/16 17:40	21.73
6/1/16 17:50	21.82
6/1/16 18:00	21.81
6/1/16 18:10	21.81
6/1/16 18:20	21.78
6/1/16 18:30	21.71
6/1/16 18:40	21.72
6/1/16 18:50	21.61
6/1/16 19:00	21.53
6/1/16 19:10	21.47
6/1/16 19:20	21.38
6/1/16 19:30	21.28
6/1/16 19:40	21.18

Key: Temp > 25°C

Date	Temp (°C)
6/1/16 19:50	21.07
6/1/16 20:00	20.97
6/1/16 20:10	20.88
6/1/16 20:20	20.78
6/1/16 20:30	20.70
6/1/16 20:40	20.63
6/1/16 20:50	20.56
6/1/16 21:00	20.48
6/1/16 21:10	20.40
6/1/16 21:20	20.32
6/1/16 21:30	20.24
6/1/16 21:40	20.17
6/1/16 21:50	20.10
6/1/16 22:00	20.03
6/1/16 22:10	19.96
6/1/16 22:20	19.88
6/1/16 22:30	19.81
6/1/16 22:40	19.74
6/1/16 22:50	19.67
6/1/16 23:00	19.59
6/1/16 23:10	19.51
6/1/16 23:20	19.44
6/1/16 23:30	19.38
6/1/16 23:40	19.30
6/1/16 23:50	19.25
6/2/16 0:00	19.19
6/2/16 0:10	19.12
6/2/16 0:20	19.06
6/2/16 0:30	19.00
6/2/16 0:40	18.95
6/2/16 0:50	18.89
6/2/16 1:00	18.84
6/2/16 1:10	18.79
6/2/16 1:20	18.74
6/2/16 1:30	18.69
6/2/16 1:40	18.65
6/2/16 1:50	18.60
6/2/16 2:00	18.56
6/2/16 2:10	18.51
6/2/16 2:20	18.47

Date	Temp (°C)
6/2/16 2:30	18.43
6/2/16 2:40	18.39
6/2/16 2:50	18.35
6/2/16 3:00	18.30
6/2/16 3:10	18.27
6/2/16 3:20	18.23
6/2/16 3:30	18.20
6/2/16 3:40	18.18
6/2/16 3:50	18.15
6/2/16 4:00	18.13
6/2/16 4:10	18.11
6/2/16 4:20	18.08
6/2/16 4:30	18.06
6/2/16 4:40	18.04
6/2/16 4:50	18.01
6/2/16 5:00	18.00
6/2/16 5:10	17.98
6/2/16 5:20	17.96
6/2/16 5:30	17.94
6/2/16 5:40	17.92
6/2/16 5:50	17.90
6/2/16 6:00	17.88
6/2/16 6:10	17.86
6/2/16 6:20	17.84
6/2/16 6:30	17.82
6/2/16 6:40	17.81
6/2/16 6:50	17.79
6/2/16 7:00	17.77
6/2/16 7:10	17.76
6/2/16 7:20	17.76
6/2/16 7:30	17.77
6/2/16 7:40	17.79
6/2/16 7:50	17.80
6/2/16 8:00	17.81
6/2/16 8:10	17.81
6/2/16 8:20	17.83
6/2/16 8:30	17.88
6/2/16 8:40	17.95
6/2/16 8:50	18.04
6/2/16 9:00	18.10

Date	Temp (°C)
6/2/16 9:10	18.12
6/2/16 9:20	18.15
6/2/16 9:30	18.17
6/2/16 9:40	18.19
6/2/16 9:50	18.20
6/2/16 10:00	18.25
6/2/16 10:10	18.31
6/2/16 10:20	18.40
6/2/16 10:30	18.49
6/2/16 10:40	18.64
6/2/16 10:50	18.70
6/2/16 11:00	18.77
6/2/16 11:10	18.84
6/2/16 11:20	18.90
6/2/16 11:30	18.98
6/2/16 11:40	19.12
6/2/16 11:50	19.20
6/2/16 12:00	19.32
6/2/16 12:10	19.40
6/2/16 12:20	19.46
6/2/16 12:30	19.52
6/2/16 12:40	19.64
6/2/16 12:50	19.84
6/2/16 13:00	19.92
6/2/16 13:10	20.05
6/2/16 13:20	20.11
6/2/16 13:30	20.24
6/2/16 13:40	20.42
6/2/16 13:50	20.65
6/2/16 14:00	20.87
6/2/16 14:10	21.23
6/2/16 14:20	21.44
6/2/16 14:30	21.56
6/2/16 14:40	21.78
6/2/16 14:50	22.06
6/2/16 15:00	22.21
6/2/16 15:10	22.17
6/2/16 15:20	22.32
6/2/16 15:30	22.45
6/2/16 15:40	22.39

Key: Temp > 25°C

Date	Temp (°C)
6/2/16 15:50	22.38
6/2/16 16:00	22.41
6/2/16 16:10	22.54
6/2/16 16:20	22.87
6/2/16 16:30	23.05
6/2/16 16:40	23.11
6/2/16 16:50	23.07
6/2/16 17:00	23.07
6/2/16 17:10	23.22
6/2/16 17:20	23.35
6/2/16 17:30	23.24
6/2/16 17:40	23.21
6/2/16 17:50	23.12
6/2/16 18:00	23.03
6/2/16 18:10	22.90
6/2/16 18:20	22.76
6/2/16 18:30	22.61
6/2/16 18:40	22.46
6/2/16 18:50	22.36
6/2/16 19:00	22.23
6/2/16 19:10	22.04
6/2/16 19:20	21.92
6/2/16 19:30	21.78
6/2/16 19:40	21.65
6/2/16 19:50	21.55
6/2/16 20:00	21.43
6/2/16 20:10	21.30
6/2/16 20:20	21.19
6/2/16 20:30	21.08
6/2/16 20:40	20.98
6/2/16 20:50	20.87
6/2/16 21:00	20.79
6/2/16 21:10	20.70
6/2/16 21:20	20.61
6/2/16 21:30	20.52
6/2/16 21:40	20.43
6/2/16 21:50	20.34
6/2/16 22:00	20.26
6/2/16 22:10	20.18
6/2/16 22:20	20.12

Date	Temp (°C)
6/2/16 22:30	20.04
6/2/16 22:40	19.97
6/2/16 22:50	19.91
6/2/16 23:00	19.85
6/2/16 23:10	19.78
6/2/16 23:20	19.72
6/2/16 23:30	19.67
6/2/16 23:40	19.62
6/2/16 23:50	19.55
6/3/16 0:00	19.50
6/3/16 0:10	19.45
6/3/16 0:20	19.40
6/3/16 0:30	19.36
6/3/16 0:40	19.30
6/3/16 0:50	19.27
6/3/16 1:00	19.23
6/3/16 1:10	19.18
6/3/16 1:20	19.14
6/3/16 1:30	19.11
6/3/16 1:40	19.07
6/3/16 1:50	19.05
6/3/16 2:00	19.02
6/3/16 2:10	18.99
6/3/16 2:20	18.96
6/3/16 2:30	18.94
6/3/16 2:40	18.91
6/3/16 2:50	18.89
6/3/16 3:00	18.87
6/3/16 3:10	18.84
6/3/16 3:20	18.82
6/3/16 3:30	18.80
6/3/16 3:40	18.77
6/3/16 3:50	18.75
6/3/16 4:00	18.73
6/3/16 4:10	18.70
6/3/16 4:20	18.68
6/3/16 4:30	18.66
6/3/16 4:40	18.64
6/3/16 4:50	18.62
6/3/16 5:00	18.61

Date	Temp (°C)
6/3/16 5:10	18.59
6/3/16 5:20	18.57
6/3/16 5:30	18.55
6/3/16 5:40	18.53
6/3/16 5:50	18.52
6/3/16 6:00	18.50
6/3/16 6:10	18.49
6/3/16 6:20	18.48
6/3/16 6:30	18.47
6/3/16 6:40	18.47
6/3/16 6:50	18.46
6/3/16 7:00	18.46
6/3/16 7:10	18.46
6/3/16 7:20	18.47
6/3/16 7:30	18.48
6/3/16 7:40	18.49
6/3/16 7:50	18.50
6/3/16 8:00	18.51
6/3/16 8:10	18.52
6/3/16 8:20	18.52
6/3/16 8:30	18.54
6/3/16 8:40	18.54
6/3/16 8:50	18.57
6/3/16 9:00	18.59
6/3/16 9:10	18.61
6/3/16 9:20	18.61
6/3/16 9:30	18.62
6/3/16 9:40	18.66
6/3/16 9:50	18.79
6/3/16 10:00	18.90
6/3/16 10:10	18.99
6/3/16 10:20	19.04
6/3/16 10:30	19.13
6/3/16 10:40	19.22
6/3/16 10:50	19.34
6/3/16 11:00	19.53
6/3/16 11:10	19.61
6/3/16 11:20	19.62
6/3/16 11:30	19.62
6/3/16 11:40	19.67

Key: Temp > 25°C

Date	Temp (°C)
6/3/16 11:50	19.75
6/3/16 12:00	19.82
6/3/16 12:10	19.86
6/3/16 12:20	20.01
6/3/16 12:30	19.98
6/3/16 12:40	20.04
6/3/16 12:50	20.14
6/3/16 13:00	20.08
6/3/16 13:10	18.88
6/3/16 13:20	16.92
6/3/16 13:30	16.44
6/3/16 13:40	16.12
6/3/16 13:50	15.89
6/3/16 14:00	15.71
6/3/16 14:10	15.60
6/3/16 14:20	15.50
6/3/16 14:30	15.51
6/3/16 14:40	15.54
6/3/16 14:50	15.55
6/3/16 15:00	15.57
6/3/16 15:10	15.61
6/3/16 15:20	15.64
6/3/16 15:30	15.61
6/3/16 15:40	15.65
6/3/16 15:50	15.73
6/3/16 16:00	15.78
6/3/16 16:10	15.83
6/3/16 16:20	15.89
6/3/16 16:30	15.96
6/3/16 16:40	16.00
6/3/16 16:50	16.23
6/3/16 17:00	16.58
6/3/16 17:10	16.75
6/3/16 17:20	16.93
6/3/16 17:30	17.04
6/3/16 17:40	17.20
6/3/16 17:50	17.25
6/3/16 18:00	17.45
6/3/16 18:10	17.62
6/3/16 18:20	17.75

Date	Temp (°C)
6/3/16 18:30	17.87
6/3/16 18:40	17.93
6/3/16 18:50	17.95
6/3/16 19:00	17.94
6/3/16 19:10	17.97
6/3/16 19:20	18.07
6/3/16 19:30	18.32
6/3/16 19:40	18.62
6/3/16 19:50	18.89
6/3/16 20:00	19.09
6/3/16 20:10	19.27
6/3/16 20:20	19.40
6/3/16 20:30	19.52
6/3/16 20:40	19.62
6/3/16 20:50	19.69
6/3/16 21:00	19.75
6/3/16 21:10	19.79
6/3/16 21:20	19.82
6/3/16 21:30	19.84
6/3/16 21:40	19.85
6/3/16 21:50	19.85
6/3/16 22:00	19.84
6/3/16 22:10	19.82
6/3/16 22:20	19.81
6/3/16 22:30	19.79
6/3/16 22:40	19.76
6/3/16 22:50	19.73
6/3/16 23:00	19.70
6/3/16 23:10	19.68
6/3/16 23:20	19.66
6/3/16 23:30	19.63
6/3/16 23:40	19.61
6/3/16 23:50	19.58
6/4/16 0:00	19.56
6/4/16 0:10	19.55
6/4/16 0:20	19.52
6/4/16 0:30	19.50
6/4/16 0:40	19.49
6/4/16 0:50	19.47
6/4/16 1:00	19.45

Date	Temp (°C)
6/4/16 1:10	19.42
6/4/16 1:20	19.41
6/4/16 1:30	19.38
6/4/16 1:40	19.36
6/4/16 1:50	19.35
6/4/16 2:00	19.33
6/4/16 2:10	19.32
6/4/16 2:20	19.29
6/4/16 2:30	19.26
6/4/16 2:40	19.24
6/4/16 2:50	19.22
6/4/16 3:00	19.21
6/4/16 3:10	19.19
6/4/16 3:20	19.17
6/4/16 3:30	19.15
6/4/16 3:40	19.12
6/4/16 3:50	19.11
6/4/16 4:00	19.08
6/4/16 4:10	19.07
6/4/16 4:20	19.05
6/4/16 4:30	19.02
6/4/16 4:40	18.99
6/4/16 4:50	18.95
6/4/16 5:00	18.92
6/4/16 5:10	18.89
6/4/16 5:20	18.85
6/4/16 5:30	18.83
6/4/16 5:40	18.80
6/4/16 5:50	18.76
6/4/16 6:00	18.73
6/4/16 6:10	18.71
6/4/16 6:20	18.68
6/4/16 6:30	18.66
6/4/16 6:40	18.65
6/4/16 6:50	18.63
6/4/16 7:00	18.63
6/4/16 7:10	18.62
6/4/16 7:20	18.62
6/4/16 7:30	18.60
6/4/16 7:40	18.60

Key: Temp > 25°C

Date	Temp (°C)
6/4/16 7:50	18.63
6/4/16 8:00	18.64
6/4/16 8:10	18.66
6/4/16 8:20	18.68
6/4/16 8:30	18.71
6/4/16 8:40	18.72
6/4/16 8:50	18.77
6/4/16 9:00	18.87
6/4/16 9:10	18.96
6/4/16 9:20	19.00
6/4/16 9:30	19.09
6/4/16 9:40	19.23
6/4/16 9:50	19.32
6/4/16 10:00	19.34
6/4/16 10:10	19.50
6/4/16 10:20	19.50
6/4/16 10:30	19.68
6/4/16 10:40	19.86
6/4/16 10:50	19.97
6/4/16 11:00	20.01
6/4/16 11:10	20.18
6/4/16 11:20	20.29
6/4/16 11:30	20.35
6/4/16 11:40	20.40
6/4/16 11:50	20.56
6/4/16 12:00	20.74
6/4/16 12:10	20.86
6/4/16 12:20	20.98
6/4/16 12:30	21.03
6/4/16 12:40	21.22
6/4/16 12:50	21.30
6/4/16 13:00	21.36
6/4/16 13:10	21.37
6/4/16 13:20	21.46
6/4/16 13:30	21.54
6/4/16 13:40	21.72
6/4/16 13:50	21.92
6/4/16 14:00	22.00
6/4/16 14:10	22.32
6/4/16 14:20	22.54
6/4/16 14:30	22.61
6/4/16 14:40	22.77
6/4/16 14:50	22.99
6/4/16 15:00	22.54
6/4/16 15:10	22.05
6/4/16 15:20	19.83
6/4/16 15:30	18.69
6/4/16 15:40	18.10
6/4/16 15:50	17.74
6/4/16 16:00	17.41
6/4/16 16:10	17.22
6/4/16 16:20	16.95
6/4/16 16:30	16.78
6/4/16 16:40	16.59
6/4/16 16:50	16.38
6/4/16 17:00	16.21
6/4/16 17:10	16.07
6/4/16 17:20	15.91
6/4/16 17:30	15.76
6/4/16 17:40	15.63
6/4/16 17:50	15.50
6/4/16 18:00	15.38
6/4/16 18:10	15.29
6/4/16 18:20	15.19
6/4/16 18:30	15.08
6/4/16 18:40	14.99
6/4/16 18:50	14.91
6/4/16 19:00	14.86
6/4/16 19:10	14.79
6/4/16 19:20	14.72
6/4/16 19:30	14.68
6/4/16 19:40	14.62
6/4/16 19:50	14.58
6/4/16 20:00	14.54
6/4/16 20:10	14.51
6/4/16 20:20	14.48
6/4/16 20:30	14.45
6/4/16 20:40	14.44
6/4/16 20:50	14.44
6/4/16 21:00	14.49
6/4/16 21:10	14.54
6/4/16 21:20	14.58
6/4/16 21:30	14.62
6/4/16 21:40	14.67
6/4/16 21:50	14.73
6/4/16 22:00	14.78
6/4/16 22:10	14.84
6/4/16 22:20	14.89
6/4/16 22:30	14.95
6/4/16 22:40	15.01
6/4/16 22:50	15.05
6/4/16 23:00	15.08
6/4/16 23:10	15.11
6/4/16 23:20	15.14
6/4/16 23:30	15.23
6/4/16 23:40	15.40
6/4/16 23:50	15.68
6/5/16 0:00	16.01
6/5/16 0:10	16.36
6/5/16 0:20	16.68
6/5/16 0:30	16.97
6/5/16 0:40	17.23
6/5/16 0:50	17.48
6/5/16 1:00	17.69
6/5/16 1:10	17.88
6/5/16 1:20	18.04
6/5/16 1:30	18.19
6/5/16 1:40	18.31
6/5/16 1:50	18.42
6/5/16 2:00	18.52
6/5/16 2:10	18.59
6/5/16 2:20	18.66
6/5/16 2:30	18.71
6/5/16 2:40	18.77
6/5/16 2:50	18.82
6/5/16 3:00	18.85
6/5/16 3:10	18.88
6/5/16 3:20	18.90
6/5/16 3:30	18.92
6/5/16 3:40	18.94

Key: Temp > 25°C

Date	Temp (°C)
6/5/16 3:50	18.95
6/5/16 4:00	18.96
6/5/16 4:10	18.97
6/5/16 4:20	18.98
6/5/16 4:30	18.98
6/5/16 4:40	18.99
6/5/16 4:50	19.00
6/5/16 5:00	19.00
6/5/16 5:10	19.00
6/5/16 5:20	18.99
6/5/16 5:30	18.99
6/5/16 5:40	18.98
6/5/16 5:50	18.98
6/5/16 6:00	18.98
6/5/16 6:10	18.98
6/5/16 6:20	18.98
6/5/16 6:30	18.98
6/5/16 6:40	18.98
6/5/16 6:50	18.99
6/5/16 7:00	18.98
6/5/16 7:10	18.98
6/5/16 7:20	18.98
6/5/16 7:30	19.00
6/5/16 7:40	19.00
6/5/16 7:50	19.00
6/5/16 8:00	19.01
6/5/16 8:10	19.02
6/5/16 8:20	19.03
6/5/16 8:30	19.03
6/5/16 8:40	19.05
6/5/16 8:50	19.06
6/5/16 9:00	19.08
6/5/16 9:10	19.10
6/5/16 9:20	19.11
6/5/16 9:30	19.15
6/5/16 9:40	19.19
6/5/16 9:50	19.23
6/5/16 10:00	19.30
6/5/16 10:10	19.30
6/5/16 10:20	19.33

Date	Temp (°C)
6/5/16 10:30	19.36
6/5/16 10:40	19.40
6/5/16 10:50	19.47
6/5/16 11:00	19.52
6/5/16 11:10	19.55
6/5/16 11:20	19.56
6/5/16 11:30	19.61
6/5/16 11:40	19.61
6/5/16 11:50	19.67
6/5/16 12:00	19.75
6/5/16 12:10	19.83
6/5/16 12:20	19.82
6/5/16 12:30	19.79
6/5/16 12:40	19.75
6/5/16 12:50	19.72
6/5/16 13:00	19.73
6/5/16 13:10	19.72
6/5/16 13:20	19.70
6/5/16 13:30	19.70
6/5/16 13:40	19.69
6/5/16 13:50	19.71
6/5/16 14:00	19.75
6/5/16 14:10	19.73
6/5/16 14:20	19.74
6/5/16 14:30	19.71
6/5/16 14:40	19.69
6/5/16 14:50	19.72
6/5/16 15:00	19.56
6/5/16 15:10	19.30
6/5/16 15:20	17.27
6/5/16 15:30	16.28
6/5/16 15:40	15.97
6/5/16 15:50	15.74
6/5/16 16:00	15.53
6/5/16 16:10	15.41
6/5/16 16:20	15.34
6/5/16 16:30	15.27
6/5/16 16:40	15.21
6/5/16 16:50	15.17
6/5/16 17:00	15.14

Date	Temp (°C)
6/5/16 17:10	15.10
6/5/16 17:20	15.11
6/5/16 17:30	15.10
6/5/16 17:40	15.10
6/5/16 17:50	15.06
6/5/16 18:00	15.10
6/5/16 18:10	15.15
6/5/16 18:20	15.13
6/5/16 18:30	15.09
6/5/16 18:40	14.94
6/5/16 18:50	14.82
6/5/16 19:00	14.78
6/5/16 19:10	14.70
6/5/16 19:20	14.60
6/5/16 19:30	14.53
6/5/16 19:40	14.47
6/5/16 19:50	14.42
6/5/16 20:00	14.38
6/5/16 20:10	14.37
6/5/16 20:20	14.36
6/5/16 20:30	14.35
6/5/16 20:40	14.35
6/5/16 20:50	14.35
6/5/16 21:00	14.39
6/5/16 21:10	14.42
6/5/16 21:20	14.47
6/5/16 21:30	14.51
6/5/16 21:40	14.55
6/5/16 21:50	14.60
6/5/16 22:00	14.66
6/5/16 22:10	14.71
6/5/16 22:20	14.74
6/5/16 22:30	14.77
6/5/16 22:40	14.77
6/5/16 22:50	14.84
6/5/16 23:00	15.07
6/5/16 23:10	15.41
6/5/16 23:20	15.81
6/5/16 23:30	16.14
6/5/16 23:40	16.45

Key: Temp > 25°C

Date	Temp (°C)
6/5/16 23:50	16.69
6/6/16 0:00	16.92
6/6/16 0:10	17.11
6/6/16 0:20	17.26
6/6/16 0:30	17.39
6/6/16 0:40	17.52
6/6/16 0:50	17.61
6/6/16 1:00	17.70
6/6/16 1:10	17.77
6/6/16 1:20	17.84
6/6/16 1:30	17.88
6/6/16 1:40	17.94
6/6/16 1:50	17.96
6/6/16 2:00	17.98
6/6/16 2:10	18.00
6/6/16 2:20	18.02
6/6/16 2:30	18.02
6/6/16 2:40	18.02
6/6/16 2:50	18.03
6/6/16 3:00	18.02
6/6/16 3:10	18.02
6/6/16 3:20	18.01
6/6/16 3:30	18.00
6/6/16 3:40	17.99
6/6/16 3:50	17.96
6/6/16 4:00	17.95
6/6/16 4:10	17.93
6/6/16 4:20	17.92
6/6/16 4:30	17.90
6/6/16 4:40	17.89
6/6/16 4:50	17.87
6/6/16 5:00	17.85
6/6/16 5:10	17.83
6/6/16 5:20	17.81
6/6/16 5:30	17.80
6/6/16 5:40	17.78
6/6/16 5:50	17.76
6/6/16 6:00	17.75
6/6/16 6:10	17.73
6/6/16 6:20	17.72

Date	Temp (°C)
6/6/16 6:30	17.70
6/6/16 6:40	17.69
6/6/16 6:50	17.69
6/6/16 7:00	17.67
6/6/16 7:10	17.67
6/6/16 7:20	17.67
6/6/16 7:30	17.68
6/6/16 7:40	17.68
6/6/16 7:50	17.69
6/6/16 8:00	17.70
6/6/16 8:10	17.72
6/6/16 8:20	17.73
6/6/16 8:30	17.76
6/6/16 8:40	17.79
6/6/16 8:50	17.85
6/6/16 9:00	17.90
6/6/16 9:10	17.96
6/6/16 9:20	18.02
6/6/16 9:30	18.10
6/6/16 9:40	18.16
6/6/16 9:50	18.23
6/6/16 10:00	18.30
6/6/16 10:10	18.39
6/6/16 10:20	18.48
6/6/16 10:30	18.57
6/6/16 10:40	18.65
6/6/16 10:50	18.74
6/6/16 11:00	18.81
6/6/16 11:10	18.91
6/6/16 11:20	19.03
6/6/16 11:30	19.16
6/6/16 11:40	19.32
6/6/16 11:50	19.49
6/6/16 12:00	19.60
6/6/16 12:10	19.72
6/6/16 12:20	19.85
6/6/16 12:30	19.96
6/6/16 12:40	20.10
6/6/16 12:50	20.01
6/6/16 13:00	19.49

Date	Temp (°C)
6/6/16 13:10	17.58
6/6/16 13:20	16.90
6/6/16 13:30	16.70
6/6/16 13:40	16.54
6/6/16 13:50	16.41
6/6/16 14:00	16.36
6/6/16 14:10	16.31
6/6/16 14:20	16.23
6/6/16 14:30	16.13
6/6/16 14:40	16.09
6/6/16 14:50	16.08
6/6/16 15:00	16.06
6/6/16 15:10	15.97
6/6/16 15:20	15.90
6/6/16 15:30	15.91
6/6/16 15:40	15.73
6/6/16 15:50	15.73
6/6/16 16:00	15.77
6/6/16 16:10	15.81
6/6/16 16:20	15.82
6/6/16 16:30	15.80
6/6/16 16:40	15.70
6/6/16 16:50	15.75
6/6/16 17:00	15.78
6/6/16 17:10	15.83
6/6/16 17:20	15.86
6/6/16 17:30	15.86
6/6/16 17:40	15.80
6/6/16 17:50	15.82
6/6/16 18:00	15.76
6/6/16 18:10	15.69
6/6/16 18:20	15.61
6/6/16 18:30	15.53
6/6/16 18:40	15.44
6/6/16 18:50	15.34
6/6/16 19:00	15.24
6/6/16 19:10	15.14
6/6/16 19:20	15.03
6/6/16 19:30	14.92
6/6/16 19:40	14.84

Key: Temp > 25°C

Date	Temp (°C)
6/6/16 19:50	14.75
6/6/16 20:00	14.68
6/6/16 20:10	14.61
6/6/16 20:20	14.54
6/6/16 20:30	14.48
6/6/16 20:40	14.45
6/6/16 20:50	14.42
6/6/16 21:00	14.42
6/6/16 21:10	14.46
6/6/16 21:20	14.50
6/6/16 21:30	14.52
6/6/16 21:40	14.54
6/6/16 21:50	14.59
6/6/16 22:00	14.61
6/6/16 22:10	14.63
6/6/16 22:20	14.64
6/6/16 22:30	14.64
6/6/16 22:40	14.73
6/6/16 22:50	15.03
6/6/16 23:00	15.42
6/6/16 23:10	15.82
6/6/16 23:20	16.17
6/6/16 23:30	16.48
6/6/16 23:40	16.73
6/6/16 23:50	16.92
6/7/16 0:00	17.13
6/7/16 0:10	17.27
6/7/16 0:20	17.40
6/7/16 0:30	17.51
6/7/16 0:40	17.60
6/7/16 0:50	17.67
6/7/16 1:00	17.75
6/7/16 1:10	17.81
6/7/16 1:20	17.87
6/7/16 1:30	17.90
6/7/16 1:40	17.94
6/7/16 1:50	17.97
6/7/16 2:00	17.99
6/7/16 2:10	17.99
6/7/16 2:20	17.99

Date	Temp (°C)
6/7/16 2:30	18.00
6/7/16 2:40	18.01
6/7/16 2:50	18.01
6/7/16 3:00	18.01
6/7/16 3:10	18.00
6/7/16 3:20	17.99
6/7/16 3:30	17.98
6/7/16 3:40	17.99
6/7/16 3:50	17.97
6/7/16 4:00	17.96
6/7/16 4:10	17.95
6/7/16 4:20	17.93
6/7/16 4:30	17.92
6/7/16 4:40	17.90
6/7/16 4:50	17.87
6/7/16 5:00	17.84
6/7/16 5:10	17.81
6/7/16 5:20	17.79
6/7/16 5:30	17.77
6/7/16 5:40	17.74
6/7/16 5:50	17.72
6/7/16 6:00	17.69
6/7/16 6:10	17.65
6/7/16 6:20	17.63
6/7/16 6:30	17.61
6/7/16 6:40	17.58
6/7/16 6:50	17.56
6/7/16 7:00	17.55
6/7/16 7:10	17.54
6/7/16 7:20	17.55
6/7/16 7:30	17.56
6/7/16 7:40	17.56
6/7/16 7:50	17.54
6/7/16 8:00	17.54
6/7/16 8:10	17.55
6/7/16 8:20	17.58
6/7/16 8:30	17.62
6/7/16 8:40	17.66
6/7/16 8:50	17.72
6/7/16 9:00	17.79

Date	Temp (°C)
6/7/16 9:10	17.86
6/7/16 9:20	17.95
6/7/16 9:30	18.03
6/7/16 9:40	18.13
6/7/16 9:50	18.17
6/7/16 10:00	18.24
6/7/16 10:10	18.33
6/7/16 10:20	18.35
6/7/16 10:30	18.46
6/7/16 10:40	18.61
6/7/16 10:50	18.75
6/7/16 11:00	18.89
6/7/16 11:10	19.08
6/7/16 11:20	19.12
6/7/16 11:30	19.20
6/7/16 11:40	19.17
6/7/16 11:50	19.26
6/7/16 12:00	19.29
6/7/16 12:10	19.31
6/7/16 12:20	19.28
6/7/16 12:30	19.24
6/7/16 12:40	19.21
6/7/16 12:50	19.27
6/7/16 13:00	19.29
6/7/16 13:10	19.58
6/7/16 13:20	19.52
6/7/16 13:30	19.59
6/7/16 13:40	19.55
6/7/16 13:50	19.89
6/7/16 14:00	20.06
6/7/16 14:10	20.26
6/7/16 14:20	20.31
6/7/16 14:30	20.28
6/7/16 14:40	20.57
6/7/16 14:50	20.80
6/7/16 15:00	20.72
6/7/16 15:10	20.75
6/7/16 15:20	20.80
6/7/16 15:30	21.06
6/7/16 15:40	21.34

Key: Temp > 25°C

Date	Temp (°C)
6/7/16 15:50	21.23
6/7/16 16:00	21.24
6/7/16 16:10	21.55
6/7/16 16:20	21.65
6/7/16 16:30	21.42
6/7/16 16:40	21.30
6/7/16 16:50	21.43
6/7/16 17:00	21.31
6/7/16 17:10	21.43
6/7/16 17:20	21.63
6/7/16 17:30	21.67
6/7/16 17:40	21.65
6/7/16 17:50	21.71
6/7/16 18:00	21.72
6/7/16 18:10	21.70
6/7/16 18:20	21.75
6/7/16 18:30	21.59
6/7/16 18:40	21.47
6/7/16 18:50	21.47
6/7/16 19:00	21.45
6/7/16 19:10	21.23
6/7/16 19:20	21.06
6/7/16 19:30	20.92
6/7/16 19:40	20.78
6/7/16 19:50	20.64
6/7/16 20:00	20.49
6/7/16 20:10	20.36
6/7/16 20:20	20.21
6/7/16 20:30	20.06
6/7/16 20:40	19.92
6/7/16 20:50	19.78
6/7/16 21:00	19.68
6/7/16 21:10	19.56
6/7/16 21:20	19.47
6/7/16 21:30	19.36
6/7/16 21:40	19.28
6/7/16 21:50	19.18
6/7/16 22:00	19.10
6/7/16 22:10	18.99
6/7/16 22:20	18.89

Date	Temp (°C)
6/7/16 22:30	18.80
6/7/16 22:40	18.70
6/7/16 22:50	18.59
6/7/16 23:00	18.50
6/7/16 23:10	18.41
6/7/16 23:20	18.29
6/7/16 23:30	18.24
6/7/16 23:40	18.15
6/7/16 23:50	18.07
6/8/16 0:00	18.01
6/8/16 0:10	17.94
6/8/16 0:20	17.86
6/8/16 0:30	17.79
6/8/16 0:40	17.72
6/8/16 0:50	17.64
6/8/16 1:00	17.58
6/8/16 1:10	17.51
6/8/16 1:20	17.44
6/8/16 1:30	17.37
6/8/16 1:40	17.30
6/8/16 1:50	17.25
6/8/16 2:00	17.19
6/8/16 2:10	17.13
6/8/16 2:20	17.08
6/8/16 2:30	17.04
6/8/16 2:40	16.98
6/8/16 2:50	16.93
6/8/16 3:00	16.88
6/8/16 3:10	16.82
6/8/16 3:20	16.78
6/8/16 3:30	16.75
6/8/16 3:40	16.71
6/8/16 3:50	16.68
6/8/16 4:00	16.65
6/8/16 4:10	16.62
6/8/16 4:20	16.60
6/8/16 4:30	16.57
6/8/16 4:40	16.54
6/8/16 4:50	16.52
6/8/16 5:00	16.49

Date	Temp (°C)
6/8/16 5:10	16.46
6/8/16 5:20	16.41
6/8/16 5:30	16.38
6/8/16 5:40	16.34
6/8/16 5:50	16.30
6/8/16 6:00	16.27
6/8/16 6:10	16.23
6/8/16 6:20	16.20
6/8/16 6:30	16.15
6/8/16 6:40	16.13
6/8/16 6:50	16.10
6/8/16 7:00	16.06
6/8/16 7:10	16.03
6/8/16 7:20	15.99
6/8/16 7:30	15.99
6/8/16 7:40	15.97
6/8/16 7:50	15.94
6/8/16 8:00	15.93
6/8/16 8:10	15.92
6/8/16 8:20	15.91
6/8/16 8:30	15.92
6/8/16 8:40	15.92
6/8/16 8:50	15.90
6/8/16 9:00	15.89
6/8/16 9:10	15.91
6/8/16 9:20	15.90
6/8/16 9:30	15.92
6/8/16 9:40	16.05
6/8/16 9:50	16.17
6/8/16 10:00	16.26
6/8/16 10:10	16.37
6/8/16 10:20	16.41
6/8/16 10:30	16.50
6/8/16 10:40	16.59
6/8/16 10:50	16.55
6/8/16 11:00	16.64
6/8/16 11:10	16.73
6/8/16 11:20	16.87
6/8/16 11:30	16.96
6/8/16 11:40	16.93

Key: Temp > 25°C

Date	Temp (°C)
6/8/16 11:50	17.10
6/8/16 12:00	17.11
6/8/16 12:10	17.26
6/8/16 12:20	17.40
6/8/16 12:30	17.54
6/8/16 12:40	17.62
6/8/16 12:50	17.78
6/8/16 13:00	17.81
6/8/16 13:10	18.04
6/8/16 13:20	18.27
6/8/16 13:30	18.29
6/8/16 13:40	18.36
6/8/16 13:50	18.44
6/8/16 14:00	18.54
6/8/16 14:10	18.65
6/8/16 14:20	18.75
6/8/16 14:30	18.92
6/8/16 14:40	19.15
6/8/16 14:50	19.37
6/8/16 15:00	19.55
6/8/16 15:10	19.63
6/8/16 15:20	19.79
6/8/16 15:30	20.08
6/8/16 15:40	20.29
6/8/16 15:50	20.30
6/8/16 16:00	20.33
6/8/16 16:10	20.53
6/8/16 16:20	20.55
6/8/16 16:30	20.62
6/8/16 16:40	20.53
6/8/16 16:50	20.60
6/8/16 17:00	20.62
6/8/16 17:10	20.52
6/8/16 17:20	20.52
6/8/16 17:30	20.53
6/8/16 17:40	20.57
6/8/16 17:50	20.56
6/8/16 18:00	20.50
6/8/16 18:10	20.43
6/8/16 18:20	20.38

Date	Temp (°C)
6/8/16 18:30	20.30
6/8/16 18:40	20.09
6/8/16 18:50	19.98
6/8/16 19:00	19.84
6/8/16 19:10	19.67
6/8/16 19:20	19.47
6/8/16 19:30	19.27
6/8/16 19:40	19.09
6/8/16 19:50	18.90
6/8/16 20:00	18.70
6/8/16 20:10	18.51
6/8/16 20:20	18.32
6/8/16 20:30	18.14
6/8/16 20:40	17.97
6/8/16 20:50	17.80
6/8/16 21:00	17.65
6/8/16 21:10	17.51
6/8/16 21:20	17.38
6/8/16 21:30	17.24
6/8/16 21:40	17.14
6/8/16 21:50	17.03
6/8/16 22:00	16.92
6/8/16 22:10	16.81
6/8/16 22:20	16.71
6/8/16 22:30	16.61
6/8/16 22:40	16.51
6/8/16 22:50	16.42
6/8/16 23:00	16.32
6/8/16 23:10	16.22
6/8/16 23:20	16.12
6/8/16 23:30	16.02
6/8/16 23:40	15.94
6/8/16 23:50	15.84
6/9/16 0:00	15.75
6/9/16 0:10	15.67
6/9/16 0:20	15.59
6/9/16 0:30	15.52
6/9/16 0:40	15.45
6/9/16 0:50	15.37
6/9/16 1:00	15.30

Date	Temp (°C)
6/9/16 1:10	15.24
6/9/16 1:20	15.17
6/9/16 1:30	15.11
6/9/16 1:40	15.04
6/9/16 1:50	14.97
6/9/16 2:00	14.92
6/9/16 2:10	14.86
6/9/16 2:20	14.79
6/9/16 2:30	14.73
6/9/16 2:40	14.69
6/9/16 2:50	14.63
6/9/16 3:00	14.57
6/9/16 3:10	14.51
6/9/16 3:20	14.46
6/9/16 3:30	14.40
6/9/16 3:40	14.36
6/9/16 3:50	14.30
6/9/16 4:00	14.25
6/9/16 4:10	14.21
6/9/16 4:20	14.15
6/9/16 4:30	14.11
6/9/16 4:40	14.06
6/9/16 4:50	14.01
6/9/16 5:00	13.96
6/9/16 5:10	13.92
6/9/16 5:20	13.87
6/9/16 5:30	13.84
6/9/16 5:40	13.79
6/9/16 5:50	13.73
6/9/16 6:00	13.69
6/9/16 6:10	13.64
6/9/16 6:20	13.63
6/9/16 6:30	13.58
6/9/16 6:40	13.55
6/9/16 6:50	13.51
6/9/16 7:00	13.48
6/9/16 7:10	13.46
6/9/16 7:20	13.43
6/9/16 7:30	13.43
6/9/16 7:40	13.43

Key: Temp > 25°C

Date	Temp (°C)
6/9/16 7:50	13.43
6/9/16 8:00	13.44
6/9/16 8:10	13.45
6/9/16 8:20	13.49
6/9/16 8:30	13.53
6/9/16 8:40	13.58
6/9/16 8:50	13.66
6/9/16 9:00	13.74
6/9/16 9:10	13.85
6/9/16 9:20	13.96
6/9/16 9:30	14.06
6/9/16 9:40	14.16
6/9/16 9:50	14.27
6/9/16 10:00	14.40
6/9/16 10:10	14.52
6/9/16 10:20	14.65
6/9/16 10:30	14.74
6/9/16 10:40	14.91
6/9/16 10:50	15.05
6/9/16 11:00	15.21
6/9/16 11:10	15.39
6/9/16 11:20	15.56
6/9/16 11:30	15.76
6/9/16 11:40	15.95
6/9/16 11:50	16.17
6/9/16 12:00	16.37
6/9/16 12:10	16.58
6/9/16 12:20	16.79
6/9/16 12:30	17.06
6/9/16 12:40	17.16
6/9/16 12:50	17.34
6/9/16 13:00	17.49
6/9/16 13:10	17.24
6/9/16 13:20	16.34
6/9/16 13:30	15.71
6/9/16 13:40	15.75
6/9/16 13:50	15.80
6/9/16 14:00	15.83
6/9/16 14:10	15.90
6/9/16 14:20	15.97

Date	Temp (°C)
6/9/16 14:30	16.09
6/9/16 14:40	16.23
6/9/16 14:50	16.39
6/9/16 15:00	16.58
6/9/16 15:10	16.79
6/9/16 15:20	16.92
6/9/16 15:30	17.22
6/9/16 15:40	17.46
6/9/16 15:50	17.68
6/9/16 16:00	17.84
6/9/16 16:10	18.03
6/9/16 16:20	18.27
6/9/16 16:30	18.46
6/9/16 16:40	18.62
6/9/16 16:50	18.76
6/9/16 17:00	18.84
6/9/16 17:10	18.88
6/9/16 17:20	18.93
6/9/16 17:30	19.01
6/9/16 17:40	19.03
6/9/16 17:50	19.05
6/9/16 18:00	19.07
6/9/16 18:10	19.09
6/9/16 18:20	19.07
6/9/16 18:30	19.09
6/9/16 18:40	19.11
6/9/16 18:50	19.12
6/9/16 19:00	19.13
6/9/16 19:10	19.13
6/9/16 19:20	19.12
6/9/16 19:30	19.09
6/9/16 19:40	19.05
6/9/16 19:50	19.00
6/9/16 20:00	18.94
6/9/16 20:10	18.86
6/9/16 20:20	18.79
6/9/16 20:30	18.71
6/9/16 20:40	18.61
6/9/16 20:50	18.52
6/9/16 21:00	18.42

Date	Temp (°C)
6/9/16 21:10	18.33
6/9/16 21:20	18.23
6/9/16 21:30	18.13
6/9/16 21:40	18.04
6/9/16 21:50	17.91
6/9/16 22:00	17.82
6/9/16 22:10	17.67
6/9/16 22:20	17.58
6/9/16 22:30	17.47
6/9/16 22:40	17.38
6/9/16 22:50	17.24
6/9/16 23:00	17.15
6/9/16 23:10	17.02
6/9/16 23:20	16.92
6/9/16 23:30	16.85
6/9/16 23:40	16.76
6/9/16 23:50	16.68
6/10/16 0:00	16.59
6/10/16 0:10	16.52
6/10/16 0:20	16.45
6/10/16 0:30	16.36
6/10/16 0:40	16.31
6/10/16 0:50	16.25
6/10/16 1:00	16.19
6/10/16 1:10	16.15
6/10/16 1:20	16.10
6/10/16 1:30	16.05
6/10/16 1:40	16.00
6/10/16 1:50	15.97
6/10/16 2:00	15.93
6/10/16 2:10	15.89
6/10/16 2:20	15.85
6/10/16 2:30	15.82
6/10/16 2:40	15.79
6/10/16 2:50	15.76
6/10/16 3:00	15.72
6/10/16 3:10	15.69
6/10/16 3:20	15.67
6/10/16 3:30	15.63
6/10/16 3:40	15.59

Key: Temp > 25°C

Date	Temp (°C)
6/10/16 3:50	15.58
6/10/16 4:00	15.55
6/10/16 4:10	15.52
6/10/16 4:20	15.51
6/10/16 4:30	15.48
6/10/16 4:40	15.46
6/10/16 4:50	15.43
6/10/16 5:00	15.40
6/10/16 5:10	15.38
6/10/16 5:20	15.36
6/10/16 5:30	15.34
6/10/16 5:40	15.30
6/10/16 5:50	15.28
6/10/16 6:00	15.25
6/10/16 6:10	15.21
6/10/16 6:20	15.17
6/10/16 6:30	15.15
6/10/16 6:40	15.13
6/10/16 6:50	15.12
6/10/16 7:00	15.10
6/10/16 7:10	15.08
6/10/16 7:20	15.06
6/10/16 7:30	15.03
6/10/16 7:40	15.05
6/10/16 7:50	15.08
6/10/16 8:00	15.04
6/10/16 8:10	15.03
6/10/16 8:20	15.05
6/10/16 8:30	15.11
6/10/16 8:40	15.15
6/10/16 8:50	15.22
6/10/16 9:00	15.33
6/10/16 9:10	15.45
6/10/16 9:20	15.54
6/10/16 9:30	15.64
6/10/16 9:40	15.76
6/10/16 9:50	15.94
6/10/16 10:00	16.01
6/10/16 10:10	16.00
6/10/16 10:20	16.11

Date	Temp (°C)
6/10/16 10:30	16.23
6/10/16 10:40	16.39
6/10/16 10:50	16.55
6/10/16 11:00	16.71
6/10/16 11:10	16.89
6/10/16 11:20	17.04
6/10/16 11:30	17.29
6/10/16 11:40	17.51
6/10/16 11:50	17.75
6/10/16 12:00	17.99
6/10/16 12:10	18.27
6/10/16 12:20	18.41
6/10/16 12:30	18.48
6/10/16 12:40	18.58
6/10/16 12:50	18.66
6/10/16 13:00	18.93
6/10/16 13:10	18.75
6/10/16 13:20	17.81
6/10/16 13:30	16.74
6/10/16 13:40	16.63
6/10/16 13:50	16.60
6/10/16 14:00	16.55
6/10/16 14:10	16.48
6/10/16 14:20	16.48
6/10/16 14:30	16.54
6/10/16 14:40	16.60
6/10/16 14:50	16.62
6/10/16 15:00	16.62
6/10/16 15:10	16.69
6/10/16 15:20	16.77
6/10/16 15:30	16.79
6/10/16 15:40	16.97
6/10/16 15:50	17.11
6/10/16 16:00	17.20
6/10/16 16:10	17.22
6/10/16 16:20	17.34
6/10/16 16:30	17.52
6/10/16 16:40	17.90
6/10/16 16:50	18.13
6/10/16 17:00	18.28

Date	Temp (°C)
6/10/16 17:10	18.57
6/10/16 17:20	18.84
6/10/16 17:30	18.98
6/10/16 17:40	18.85
6/10/16 17:50	18.88
6/10/16 18:00	18.90
6/10/16 18:10	18.91
6/10/16 18:20	19.02
6/10/16 18:30	19.16
6/10/16 18:40	19.23
6/10/16 18:50	19.17
6/10/16 19:00	19.13
6/10/16 19:10	19.17
6/10/16 19:20	19.13
6/10/16 19:30	19.11
6/10/16 19:40	19.08
6/10/16 19:50	19.06
6/10/16 20:00	19.07
6/10/16 20:10	19.11
6/10/16 20:20	19.18
6/10/16 20:30	19.24
6/10/16 20:40	19.27
6/10/16 20:50	19.30
6/10/16 21:00	19.32
6/10/16 21:10	19.34
6/10/16 21:20	19.35
6/10/16 21:30	19.36
6/10/16 21:40	19.35
6/10/16 21:50	19.34
6/10/16 22:00	19.33
6/10/16 22:10	19.29
6/10/16 22:20	19.25
6/10/16 22:30	19.23
6/10/16 22:40	19.18
6/10/16 22:50	19.13
6/10/16 23:00	19.10
6/10/16 23:10	19.06
6/10/16 23:20	19.01
6/10/16 23:30	18.97
6/10/16 23:40	18.92

Key: Temp > 25°C

Date	Temp (°C)
6/10/16 23:50	18.89
6/11/16 0:00	18.83
6/11/16 0:10	18.78
6/11/16 0:20	18.75
6/11/16 0:30	18.69
6/11/16 0:40	18.65
6/11/16 0:50	18.61
6/11/16 1:00	18.55
6/11/16 1:10	18.51
6/11/16 1:20	18.48
6/11/16 1:30	18.43
6/11/16 1:40	18.39
6/11/16 1:50	18.36
6/11/16 2:00	18.31
6/11/16 2:10	18.26
6/11/16 2:20	18.22
6/11/16 2:30	18.17
6/11/16 2:40	18.13
6/11/16 2:50	18.10
6/11/16 3:00	18.05
6/11/16 3:10	18.01
6/11/16 3:20	17.98
6/11/16 3:30	17.95
6/11/16 3:40	17.90
6/11/16 3:50	17.88
6/11/16 4:00	17.80
6/11/16 4:10	17.78
6/11/16 4:20	17.74
6/11/16 4:30	17.70
6/11/16 4:40	17.65
6/11/16 4:50	17.59
6/11/16 5:00	17.56
6/11/16 5:10	17.51
6/11/16 5:20	17.46
6/11/16 5:30	17.44
6/11/16 5:40	17.42
6/11/16 5:50	17.39
6/11/16 6:00	17.35
6/11/16 6:10	17.33
6/11/16 6:20	17.30

Date	Temp (°C)
6/11/16 6:30	17.28
6/11/16 6:40	17.25
6/11/16 6:50	17.23
6/11/16 7:00	17.23
6/11/16 7:10	17.23
6/11/16 7:20	17.24
6/11/16 7:30	17.24
6/11/16 7:40	17.26
6/11/16 7:50	17.28
6/11/16 8:00	17.31
6/11/16 8:10	17.32
6/11/16 8:20	17.35
6/11/16 8:30	17.38
6/11/16 8:40	17.42
6/11/16 8:50	17.46
6/11/16 9:00	17.56
6/11/16 9:10	17.70
6/11/16 9:20	17.83
6/11/16 9:30	17.91
6/11/16 9:40	18.02
6/11/16 9:50	18.15
6/11/16 10:00	18.27
6/11/16 10:10	18.45
6/11/16 10:20	18.51
6/11/16 10:30	18.65
6/11/16 10:40	18.81
6/11/16 10:50	18.96
6/11/16 11:00	19.14
6/11/16 11:10	19.35
6/11/16 11:20	19.56
6/11/16 11:30	19.74
6/11/16 11:40	19.96
6/11/16 11:50	20.22
6/11/16 12:00	20.46
6/11/16 12:10	20.68
6/11/16 12:20	20.94
6/11/16 12:30	21.19
6/11/16 12:40	21.41
6/11/16 12:50	21.70
6/11/16 13:00	21.97

Date	Temp (°C)
6/11/16 13:10	22.21
6/11/16 13:20	22.51
6/11/16 13:30	22.67
6/11/16 13:40	22.94
6/11/16 13:50	23.05
6/11/16 14:00	23.25
6/11/16 14:10	23.42
6/11/16 14:20	23.45
6/11/16 14:30	23.80
6/11/16 14:40	23.42
6/11/16 14:50	22.23
6/11/16 15:00	20.05
6/11/16 15:10	19.19
6/11/16 15:20	18.88
6/11/16 15:30	18.58
6/11/16 15:40	18.31
6/11/16 15:50	18.17
6/11/16 16:00	18.08
6/11/16 16:10	18.03
6/11/16 16:20	18.05
6/11/16 16:30	18.12
6/11/16 16:40	18.25
6/11/16 16:50	18.33
6/11/16 17:00	18.51
6/11/16 17:10	18.62
6/11/16 17:20	18.74
6/11/16 17:30	18.89
6/11/16 17:40	19.00
6/11/16 17:50	19.19
6/11/16 18:00	19.32
6/11/16 18:10	19.37
6/11/16 18:20	19.47
6/11/16 18:30	19.53
6/11/16 18:40	19.56
6/11/16 18:50	19.58
6/11/16 19:00	19.62
6/11/16 19:10	19.69
6/11/16 19:20	19.64
6/11/16 19:30	19.60
6/11/16 19:40	19.58

Key: Temp > 25°C

Date	Temp (°C)
6/11/16 19:50	19.55
6/11/16 20:00	19.52
6/11/16 20:10	19.48
6/11/16 20:20	19.46
6/11/16 20:30	19.44
6/11/16 20:40	19.45
6/11/16 20:50	19.48
6/11/16 21:00	19.53
6/11/16 21:10	19.58
6/11/16 21:20	19.66
6/11/16 21:30	19.72
6/11/16 21:40	19.78
6/11/16 21:50	19.85
6/11/16 22:00	19.90
6/11/16 22:10	19.94
6/11/16 22:20	19.99
6/11/16 22:30	20.02
6/11/16 22:40	20.05
6/11/16 22:50	20.07
6/11/16 23:00	20.08
6/11/16 23:10	20.09
6/11/16 23:20	20.11
6/11/16 23:30	20.10
6/11/16 23:40	20.10
6/11/16 23:50	20.10
6/12/16 0:00	20.08
6/12/16 0:10	20.05
6/12/16 0:20	20.03
6/12/16 0:30	20.01
6/12/16 0:40	19.98
6/12/16 0:50	19.96
6/12/16 1:00	19.92
6/12/16 1:10	19.90
6/12/16 1:20	19.88
6/12/16 1:30	19.84
6/12/16 1:40	19.83
6/12/16 1:50	19.80
6/12/16 2:00	19.78
6/12/16 2:10	19.74
6/12/16 2:20	19.72

Date	Temp (°C)
6/12/16 2:30	19.70
6/12/16 2:40	19.67
6/12/16 2:50	19.65
6/12/16 3:00	19.62
6/12/16 3:10	19.61
6/12/16 3:20	19.59
6/12/16 3:30	19.57
6/12/16 3:40	19.56
6/12/16 3:50	19.52
6/12/16 4:00	19.51
6/12/16 4:10	19.50
6/12/16 4:20	19.48
6/12/16 4:30	19.46
6/12/16 4:40	19.44
6/12/16 4:50	19.41
6/12/16 5:00	19.38
6/12/16 5:10	19.37
6/12/16 5:20	19.35
6/12/16 5:30	19.32
6/12/16 5:40	19.29
6/12/16 5:50	19.29
6/12/16 6:00	19.29
6/12/16 6:10	19.26
6/12/16 6:20	19.25
6/12/16 6:30	19.23
6/12/16 6:40	19.23
6/12/16 6:50	19.23
6/12/16 7:00	19.23
6/12/16 7:10	19.23
6/12/16 7:20	19.22
6/12/16 7:30	19.21
6/12/16 7:40	19.21
6/12/16 7:50	19.25
6/12/16 8:00	19.26
6/12/16 8:10	19.27
6/12/16 8:20	19.28
6/12/16 8:30	19.29
6/12/16 8:40	19.33
6/12/16 8:50	19.36
6/12/16 9:00	19.39

Date	Temp (°C)
6/12/16 9:10	19.44
6/12/16 9:20	19.51
6/12/16 9:30	19.55
6/12/16 9:40	19.58
6/12/16 9:50	19.64
6/12/16 10:00	19.65
6/12/16 10:10	19.75
6/12/16 10:20	19.77
6/12/16 10:30	19.85
6/12/16 10:40	19.96
6/12/16 10:50	20.01
6/12/16 11:00	20.11
6/12/16 11:10	20.24
6/12/16 11:20	20.33
6/12/16 11:30	20.55
6/12/16 11:40	20.81
6/12/16 11:50	21.07
6/12/16 12:00	21.35
6/12/16 12:10	21.52
6/12/16 12:20	21.72
6/12/16 12:30	21.95
6/12/16 12:40	22.22
6/12/16 12:50	22.47
6/12/16 13:00	22.75
6/12/16 13:10	22.94
6/12/16 13:20	23.16
6/12/16 13:30	23.37
6/12/16 13:40	23.57
6/12/16 13:50	23.74
6/12/16 14:00	23.94
6/12/16 14:10	24.18
6/12/16 14:20	24.40
6/12/16 14:30	24.55
6/12/16 14:40	24.77
6/12/16 14:50	24.82
6/12/16 15:00	24.98
6/12/16 15:10	25.11
6/12/16 15:20	25.21
6/12/16 15:30	25.33
6/12/16 15:40	25.45

Key: Temp > 25°C

Date	Temp (°C)
6/12/16 15:50	25.50
6/12/16 16:00	25.49
6/12/16 16:10	25.39
6/12/16 16:20	25.62
6/12/16 16:30	25.33
6/12/16 16:40	24.47
6/12/16 16:50	22.53
6/12/16 17:00	21.24
6/12/16 17:10	20.66
6/12/16 17:20	20.36
6/12/16 17:30	20.15
6/12/16 17:40	20.01
6/12/16 17:50	19.98
6/12/16 18:00	19.90
6/12/16 18:10	19.85
6/12/16 18:20	19.83
6/12/16 18:30	19.84
6/12/16 18:40	19.79
6/12/16 18:50	19.64
6/12/16 19:00	19.56
6/12/16 19:10	19.46
6/12/16 19:20	19.26
6/12/16 19:30	19.06
6/12/16 19:40	18.91
6/12/16 19:50	18.78
6/12/16 20:00	18.64
6/12/16 20:10	18.49
6/12/16 20:20	18.34
6/12/16 20:30	18.20
6/12/16 20:40	18.06
6/12/16 20:50	17.88
6/12/16 21:00	17.73
6/12/16 21:10	17.59
6/12/16 21:20	17.43
6/12/16 21:30	17.34
6/12/16 21:40	17.27
6/12/16 21:50	17.22
6/12/16 22:00	17.21
6/12/16 22:10	17.22
6/12/16 22:20	17.25

Date	Temp (°C)
6/12/16 22:30	17.30
6/12/16 22:40	17.34
6/12/16 22:50	17.38
6/12/16 23:00	17.43
6/12/16 23:10	17.45
6/12/16 23:20	17.50
6/12/16 23:30	17.50
6/12/16 23:40	17.50
6/12/16 23:50	17.52
6/13/16 0:00	17.52
6/13/16 0:10	17.53
6/13/16 0:20	17.50
6/13/16 0:30	17.47
6/13/16 0:40	17.43
6/13/16 0:50	17.41
6/13/16 1:00	17.38
6/13/16 1:10	17.34
6/13/16 1:20	17.31
6/13/16 1:30	17.26
6/13/16 1:40	17.22
6/13/16 1:50	17.17
6/13/16 2:00	17.12
6/13/16 2:10	17.06
6/13/16 2:20	17.01
6/13/16 2:30	16.96
6/13/16 2:40	16.90
6/13/16 2:50	16.85
6/13/16 3:00	16.77
6/13/16 3:10	16.72
6/13/16 3:20	16.65
6/13/16 3:30	16.62
6/13/16 3:40	16.55
6/13/16 3:50	16.49
6/13/16 4:00	16.45
6/13/16 4:10	16.38
6/13/16 4:20	16.32
6/13/16 4:30	16.26
6/13/16 4:40	16.22
6/13/16 4:50	16.15
6/13/16 5:00	16.10

Date	Temp (°C)
6/13/16 5:10	16.04
6/13/16 5:20	15.99
6/13/16 5:30	15.97
6/13/16 5:40	15.89
6/13/16 5:50	15.86
6/13/16 6:00	15.81
6/13/16 6:10	15.77
6/13/16 6:20	15.74
6/13/16 6:30	15.70
6/13/16 6:40	15.67
6/13/16 6:50	15.62
6/13/16 7:00	15.60
6/13/16 7:10	15.55
6/13/16 7:20	15.54
6/13/16 7:30	15.52
6/13/16 7:40	15.51
6/13/16 7:50	15.51
6/13/16 8:00	15.53
6/13/16 8:10	15.51
6/13/16 8:20	15.50
6/13/16 8:30	15.55
6/13/16 8:40	15.57
6/13/16 8:50	15.64
6/13/16 9:00	15.75
6/13/16 9:10	15.87
6/13/16 9:20	15.98
6/13/16 9:30	16.05
6/13/16 9:40	16.22
6/13/16 9:50	16.35
6/13/16 10:00	16.45
6/13/16 10:10	16.60
6/13/16 10:20	16.77
6/13/16 10:30	16.90
6/13/16 10:40	17.06
6/13/16 10:50	17.20
6/13/16 11:00	17.32
6/13/16 11:10	17.44
6/13/16 11:20	17.65
6/13/16 11:30	17.85
6/13/16 11:40	18.05

Key: Temp > 25°C

Date	Temp (°C)
6/13/16 11:50	18.31
6/13/16 12:00	18.54
6/13/16 12:10	18.82
6/13/16 12:20	19.10
6/13/16 12:30	19.33
6/13/16 12:40	19.48
6/13/16 12:50	19.37
6/13/16 13:00	19.64
6/13/16 13:10	19.58
6/13/16 13:20	18.92
6/13/16 13:30	17.53
6/13/16 13:40	17.29
6/13/16 13:50	17.30
6/13/16 14:00	17.31
6/13/16 14:10	17.35
6/13/16 14:20	17.38
6/13/16 14:30	17.41
6/13/16 14:40	17.40
6/13/16 14:50	17.46
6/13/16 15:00	17.44
6/13/16 15:10	17.46
6/13/16 15:20	17.50
6/13/16 15:30	17.59
6/13/16 15:40	17.69
6/13/16 15:50	17.81
6/13/16 16:00	17.97
6/13/16 16:10	18.15
6/13/16 16:20	18.34
6/13/16 16:30	18.58
6/13/16 16:40	18.74
6/13/16 16:50	18.90
6/13/16 17:00	19.10
6/13/16 17:10	19.30
6/13/16 17:20	19.43
6/13/16 17:30	19.52
6/13/16 17:40	19.60
6/13/16 17:50	19.70
6/13/16 18:00	19.79
6/13/16 18:10	19.86
6/13/16 18:20	19.92

Date	Temp (°C)
6/13/16 18:30	19.82
6/13/16 18:40	19.84
6/13/16 18:50	19.79
6/13/16 19:00	19.74
6/13/16 19:10	19.73
6/13/16 19:20	19.70
6/13/16 19:30	19.63
6/13/16 19:40	19.59
6/13/16 19:50	19.52
6/13/16 20:00	19.42
6/13/16 20:10	19.32
6/13/16 20:20	19.24
6/13/16 20:30	19.13
6/13/16 20:40	19.05
6/13/16 20:50	18.98
6/13/16 21:00	18.92
6/13/16 21:10	18.90
6/13/16 21:20	18.88
6/13/16 21:30	18.85
6/13/16 21:40	18.84
6/13/16 21:50	18.82
6/13/16 22:00	18.82
6/13/16 22:10	18.79
6/13/16 22:20	18.77
6/13/16 22:30	18.77
6/13/16 22:40	18.77
6/13/16 22:50	18.75
6/13/16 23:00	18.72
6/13/16 23:10	18.68
6/13/16 23:20	18.66
6/13/16 23:30	18.62
6/13/16 23:40	18.59
6/13/16 23:50	18.55
6/14/16 0:00	18.49
6/14/16 0:10	18.45
6/14/16 0:20	18.39
6/14/16 0:30	18.34
6/14/16 0:40	18.27
6/14/16 0:50	18.22
6/14/16 1:00	18.16

Date	Temp (°C)
6/14/16 1:10	18.11
6/14/16 1:20	18.03
6/14/16 1:30	17.95
6/14/16 1:40	17.91
6/14/16 1:50	17.85
6/14/16 2:00	17.80
6/14/16 2:10	17.74
6/14/16 2:20	17.70
6/14/16 2:30	17.64
6/14/16 2:40	17.58
6/14/16 2:50	17.54
6/14/16 3:00	17.48
6/14/16 3:10	17.42
6/14/16 3:20	17.35
6/14/16 3:30	17.29
6/14/16 3:40	17.24
6/14/16 3:50	17.18
6/14/16 4:00	17.12
6/14/16 4:10	17.09
6/14/16 4:20	17.02
6/14/16 4:30	16.95
6/14/16 4:40	16.89
6/14/16 4:50	16.85
6/14/16 5:00	16.78
6/14/16 5:10	16.74
6/14/16 5:20	16.70
6/14/16 5:30	16.64
6/14/16 5:40	16.60
6/14/16 5:50	16.54
6/14/16 6:00	16.51
6/14/16 6:10	16.45
6/14/16 6:20	16.42
6/14/16 6:30	16.40
6/14/16 6:40	16.37
6/14/16 6:50	16.38
6/14/16 7:00	16.37
6/14/16 7:10	16.38
6/14/16 7:20	16.39
6/14/16 7:30	16.40
6/14/16 7:40	16.43

Key: Temp > 25°C

Date	Temp (°C)
6/14/16 7:50	16.43
6/14/16 8:00	16.46
6/14/16 8:10	16.48
6/14/16 8:20	16.47
6/14/16 8:30	16.49
6/14/16 8:40	16.51
6/14/16 8:50	16.60
6/14/16 9:00	16.69
6/14/16 9:10	16.83
6/14/16 9:20	16.97
6/14/16 9:30	17.10
6/14/16 9:40	17.23
6/14/16 9:50	17.35
6/14/16 10:00	17.44
6/14/16 10:10	17.55
6/14/16 10:20	17.69
6/14/16 10:30	17.84
6/14/16 10:40	17.97
6/14/16 10:50	18.19
6/14/16 11:00	18.28
6/14/16 11:10	18.27
6/14/16 11:20	18.31
6/14/16 11:30	18.49
6/14/16 11:40	18.72
6/14/16 11:50	19.01
6/14/16 12:00	19.27
6/14/16 12:10	19.50
6/14/16 12:20	19.77
6/14/16 12:30	19.99
6/14/16 12:40	20.22
6/14/16 12:50	20.57
6/14/16 13:00	20.80
6/14/16 13:10	21.09
6/14/16 13:20	21.28
6/14/16 13:30	21.58
6/14/16 13:40	21.89
6/14/16 13:50	22.07
6/14/16 14:00	22.35
6/14/16 14:10	22.72
6/14/16 14:20	22.96

Date	Temp (°C)
6/14/16 14:30	23.22
6/14/16 14:40	23.44
6/14/16 14:50	23.70
6/14/16 15:00	23.94
6/14/16 15:10	24.16
6/14/16 15:20	24.38
6/14/16 15:30	24.53
6/14/16 15:40	24.77
6/14/16 15:50	24.99
6/14/16 16:00	25.12
6/14/16 16:10	25.27
6/14/16 16:20	25.45
6/14/16 16:30	25.54
6/14/16 16:40	25.70
6/14/16 16:50	25.85
6/14/16 17:00	25.97
6/14/16 17:10	26.04
6/14/16 17:20	26.11
6/14/16 17:30	26.16
6/14/16 17:40	26.22
6/14/16 17:50	26.27
6/14/16 18:00	26.23
6/14/16 18:10	26.22
6/14/16 18:20	26.16
6/14/16 18:30	26.12
6/14/16 18:40	26.03
6/14/16 18:50	25.93
6/14/16 19:00	25.81
6/14/16 19:10	25.68
6/14/16 19:20	25.49
6/14/16 19:30	25.30
6/14/16 19:40	25.10
6/14/16 19:50	24.94
6/14/16 20:00	24.74
6/14/16 20:10	24.56
6/14/16 20:20	24.35
6/14/16 20:30	24.15
6/14/16 20:40	23.96
6/14/16 20:50	23.74
6/14/16 21:00	23.54

Date	Temp (°C)
6/14/16 21:10	23.30
6/14/16 21:20	23.09
6/14/16 21:30	22.87
6/14/16 21:40	22.67
6/14/16 21:50	22.48
6/14/16 22:00	22.30
6/14/16 22:10	22.12
6/14/16 22:20	21.95
6/14/16 22:30	21.78
6/14/16 22:40	21.62
6/14/16 22:50	21.47
6/14/16 23:00	21.34
6/14/16 23:10	21.20
6/14/16 23:20	21.05
6/14/16 23:30	20.91
6/14/16 23:40	20.77
6/14/16 23:50	20.65
6/15/16 0:00	20.52
6/15/16 0:10	20.39
6/15/16 0:20	20.29
6/15/16 0:30	20.16
6/15/16 0:40	20.05
6/15/16 0:50	19.94
6/15/16 1:00	19.84
6/15/16 1:10	19.73
6/15/16 1:20	19.63
6/15/16 1:30	19.54
6/15/16 1:40	19.45
6/15/16 1:50	19.36
6/15/16 2:00	19.27
6/15/16 2:10	19.19
6/15/16 2:20	19.10
6/15/16 2:30	19.03
6/15/16 2:40	18.94
6/15/16 2:50	18.87
6/15/16 3:00	18.81
6/15/16 3:10	18.74
6/15/16 3:20	18.67
6/15/16 3:30	18.61
6/15/16 3:40	18.55

Key: Temp > 25°C

Date	Temp (°C)
6/15/16 3:50	18.48
6/15/16 4:00	18.43
6/15/16 4:10	18.38
6/15/16 4:20	18.33
6/15/16 4:30	18.29
6/15/16 4:40	18.24
6/15/16 4:50	18.19
6/15/16 5:00	18.15
6/15/16 5:10	18.11
6/15/16 5:20	18.07
6/15/16 5:30	18.04
6/15/16 5:40	18.01
6/15/16 5:50	17.98
6/15/16 6:00	17.93
6/15/16 6:10	17.89
6/15/16 6:20	17.87
6/15/16 6:30	17.84
6/15/16 6:40	17.82
6/15/16 6:50	17.81
6/15/16 7:00	17.80
6/15/16 7:10	17.78
6/15/16 7:20	17.79
6/15/16 7:30	17.79
6/15/16 7:40	17.79
6/15/16 7:50	17.80
6/15/16 8:00	17.81
6/15/16 8:10	17.83
6/15/16 8:20	17.84
6/15/16 8:30	17.86
6/15/16 8:40	17.88
6/15/16 8:50	17.95
6/15/16 9:00	18.01
6/15/16 9:10	18.09
6/15/16 9:20	18.15
6/15/16 9:30	18.24
6/15/16 9:40	18.33
6/15/16 9:50	18.41
6/15/16 10:00	18.52
6/15/16 10:10	18.55
6/15/16 10:20	18.62

Date	Temp (°C)
6/15/16 10:30	18.78
6/15/16 10:40	19.04
6/15/16 10:50	19.25
6/15/16 11:00	19.47
6/15/16 11:10	19.72
6/15/16 11:20	19.92
6/15/16 11:30	20.18
6/15/16 11:40	20.42
6/15/16 11:50	20.70
6/15/16 12:00	21.03
6/15/16 12:10	21.35
6/15/16 12:20	21.64
6/15/16 12:30	21.85
6/15/16 12:40	22.05
6/15/16 12:50	22.19
6/15/16 13:00	22.32
6/15/16 13:10	22.44
6/15/16 13:20	22.73
6/15/16 13:30	22.74
6/15/16 13:40	22.84
6/15/16 13:50	22.92
6/15/16 14:00	22.88
6/15/16 14:10	22.71
6/15/16 14:20	22.78
6/15/16 14:30	22.49
6/15/16 14:40	21.46
6/15/16 14:50	19.95
6/15/16 15:00	19.18
6/15/16 15:10	18.96
6/15/16 15:20	18.88
6/15/16 15:30	18.88
6/15/16 15:40	19.00
6/15/16 15:50	19.07
6/15/16 16:00	19.34
6/15/16 16:10	19.62
6/15/16 16:20	19.88
6/15/16 16:30	20.04
6/15/16 16:40	20.16
6/15/16 16:50	20.29
6/15/16 17:00	20.26

Date	Temp (°C)
6/15/16 17:10	20.41
6/15/16 17:20	20.43
6/15/16 17:30	20.49
6/15/16 17:40	20.56
6/15/16 17:50	20.93
6/15/16 18:00	20.88
6/15/16 18:10	20.89
6/15/16 18:20	20.91
6/15/16 18:30	20.94
6/15/16 18:40	20.95
6/15/16 18:50	21.07
6/15/16 19:00	21.18
6/15/16 19:10	21.15
6/15/16 19:20	21.13
6/15/16 19:30	21.11
6/15/16 19:40	21.06
6/15/16 19:50	21.05
6/15/16 20:00	21.05
6/15/16 20:10	21.05
6/15/16 20:20	21.05
6/15/16 20:30	21.07
6/15/16 20:40	21.09
6/15/16 20:50	21.10
6/15/16 21:00	21.13
6/15/16 21:10	21.14
6/15/16 21:20	21.17
6/15/16 21:30	21.18
6/15/16 21:40	21.20
6/15/16 21:50	21.22
6/15/16 22:00	21.22
6/15/16 22:10	21.25
6/15/16 22:20	21.26
6/15/16 22:30	21.26
6/15/16 22:40	21.27
6/15/16 22:50	21.28
6/15/16 23:00	21.27
6/15/16 23:10	21.12
6/15/16 23:20	21.14
6/15/16 23:30	21.12
6/15/16 23:40	21.11

Key: Temp > 25°C

Date	Temp (°C)
6/15/16 23:50	21.04
6/16/16 0:00	20.98
6/16/16 0:10	20.93
6/16/16 0:20	20.92
6/16/16 0:30	20.86
6/16/16 0:40	20.78
6/16/16 0:50	20.67
6/16/16 1:00	20.45
6/16/16 1:10	20.38
6/16/16 1:20	20.37
6/16/16 1:30	20.34
6/16/16 1:40	20.24
6/16/16 1:50	20.20
6/16/16 2:00	20.19
6/16/16 2:10	20.19
6/16/16 2:20	20.19
6/16/16 2:30	20.13
6/16/16 2:40	20.06
6/16/16 2:50	20.04
6/16/16 3:00	19.98
6/16/16 3:10	19.91
6/16/16 3:20	19.85
6/16/16 3:30	19.78
6/16/16 3:40	19.72
6/16/16 3:50	19.66
6/16/16 4:00	19.60
6/16/16 4:10	19.54
6/16/16 4:20	19.48
6/16/16 4:30	19.39
6/16/16 4:40	19.30
6/16/16 4:50	19.22
6/16/16 5:00	19.12
6/16/16 5:10	19.02
6/16/16 5:20	18.93
6/16/16 5:30	18.84
6/16/16 5:40	18.75
6/16/16 5:50	18.68
6/16/16 6:00	18.62
6/16/16 6:10	18.55
6/16/16 6:20	18.47

Date	Temp (°C)
6/16/16 6:30	18.41
6/16/16 6:40	18.34
6/16/16 6:50	18.28
6/16/16 7:00	18.23
6/16/16 7:10	18.19
6/16/16 7:20	18.17
6/16/16 7:30	18.15
6/16/16 7:40	18.14
6/16/16 7:50	18.16
6/16/16 8:00	18.18
6/16/16 8:10	18.23
6/16/16 8:20	18.29
6/16/16 8:30	18.32
6/16/16 8:40	18.39
6/16/16 8:50	18.51
6/16/16 9:00	18.66
6/16/16 9:10	18.77
6/16/16 9:20	18.87
6/16/16 9:30	19.00
6/16/16 9:40	19.06
6/16/16 9:50	19.17
6/16/16 10:00	19.18
6/16/16 10:10	19.30
6/16/16 10:20	19.41
6/16/16 10:30	19.58
6/16/16 10:40	19.72
6/16/16 10:50	19.89
6/16/16 11:00	20.08
6/16/16 11:10	20.30
6/16/16 11:20	20.49
6/16/16 11:30	20.57
6/16/16 11:40	20.61
6/16/16 11:50	20.66
6/16/16 12:00	20.86
6/16/16 12:10	21.08
6/16/16 12:20	21.04
6/16/16 12:30	21.00
6/16/16 12:40	20.93
6/16/16 12:50	20.88
6/16/16 13:00	20.86

Date	Temp (°C)
6/16/16 13:10	20.87
6/16/16 13:20	20.91
6/16/16 13:30	20.95
6/16/16 13:40	21.04
6/16/16 13:50	21.36
6/16/16 14:00	21.62
6/16/16 14:10	21.53
6/16/16 14:20	21.72
6/16/16 14:30	21.87
6/16/16 14:40	21.47
6/16/16 14:50	20.05
6/16/16 15:00	18.62
6/16/16 15:10	18.48
6/16/16 15:20	18.43
6/16/16 15:30	18.42
6/16/16 15:40	18.46
6/16/16 15:50	18.56
6/16/16 16:00	18.66
6/16/16 16:10	18.70
6/16/16 16:20	18.85
6/16/16 16:30	18.94
6/16/16 16:40	18.89
6/16/16 16:50	18.91
6/16/16 17:00	18.93
6/16/16 17:10	18.97
6/16/16 17:20	19.02
6/16/16 17:30	19.06
6/16/16 17:40	19.10
6/16/16 17:50	19.18
6/16/16 18:00	19.09
6/16/16 18:10	19.06
6/16/16 18:20	19.04
6/16/16 18:30	19.01
6/16/16 18:40	18.99
6/16/16 18:50	18.97
6/16/16 19:00	18.97
6/16/16 19:10	18.96
6/16/16 19:20	18.97
6/16/16 19:30	18.99
6/16/16 19:40	19.02

Key: Temp > 25°C

Date	Temp (°C)
6/16/16 19:50	19.01
6/16/16 20:00	19.00
6/16/16 20:10	19.00
6/16/16 20:20	19.03
6/16/16 20:30	19.09
6/16/16 20:40	19.17
6/16/16 20:50	19.26
6/16/16 21:00	19.32
6/16/16 21:10	19.40
6/16/16 21:20	19.46
6/16/16 21:30	19.51
6/16/16 21:40	19.54
6/16/16 21:50	19.58
6/16/16 22:00	19.60
6/16/16 22:10	19.63
6/16/16 22:20	19.65
6/16/16 22:30	19.68
6/16/16 22:40	19.69
6/16/16 22:50	19.69
6/16/16 23:00	19.68
6/16/16 23:10	19.67
6/16/16 23:20	19.64
6/16/16 23:30	19.59
6/16/16 23:40	19.55
6/16/16 23:50	19.52
6/17/16 0:00	19.47
6/17/16 0:10	19.44
6/17/16 0:20	19.43
6/17/16 0:30	19.40
6/17/16 0:40	19.37
6/17/16 0:50	19.34
6/17/16 1:00	19.29
6/17/16 1:10	19.26
6/17/16 1:20	19.21
6/17/16 1:30	19.04
6/17/16 1:40	18.92
6/17/16 1:50	18.72
6/17/16 2:00	18.17
6/17/16 2:10	17.77
6/17/16 2:20	17.55

Date	Temp (°C)
6/17/16 2:30	17.47
6/17/16 2:40	17.46
6/17/16 2:50	17.37
6/17/16 3:00	17.34
6/17/16 3:10	17.28
6/17/16 3:20	17.24
6/17/16 3:30	17.24
6/17/16 3:40	17.23
6/17/16 3:50	17.25
6/17/16 4:00	17.23
6/17/16 4:10	17.18
6/17/16 4:20	17.06
6/17/16 4:30	16.71
6/17/16 4:40	16.41
6/17/16 4:50	16.25
6/17/16 5:00	16.28
6/17/16 5:10	15.51
6/17/16 5:20	15.61
6/17/16 5:30	15.71
6/17/16 5:40	15.75
6/17/16 5:50	15.77
6/17/16 6:00	15.75
6/17/16 6:10	15.74
6/17/16 6:20	15.72
6/17/16 6:30	15.68
6/17/16 6:40	15.65
6/17/16 6:50	15.60
6/17/16 7:00	15.57
6/17/16 7:10	15.53
6/17/16 7:20	15.52
6/17/16 7:30	15.52
6/17/16 7:40	15.52
6/17/16 7:50	15.54
6/17/16 8:00	15.58
6/17/16 8:10	15.65
6/17/16 8:20	15.70
6/17/16 8:30	15.76
6/17/16 8:40	15.81
6/17/16 8:50	15.86
6/17/16 9:00	15.94

Date	Temp (°C)
6/17/16 9:10	15.99
6/17/16 9:20	16.04
6/17/16 9:30	16.07
6/17/16 9:40	16.09
6/17/16 9:50	16.11
6/17/16 10:00	16.12
6/17/16 10:10	16.12
6/17/16 10:20	16.15
6/17/16 10:30	16.14
6/17/16 10:40	16.15
6/17/16 10:50	16.14
6/17/16 11:00	16.15
6/17/16 11:10	16.20
6/17/16 11:20	16.24
6/17/16 11:30	16.28
6/17/16 11:40	16.34
6/17/16 11:50	16.42
6/17/16 12:00	16.53
6/17/16 12:10	16.63
6/17/16 12:20	16.81
6/17/16 12:30	16.95
6/17/16 12:40	17.13
6/17/16 12:50	17.24
6/17/16 13:00	17.36
6/17/16 13:10	17.52
6/17/16 13:20	17.66
6/17/16 13:30	17.76
6/17/16 13:40	17.85
6/17/16 13:50	17.94
6/17/16 14:00	18.06
6/17/16 14:10	18.18
6/17/16 14:20	18.30
6/17/16 14:30	18.32
6/17/16 14:40	18.38
6/17/16 14:50	18.48
6/17/16 15:00	18.55
6/17/16 15:10	18.65
6/17/16 15:20	18.70
6/17/16 15:30	18.70
6/17/16 15:40	18.70

Key: Temp > 25°C

Date	Temp (°C)
6/17/16 15:50	18.72
6/17/16 16:00	18.75
6/17/16 16:10	18.69
6/17/16 16:20	18.67
6/17/16 16:30	18.68
6/17/16 16:40	18.66
6/17/16 16:50	18.61
6/17/16 17:00	18.56
6/17/16 17:10	18.57
6/17/16 17:20	18.50
6/17/16 17:30	18.48
6/17/16 17:40	18.46
6/17/16 17:50	18.42
6/17/16 18:00	18.36
6/17/16 18:10	18.30
6/17/16 18:20	18.25
6/17/16 18:30	18.18
6/17/16 18:40	18.10
6/17/16 18:50	18.03
6/17/16 19:00	17.95
6/17/16 19:10	17.86
6/17/16 19:20	17.77
6/17/16 19:30	17.70
6/17/16 19:40	17.65
6/17/16 19:50	17.55
6/17/16 20:00	17.47
6/17/16 20:10	17.39
6/17/16 20:20	17.32
6/17/16 20:30	17.26
6/17/16 20:40	17.22
6/17/16 20:50	17.17
6/17/16 21:00	17.14
6/17/16 21:10	17.11
6/17/16 21:20	17.07
6/17/16 21:30	17.02
6/17/16 21:40	17.00
6/17/16 21:50	16.97
6/17/16 22:00	16.95
6/17/16 22:10	16.92
6/17/16 22:20	16.89

Date	Temp (°C)
6/17/16 22:30	16.87
6/17/16 22:40	16.85
6/17/16 22:50	16.81
6/17/16 23:00	16.79
6/17/16 23:10	16.76
6/17/16 23:20	16.72
6/17/16 23:30	16.69
6/17/16 23:40	16.66
6/17/16 23:50	16.64
6/18/16 0:00	16.61
6/18/16 0:10	16.59
6/18/16 0:20	16.57
6/18/16 0:30	16.55
6/18/16 0:40	16.53
6/18/16 0:50	16.51
6/18/16 1:00	16.48
6/18/16 1:10	16.46
6/18/16 1:20	16.43
6/18/16 1:30	16.43
6/18/16 1:40	16.42
6/18/16 1:50	16.40
6/18/16 2:00	16.38
6/18/16 2:10	16.37
6/18/16 2:20	16.34
6/18/16 2:30	16.32
6/18/16 2:40	16.31
6/18/16 2:50	16.30
6/18/16 3:00	16.29
6/18/16 3:10	16.28
6/18/16 3:20	16.26
6/18/16 3:30	16.25
6/18/16 3:40	16.22
6/18/16 3:50	16.20
6/18/16 4:00	16.17
6/18/16 4:10	16.15
6/18/16 4:20	16.12
6/18/16 4:30	16.10
6/18/16 4:40	16.08
6/18/16 4:50	16.06
6/18/16 5:00	16.05

Date	Temp (°C)
6/18/16 5:10	16.02
6/18/16 5:20	16.00
6/18/16 5:30	15.98
6/18/16 5:40	15.96
6/18/16 5:50	15.95
6/18/16 6:00	15.96
6/18/16 6:10	15.96
6/18/16 6:20	15.95
6/18/16 6:30	15.95
6/18/16 6:40	15.96
6/18/16 6:50	15.95
6/18/16 7:00	15.94
6/18/16 7:10	15.94
6/18/16 7:20	15.92
6/18/16 7:30	15.91
6/18/16 7:40	15.88
6/18/16 7:50	15.87
6/18/16 8:00	15.86
6/18/16 8:10	15.85
6/18/16 8:20	15.84
6/18/16 8:30	15.85
6/18/16 8:40	15.86
6/18/16 8:50	15.86
6/18/16 9:00	15.89
6/18/16 9:10	15.92
6/18/16 9:20	15.95
6/18/16 9:30	15.98
6/18/16 9:40	16.02
6/18/16 9:50	16.07
6/18/16 10:00	16.11
6/18/16 10:10	16.17
6/18/16 10:20	16.22
6/18/16 10:30	16.28
6/18/16 10:40	16.34
6/18/16 10:50	16.40
6/18/16 11:00	16.47
6/18/16 11:10	16.53
6/18/16 11:20	16.60
6/18/16 11:30	16.66
6/18/16 11:40	16.74

Key: Temp > 25°C

Date	Temp (°C)
6/18/16 11:50	16.81
6/18/16 12:00	16.89
6/18/16 12:10	16.97
6/18/16 12:20	17.05
6/18/16 12:30	17.16
6/18/16 12:40	17.24
6/18/16 12:50	17.36
6/18/16 13:00	17.44
6/18/16 13:10	17.65
6/18/16 13:20	17.82
6/18/16 13:30	17.98
6/18/16 13:40	18.09
6/18/16 13:50	18.16
6/18/16 14:00	18.16
6/18/16 14:10	17.93
6/18/16 14:20	17.83
6/18/16 14:30	17.82
6/18/16 14:40	17.69
6/18/16 14:50	17.48
6/18/16 15:00	17.33
6/18/16 15:10	17.28
6/18/16 15:20	17.25
6/18/16 15:30	17.35
6/18/16 15:40	17.38
6/18/16 15:50	17.36
6/18/16 16:00	17.42
6/18/16 16:10	17.11
6/18/16 16:20	17.00
6/18/16 16:30	17.11
6/18/16 16:40	17.09
6/18/16 16:50	17.15
6/18/16 17:00	17.23
6/18/16 17:10	17.26
6/18/16 17:20	17.29
6/18/16 17:30	17.26
6/18/16 17:40	17.25
6/18/16 17:50	17.19
6/18/16 18:00	17.13
6/18/16 18:10	17.08
6/18/16 18:20	17.02

Date	Temp (°C)
6/18/16 18:30	16.95
6/18/16 18:40	16.91
6/18/16 18:50	16.86
6/18/16 19:00	16.80
6/18/16 19:10	16.75
6/18/16 19:20	16.69
6/18/16 19:30	16.65
6/18/16 19:40	16.63
6/18/16 19:50	16.60
6/18/16 20:00	16.57
6/18/16 20:10	16.56
6/18/16 20:20	16.52
6/18/16 20:30	16.50
6/18/16 20:40	16.48
6/18/16 20:50	16.46
6/18/16 21:00	16.44
6/18/16 21:10	16.42
6/18/16 21:20	16.38
6/18/16 21:30	16.33
6/18/16 21:40	16.29
6/18/16 21:50	16.23
6/18/16 22:00	16.19
6/18/16 22:10	16.17
6/18/16 22:20	16.12
6/18/16 22:30	16.08
6/18/16 22:40	16.04
6/18/16 22:50	16.00
6/18/16 23:00	15.96
6/18/16 23:10	15.93
6/18/16 23:20	15.91
6/18/16 23:30	15.87
6/18/16 23:40	15.83
6/18/16 23:50	15.80
6/19/16 0:00	15.77
6/19/16 0:10	15.74
6/19/16 0:20	15.70
6/19/16 0:30	15.67
6/19/16 0:40	15.62
6/19/16 0:50	15.58
6/19/16 1:00	15.55

Date	Temp (°C)
6/19/16 1:10	15.51
6/19/16 1:20	15.47
6/19/16 1:30	15.43
6/19/16 1:40	15.41
6/19/16 1:50	15.38
6/19/16 2:00	15.36
6/19/16 2:10	15.34
6/19/16 2:20	15.31
6/19/16 2:30	15.29
6/19/16 2:40	15.27
6/19/16 2:50	15.26
6/19/16 3:00	15.24
6/19/16 3:10	15.23
6/19/16 3:20	15.21
6/19/16 3:30	15.21
6/19/16 3:40	15.21
6/19/16 3:50	15.21
6/19/16 4:00	15.21
6/19/16 4:10	15.21
6/19/16 4:20	15.21
6/19/16 4:30	15.22
6/19/16 4:40	15.22
6/19/16 4:50	15.24
6/19/16 5:00	15.24
6/19/16 5:10	15.24
6/19/16 5:20	15.24
6/19/16 5:30	15.25
6/19/16 5:40	15.25
6/19/16 5:50	15.25
6/19/16 6:00	15.26
6/19/16 6:10	15.26
6/19/16 6:20	15.27
6/19/16 6:30	15.27
6/19/16 6:40	15.28
6/19/16 6:50	15.30
6/19/16 7:00	15.32
6/19/16 7:10	15.33
6/19/16 7:20	15.36
6/19/16 7:30	15.38
6/19/16 7:40	15.40

Key: Temp > 25°C

Date	Temp (°C)
6/19/16 7:50	15.43
6/19/16 8:00	15.47
6/19/16 8:10	15.50
6/19/16 8:20	15.54
6/19/16 8:30	15.59
6/19/16 8:40	15.64
6/19/16 8:50	15.69
6/19/16 9:00	15.75
6/19/16 9:10	15.81
6/19/16 9:20	15.86
6/19/16 9:30	15.91
6/19/16 9:40	16.00
6/19/16 9:50	16.06
6/19/16 10:00	16.10
6/19/16 10:10	16.17
6/19/16 10:20	16.24
6/19/16 10:30	16.34
6/19/16 10:40	16.42
6/19/16 10:50	16.50
6/19/16 11:00	16.59
6/19/16 11:10	16.67
6/19/16 11:20	16.75
6/19/16 11:30	16.82
6/19/16 11:40	16.92
6/19/16 11:50	17.00
6/19/16 12:00	17.07
6/19/16 12:10	17.10
6/19/16 12:20	17.10
6/19/16 12:30	17.11
6/19/16 12:40	17.18
6/19/16 12:50	17.34
6/19/16 13:00	17.49
6/19/16 13:10	17.57
6/19/16 13:20	17.60
6/19/16 13:30	17.61
6/19/16 13:40	17.63
6/19/16 13:50	17.54
6/19/16 14:00	17.58
6/19/16 14:10	17.78
6/19/16 14:20	18.00

Date	Temp (°C)
6/19/16 14:30	17.96
6/19/16 14:40	17.96
6/19/16 14:50	17.89
6/19/16 15:00	17.99
6/19/16 15:10	18.00
6/19/16 15:20	18.01
6/19/16 15:30	17.96
6/19/16 15:40	17.87
6/19/16 15:50	17.93
6/19/16 16:00	17.90
6/19/16 16:10	17.93
6/19/16 16:20	17.96
6/19/16 16:30	17.81
6/19/16 16:40	17.63
6/19/16 16:50	17.37
6/19/16 17:00	17.27
6/19/16 17:10	17.11
6/19/16 17:20	16.99
6/19/16 17:30	16.92
6/19/16 17:40	16.78
6/19/16 17:50	16.69
6/19/16 18:00	16.67
6/19/16 18:10	16.70
6/19/16 18:20	16.72
6/19/16 18:30	16.74
6/19/16 18:40	16.70
6/19/16 18:50	16.64
6/19/16 19:00	16.58
6/19/16 19:10	16.52
6/19/16 19:20	16.45
6/19/16 19:30	16.36
6/19/16 19:40	16.30
6/19/16 19:50	16.26
6/19/16 20:00	16.23
6/19/16 20:10	16.22
6/19/16 20:20	16.21
6/19/16 20:30	16.19
6/19/16 20:40	16.18
6/19/16 20:50	16.16
6/19/16 21:00	16.14

Date	Temp (°C)
6/19/16 21:10	16.13
6/19/16 21:20	16.13
6/19/16 21:30	16.12
6/19/16 21:40	16.10
6/19/16 21:50	16.09
6/19/16 22:00	16.06
6/19/16 22:10	16.05
6/19/16 22:20	16.06
6/19/16 22:30	16.15
6/19/16 22:40	16.33
6/19/16 22:50	16.52
6/19/16 23:00	16.73
6/19/16 23:10	16.94
6/19/16 23:20	17.12
6/19/16 23:30	17.27
6/19/16 23:40	17.40
6/19/16 23:50	17.50
6/20/16 0:00	17.61
6/20/16 0:10	17.67
6/20/16 0:20	17.74
6/20/16 0:30	17.79
6/20/16 0:40	17.84
6/20/16 0:50	17.87
6/20/16 1:00	17.90
6/20/16 1:10	17.92
6/20/16 1:20	17.93
6/20/16 1:30	17.95
6/20/16 1:40	17.95
6/20/16 1:50	17.95
6/20/16 2:00	17.94
6/20/16 2:10	17.92
6/20/16 2:20	17.91
6/20/16 2:30	17.88
6/20/16 2:40	17.86
6/20/16 2:50	17.84
6/20/16 3:00	17.82
6/20/16 3:10	17.79
6/20/16 3:20	17.75
6/20/16 3:30	17.73
6/20/16 3:40	17.69

Key: Temp > 25°C

Date	Temp (°C)
6/20/16 3:50	17.67
6/20/16 4:00	17.63
6/20/16 4:10	17.61
6/20/16 4:20	17.56
6/20/16 4:30	17.53
6/20/16 4:40	17.50
6/20/16 4:50	17.47
6/20/16 5:00	17.43
6/20/16 5:10	17.40
6/20/16 5:20	17.37
6/20/16 5:30	17.35
6/20/16 5:40	17.31
6/20/16 5:50	17.28
6/20/16 6:00	17.24
6/20/16 6:10	17.22
6/20/16 6:20	17.18
6/20/16 6:30	17.15
6/20/16 6:40	17.11
6/20/16 6:50	17.09
6/20/16 7:00	17.06
6/20/16 7:10	17.03
6/20/16 7:20	17.01
6/20/16 7:30	16.99
6/20/16 7:40	16.97
6/20/16 7:50	16.97
6/20/16 8:00	16.97
6/20/16 8:10	16.97
6/20/16 8:20	17.02
6/20/16 8:30	17.03
6/20/16 8:40	17.01
6/20/16 8:50	17.03
6/20/16 9:00	17.15
6/20/16 9:10	17.24
6/20/16 9:20	17.35
6/20/16 9:30	17.45
6/20/16 9:40	17.55
6/20/16 9:50	17.73
6/20/16 10:00	17.80
6/20/16 10:10	17.87
6/20/16 10:20	17.98

Date	Temp (°C)
6/20/16 10:30	18.03
6/20/16 10:40	18.12
6/20/16 10:50	18.15
6/20/16 11:00	18.19
6/20/16 11:10	18.32
6/20/16 11:20	18.49
6/20/16 11:30	18.63
6/20/16 11:40	18.80
6/20/16 11:50	18.97
6/20/16 12:00	19.14
6/20/16 12:10	19.38
6/20/16 12:20	19.63
6/20/16 12:30	19.84
6/20/16 12:40	19.73
6/20/16 12:50	19.93
6/20/16 13:00	20.16
6/20/16 13:10	19.97
6/20/16 13:20	18.42
6/20/16 13:30	17.69
6/20/16 13:40	17.57
6/20/16 13:50	17.48
6/20/16 14:00	17.50
6/20/16 14:10	17.53
6/20/16 14:20	17.44
6/20/16 14:30	17.54
6/20/16 14:40	17.56
6/20/16 14:50	17.58
6/20/16 15:00	17.59
6/20/16 15:10	17.64
6/20/16 15:20	17.72
6/20/16 15:30	17.81
6/20/16 15:40	17.81
6/20/16 15:50	18.02
6/20/16 16:00	18.16
6/20/16 16:10	18.25
6/20/16 16:20	18.17
6/20/16 16:30	18.20
6/20/16 16:40	18.15
6/20/16 16:50	18.22
6/20/16 17:00	18.33

Date	Temp (°C)
6/20/16 17:10	18.11
6/20/16 17:20	18.04
6/20/16 17:30	17.98
6/20/16 17:40	17.97
6/20/16 17:50	17.95
6/20/16 18:00	17.78
6/20/16 18:10	17.58
6/20/16 18:20	17.52
6/20/16 18:30	17.44
6/20/16 18:40	17.31
6/20/16 18:50	17.14
6/20/16 19:00	16.94
6/20/16 19:10	16.72
6/20/16 19:20	16.48
6/20/16 19:30	16.29
6/20/16 19:40	16.20
6/20/16 19:50	16.11
6/20/16 20:00	16.00
6/20/16 20:10	15.93
6/20/16 20:20	15.84
6/20/16 20:30	15.75
6/20/16 20:40	15.68
6/20/16 20:50	15.64
6/20/16 21:00	15.63
6/20/16 21:10	15.61
6/20/16 21:20	15.57
6/20/16 21:30	15.55
6/20/16 21:40	15.53
6/20/16 21:50	15.56
6/20/16 22:00	15.56
6/20/16 22:10	15.60
6/20/16 22:20	15.67
6/20/16 22:30	15.69
6/20/16 22:40	15.73
6/20/16 22:50	15.77
6/20/16 23:00	15.81
6/20/16 23:10	15.84
6/20/16 23:20	15.86
6/20/16 23:30	15.90
6/20/16 23:40	15.92

Key: Temp > 25°C

Date	Temp (°C)
6/20/16 23:50	15.95
6/21/16 0:00	16.01
6/21/16 0:10	16.12
6/21/16 0:20	16.29
6/21/16 0:30	16.47
6/21/16 0:40	16.68
6/21/16 0:50	16.89
6/21/16 1:00	17.10
6/21/16 1:10	17.30
6/21/16 1:20	17.49
6/21/16 1:30	17.64
6/21/16 1:40	17.79
6/21/16 1:50	17.91
6/21/16 2:00	18.01
6/21/16 2:10	18.13
6/21/16 2:20	18.22
6/21/16 2:30	18.30
6/21/16 2:40	18.38
6/21/16 2:50	18.45
6/21/16 3:00	18.49
6/21/16 3:10	18.55
6/21/16 3:20	18.61
6/21/16 3:30	18.66
6/21/16 3:40	18.69
6/21/16 3:50	18.73
6/21/16 4:00	18.75
6/21/16 4:10	18.77
6/21/16 4:20	18.80
6/21/16 4:30	18.83
6/21/16 4:40	18.85
6/21/16 4:50	18.87
6/21/16 5:00	18.89
6/21/16 5:10	18.90
6/21/16 5:20	18.91
6/21/16 5:30	18.92
6/21/16 5:40	18.92
6/21/16 5:50	18.94
6/21/16 6:00	18.95
6/21/16 6:10	18.97
6/21/16 6:20	18.97

Date	Temp (°C)
6/21/16 6:30	18.98
6/21/16 6:40	19.00
6/21/16 6:50	19.01
6/21/16 7:00	19.03
6/21/16 7:10	19.04
6/21/16 7:20	19.05
6/21/16 7:30	19.07
6/21/16 7:40	19.08
6/21/16 7:50	19.09
6/21/16 8:00	19.10
6/21/16 8:10	19.11
6/21/16 8:20	19.15
6/21/16 8:30	19.20
6/21/16 8:40	19.24
6/21/16 8:50	19.31
6/21/16 9:00	19.34
6/21/16 9:10	19.38
6/21/16 9:20	19.38
6/21/16 9:30	19.41
6/21/16 9:40	19.50
6/21/16 9:50	19.52
6/21/16 10:00	19.58
6/21/16 10:10	19.67
6/21/16 10:20	19.70
6/21/16 10:30	19.84
6/21/16 10:40	19.84
6/21/16 10:50	19.87
6/21/16 11:00	19.92
6/21/16 11:10	19.99
6/21/16 11:20	19.97
6/21/16 11:30	20.11
6/21/16 11:40	20.30
6/21/16 11:50	20.45
6/21/16 12:00	20.59
6/21/16 12:10	20.61
6/21/16 12:20	20.72
6/21/16 12:30	20.91
6/21/16 12:40	21.10
6/21/16 12:50	21.20
6/21/16 13:00	21.22

Date	Temp (°C)
6/21/16 13:10	21.14
6/21/16 13:20	20.95
6/21/16 13:30	20.58
6/21/16 13:40	19.27
6/21/16 13:50	18.45
6/21/16 14:00	18.11
6/21/16 14:10	17.87
6/21/16 14:20	17.79
6/21/16 14:30	17.72
6/21/16 14:40	17.80
6/21/16 14:50	17.93
6/21/16 15:00	17.94
6/21/16 15:10	17.89
6/21/16 15:20	17.69
6/21/16 15:30	17.84
6/21/16 15:40	18.01
6/21/16 15:50	18.19
6/21/16 16:00	18.30
6/21/16 16:10	18.34
6/21/16 16:20	18.43
6/21/16 16:30	18.46
6/21/16 16:40	18.45
6/21/16 16:50	18.46
6/21/16 17:00	18.33
6/21/16 17:10	18.29
6/21/16 17:20	18.16
6/21/16 17:30	18.13
6/21/16 17:40	17.98
6/21/16 17:50	17.84
6/21/16 18:00	17.58
6/21/16 18:10	17.28
6/21/16 18:20	17.11
6/21/16 18:30	16.81
6/21/16 18:40	16.66
6/21/16 18:50	16.72
6/21/16 19:00	16.58
6/21/16 19:10	16.47
6/21/16 19:20	16.37
6/21/16 19:30	16.23
6/21/16 19:40	16.14

Key: Temp > 25°C

Date	Temp (°C)
6/21/16 19:50	16.08
6/21/16 20:00	15.98
6/21/16 20:10	15.84
6/21/16 20:20	15.79
6/21/16 20:30	15.79
6/21/16 20:40	15.77
6/21/16 20:50	15.76
6/21/16 21:00	15.74
6/21/16 21:10	15.73
6/21/16 21:20	15.69
6/21/16 21:30	15.66
6/21/16 21:40	15.62
6/21/16 21:50	15.61
6/21/16 22:00	15.60
6/21/16 22:10	15.60
6/21/16 22:20	15.61
6/21/16 22:30	15.61
6/21/16 22:40	15.62
6/21/16 22:50	15.63
6/21/16 23:00	15.65
6/21/16 23:10	15.66
6/21/16 23:20	15.68
6/21/16 23:30	15.69
6/21/16 23:40	15.69
6/21/16 23:50	15.71
6/22/16 0:00	15.76
6/22/16 0:10	15.88
6/22/16 0:20	16.06
6/22/16 0:30	16.28
6/22/16 0:40	16.52
6/22/16 0:50	16.76
6/22/16 1:00	16.97
6/22/16 1:10	17.18
6/22/16 1:20	17.36
6/22/16 1:30	17.53
6/22/16 1:40	17.69
6/22/16 1:50	17.81
6/22/16 2:00	17.94
6/22/16 2:10	18.05
6/22/16 2:20	18.15

Date	Temp (°C)
6/22/16 2:30	18.24
6/22/16 2:40	18.32
6/22/16 2:50	18.39
6/22/16 3:00	18.44
6/22/16 3:10	18.49
6/22/16 3:20	18.52
6/22/16 3:30	18.56
6/22/16 3:40	18.59
6/22/16 3:50	18.61
6/22/16 4:00	18.62
6/22/16 4:10	18.63
6/22/16 4:20	18.63
6/22/16 4:30	18.63
6/22/16 4:40	18.63
6/22/16 4:50	18.61
6/22/16 5:00	18.60
6/22/16 5:10	18.59
6/22/16 5:20	18.59
6/22/16 5:30	18.55
6/22/16 5:40	18.53
6/22/16 5:50	18.50
6/22/16 6:00	18.49
6/22/16 6:10	18.45
6/22/16 6:20	18.44
6/22/16 6:30	18.40
6/22/16 6:40	18.37
6/22/16 6:50	18.34
6/22/16 7:00	18.31
6/22/16 7:10	18.28
6/22/16 7:20	18.27
6/22/16 7:30	18.26
6/22/16 7:40	18.26
6/22/16 7:50	18.26
6/22/16 8:00	18.26
6/22/16 8:10	18.25
6/22/16 8:20	18.32
6/22/16 8:30	18.35
6/22/16 8:40	18.36
6/22/16 8:50	18.39
6/22/16 9:00	18.48

Date	Temp (°C)
6/22/16 9:10	18.55
6/22/16 9:20	18.63
6/22/16 9:30	18.66
6/22/16 9:40	18.70
6/22/16 9:50	18.75
6/22/16 10:00	18.83
6/22/16 10:10	18.91
6/22/16 10:20	18.94
6/22/16 10:30	18.96
6/22/16 10:40	19.00
6/22/16 10:50	19.04
6/22/16 11:00	19.16
6/22/16 11:10	19.24
6/22/16 11:20	19.29
6/22/16 11:30	19.36
6/22/16 11:40	19.49
6/22/16 11:50	19.67
6/22/16 12:00	19.84
6/22/16 12:10	19.93
6/22/16 12:20	20.13
6/22/16 12:30	20.38
6/22/16 12:40	20.51
6/22/16 12:50	20.78
6/22/16 13:00	21.00
6/22/16 13:10	21.29
6/22/16 13:20	21.39
6/22/16 13:30	21.57
6/22/16 13:40	21.84
6/22/16 13:50	21.97
6/22/16 14:00	22.21
6/22/16 14:10	22.33
6/22/16 14:20	22.12
6/22/16 14:30	21.81
6/22/16 14:40	20.43
6/22/16 14:50	19.23
6/22/16 15:00	18.62
6/22/16 15:10	18.14
6/22/16 15:20	17.87
6/22/16 15:30	17.81
6/22/16 15:40	17.72

Key: Temp > 25°C

Date	Temp (°C)
6/22/16 15:50	17.54
6/22/16 16:00	17.55
6/22/16 16:10	17.50
6/22/16 16:20	17.32
6/22/16 16:30	17.36
6/22/16 16:40	17.44
6/22/16 16:50	17.34
6/22/16 17:00	17.15
6/22/16 17:10	17.19
6/22/16 17:20	17.20
6/22/16 17:30	17.26
6/22/16 17:40	17.18
6/22/16 17:50	17.11
6/22/16 18:00	17.09
6/22/16 18:10	17.01
6/22/16 18:20	16.85
6/22/16 18:30	16.79
6/22/16 18:40	16.60
6/22/16 18:50	16.49
6/22/16 19:00	16.49
6/22/16 19:10	16.27
6/22/16 19:20	16.05
6/22/16 19:30	16.05
6/22/16 19:40	16.12
6/22/16 19:50	16.02
6/22/16 20:00	15.83
6/22/16 20:10	15.63
6/22/16 20:20	15.58
6/22/16 20:30	15.63
6/22/16 20:40	15.68
6/22/16 20:50	15.69
6/22/16 21:00	15.69
6/22/16 21:10	15.68
6/22/16 21:20	15.68
6/22/16 21:30	15.72
6/22/16 21:40	15.73
6/22/16 21:50	15.75
6/22/16 22:00	15.78
6/22/16 22:10	15.83
6/22/16 22:20	15.87

Date	Temp (°C)
6/22/16 22:30	15.92
6/22/16 22:40	15.95
6/22/16 22:50	15.95
6/22/16 23:00	15.96
6/22/16 23:10	15.96
6/22/16 23:20	15.94
6/22/16 23:30	15.93
6/22/16 23:40	15.92
6/22/16 23:50	15.96
6/23/16 0:00	16.09
6/23/16 0:10	16.30
6/23/16 0:20	16.54
6/23/16 0:30	16.76
6/23/16 0:40	17.00
6/23/16 0:50	17.22
6/23/16 1:00	17.41
6/23/16 1:10	17.59
6/23/16 1:20	17.76
6/23/16 1:30	17.88
6/23/16 1:40	18.00
6/23/16 1:50	18.11
6/23/16 2:00	18.20
6/23/16 2:10	18.29
6/23/16 2:20	18.37
6/23/16 2:30	18.44
6/23/16 2:40	18.51
6/23/16 2:50	18.56
6/23/16 3:00	18.60
6/23/16 3:10	18.65
6/23/16 3:20	18.68
6/23/16 3:30	18.71
6/23/16 3:40	18.74
6/23/16 3:50	18.75
6/23/16 4:00	18.77
6/23/16 4:10	18.80
6/23/16 4:20	18.81
6/23/16 4:30	18.82
6/23/16 4:40	18.84
6/23/16 4:50	18.85
6/23/16 5:00	18.86

Date	Temp (°C)
6/23/16 5:10	18.86
6/23/16 5:20	18.86
6/23/16 5:30	18.87
6/23/16 5:40	18.86
6/23/16 5:50	18.86
6/23/16 6:00	18.86
6/23/16 6:10	18.84
6/23/16 6:20	18.84
6/23/16 6:30	18.82
6/23/16 6:40	18.81
6/23/16 6:50	18.81
6/23/16 7:00	18.81
6/23/16 7:10	18.78
6/23/16 7:20	18.78
6/23/16 7:30	18.77
6/23/16 7:40	18.76
6/23/16 7:50	18.76
6/23/16 8:00	18.75
6/23/16 8:10	18.76
6/23/16 8:20	18.75
6/23/16 8:30	18.76
6/23/16 8:40	18.77
6/23/16 8:50	18.77
6/23/16 9:00	18.75
6/23/16 9:10	18.75
6/23/16 9:20	18.77
6/23/16 9:30	18.78
6/23/16 9:40	18.82
6/23/16 9:50	18.87
6/23/16 10:00	18.92
6/23/16 10:10	18.96
6/23/16 10:20	19.04
6/23/16 10:30	19.08
6/23/16 10:40	19.13
6/23/16 10:50	19.13
6/23/16 11:00	19.20
6/23/16 11:10	19.25
6/23/16 11:20	19.34
6/23/16 11:30	19.43
6/23/16 11:40	19.47

Key: Temp > 25°C

Date	Temp (°C)
6/23/16 11:50	19.50
6/23/16 12:00	19.54
6/23/16 12:10	19.57
6/23/16 12:20	19.59
6/23/16 12:30	19.62
6/23/16 12:40	19.67
6/23/16 12:50	19.68
6/23/16 13:00	19.73
6/23/16 13:10	19.73
6/23/16 13:20	19.73
6/23/16 13:30	19.74
6/23/16 13:40	19.74
6/23/16 13:50	19.86
6/23/16 14:00	19.87
6/23/16 14:10	19.73
6/23/16 14:20	19.53
6/23/16 14:30	18.39
6/23/16 14:40	17.22
6/23/16 14:50	16.83
6/23/16 15:00	16.70
6/23/16 15:10	16.60
6/23/16 15:20	16.54
6/23/16 15:30	16.49
6/23/16 15:40	16.37
6/23/16 15:50	16.18
6/23/16 16:00	15.99
6/23/16 16:10	15.92
6/23/16 16:20	16.03
6/23/16 16:30	16.10
6/23/16 16:40	16.04
6/23/16 16:50	15.82
6/23/16 17:00	15.71
6/23/16 17:10	15.80
6/23/16 17:20	15.91
6/23/16 17:30	15.93
6/23/16 17:40	15.97
6/23/16 17:50	15.90
6/23/16 18:00	15.77
6/23/16 18:10	15.74
6/23/16 18:20	15.83

Date	Temp (°C)
6/23/16 18:30	15.97
6/23/16 18:40	16.07
6/23/16 18:50	16.06
6/23/16 19:00	15.96
6/23/16 19:10	15.90
6/23/16 19:20	15.86
6/23/16 19:30	15.86
6/23/16 19:40	15.90
6/23/16 19:50	15.88
6/23/16 20:00	15.79
6/23/16 20:10	15.68
6/23/16 20:20	15.59
6/23/16 20:30	15.56
6/23/16 20:40	15.54
6/23/16 20:50	15.52
6/23/16 21:00	15.51
6/23/16 21:10	15.51
6/23/16 21:20	15.52
6/23/16 21:30	15.56
6/23/16 21:40	15.60
6/23/16 21:50	15.67
6/23/16 22:00	15.76
6/23/16 22:10	15.84
6/23/16 22:20	15.90
6/23/16 22:30	15.94
6/23/16 22:40	15.96
6/23/16 22:50	16.04
6/23/16 23:00	16.31
6/23/16 23:10	16.65
6/23/16 23:20	17.03
6/23/16 23:30	17.35
6/23/16 23:40	17.60
6/23/16 23:50	17.83
6/24/16 0:00	18.04
6/24/16 0:10	18.21
6/24/16 0:20	18.35
6/24/16 0:30	18.48
6/24/16 0:40	18.59
6/24/16 0:50	18.68
6/24/16 1:00	18.75

Date	Temp (°C)
6/24/16 1:10	18.81
6/24/16 1:20	18.87
6/24/16 1:30	18.93
6/24/16 1:40	18.96
6/24/16 1:50	19.00
6/24/16 2:00	19.03
6/24/16 2:10	19.06
6/24/16 2:20	19.09
6/24/16 2:30	19.10
6/24/16 2:40	19.13
6/24/16 2:50	19.14
6/24/16 3:00	19.15
6/24/16 3:10	19.16
6/24/16 3:20	19.18
6/24/16 3:30	19.19
6/24/16 3:40	19.18
6/24/16 3:50	19.19
6/24/16 4:00	19.19
6/24/16 4:10	19.19
6/24/16 4:20	19.18
6/24/16 4:30	19.18
6/24/16 4:40	19.20
6/24/16 4:50	19.18
6/24/16 5:00	19.18
6/24/16 5:10	19.17
6/24/16 5:20	19.17
6/24/16 5:30	19.16
6/24/16 5:40	19.16
6/24/16 5:50	19.15
6/24/16 6:00	19.13
6/24/16 6:10	19.12
6/24/16 6:20	19.11
6/24/16 6:30	19.09
6/24/16 6:40	19.09
6/24/16 6:50	19.08
6/24/16 7:00	19.07
6/24/16 7:10	19.07
6/24/16 7:20	19.07
6/24/16 7:30	19.06
6/24/16 7:40	19.06

Key: Temp > 25°C

Date	Temp (°C)
6/24/16 7:50	19.07
6/24/16 8:00	19.06
6/24/16 8:10	19.07
6/24/16 8:20	19.08
6/24/16 8:30	19.11
6/24/16 8:40	19.13
6/24/16 8:50	19.17
6/24/16 9:00	19.21
6/24/16 9:10	19.25
6/24/16 9:20	19.33
6/24/16 9:30	19.40
6/24/16 9:40	19.40
6/24/16 9:50	19.52
6/24/16 10:00	19.58
6/24/16 10:10	19.59
6/24/16 10:20	19.67
6/24/16 10:30	19.80
6/24/16 10:40	19.79
6/24/16 10:50	19.77
6/24/16 11:00	19.76
6/24/16 11:10	19.93
6/24/16 11:20	19.99
6/24/16 11:30	19.95
6/24/16 11:40	20.08
6/24/16 11:50	20.34
6/24/16 12:00	20.42
6/24/16 12:10	20.38
6/24/16 12:20	20.51
6/24/16 12:30	20.42
6/24/16 12:40	20.42
6/24/16 12:50	20.28
6/24/16 13:00	20.25
6/24/16 13:10	18.93
6/24/16 13:20	17.82
6/24/16 13:30	17.98
6/24/16 13:40	17.97
6/24/16 13:50	17.85
6/24/16 14:00	17.80
6/24/16 14:10	17.84
6/24/16 14:20	17.87

Date	Temp (°C)
6/24/16 14:30	17.87
6/24/16 14:40	17.84
6/24/16 14:50	17.76
6/24/16 15:00	17.69
6/24/16 15:10	17.59
6/24/16 15:20	17.46
6/24/16 15:30	17.37
6/24/16 15:40	17.31
6/24/16 15:50	17.29
6/24/16 16:00	17.28
6/24/16 16:10	17.30
6/24/16 16:20	17.33
6/24/16 16:30	17.37
6/24/16 16:40	17.50
6/24/16 16:50	17.61
6/24/16 17:00	17.43
6/24/16 17:10	17.14
6/24/16 17:20	17.06
6/24/16 17:30	17.10
6/24/16 17:40	17.03
6/24/16 17:50	16.89
6/24/16 18:00	16.85
6/24/16 18:10	16.99
6/24/16 18:20	17.14
6/24/16 18:30	17.17
6/24/16 18:40	17.10
6/24/16 18:50	16.99
6/24/16 19:00	16.88
6/24/16 19:10	16.86
6/24/16 19:20	16.85
6/24/16 19:30	16.82
6/24/16 19:40	16.82
6/24/16 19:50	16.84
6/24/16 20:00	16.86
6/24/16 20:10	16.86
6/24/16 20:20	16.87
6/24/16 20:30	16.87
6/24/16 20:40	16.86
6/24/16 20:50	16.87
6/24/16 21:00	16.88

Date	Temp (°C)
6/24/16 21:10	16.89
6/24/16 21:20	16.87
6/24/16 21:30	16.83
6/24/16 21:40	16.87
6/24/16 21:50	17.05
6/24/16 22:00	17.33
6/24/16 22:10	17.58
6/24/16 22:20	17.79
6/24/16 22:30	17.99
6/24/16 22:40	18.14
6/24/16 22:50	18.28
6/24/16 23:00	18.38
6/24/16 23:10	18.46
6/24/16 23:20	18.55
6/24/16 23:30	18.62
6/24/16 23:40	18.68
6/24/16 23:50	18.73
6/25/16 0:00	18.77
6/25/16 0:10	18.81
6/25/16 0:20	18.85
6/25/16 0:30	18.88
6/25/16 0:40	18.91
6/25/16 0:50	18.92
6/25/16 1:00	18.93
6/25/16 1:10	18.94
6/25/16 1:20	18.95
6/25/16 1:30	18.94
6/25/16 1:40	18.94
6/25/16 1:50	18.95
6/25/16 2:00	18.92
6/25/16 2:10	18.91
6/25/16 2:20	18.89
6/25/16 2:30	18.88
6/25/16 2:40	18.87
6/25/16 2:50	18.86
6/25/16 3:00	18.85
6/25/16 3:10	18.83
6/25/16 3:20	18.83
6/25/16 3:30	18.81
6/25/16 3:40	18.80

Key: Temp > 25°C

Date	Temp (°C)
6/25/16 3:50	18.79
6/25/16 4:00	18.79
6/25/16 4:10	18.78
6/25/16 4:20	18.78
6/25/16 4:30	18.78
6/25/16 4:40	18.79
6/25/16 4:50	18.79
6/25/16 5:00	18.80
6/25/16 5:10	18.83
6/25/16 5:20	18.83
6/25/16 5:30	18.86
6/25/16 5:40	18.88
6/25/16 5:50	18.90
6/25/16 6:00	18.92
6/25/16 6:10	18.94
6/25/16 6:20	18.96
6/25/16 6:30	18.99
6/25/16 6:40	19.02
6/25/16 6:50	19.03
6/25/16 7:00	19.06
6/25/16 7:10	19.09
6/25/16 7:20	19.11
6/25/16 7:30	19.14
6/25/16 7:40	19.17
6/25/16 7:50	19.20
6/25/16 8:00	19.22
6/25/16 8:10	19.24
6/25/16 8:20	19.26
6/25/16 8:30	19.28
6/25/16 8:40	19.31
6/25/16 8:50	19.37
6/25/16 9:00	19.43
6/25/16 9:10	19.50
6/25/16 9:20	19.55
6/25/16 9:30	19.59
6/25/16 9:40	19.62
6/25/16 9:50	19.69
6/25/16 10:00	19.77
6/25/16 10:10	19.82
6/25/16 10:20	19.88

Date	Temp (°C)
6/25/16 10:30	19.94
6/25/16 10:40	19.99
6/25/16 10:50	20.13
6/25/16 11:00	20.12
6/25/16 11:10	20.10
6/25/16 11:20	20.16
6/25/16 11:30	20.21
6/25/16 11:40	20.29
6/25/16 11:50	20.27
6/25/16 12:00	20.27
6/25/16 12:10	20.32
6/25/16 12:20	20.43
6/25/16 12:30	20.48
6/25/16 12:40	20.64
6/25/16 12:50	20.61
6/25/16 13:00	20.41
6/25/16 13:10	20.02
6/25/16 13:20	18.23
6/25/16 13:30	17.83
6/25/16 13:40	17.93
6/25/16 13:50	17.93
6/25/16 14:00	17.99
6/25/16 14:10	17.98
6/25/16 14:20	18.07
6/25/16 14:30	18.16
6/25/16 14:40	18.19
6/25/16 14:50	18.25
6/25/16 15:00	18.27
6/25/16 15:10	18.28
6/25/16 15:20	18.41
6/25/16 15:30	18.54
6/25/16 15:40	18.75
6/25/16 15:50	18.90
6/25/16 16:00	19.07
6/25/16 16:10	19.22
6/25/16 16:20	19.42
6/25/16 16:30	19.59
6/25/16 16:40	19.72
6/25/16 16:50	19.91
6/25/16 17:00	20.08

Date	Temp (°C)
6/25/16 17:10	20.28
6/25/16 17:20	20.49
6/25/16 17:30	20.80
6/25/16 17:40	21.16
6/25/16 17:50	21.47
6/25/16 18:00	21.69
6/25/16 18:10	21.84
6/25/16 18:20	21.91
6/25/16 18:30	21.96
6/25/16 18:40	22.00
6/25/16 18:50	22.00
6/25/16 19:00	21.97
6/25/16 19:10	21.94
6/25/16 19:20	21.87
6/25/16 19:30	21.75
6/25/16 19:40	21.65
6/25/16 19:50	21.55
6/25/16 20:00	21.45
6/25/16 20:10	21.35
6/25/16 20:20	21.24
6/25/16 20:30	21.14
6/25/16 20:40	21.04
6/25/16 20:50	20.94
6/25/16 21:00	20.85
6/25/16 21:10	20.75
6/25/16 21:20	20.67
6/25/16 21:30	20.58
6/25/16 21:40	20.50
6/25/16 21:50	20.42
6/25/16 22:00	20.35
6/25/16 22:10	20.27
6/25/16 22:20	20.20
6/25/16 22:30	20.14
6/25/16 22:40	20.07
6/25/16 22:50	20.01
6/25/16 23:00	19.96
6/25/16 23:10	19.89
6/25/16 23:20	19.84
6/25/16 23:30	19.79
6/25/16 23:40	19.75

Key: Temp > 25°C

Date	Temp (°C)
6/25/16 23:50	19.70
6/26/16 0:00	19.65
6/26/16 0:10	19.61
6/26/16 0:20	19.56
6/26/16 0:30	19.53
6/26/16 0:40	19.50
6/26/16 0:50	19.46
6/26/16 1:00	19.42
6/26/16 1:10	19.40
6/26/16 1:20	19.36
6/26/16 1:30	19.32
6/26/16 1:40	19.29
6/26/16 1:50	19.26
6/26/16 2:00	19.21
6/26/16 2:10	19.18
6/26/16 2:20	19.14
6/26/16 2:30	19.10
6/26/16 2:40	19.07
6/26/16 2:50	19.04
6/26/16 3:00	19.00
6/26/16 3:10	18.96
6/26/16 3:20	18.92
6/26/16 3:30	18.89
6/26/16 3:40	18.84
6/26/16 3:50	18.81
6/26/16 4:00	18.78
6/26/16 4:10	18.73
6/26/16 4:20	18.70
6/26/16 4:30	18.66
6/26/16 4:40	18.63
6/26/16 4:50	18.59
6/26/16 5:00	18.55
6/26/16 5:10	18.51
6/26/16 5:20	18.48
6/26/16 5:30	18.44
6/26/16 5:40	18.41
6/26/16 5:50	18.38
6/26/16 6:00	18.34
6/26/16 6:10	18.32
6/26/16 6:20	18.28

Date	Temp (°C)
6/26/16 6:30	18.25
6/26/16 6:40	18.23
6/26/16 6:50	18.19
6/26/16 7:00	18.17
6/26/16 7:10	18.15
6/26/16 7:20	18.13
6/26/16 7:30	18.11
6/26/16 7:40	18.11
6/26/16 7:50	18.10
6/26/16 8:00	18.11
6/26/16 8:10	18.10
6/26/16 8:20	18.12
6/26/16 8:30	18.15
6/26/16 8:40	18.18
6/26/16 8:50	18.23
6/26/16 9:00	18.30
6/26/16 9:10	18.35
6/26/16 9:20	18.38
6/26/16 9:30	18.43
6/26/16 9:40	18.52
6/26/16 9:50	18.64
6/26/16 10:00	18.76
6/26/16 10:10	18.87
6/26/16 10:20	19.03
6/26/16 10:30	19.13
6/26/16 10:40	19.19
6/26/16 10:50	19.27
6/26/16 11:00	19.31
6/26/16 11:10	19.46
6/26/16 11:20	19.62
6/26/16 11:30	19.69
6/26/16 11:40	19.80
6/26/16 11:50	19.96
6/26/16 12:00	19.98
6/26/16 12:10	20.13
6/26/16 12:20	20.38
6/26/16 12:30	20.56
6/26/16 12:40	20.74
6/26/16 12:50	20.87
6/26/16 13:00	21.06

Date	Temp (°C)
6/26/16 13:10	21.20
6/26/16 13:20	21.25
6/26/16 13:30	21.32
6/26/16 13:40	21.40
6/26/16 13:50	21.59
6/26/16 14:00	21.88
6/26/16 14:10	21.87
6/26/16 14:20	21.98
6/26/16 14:30	22.05
6/26/16 14:40	22.33
6/26/16 14:50	22.51
6/26/16 15:00	22.73
6/26/16 15:10	22.84
6/26/16 15:20	23.03
6/26/16 15:30	23.24
6/26/16 15:40	23.47
6/26/16 15:50	23.66
6/26/16 16:00	23.89
6/26/16 16:10	24.09
6/26/16 16:20	24.27
6/26/16 16:30	24.40
6/26/16 16:40	24.47
6/26/16 16:50	24.47
6/26/16 17:00	24.51
6/26/16 17:10	24.55
6/26/16 17:20	24.58
6/26/16 17:30	24.60
6/26/16 17:40	24.59
6/26/16 17:50	24.60
6/26/16 18:00	24.60
6/26/16 18:10	24.56
6/26/16 18:20	24.54
6/26/16 18:30	24.47
6/26/16 18:40	24.39
6/26/16 18:50	24.22
6/26/16 19:00	24.11
6/26/16 19:10	23.96
6/26/16 19:20	23.79
6/26/16 19:30	23.57
6/26/16 19:40	23.39

Key: Temp > 25°C

Date	Temp (°C)
6/26/16 19:50	23.20
6/26/16 20:00	23.03
6/26/16 20:10	22.84
6/26/16 20:20	22.66
6/26/16 20:30	22.48
6/26/16 20:40	22.32
6/26/16 20:50	22.18
6/26/16 21:00	22.05
6/26/16 21:10	21.94
6/26/16 21:20	21.84
6/26/16 21:30	21.74
6/26/16 21:40	21.65
6/26/16 21:50	21.56
6/26/16 22:00	21.48
6/26/16 22:10	21.39
6/26/16 22:20	21.31
6/26/16 22:30	21.23
6/26/16 22:40	21.16
6/26/16 22:50	21.08
6/26/16 23:00	21.02
6/26/16 23:10	20.94
6/26/16 23:20	20.87
6/26/16 23:30	20.81
6/26/16 23:40	20.75
6/26/16 23:50	20.69
6/27/16 0:00	20.62
6/27/16 0:10	20.56
6/27/16 0:20	20.52
6/27/16 0:30	20.46
6/27/16 0:40	20.41
6/27/16 0:50	20.36
6/27/16 1:00	20.31
6/27/16 1:10	20.26
6/27/16 1:20	20.21
6/27/16 1:30	20.17
6/27/16 1:40	20.12
6/27/16 1:50	20.08
6/27/16 2:00	20.03
6/27/16 2:10	19.99
6/27/16 2:20	19.95

Date	Temp (°C)
6/27/16 2:30	19.92
6/27/16 2:40	19.87
6/27/16 2:50	19.83
6/27/16 3:00	19.78
6/27/16 3:10	19.75
6/27/16 3:20	19.71
6/27/16 3:30	19.68
6/27/16 3:40	19.63
6/27/16 3:50	19.60
6/27/16 4:00	19.56
6/27/16 4:10	19.52
6/27/16 4:20	19.49
6/27/16 4:30	19.46
6/27/16 4:40	19.42
6/27/16 4:50	19.38
6/27/16 5:00	19.35
6/27/16 5:10	19.30
6/27/16 5:20	19.28
6/27/16 5:30	19.24
6/27/16 5:40	19.22
6/27/16 5:50	19.19
6/27/16 6:00	19.16
6/27/16 6:10	19.13
6/27/16 6:20	19.12
6/27/16 6:30	19.10
6/27/16 6:40	19.08
6/27/16 6:50	19.07
6/27/16 7:00	19.05
6/27/16 7:10	19.03
6/27/16 7:20	19.03
6/27/16 7:30	19.02
6/27/16 7:40	19.01
6/27/16 7:50	19.04
6/27/16 8:00	19.06
6/27/16 8:10	19.06
6/27/16 8:20	19.06
6/27/16 8:30	19.13
6/27/16 8:40	19.19
6/27/16 8:50	19.24
6/27/16 9:00	19.25

Date	Temp (°C)
6/27/16 9:10	19.30
6/27/16 9:20	19.33
6/27/16 9:30	19.39
6/27/16 9:40	19.43
6/27/16 9:50	19.49
6/27/16 10:00	19.61
6/27/16 10:10	19.68
6/27/16 10:20	19.75
6/27/16 10:30	19.84
6/27/16 10:40	20.00
6/27/16 10:50	20.20
6/27/16 11:00	20.30
6/27/16 11:10	20.37
6/27/16 11:20	20.46
6/27/16 11:30	20.56
6/27/16 11:40	20.65
6/27/16 11:50	20.70
6/27/16 12:00	20.71
6/27/16 12:10	20.75
6/27/16 12:20	20.82
6/27/16 12:30	20.87
6/27/16 12:40	20.82
6/27/16 12:50	20.96
6/27/16 13:00	20.90
6/27/16 13:10	20.70
6/27/16 13:20	19.16
6/27/16 13:30	17.84
6/27/16 13:40	17.68
6/27/16 13:50	17.49
6/27/16 14:00	17.35
6/27/16 14:10	17.29
6/27/16 14:20	17.26
6/27/16 14:30	17.24
6/27/16 14:40	17.24
6/27/16 14:50	17.35
6/27/16 15:00	17.37
6/27/16 15:10	17.50
6/27/16 15:20	17.61
6/27/16 15:30	17.72
6/27/16 15:40	17.73

Key: Temp > 25°C

Date	Temp (°C)
6/27/16 15:50	17.84
6/27/16 16:00	18.00
6/27/16 16:10	18.07
6/27/16 16:20	18.20
6/27/16 16:30	18.57
6/27/16 16:40	18.63
6/27/16 16:50	19.01
6/27/16 17:00	19.29
6/27/16 17:10	19.33
6/27/16 17:20	19.59
6/27/16 17:30	19.72
6/27/16 17:40	19.96
6/27/16 17:50	20.16
6/27/16 18:00	20.34
6/27/16 18:10	20.45
6/27/16 18:20	20.53
6/27/16 18:30	20.74
6/27/16 18:40	20.86
6/27/16 18:50	20.88
6/27/16 19:00	20.86
6/27/16 19:10	20.95
6/27/16 19:20	21.07
6/27/16 19:30	21.20
6/27/16 19:40	21.31
6/27/16 19:50	21.40
6/27/16 20:00	21.48
6/27/16 20:10	21.53
6/27/16 20:20	21.58
6/27/16 20:30	21.61
6/27/16 20:40	21.63
6/27/16 20:50	21.65
6/27/16 21:00	21.65
6/27/16 21:10	21.65
6/27/16 21:20	21.64
6/27/16 21:30	21.63
6/27/16 21:40	21.61
6/27/16 21:50	21.58
6/27/16 22:00	21.54
6/27/16 22:10	21.50
6/27/16 22:20	21.44

Date	Temp (°C)
6/27/16 22:30	21.39
6/27/16 22:40	21.34
6/27/16 22:50	21.27
6/27/16 23:00	21.21
6/27/16 23:10	21.15
6/27/16 23:20	21.09
6/27/16 23:30	21.03
6/27/16 23:40	20.97
6/27/16 23:50	20.91
6/28/16 0:00	20.85
6/28/16 0:10	20.78
6/28/16 0:20	20.72
6/28/16 0:30	20.66
6/28/16 0:40	20.61
6/28/16 0:50	20.55
6/28/16 1:00	20.49
6/28/16 1:10	20.45
6/28/16 1:20	20.39
6/28/16 1:30	20.35
6/28/16 1:40	20.30
6/28/16 1:50	20.27
6/28/16 2:00	20.22
6/28/16 2:10	20.18
6/28/16 2:20	20.14
6/28/16 2:30	20.10
6/28/16 2:40	20.06
6/28/16 2:50	20.02
6/28/16 3:00	19.99
6/28/16 3:10	19.95
6/28/16 3:20	19.92
6/28/16 3:30	19.87
6/28/16 3:40	19.84
6/28/16 3:50	19.79
6/28/16 4:00	19.76
6/28/16 4:10	19.72
6/28/16 4:20	19.69
6/28/16 4:30	19.66
6/28/16 4:40	19.60
6/28/16 4:50	19.56
6/28/16 5:00	19.53

Date	Temp (°C)
6/28/16 5:10	19.50
6/28/16 5:20	19.47
6/28/16 5:30	19.42
6/28/16 5:40	19.39
6/28/16 5:50	19.36
6/28/16 6:00	19.33
6/28/16 6:10	19.30
6/28/16 6:20	19.27
6/28/16 6:30	19.25
6/28/16 6:40	19.23
6/28/16 6:50	19.20
6/28/16 7:00	19.17
6/28/16 7:10	19.15
6/28/16 7:20	19.13
6/28/16 7:30	19.12
6/28/16 7:40	19.11
6/28/16 7:50	19.09
6/28/16 8:00	19.10
6/28/16 8:10	19.12
6/28/16 8:20	19.16
6/28/16 8:30	19.20
6/28/16 8:40	19.24
6/28/16 8:50	19.32
6/28/16 9:00	19.47
6/28/16 9:10	19.53
6/28/16 9:20	19.54
6/28/16 9:30	19.60
6/28/16 9:40	19.64
6/28/16 9:50	19.64
6/28/16 10:00	19.77
6/28/16 10:10	19.87
6/28/16 10:20	20.02
6/28/16 10:30	20.13
6/28/16 10:40	20.27
6/28/16 10:50	20.36
6/28/16 11:00	20.48
6/28/16 11:10	20.66
6/28/16 11:20	20.80
6/28/16 11:30	21.04
6/28/16 11:40	21.18

Key: Temp > 25°C

Date	Temp (°C)
6/28/16 11:50	21.42
6/28/16 12:00	21.64
6/28/16 12:10	21.88
6/28/16 12:20	22.05
6/28/16 12:30	22.30
6/28/16 12:40	22.46
6/28/16 12:50	22.77
6/28/16 13:00	22.82
6/28/16 13:10	22.97
6/28/16 13:20	23.24
6/28/16 13:30	23.48
6/28/16 13:40	23.61
6/28/16 13:50	23.90
6/28/16 14:00	23.84
6/28/16 14:10	24.13
6/28/16 14:20	24.38
6/28/16 14:30	24.02
6/28/16 14:40	23.24
6/28/16 14:50	20.97
6/28/16 15:00	19.75
6/28/16 15:10	19.25
6/28/16 15:20	18.97
6/28/16 15:30	18.74
6/28/16 15:40	18.63
6/28/16 15:50	18.52
6/28/16 16:00	18.56
6/28/16 16:10	18.72
6/28/16 16:20	18.76
6/28/16 16:30	18.80
6/28/16 16:40	18.83
6/28/16 16:50	19.03
6/28/16 17:00	19.14
6/28/16 17:10	19.37
6/28/16 17:20	19.72
6/28/16 17:30	20.11
6/28/16 17:40	20.07
6/28/16 17:50	20.32
6/28/16 18:00	20.40
6/28/16 18:10	20.41
6/28/16 18:20	20.36

Date	Temp (°C)
6/28/16 18:30	20.52
6/28/16 18:40	20.46
6/28/16 18:50	20.35
6/28/16 19:00	20.47
6/28/16 19:10	20.38
6/28/16 19:20	20.42
6/28/16 19:30	20.27
6/28/16 19:40	20.24
6/28/16 19:50	20.24
6/28/16 20:00	20.28
6/28/16 20:10	20.36
6/28/16 20:20	20.49
6/28/16 20:30	20.55
6/28/16 20:40	20.69
6/28/16 20:50	20.73
6/28/16 21:00	20.81
6/28/16 21:10	20.85
6/28/16 21:20	20.92
6/28/16 21:30	20.94
6/28/16 21:40	21.00
6/28/16 21:50	20.96
6/28/16 22:00	20.98
6/28/16 22:10	20.98
6/28/16 22:20	20.95
6/28/16 22:30	20.91
6/28/16 22:40	20.90
6/28/16 22:50	20.86
6/28/16 23:00	20.83
6/28/16 23:10	20.83
6/28/16 23:20	20.78
6/28/16 23:30	20.72
6/28/16 23:40	20.67
6/28/16 23:50	20.62
6/29/16 0:00	20.57
6/29/16 0:10	20.51
6/29/16 0:20	20.48
6/29/16 0:30	20.42
6/29/16 0:40	20.36
6/29/16 0:50	20.31
6/29/16 1:00	20.27

Date	Temp (°C)
6/29/16 1:10	20.21
6/29/16 1:20	20.16
6/29/16 1:30	20.11
6/29/16 1:40	20.05
6/29/16 1:50	19.98
6/29/16 2:00	19.92
6/29/16 2:10	19.87
6/29/16 2:20	19.83
6/29/16 2:30	19.76
6/29/16 2:40	19.71
6/29/16 2:50	19.62
6/29/16 3:00	19.60
6/29/16 3:10	19.54
6/29/16 3:20	19.48
6/29/16 3:30	19.43
6/29/16 3:40	19.39
6/29/16 3:50	19.33
6/29/16 4:00	19.29
6/29/16 4:10	19.24
6/29/16 4:20	19.20
6/29/16 4:30	19.15
6/29/16 4:40	19.09
6/29/16 4:50	19.03
6/29/16 5:00	19.00
6/29/16 5:10	18.95
6/29/16 5:20	18.91
6/29/16 5:30	18.88
6/29/16 5:40	18.82
6/29/16 5:50	18.81
6/29/16 6:00	18.79
6/29/16 6:10	18.74
6/29/16 6:20	18.71
6/29/16 6:30	18.70
6/29/16 6:40	18.68
6/29/16 6:50	18.65
6/29/16 7:00	18.65
6/29/16 7:10	18.64
6/29/16 7:20	18.61
6/29/16 7:30	18.61
6/29/16 7:40	18.62

Key: Temp > 25°C

Date	Temp (°C)
6/29/16 7:50	18.61
6/29/16 8:00	18.56
6/29/16 8:10	18.55
6/29/16 8:20	18.53
6/29/16 8:30	18.56
6/29/16 8:40	18.55
6/29/16 8:50	18.58
6/29/16 9:00	18.66
6/29/16 9:10	18.71
6/29/16 9:20	18.80
6/29/16 9:30	18.92
6/29/16 9:40	18.98
6/29/16 9:50	19.06
6/29/16 10:00	19.13
6/29/16 10:10	19.27
6/29/16 10:20	19.35
6/29/16 10:30	19.40
6/29/16 10:40	19.54
6/29/16 10:50	19.66
6/29/16 11:00	19.84
6/29/16 11:10	19.95
6/29/16 11:20	20.04
6/29/16 11:30	20.21
6/29/16 11:40	20.30
6/29/16 11:50	20.51
6/29/16 12:00	20.58
6/29/16 12:10	20.78
6/29/16 12:20	20.89
6/29/16 12:30	21.06
6/29/16 12:40	21.20
6/29/16 12:50	21.27
6/29/16 13:00	21.29
6/29/16 13:10	21.53
6/29/16 13:20	21.52
6/29/16 13:30	21.62
6/29/16 13:40	21.67
6/29/16 13:50	21.73
6/29/16 14:00	21.80
6/29/16 14:10	21.86
6/29/16 14:20	22.25

Date	Temp (°C)
6/29/16 14:30	22.52
6/29/16 14:40	22.84
6/29/16 14:50	22.76
6/29/16 15:00	22.75
6/29/16 15:10	22.78
6/29/16 15:20	22.86
6/29/16 15:30	23.03
6/29/16 15:40	22.98
6/29/16 15:50	23.10
6/29/16 16:00	23.13
6/29/16 16:10	23.07
6/29/16 16:20	23.06
6/29/16 16:30	23.33
6/29/16 16:40	23.37
6/29/16 16:50	23.50
6/29/16 17:00	23.55
6/29/16 17:10	23.59
6/29/16 17:20	23.29
6/29/16 17:30	23.51
6/29/16 17:40	23.53
6/29/16 17:50	23.59
6/29/16 18:00	23.60
6/29/16 18:10	23.64
6/29/16 18:20	23.46
6/29/16 18:30	23.32
6/29/16 18:40	23.27
6/29/16 18:50	23.19
6/29/16 19:00	23.14
6/29/16 19:10	23.01
6/29/16 19:20	22.89
6/29/16 19:30	22.66
6/29/16 19:40	22.48
6/29/16 19:50	22.31
6/29/16 20:00	22.16
6/29/16 20:10	22.00
6/29/16 20:20	21.83
6/29/16 20:30	21.68
6/29/16 20:40	21.55
6/29/16 20:50	21.42
6/29/16 21:00	21.30

Date	Temp (°C)
6/29/16 21:10	21.16
6/29/16 21:20	21.02
6/29/16 21:30	20.90
6/29/16 21:40	20.78
6/29/16 21:50	20.67
6/29/16 22:00	20.55
6/29/16 22:10	20.44
6/29/16 22:20	20.33
6/29/16 22:30	20.21
6/29/16 22:40	20.11
6/29/16 22:50	20.01
6/29/16 23:00	19.90
6/29/16 23:10	19.79
6/29/16 23:20	19.69
6/29/16 23:30	19.59
6/29/16 23:40	19.48
6/29/16 23:50	19.39
6/30/16 0:00	19.28
6/30/16 0:10	19.19
6/30/16 0:20	19.08
6/30/16 0:30	18.99
6/30/16 0:40	18.90
6/30/16 0:50	18.78
6/30/16 1:00	18.72
6/30/16 1:10	18.62
6/30/16 1:20	18.53
6/30/16 1:30	18.45
6/30/16 1:40	18.37
6/30/16 1:50	18.28
6/30/16 2:00	18.21
6/30/16 2:10	18.13
6/30/16 2:20	18.04
6/30/16 2:30	17.98
6/30/16 2:40	17.91
6/30/16 2:50	17.84
6/30/16 3:00	17.77
6/30/16 3:10	17.70
6/30/16 3:20	17.63
6/30/16 3:30	17.57
6/30/16 3:40	17.50

Key: Temp > 25°C

Date	Temp (°C)
6/30/16 3:50	17.45
6/30/16 4:00	17.38
6/30/16 4:10	17.33
6/30/16 4:20	17.27
6/30/16 4:30	17.22
6/30/16 4:40	17.15
6/30/16 4:50	17.11
6/30/16 5:00	17.06
6/30/16 5:10	17.00
6/30/16 5:20	16.94
6/30/16 5:30	16.90
6/30/16 5:40	16.85
6/30/16 5:50	16.80
6/30/16 6:00	16.74
6/30/16 6:10	16.72
6/30/16 6:20	16.68
6/30/16 6:30	16.65
6/30/16 6:40	16.62
6/30/16 6:50	16.58
6/30/16 7:00	16.56
6/30/16 7:10	16.55
6/30/16 7:20	16.56
6/30/16 7:30	16.56
6/30/16 7:40	16.53
6/30/16 7:50	16.51
6/30/16 8:00	16.47
6/30/16 8:10	16.43
6/30/16 8:20	16.45
6/30/16 8:30	16.46
6/30/16 8:40	16.51
6/30/16 8:50	16.55
6/30/16 9:00	16.63
6/30/16 9:10	16.73
6/30/16 9:20	16.88
6/30/16 9:30	17.00
6/30/16 9:40	17.14
6/30/16 9:50	17.27
6/30/16 10:00	17.42
6/30/16 10:10	17.55
6/30/16 10:20	17.66

Date	Temp (°C)
6/30/16 10:30	17.81
6/30/16 10:40	18.00
6/30/16 10:50	18.14
6/30/16 11:00	18.34
6/30/16 11:10	18.49
6/30/16 11:20	18.70
6/30/16 11:30	18.89
6/30/16 11:40	19.16
6/30/16 11:50	19.42
6/30/16 12:00	19.67
6/30/16 12:10	19.95
6/30/16 12:20	20.20
6/30/16 12:30	20.40
6/30/16 12:40	20.69
6/30/16 12:50	20.95
6/30/16 13:00	21.06
6/30/16 13:10	21.18
6/30/16 13:20	21.26
6/30/16 13:30	21.58
6/30/16 13:40	21.70
6/30/16 13:50	21.99
6/30/16 14:00	22.20
6/30/16 14:10	22.65
6/30/16 14:20	22.97
6/30/16 14:30	23.27
6/30/16 14:40	23.49
6/30/16 14:50	23.75
6/30/16 15:00	23.98
6/30/16 15:10	24.21
6/30/16 15:20	24.50
6/30/16 15:30	24.70
6/30/16 15:40	25.00
6/30/16 15:50	25.23
6/30/16 16:00	25.42
6/30/16 16:10	25.60
6/30/16 16:20	25.81
6/30/16 16:30	25.88
6/30/16 16:40	26.07
6/30/16 16:50	25.99
6/30/16 17:00	26.04

Date	Temp (°C)
6/30/16 17:10	25.78
6/30/16 17:20	25.04
6/30/16 17:30	23.70
6/30/16 17:40	21.67
6/30/16 17:50	20.83
6/30/16 18:00	20.41
6/30/16 18:10	20.10
6/30/16 18:20	19.89
6/30/16 18:30	19.76
6/30/16 18:40	19.60
6/30/16 18:50	19.53
6/30/16 19:00	19.51
6/30/16 19:10	19.55
6/30/16 19:20	19.36
6/30/16 19:30	19.27
6/30/16 19:40	19.20
6/30/16 19:50	19.13
6/30/16 20:00	19.08
6/30/16 20:10	19.02
6/30/16 20:20	18.97
6/30/16 20:30	18.91
6/30/16 20:40	18.84
6/30/16 20:50	18.77
6/30/16 21:00	18.72
6/30/16 21:10	18.65
6/30/16 21:20	18.59
6/30/16 21:30	18.54
6/30/16 21:40	18.49
6/30/16 21:50	18.44
6/30/16 22:00	18.40
6/30/16 22:10	18.37
6/30/16 22:20	18.36
6/30/16 22:30	18.37
6/30/16 22:40	18.40
6/30/16 22:50	18.43
6/30/16 23:00	18.47
6/30/16 23:10	18.52
6/30/16 23:20	18.57
6/30/16 23:30	18.62
6/30/16 23:40	18.66

Key: Temp > 25°C

Date	Temp (°C)
6/30/16 23:50	18.69
7/1/16 0:00	18.73
7/1/16 0:10	18.76
7/1/16 0:20	18.78
7/1/16 0:30	18.79
7/1/16 0:40	18.80
7/1/16 0:50	18.80
7/1/16 1:00	18.80
7/1/16 1:10	18.80
7/1/16 1:20	18.77
7/1/16 1:30	18.77
7/1/16 1:40	18.75
7/1/16 1:50	18.72
7/1/16 2:00	18.71
7/1/16 2:10	18.68
7/1/16 2:20	18.65
7/1/16 2:30	18.63
7/1/16 2:40	18.60
7/1/16 2:50	18.57
7/1/16 3:00	18.53
7/1/16 3:10	18.50
7/1/16 3:20	18.47
7/1/16 3:30	18.43
7/1/16 3:40	18.40
7/1/16 3:50	18.38
7/1/16 4:00	18.34
7/1/16 4:10	18.31
7/1/16 4:20	18.27
7/1/16 4:30	18.24
7/1/16 4:40	18.21
7/1/16 4:50	18.18
7/1/16 5:00	18.16
7/1/16 5:10	18.14
7/1/16 5:20	18.11
7/1/16 5:30	18.09
7/1/16 5:40	18.06
7/1/16 5:50	18.03
7/1/16 6:00	17.99
7/1/16 6:10	17.98
7/1/16 6:20	17.95

Date	Temp (°C)
7/1/16 6:30	17.92
7/1/16 6:40	17.90
7/1/16 6:50	17.88
7/1/16 7:00	17.87
7/1/16 7:10	17.87
7/1/16 7:20	17.87
7/1/16 7:30	17.86
7/1/16 7:40	17.85
7/1/16 7:50	17.87
7/1/16 8:00	17.88
7/1/16 8:10	17.91
7/1/16 8:20	17.93
7/1/16 8:30	17.98
7/1/16 8:40	18.05
7/1/16 8:50	18.09
7/1/16 9:00	18.16
7/1/16 9:10	18.22
7/1/16 9:20	18.29
7/1/16 9:30	18.38
7/1/16 9:40	18.45
7/1/16 9:50	18.51
7/1/16 10:00	18.55
7/1/16 10:10	18.59
7/1/16 10:20	18.66
7/1/16 10:30	18.82
7/1/16 10:40	19.03
7/1/16 10:50	19.19
7/1/16 11:00	19.27
7/1/16 11:10	19.35
7/1/16 11:20	19.41
7/1/16 11:30	19.51
7/1/16 11:40	19.81
7/1/16 11:50	19.86
7/1/16 12:00	19.93
7/1/16 12:10	20.01
7/1/16 12:20	20.03
7/1/16 12:30	20.13
7/1/16 12:40	20.25
7/1/16 12:50	20.16
7/1/16 13:00	20.35

Date	Temp (°C)
7/1/16 13:10	20.29
7/1/16 13:20	19.82
7/1/16 13:30	18.13
7/1/16 13:40	17.82
7/1/16 13:50	17.87
7/1/16 14:00	17.85
7/1/16 14:10	17.87
7/1/16 14:20	17.91
7/1/16 14:30	17.99
7/1/16 14:40	18.01
7/1/16 14:50	18.04
7/1/16 15:00	18.03
7/1/16 15:10	18.02
7/1/16 15:20	18.08
7/1/16 15:30	18.10
7/1/16 15:40	18.13
7/1/16 15:50	18.18
7/1/16 16:00	18.32
7/1/16 16:10	18.36
7/1/16 16:20	18.65
7/1/16 16:30	18.89
7/1/16 16:40	19.10
7/1/16 16:50	19.32
7/1/16 17:00	19.28
7/1/16 17:10	19.27
7/1/16 17:20	19.36
7/1/16 17:30	19.53
7/1/16 17:40	19.74
7/1/16 17:50	19.76
7/1/16 18:00	19.77
7/1/16 18:10	19.82
7/1/16 18:20	19.80
7/1/16 18:30	19.97
7/1/16 18:40	20.08
7/1/16 18:50	20.13
7/1/16 19:00	20.16
7/1/16 19:10	20.22
7/1/16 19:20	20.20
7/1/16 19:30	20.12
7/1/16 19:40	20.07

Key: Temp > 25°C

Date	Temp (°C)
7/1/16 19:50	20.05
7/1/16 20:00	20.02
7/1/16 20:10	19.98
7/1/16 20:20	19.94
7/1/16 20:30	19.89
7/1/16 20:40	19.84
7/1/16 20:50	19.79
7/1/16 21:00	19.75
7/1/16 21:10	19.72
7/1/16 21:20	19.70
7/1/16 21:30	19.67
7/1/16 21:40	19.67
7/1/16 21:50	19.68
7/1/16 22:00	19.68
7/1/16 22:10	19.68
7/1/16 22:20	19.68
7/1/16 22:30	19.69
7/1/16 22:40	19.69
7/1/16 22:50	19.68
7/1/16 23:00	19.67
7/1/16 23:10	19.66
7/1/16 23:20	19.66
7/1/16 23:30	19.65
7/1/16 23:40	19.64
7/1/16 23:50	19.63
7/2/16 0:00	19.61
7/2/16 0:10	19.60
7/2/16 0:20	19.58
7/2/16 0:30	19.55
7/2/16 0:40	19.52
7/2/16 0:50	19.49
7/2/16 1:00	19.46
7/2/16 1:10	19.41
7/2/16 1:20	19.37
7/2/16 1:30	19.33
7/2/16 1:40	19.28
7/2/16 1:50	19.23
7/2/16 2:00	19.17
7/2/16 2:10	19.12
7/2/16 2:20	19.06

Date	Temp (°C)
7/2/16 2:30	19.00
7/2/16 2:40	18.95
7/2/16 2:50	18.90
7/2/16 3:00	18.84
7/2/16 3:10	18.78
7/2/16 3:20	18.73
7/2/16 3:30	18.68
7/2/16 3:40	18.63
7/2/16 3:50	18.59
7/2/16 4:00	18.53
7/2/16 4:10	18.50
7/2/16 4:20	18.47
7/2/16 4:30	18.43
7/2/16 4:40	18.39
7/2/16 4:50	18.35
7/2/16 5:00	18.29
7/2/16 5:10	18.25
7/2/16 5:20	18.21
7/2/16 5:30	18.16
7/2/16 5:40	18.10
7/2/16 5:50	18.05
7/2/16 6:00	18.01
7/2/16 6:10	17.97
7/2/16 6:20	17.92
7/2/16 6:30	17.87
7/2/16 6:40	17.82
7/2/16 6:50	17.78
7/2/16 7:00	17.75
7/2/16 7:10	17.72
7/2/16 7:20	17.68
7/2/16 7:30	17.66
7/2/16 7:40	17.64
7/2/16 7:50	17.61
7/2/16 8:00	17.59
7/2/16 8:10	17.58
7/2/16 8:20	17.60
7/2/16 8:30	17.61
7/2/16 8:40	17.63
7/2/16 8:50	17.68
7/2/16 9:00	17.75

Date	Temp (°C)
7/2/16 9:10	17.85
7/2/16 9:20	17.93
7/2/16 9:30	18.05
7/2/16 9:40	18.15
7/2/16 9:50	18.27
7/2/16 10:00	18.40
7/2/16 10:10	18.53
7/2/16 10:20	18.68
7/2/16 10:30	18.83
7/2/16 10:40	18.97
7/2/16 10:50	19.06
7/2/16 11:00	19.14
7/2/16 11:10	19.23
7/2/16 11:20	19.34
7/2/16 11:30	19.47
7/2/16 11:40	19.58
7/2/16 11:50	19.64
7/2/16 12:00	19.69
7/2/16 12:10	19.90
7/2/16 12:20	20.14
7/2/16 12:30	20.32
7/2/16 12:40	20.52
7/2/16 12:50	20.33
7/2/16 13:00	20.62
7/2/16 13:10	20.57
7/2/16 13:20	20.15
7/2/16 13:30	18.66
7/2/16 13:40	18.31
7/2/16 13:50	18.25
7/2/16 14:00	18.19
7/2/16 14:10	18.20
7/2/16 14:20	18.21
7/2/16 14:30	18.16
7/2/16 14:40	18.08
7/2/16 14:50	18.00
7/2/16 15:00	17.95
7/2/16 15:10	17.85
7/2/16 15:20	17.78
7/2/16 15:30	17.72
7/2/16 15:40	17.73

Key: Temp > 25°C

Date	Temp (°C)
7/2/16 15:50	17.75
7/2/16 16:00	17.94
7/2/16 16:10	18.02
7/2/16 16:20	18.14
7/2/16 16:30	18.37
7/2/16 16:40	18.30
7/2/16 16:50	18.44
7/2/16 17:00	18.48
7/2/16 17:10	18.52
7/2/16 17:20	18.57
7/2/16 17:30	18.68
7/2/16 17:40	18.76
7/2/16 17:50	18.79
7/2/16 18:00	18.82
7/2/16 18:10	18.88
7/2/16 18:20	18.89
7/2/16 18:30	19.07
7/2/16 18:40	19.05
7/2/16 18:50	19.01
7/2/16 19:00	19.00
7/2/16 19:10	18.98
7/2/16 19:20	18.95
7/2/16 19:30	18.95
7/2/16 19:40	18.95
7/2/16 19:50	18.93
7/2/16 20:00	18.91
7/2/16 20:10	18.87
7/2/16 20:20	18.84
7/2/16 20:30	18.81
7/2/16 20:40	18.78
7/2/16 20:50	18.76
7/2/16 21:00	18.74
7/2/16 21:10	18.73
7/2/16 21:20	18.73
7/2/16 21:30	18.73
7/2/16 21:40	18.74
7/2/16 21:50	18.76
7/2/16 22:00	18.77
7/2/16 22:10	18.77
7/2/16 22:20	18.77

Date	Temp (°C)
7/2/16 22:30	18.78
7/2/16 22:40	18.77
7/2/16 22:50	18.77
7/2/16 23:00	18.76
7/2/16 23:10	18.75
7/2/16 23:20	18.73
7/2/16 23:30	18.70
7/2/16 23:40	18.69
7/2/16 23:50	18.67
7/3/16 0:00	18.64
7/3/16 0:10	18.62
7/3/16 0:20	18.59
7/3/16 0:30	18.55
7/3/16 0:40	18.52
7/3/16 0:50	18.48
7/3/16 1:00	18.44
7/3/16 1:10	18.40
7/3/16 1:20	18.36
7/3/16 1:30	18.32
7/3/16 1:40	18.28
7/3/16 1:50	18.25
7/3/16 2:00	18.20
7/3/16 2:10	18.17
7/3/16 2:20	18.13
7/3/16 2:30	18.10
7/3/16 2:40	18.06
7/3/16 2:50	18.02
7/3/16 3:00	17.99
7/3/16 3:10	17.96
7/3/16 3:20	17.92
7/3/16 3:30	17.89
7/3/16 3:40	17.86
7/3/16 3:50	17.83
7/3/16 4:00	17.80
7/3/16 4:10	17.77
7/3/16 4:20	17.73
7/3/16 4:30	17.72
7/3/16 4:40	17.69
7/3/16 4:50	17.67
7/3/16 5:00	17.63

Date	Temp (°C)
7/3/16 5:10	17.61
7/3/16 5:20	17.58
7/3/16 5:30	17.55
7/3/16 5:40	17.52
7/3/16 5:50	17.50
7/3/16 6:00	17.48
7/3/16 6:10	17.46
7/3/16 6:20	17.43
7/3/16 6:30	17.41
7/3/16 6:40	17.39
7/3/16 6:50	17.37
7/3/16 7:00	17.37
7/3/16 7:10	17.35
7/3/16 7:20	17.35
7/3/16 7:30	17.36
7/3/16 7:40	17.35
7/3/16 7:50	17.38
7/3/16 8:00	17.41
7/3/16 8:10	17.43
7/3/16 8:20	17.46
7/3/16 8:30	17.49
7/3/16 8:40	17.53
7/3/16 8:50	17.57
7/3/16 9:00	17.62
7/3/16 9:10	17.70
7/3/16 9:20	17.82
7/3/16 9:30	17.90
7/3/16 9:40	18.01
7/3/16 9:50	18.11
7/3/16 10:00	18.17
7/3/16 10:10	18.22
7/3/16 10:20	18.34
7/3/16 10:30	18.44
7/3/16 10:40	18.61
7/3/16 10:50	18.74
7/3/16 11:00	18.93
7/3/16 11:10	19.04
7/3/16 11:20	19.18
7/3/16 11:30	19.25
7/3/16 11:40	19.39

Key: Temp > 25°C

Date	Temp (°C)
7/3/16 11:50	19.49
7/3/16 12:00	19.65
7/3/16 12:10	19.76
7/3/16 12:20	19.87
7/3/16 12:30	19.95
7/3/16 12:40	20.00
7/3/16 12:50	20.04
7/3/16 13:00	20.11
7/3/16 13:10	20.19
7/3/16 13:20	20.31
7/3/16 13:30	20.43
7/3/16 13:40	20.53
7/3/16 13:50	20.65
7/3/16 14:00	20.77
7/3/16 14:10	20.79
7/3/16 14:20	20.84
7/3/16 14:30	20.90
7/3/16 14:40	20.98
7/3/16 14:50	21.01
7/3/16 15:00	21.05
7/3/16 15:10	21.13
7/3/16 15:20	21.20
7/3/16 15:30	21.24
7/3/16 15:40	21.26
7/3/16 15:50	21.25
7/3/16 16:00	21.26
7/3/16 16:10	21.25
7/3/16 16:20	21.25
7/3/16 16:30	21.25
7/3/16 16:40	21.30
7/3/16 16:50	21.31
7/3/16 17:00	21.30
7/3/16 17:10	21.28
7/3/16 17:20	21.26
7/3/16 17:30	21.25
7/3/16 17:40	21.25
7/3/16 17:50	21.25
7/3/16 18:00	21.27
7/3/16 18:10	21.24
7/3/16 18:20	21.17

Date	Temp (°C)
7/3/16 18:30	21.12
7/3/16 18:40	21.09
7/3/16 18:50	21.00
7/3/16 19:00	20.96
7/3/16 19:10	20.93
7/3/16 19:20	20.90
7/3/16 19:30	20.86
7/3/16 19:40	20.79
7/3/16 19:50	20.73
7/3/16 20:00	20.66
7/3/16 20:10	20.59
7/3/16 20:20	20.53
7/3/16 20:30	20.46
7/3/16 20:40	20.37
7/3/16 20:50	20.28
7/3/16 21:00	20.17
7/3/16 21:10	20.10
7/3/16 21:20	20.01
7/3/16 21:30	19.92
7/3/16 21:40	19.83
7/3/16 21:50	19.74
7/3/16 22:00	19.65
7/3/16 22:10	19.58
7/3/16 22:20	19.50
7/3/16 22:30	19.42
7/3/16 22:40	19.35
7/3/16 22:50	19.28
7/3/16 23:00	19.21
7/3/16 23:10	19.15
7/3/16 23:20	19.07
7/3/16 23:30	19.00
7/3/16 23:40	18.94
7/3/16 23:50	18.88
7/4/16 0:00	18.82
7/4/16 0:10	18.76
7/4/16 0:20	18.69
7/4/16 0:30	18.63
7/4/16 0:40	18.57
7/4/16 0:50	18.51
7/4/16 1:00	18.44

Date	Temp (°C)
7/4/16 1:10	18.40
7/4/16 1:20	18.34
7/4/16 1:30	18.30
7/4/16 1:40	18.24
7/4/16 1:50	18.19
7/4/16 2:00	18.14
7/4/16 2:10	18.09
7/4/16 2:20	18.04
7/4/16 2:30	18.00
7/4/16 2:40	17.96
7/4/16 2:50	17.91
7/4/16 3:00	17.87
7/4/16 3:10	17.83
7/4/16 3:20	17.79
7/4/16 3:30	17.75
7/4/16 3:40	17.72
7/4/16 3:50	17.68
7/4/16 4:00	17.64
7/4/16 4:10	17.62
7/4/16 4:20	17.58
7/4/16 4:30	17.55
7/4/16 4:40	17.52
7/4/16 4:50	17.49
7/4/16 5:00	17.46
7/4/16 5:10	17.44
7/4/16 5:20	17.41
7/4/16 5:30	17.39
7/4/16 5:40	17.37
7/4/16 5:50	17.34
7/4/16 6:00	17.32
7/4/16 6:10	17.30
7/4/16 6:20	17.29
7/4/16 6:30	17.27
7/4/16 6:40	17.26
7/4/16 6:50	17.24
7/4/16 7:00	17.24
7/4/16 7:10	17.24
7/4/16 7:20	17.25
7/4/16 7:30	17.26
7/4/16 7:40	17.29

Key: Temp > 25°C

Date	Temp (°C)
7/4/16 7:50	17.32
7/4/16 8:00	17.36
7/4/16 8:10	17.39
7/4/16 8:20	17.42
7/4/16 8:30	17.46
7/4/16 8:40	17.51
7/4/16 8:50	17.54
7/4/16 9:00	17.63
7/4/16 9:10	17.69
7/4/16 9:20	17.71
7/4/16 9:30	17.73
7/4/16 9:40	17.75
7/4/16 9:50	17.75
7/4/16 10:00	17.78
7/4/16 10:10	17.81
7/4/16 10:20	17.88
7/4/16 10:30	17.91
7/4/16 10:40	17.92
7/4/16 10:50	17.93
7/4/16 11:00	17.95
7/4/16 11:10	17.96
7/4/16 11:20	18.02
7/4/16 11:30	18.09
7/4/16 11:40	18.10
7/4/16 11:50	18.15
7/4/16 12:00	18.18
7/4/16 12:10	18.20
7/4/16 12:20	18.22
7/4/16 12:30	18.25
7/4/16 12:40	18.26
7/4/16 12:50	18.25
7/4/16 13:00	18.36
7/4/16 13:10	18.37
7/4/16 13:20	18.16
7/4/16 13:30	17.00
7/4/16 13:40	16.47
7/4/16 13:50	16.60
7/4/16 14:00	16.66
7/4/16 14:10	16.71
7/4/16 14:20	16.78

Date	Temp (°C)
7/4/16 14:30	16.84
7/4/16 14:40	16.87
7/4/16 14:50	16.91
7/4/16 15:00	16.93
7/4/16 15:10	16.97
7/4/16 15:20	17.00
7/4/16 15:30	17.03
7/4/16 15:40	17.06
7/4/16 15:50	17.08
7/4/16 16:00	17.11
7/4/16 16:10	17.15
7/4/16 16:20	17.18
7/4/16 16:30	17.21
7/4/16 16:40	17.23
7/4/16 16:50	17.27
7/4/16 17:00	17.32
7/4/16 17:10	17.40
7/4/16 17:20	17.48
7/4/16 17:30	17.51
7/4/16 17:40	17.54
7/4/16 17:50	17.56
7/4/16 18:00	17.61
7/4/16 18:10	17.62
7/4/16 18:20	17.68
7/4/16 18:30	17.73
7/4/16 18:40	17.79
7/4/16 18:50	17.80
7/4/16 19:00	17.77
7/4/16 19:10	17.91
7/4/16 19:20	18.23
7/4/16 19:30	18.45
7/4/16 19:40	18.22
7/4/16 19:50	17.30
7/4/16 20:00	17.23
7/4/16 20:10	17.16
7/4/16 20:20	17.09
7/4/16 20:30	17.07
7/4/16 20:40	17.07
7/4/16 20:50	17.06
7/4/16 21:00	17.04

Date	Temp (°C)
7/4/16 21:10	17.01
7/4/16 21:20	16.98
7/4/16 21:30	16.94
7/4/16 21:40	16.91
7/4/16 21:50	16.88
7/4/16 22:00	16.86
7/4/16 22:10	16.86
7/4/16 22:20	16.85
7/4/16 22:30	16.85
7/4/16 22:40	16.85
7/4/16 22:50	16.84
7/4/16 23:00	16.83
7/4/16 23:10	16.84
7/4/16 23:20	16.86
7/4/16 23:30	16.86
7/4/16 23:40	16.87
7/4/16 23:50	16.88
7/5/16 0:00	16.89
7/5/16 0:10	16.89
7/5/16 0:20	16.90
7/5/16 0:30	16.90
7/5/16 0:40	16.91
7/5/16 0:50	16.90
7/5/16 1:00	16.89
7/5/16 1:10	16.88
7/5/16 1:20	16.86
7/5/16 1:30	16.85
7/5/16 1:40	16.83
7/5/16 1:50	16.83
7/5/16 2:00	16.82
7/5/16 2:10	16.83
7/5/16 2:20	16.84
7/5/16 2:30	16.85
7/5/16 2:40	16.87
7/5/16 2:50	16.87
7/5/16 3:00	16.88
7/5/16 3:10	17.02
7/5/16 3:20	17.25
7/5/16 3:30	17.48
7/5/16 3:40	17.65

Key: Temp > 25°C

Date	Temp (°C)
7/5/16 3:50	17.78
7/5/16 4:00	17.91
7/5/16 4:10	18.01
7/5/16 4:20	18.09
7/5/16 4:30	18.17
7/5/16 4:40	18.23
7/5/16 4:50	18.29
7/5/16 5:00	18.34
7/5/16 5:10	18.38
7/5/16 5:20	18.41
7/5/16 5:30	18.43
7/5/16 5:40	18.46
7/5/16 5:50	18.49
7/5/16 6:00	18.50
7/5/16 6:10	18.52
7/5/16 6:20	18.53
7/5/16 6:30	18.54
7/5/16 6:40	18.55
7/5/16 6:50	18.56
7/5/16 7:00	18.57
7/5/16 7:10	18.58
7/5/16 7:20	18.58
7/5/16 7:30	18.59
7/5/16 7:40	18.59
7/5/16 7:50	18.59
7/5/16 8:00	18.59
7/5/16 8:10	18.59
7/5/16 8:20	18.59
7/5/16 8:30	18.58
7/5/16 8:40	18.59
7/5/16 8:50	18.59
7/5/16 9:00	18.59
7/5/16 9:10	18.59
7/5/16 9:20	18.60
7/5/16 9:30	18.63
7/5/16 9:40	18.65
7/5/16 9:50	18.66
7/5/16 10:00	18.66
7/5/16 10:10	18.66
7/5/16 10:20	18.65

Date	Temp (°C)
7/5/16 10:30	18.68
7/5/16 10:40	18.68
7/5/16 10:50	18.68
7/5/16 11:00	18.69
7/5/16 11:10	18.71
7/5/16 11:20	18.70
7/5/16 11:30	18.68
7/5/16 11:40	18.66
7/5/16 11:50	18.65
7/5/16 12:00	18.66
7/5/16 12:10	18.67
7/5/16 12:20	18.67
7/5/16 12:30	18.66
7/5/16 12:40	18.72
7/5/16 12:50	18.73
7/5/16 13:00	18.72
7/5/16 13:10	18.80
7/5/16 13:20	18.87
7/5/16 13:30	18.92
7/5/16 13:40	19.01
7/5/16 13:50	19.01
7/5/16 14:00	19.13
7/5/16 14:10	19.28
7/5/16 14:20	19.27
7/5/16 14:30	19.38
7/5/16 14:40	19.42
7/5/16 14:50	19.47
7/5/16 15:00	19.42
7/5/16 15:10	19.46
7/5/16 15:20	19.51
7/5/16 15:30	19.46
7/5/16 15:40	19.45
7/5/16 15:50	19.48
7/5/16 16:00	19.44
7/5/16 16:10	19.49
7/5/16 16:20	19.51
7/5/16 16:30	19.52
7/5/16 16:40	19.50
7/5/16 16:50	19.49
7/5/16 17:00	19.44

Date	Temp (°C)
7/5/16 17:10	19.44
7/5/16 17:20	19.44
7/5/16 17:30	19.46
7/5/16 17:40	19.51
7/5/16 17:50	19.50
7/5/16 18:00	19.51
7/5/16 18:10	19.53
7/5/16 18:20	19.52
7/5/16 18:30	19.49
7/5/16 18:40	19.49
7/5/16 18:50	19.44
7/5/16 19:00	19.40
7/5/16 19:10	19.38
7/5/16 19:20	19.37
7/5/16 19:30	19.35
7/5/16 19:40	19.33
7/5/16 19:50	19.30
7/5/16 20:00	19.27
7/5/16 20:10	19.24
7/5/16 20:20	19.22
7/5/16 20:30	19.20
7/5/16 20:40	19.18
7/5/16 20:50	19.15
7/5/16 21:00	19.12
7/5/16 21:10	19.10
7/5/16 21:20	19.07
7/5/16 21:30	19.04
7/5/16 21:40	19.03
7/5/16 21:50	19.01
7/5/16 22:00	19.00
7/5/16 22:10	18.98
7/5/16 22:20	18.97
7/5/16 22:30	18.95
7/5/16 22:40	18.94
7/5/16 22:50	18.92
7/5/16 23:00	18.90
7/5/16 23:10	18.88
7/5/16 23:20	18.86
7/5/16 23:30	18.85
7/5/16 23:40	18.83

Key: Temp > 25°C

Date	Temp (°C)
7/5/16 23:50	18.81
7/6/16 0:00	18.78
7/6/16 0:10	18.76
7/6/16 0:20	18.74
7/6/16 0:30	18.72
7/6/16 0:40	18.70
7/6/16 0:50	18.68
7/6/16 1:00	18.66
7/6/16 1:10	18.65
7/6/16 1:20	18.63
7/6/16 1:30	18.62
7/6/16 1:40	18.60
7/6/16 1:50	18.59
7/6/16 2:00	18.57
7/6/16 2:10	18.56
7/6/16 2:20	18.55
7/6/16 2:30	18.54
7/6/16 2:40	18.53
7/6/16 2:50	18.52
7/6/16 3:00	18.51
7/6/16 3:10	18.50
7/6/16 3:20	18.49
7/6/16 3:30	18.49
7/6/16 3:40	18.48
7/6/16 3:50	18.48
7/6/16 4:00	18.46
7/6/16 4:10	18.46
7/6/16 4:20	18.45
7/6/16 4:30	18.44
7/6/16 4:40	18.44
7/6/16 4:50	18.43
7/6/16 5:00	18.42
7/6/16 5:10	18.41
7/6/16 5:20	18.40
7/6/16 5:30	18.39
7/6/16 5:40	18.38
7/6/16 5:50	18.36
7/6/16 6:00	18.35
7/6/16 6:10	18.34
7/6/16 6:20	18.33

Date	Temp (°C)
7/6/16 6:30	18.32
7/6/16 6:40	18.32
7/6/16 6:50	18.32
7/6/16 7:00	18.32
7/6/16 7:10	18.33
7/6/16 7:20	18.33
7/6/16 7:30	18.33
7/6/16 7:40	18.34
7/6/16 7:50	18.33
7/6/16 8:00	18.33
7/6/16 8:10	18.34
7/6/16 8:20	18.38
7/6/16 8:30	18.39
7/6/16 8:40	18.41
7/6/16 8:50	18.44
7/6/16 9:00	18.43
7/6/16 9:10	18.45
7/6/16 9:20	18.51
7/6/16 9:30	18.58
7/6/16 9:40	18.65
7/6/16 9:50	18.66
7/6/16 10:00	18.69
7/6/16 10:10	18.73
7/6/16 10:20	18.81
7/6/16 10:30	18.92
7/6/16 10:40	19.06
7/6/16 10:50	19.18
7/6/16 11:00	19.27
7/6/16 11:10	19.36
7/6/16 11:20	19.48
7/6/16 11:30	19.58
7/6/16 11:40	19.76
7/6/16 11:50	19.92
7/6/16 12:00	20.07
7/6/16 12:10	20.20
7/6/16 12:20	20.27
7/6/16 12:30	20.25
7/6/16 12:40	20.39
7/6/16 12:50	20.44
7/6/16 13:00	20.61

Date	Temp (°C)
7/6/16 13:10	20.79
7/6/16 13:20	20.83
7/6/16 13:30	20.98
7/6/16 13:40	21.11
7/6/16 13:50	21.26
7/6/16 14:00	21.35
7/6/16 14:10	21.44
7/6/16 14:20	21.48
7/6/16 14:30	21.57
7/6/16 14:40	21.59
7/6/16 14:50	21.61
7/6/16 15:00	20.89
7/6/16 15:10	19.70
7/6/16 15:20	19.17
7/6/16 15:30	19.06
7/6/16 15:40	19.00
7/6/16 15:50	19.05
7/6/16 16:00	19.06
7/6/16 16:10	19.17
7/6/16 16:20	19.28
7/6/16 16:30	19.20
7/6/16 16:40	19.18
7/6/16 16:50	19.26
7/6/16 17:00	19.21
7/6/16 17:10	18.94
7/6/16 17:20	18.67
7/6/16 17:30	18.54
7/6/16 17:40	18.42
7/6/16 17:50	18.37
7/6/16 18:00	18.35
7/6/16 18:10	18.33
7/6/16 18:20	18.25
7/6/16 18:30	18.14
7/6/16 18:40	18.03
7/6/16 18:50	17.92
7/6/16 19:00	17.84
7/6/16 19:10	17.76
7/6/16 19:20	17.69
7/6/16 19:30	17.59
7/6/16 19:40	17.53

Key: Temp > 25°C

Date	Temp (°C)
7/6/16 19:50	17.48
7/6/16 20:00	17.44
7/6/16 20:10	17.40
7/6/16 20:20	17.38
7/6/16 20:30	17.43
7/6/16 20:40	18.29
7/6/16 20:50	19.25
7/6/16 21:00	18.86
7/6/16 21:10	17.99
7/6/16 21:20	17.75
7/6/16 21:30	17.61
7/6/16 21:40	17.47
7/6/16 21:50	17.37
7/6/16 22:00	17.31
7/6/16 22:10	17.27
7/6/16 22:20	17.25
7/6/16 22:30	17.24
7/6/16 22:40	17.26
7/6/16 22:50	17.24
7/6/16 23:00	17.50
7/6/16 23:10	17.98
7/6/16 23:20	18.42
7/6/16 23:30	18.81
7/6/16 23:40	19.09
7/6/16 23:50	19.35
7/7/16 0:00	19.57
7/7/16 0:10	19.72
7/7/16 0:20	19.87
7/7/16 0:30	19.99
7/7/16 0:40	20.07
7/7/16 0:50	20.15
7/7/16 1:00	20.21
7/7/16 1:10	20.26
7/7/16 1:20	20.30
7/7/16 1:30	20.34
7/7/16 1:40	20.34
7/7/16 1:50	20.37
7/7/16 2:00	20.39
7/7/16 2:10	20.40
7/7/16 2:20	20.41

Date	Temp (°C)
7/7/16 2:30	20.42
7/7/16 2:40	20.42
7/7/16 2:50	20.41
7/7/16 3:00	20.41
7/7/16 3:10	20.41
7/7/16 3:20	20.40
7/7/16 3:30	20.39
7/7/16 3:40	20.39
7/7/16 3:50	20.37
7/7/16 4:00	20.37
7/7/16 4:10	20.37
7/7/16 4:20	20.36
7/7/16 4:30	20.36
7/7/16 4:40	20.35
7/7/16 4:50	20.35
7/7/16 5:00	20.35
7/7/16 5:10	20.34
7/7/16 5:20	20.33
7/7/16 5:30	20.33
7/7/16 5:40	20.32
7/7/16 5:50	20.32
7/7/16 6:00	20.32
7/7/16 6:10	20.32
7/7/16 6:20	20.31
7/7/16 6:30	20.31
7/7/16 6:40	20.32
7/7/16 6:50	20.32
7/7/16 7:00	20.32
7/7/16 7:10	20.31
7/7/16 7:20	20.31
7/7/16 7:30	20.31
7/7/16 7:40	20.31
7/7/16 7:50	20.32
7/7/16 8:00	20.33
7/7/16 8:10	20.35
7/7/16 8:20	20.35
7/7/16 8:30	20.34
7/7/16 8:40	20.35
7/7/16 8:50	20.36
7/7/16 9:00	20.36

Date	Temp (°C)
7/7/16 9:10	20.38
7/7/16 9:20	20.38
7/7/16 9:30	20.38
7/7/16 9:40	20.40
7/7/16 9:50	20.40
7/7/16 10:00	20.40
7/7/16 10:10	20.39
7/7/16 10:20	20.39
7/7/16 10:30	20.40
7/7/16 10:40	20.41
7/7/16 10:50	20.42
7/7/16 11:00	20.46
7/7/16 11:10	20.47
7/7/16 11:20	20.47
7/7/16 11:30	20.49
7/7/16 11:40	20.51
7/7/16 11:50	20.53
7/7/16 12:00	20.55
7/7/16 12:10	20.57
7/7/16 12:20	20.59
7/7/16 12:30	20.62
7/7/16 12:40	20.65
7/7/16 12:50	20.70
7/7/16 13:00	20.74
7/7/16 13:10	20.86
7/7/16 13:20	20.98
7/7/16 13:30	21.06
7/7/16 13:40	21.14
7/7/16 13:50	21.15
7/7/16 14:00	21.18
7/7/16 14:10	21.19
7/7/16 14:20	21.21
7/7/16 14:30	21.24
7/7/16 14:40	21.25
7/7/16 14:50	21.31
7/7/16 15:00	21.32
7/7/16 15:10	21.34
7/7/16 15:20	21.28
7/7/16 15:30	20.60
7/7/16 15:40	19.41

Key: Temp > 25°C

Date	Temp (°C)
7/7/16 15:50	18.63
7/7/16 16:00	18.34
7/7/16 16:10	18.14
7/7/16 16:20	17.95
7/7/16 16:30	17.71
7/7/16 16:40	17.57
7/7/16 16:50	17.64
7/7/16 17:00	17.69
7/7/16 17:10	17.72
7/7/16 17:20	17.70
7/7/16 17:30	17.70
7/7/16 17:40	17.63
7/7/16 17:50	17.58
7/7/16 18:00	17.53
7/7/16 18:10	17.46
7/7/16 18:20	17.39
7/7/16 18:30	17.34
7/7/16 18:40	17.30
7/7/16 18:50	17.25
7/7/16 19:00	17.11
7/7/16 19:10	17.01
7/7/16 19:20	16.94
7/7/16 19:30	16.97
7/7/16 19:40	16.96
7/7/16 19:50	16.98
7/7/16 20:00	17.01
7/7/16 20:10	17.04
7/7/16 20:20	17.09
7/7/16 20:30	17.17
7/7/16 20:40	17.20
7/7/16 20:50	17.22
7/7/16 21:00	17.22
7/7/16 21:10	17.22
7/7/16 21:20	17.22
7/7/16 21:30	17.22
7/7/16 21:40	17.38
7/7/16 21:50	17.71
7/7/16 22:00	18.09
7/7/16 22:10	18.43
7/7/16 22:20	18.70

Date	Temp (°C)
7/7/16 22:30	18.94
7/7/16 22:40	19.10
7/7/16 22:50	19.29
7/7/16 23:00	19.43
7/7/16 23:10	19.51
7/7/16 23:20	19.59
7/7/16 23:30	19.66
7/7/16 23:40	19.73
7/7/16 23:50	19.77
7/8/16 0:00	19.82
7/8/16 0:10	19.86
7/8/16 0:20	19.89
7/8/16 0:30	19.92
7/8/16 0:40	19.94
7/8/16 0:50	19.96
7/8/16 1:00	19.99
7/8/16 1:10	20.00
7/8/16 1:20	20.00
7/8/16 1:30	20.01
7/8/16 1:40	20.01
7/8/16 1:50	20.02
7/8/16 2:00	20.01
7/8/16 2:10	20.02
7/8/16 2:20	20.01
7/8/16 2:30	20.00
7/8/16 2:40	20.01
7/8/16 2:50	20.00
7/8/16 3:00	20.00
7/8/16 3:10	20.00
7/8/16 3:20	19.99
7/8/16 3:30	19.98
7/8/16 3:40	19.98
7/8/16 3:50	19.98
7/8/16 4:00	19.98
7/8/16 4:10	19.97
7/8/16 4:20	19.96
7/8/16 4:30	19.96
7/8/16 4:40	19.96
7/8/16 4:50	19.95
7/8/16 5:00	19.95

Date	Temp (°C)
7/8/16 5:10	19.95
7/8/16 5:20	19.95
7/8/16 5:30	19.96
7/8/16 5:40	19.96
7/8/16 5:50	19.96
7/8/16 6:00	19.96
7/8/16 6:10	19.97
7/8/16 6:20	19.97
7/8/16 6:30	19.96
7/8/16 6:40	19.95
7/8/16 6:50	19.95
7/8/16 7:00	19.96
7/8/16 7:10	19.96
7/8/16 7:20	19.98
7/8/16 7:30	20.00
7/8/16 7:40	20.02
7/8/16 7:50	20.03
7/8/16 8:00	20.05
7/8/16 8:10	20.06
7/8/16 8:20	20.08
7/8/16 8:30	20.09
7/8/16 8:40	20.09
7/8/16 8:50	20.10
7/8/16 9:00	20.09
7/8/16 9:10	20.10
7/8/16 9:20	20.12
7/8/16 9:30	20.11
7/8/16 9:40	20.13
7/8/16 9:50	20.16
7/8/16 10:00	20.17
7/8/16 10:10	20.17
7/8/16 10:20	20.18
7/8/16 10:30	20.18
7/8/16 10:40	20.19
7/8/16 10:50	20.20
7/8/16 11:00	20.22
7/8/16 11:10	20.26
7/8/16 11:20	20.35
7/8/16 11:30	20.49
7/8/16 11:40	20.56

Key: Temp > 25°C

Date	Temp (°C)
7/8/16 11:50	20.60
7/8/16 12:00	20.57
7/8/16 12:10	20.65
7/8/16 12:20	20.80
7/8/16 12:30	20.75
7/8/16 12:40	20.73
7/8/16 12:50	20.72
7/8/16 13:00	20.63
7/8/16 13:10	19.14
7/8/16 13:20	18.05
7/8/16 13:30	18.15
7/8/16 13:40	18.09
7/8/16 13:50	17.99
7/8/16 14:00	18.01
7/8/16 14:10	18.06
7/8/16 14:20	18.05
7/8/16 14:30	18.01
7/8/16 14:40	18.02
7/8/16 14:50	18.02
7/8/16 15:00	17.99
7/8/16 15:10	17.91
7/8/16 15:20	17.87
7/8/16 15:30	17.87
7/8/16 15:40	17.90
7/8/16 15:50	17.98
7/8/16 16:00	18.03
7/8/16 16:10	18.07
7/8/16 16:20	18.12
7/8/16 16:30	18.22
7/8/16 16:40	18.30
7/8/16 16:50	18.22
7/8/16 17:00	18.07
7/8/16 17:10	17.89
7/8/16 17:20	17.73
7/8/16 17:30	17.63
7/8/16 17:40	17.47
7/8/16 17:50	17.36
7/8/16 18:00	17.33
7/8/16 18:10	17.28
7/8/16 18:20	17.25

Date	Temp (°C)
7/8/16 18:30	17.25
7/8/16 18:40	17.18
7/8/16 18:50	17.01
7/8/16 19:00	16.94
7/8/16 19:10	16.99
7/8/16 19:20	17.09
7/8/16 19:30	17.18
7/8/16 19:40	17.15
7/8/16 19:50	17.09
7/8/16 20:00	17.06
7/8/16 20:10	17.02
7/8/16 20:20	17.01
7/8/16 20:30	17.01
7/8/16 20:40	17.03
7/8/16 20:50	17.03
7/8/16 21:00	17.05
7/8/16 21:10	17.09
7/8/16 21:20	17.15
7/8/16 21:30	17.18
7/8/16 21:40	17.21
7/8/16 21:50	17.23
7/8/16 22:00	17.29
7/8/16 22:10	17.44
7/8/16 22:20	17.70
7/8/16 22:30	18.00
7/8/16 22:40	18.25
7/8/16 22:50	18.49
7/8/16 23:00	18.71
7/8/16 23:10	18.88
7/8/16 23:20	19.03
7/8/16 23:30	19.14
7/8/16 23:40	19.26
7/8/16 23:50	19.35
7/9/16 0:00	19.44
7/9/16 0:10	19.52
7/9/16 0:20	19.57
7/9/16 0:30	19.62
7/9/16 0:40	19.67
7/9/16 0:50	19.71
7/9/16 1:00	19.76

Date	Temp (°C)
7/9/16 1:10	19.77
7/9/16 1:20	19.80
7/9/16 1:30	19.81
7/9/16 1:40	19.83
7/9/16 1:50	19.85
7/9/16 2:00	19.86
7/9/16 2:10	19.87
7/9/16 2:20	19.87
7/9/16 2:30	19.88
7/9/16 2:40	19.88
7/9/16 2:50	19.87
7/9/16 3:00	19.87
7/9/16 3:10	19.87
7/9/16 3:20	19.88
7/9/16 3:30	19.88
7/9/16 3:40	19.87
7/9/16 3:50	19.87
7/9/16 4:00	19.88
7/9/16 4:10	19.88
7/9/16 4:20	19.88
7/9/16 4:30	19.89
7/9/16 4:40	19.89
7/9/16 4:50	19.89
7/9/16 5:00	19.89
7/9/16 5:10	19.88
7/9/16 5:20	19.89
7/9/16 5:30	19.89
7/9/16 5:40	19.88
7/9/16 5:50	19.88
7/9/16 6:00	19.88
7/9/16 6:10	19.88
7/9/16 6:20	19.88
7/9/16 6:30	19.88
7/9/16 6:40	19.87
7/9/16 6:50	19.87
7/9/16 7:00	19.86
7/9/16 7:10	19.87
7/9/16 7:20	19.86
7/9/16 7:30	19.87
7/9/16 7:40	19.86

Key: Temp > 25°C

Date	Temp (°C)
7/9/16 7:50	19.85
7/9/16 8:00	19.86
7/9/16 8:10	19.88
7/9/16 8:20	19.91
7/9/16 8:30	19.90
7/9/16 8:40	19.91
7/9/16 8:50	19.95
7/9/16 9:00	19.99
7/9/16 9:10	20.03
7/9/16 9:20	20.05
7/9/16 9:30	20.11
7/9/16 9:40	20.19
7/9/16 9:50	20.32
7/9/16 10:00	20.41
7/9/16 10:10	20.50
7/9/16 10:20	20.63
7/9/16 10:30	20.72
7/9/16 10:40	20.82
7/9/16 10:50	20.93
7/9/16 11:00	21.06
7/9/16 11:10	21.18
7/9/16 11:20	21.39
7/9/16 11:30	21.48
7/9/16 11:40	21.64
7/9/16 11:50	21.72
7/9/16 12:00	21.91
7/9/16 12:10	22.08
7/9/16 12:20	22.28
7/9/16 12:30	22.37
7/9/16 12:40	22.37
7/9/16 12:50	22.31
7/9/16 13:00	22.13
7/9/16 13:10	21.30
7/9/16 13:20	19.49
7/9/16 13:30	19.18
7/9/16 13:40	19.08
7/9/16 13:50	18.99
7/9/16 14:00	18.96
7/9/16 14:10	18.98
7/9/16 14:20	18.93

Date	Temp (°C)
7/9/16 14:30	18.89
7/9/16 14:40	18.79
7/9/16 14:50	18.86
7/9/16 15:00	18.76
7/9/16 15:10	18.69
7/9/16 15:20	18.73
7/9/16 15:30	18.75
7/9/16 15:40	18.89
7/9/16 15:50	18.79
7/9/16 16:00	18.97
7/9/16 16:10	18.99
7/9/16 16:20	19.26
7/9/16 16:30	19.36
7/9/16 16:40	19.39
7/9/16 16:50	19.55
7/9/16 17:00	19.65
7/9/16 17:10	19.83
7/9/16 17:20	19.92
7/9/16 17:30	19.88
7/9/16 17:40	19.92
7/9/16 17:50	20.17
7/9/16 18:00	20.30
7/9/16 18:10	20.24
7/9/16 18:20	20.30
7/9/16 18:30	20.47
7/9/16 18:40	20.81
7/9/16 18:50	21.10
7/9/16 19:00	21.26
7/9/16 19:10	21.47
7/9/16 19:20	21.58
7/9/16 19:30	21.70
7/9/16 19:40	21.80
7/9/16 19:50	21.87
7/9/16 20:00	21.88
7/9/16 20:10	21.88
7/9/16 20:20	21.87
7/9/16 20:30	21.86
7/9/16 20:40	21.86
7/9/16 20:50	21.84
7/9/16 21:00	21.81

Date	Temp (°C)
7/9/16 21:10	21.78
7/9/16 21:20	21.75
7/9/16 21:30	21.71
7/9/16 21:40	21.67
7/9/16 21:50	21.62
7/9/16 22:00	21.56
7/9/16 22:10	21.51
7/9/16 22:20	21.45
7/9/16 22:30	21.38
7/9/16 22:40	21.33
7/9/16 22:50	21.29
7/9/16 23:00	21.25
7/9/16 23:10	21.20
7/9/16 23:20	21.16
7/9/16 23:30	21.11
7/9/16 23:40	21.06
7/9/16 23:50	21.03
7/10/16 0:00	20.98
7/10/16 0:10	20.95
7/10/16 0:20	20.90
7/10/16 0:30	20.87
7/10/16 0:40	20.83
7/10/16 0:50	20.81
7/10/16 1:00	20.77
7/10/16 1:10	20.75
7/10/16 1:20	20.70
7/10/16 1:30	20.67
7/10/16 1:40	20.63
7/10/16 1:50	20.59
7/10/16 2:00	20.55
7/10/16 2:10	20.51
7/10/16 2:20	20.47
7/10/16 2:30	20.42
7/10/16 2:40	20.38
7/10/16 2:50	20.34
7/10/16 3:00	20.28
7/10/16 3:10	20.23
7/10/16 3:20	20.19
7/10/16 3:30	20.13
7/10/16 3:40	20.08

Key: Temp > 25°C

Date	Temp (°C)
7/10/16 3:50	20.04
7/10/16 4:00	19.99
7/10/16 4:10	19.94
7/10/16 4:20	19.90
7/10/16 4:30	19.85
7/10/16 4:40	19.81
7/10/16 4:50	19.76
7/10/16 5:00	19.70
7/10/16 5:10	19.66
7/10/16 5:20	19.61
7/10/16 5:30	19.56
7/10/16 5:40	19.53
7/10/16 5:50	19.48
7/10/16 6:00	19.44
7/10/16 6:10	19.39
7/10/16 6:20	19.36
7/10/16 6:30	19.31
7/10/16 6:40	19.27
7/10/16 6:50	19.25
7/10/16 7:00	19.23
7/10/16 7:10	19.21
7/10/16 7:20	19.18
7/10/16 7:30	19.15
7/10/16 7:40	19.14
7/10/16 7:50	19.13
7/10/16 8:00	19.12
7/10/16 8:10	19.10
7/10/16 8:20	19.09
7/10/16 8:30	19.10
7/10/16 8:40	19.12
7/10/16 8:50	19.12
7/10/16 9:00	19.13
7/10/16 9:10	19.17
7/10/16 9:20	19.18
7/10/16 9:30	19.23
7/10/16 9:40	19.29
7/10/16 9:50	19.34
7/10/16 10:00	19.39
7/10/16 10:10	19.43
7/10/16 10:20	19.50

Date	Temp (°C)
7/10/16 10:30	19.60
7/10/16 10:40	19.73
7/10/16 10:50	19.88
7/10/16 11:00	19.98
7/10/16 11:10	20.10
7/10/16 11:20	20.25
7/10/16 11:30	20.39
7/10/16 11:40	20.51
7/10/16 11:50	20.60
7/10/16 12:00	20.64
7/10/16 12:10	20.82
7/10/16 12:20	20.96
7/10/16 12:30	21.22
7/10/16 12:40	21.31
7/10/16 12:50	21.49
7/10/16 13:00	21.70
7/10/16 13:10	21.97
7/10/16 13:20	22.09
7/10/16 13:30	22.34
7/10/16 13:40	22.57
7/10/16 13:50	22.75
7/10/16 14:00	22.97
7/10/16 14:10	23.26
7/10/16 14:20	23.57
7/10/16 14:30	23.70
7/10/16 14:40	23.85
7/10/16 14:50	24.04
7/10/16 15:00	24.29
7/10/16 15:10	24.22
7/10/16 15:20	24.14
7/10/16 15:30	24.33
7/10/16 15:40	24.61
7/10/16 15:50	24.46
7/10/16 16:00	24.45
7/10/16 16:10	24.40
7/10/16 16:20	24.73
7/10/16 16:30	24.88
7/10/16 16:40	24.98
7/10/16 16:50	24.76
7/10/16 17:00	24.84

Date	Temp (°C)
7/10/16 17:10	24.66
7/10/16 17:20	24.68
7/10/16 17:30	24.55
7/10/16 17:40	24.17
7/10/16 17:50	22.82
7/10/16 18:00	21.02
7/10/16 18:10	20.40
7/10/16 18:20	20.24
7/10/16 18:30	20.08
7/10/16 18:40	19.97
7/10/16 18:50	19.90
7/10/16 19:00	19.85
7/10/16 19:10	19.75
7/10/16 19:20	19.69
7/10/16 19:30	19.55
7/10/16 19:40	19.46
7/10/16 19:50	19.36
7/10/16 20:00	19.27
7/10/16 20:10	19.19
7/10/16 20:20	19.10
7/10/16 20:30	19.02
7/10/16 20:40	18.93
7/10/16 20:50	18.84
7/10/16 21:00	18.77
7/10/16 21:10	18.71
7/10/16 21:20	18.68
7/10/16 21:30	18.70
7/10/16 21:40	18.80
7/10/16 21:50	18.93
7/10/16 22:00	19.09
7/10/16 22:10	19.25
7/10/16 22:20	19.39
7/10/16 22:30	19.49
7/10/16 22:40	19.61
7/10/16 22:50	19.71
7/10/16 23:00	19.77
7/10/16 23:10	19.81
7/10/16 23:20	19.85
7/10/16 23:30	19.88
7/10/16 23:40	19.88

Key: Temp > 25°C

Date	Temp (°C)
7/10/16 23:50	19.90
7/11/16 0:00	19.88
7/11/16 0:10	19.86
7/11/16 0:20	19.86
7/11/16 0:30	19.83
7/11/16 0:40	19.81
7/11/16 0:50	19.78
7/11/16 1:00	19.74
7/11/16 1:10	19.71
7/11/16 1:20	19.67
7/11/16 1:30	19.62
7/11/16 1:40	19.59
7/11/16 1:50	19.54
7/11/16 2:00	19.50
7/11/16 2:10	19.45
7/11/16 2:20	19.42
7/11/16 2:30	19.38
7/11/16 2:40	19.32
7/11/16 2:50	19.29
7/11/16 3:00	19.23
7/11/16 3:10	19.20
7/11/16 3:20	19.15
7/11/16 3:30	19.11
7/11/16 3:40	19.05
7/11/16 3:50	19.02
7/11/16 4:00	18.98
7/11/16 4:10	18.96
7/11/16 4:20	18.91
7/11/16 4:30	18.87
7/11/16 4:40	18.82
7/11/16 4:50	18.79
7/11/16 5:00	18.73
7/11/16 5:10	18.70
7/11/16 5:20	18.66
7/11/16 5:30	18.61
7/11/16 5:40	18.55
7/11/16 5:50	18.50
7/11/16 6:00	18.48
7/11/16 6:10	18.42
7/11/16 6:20	18.38

Date	Temp (°C)
7/11/16 6:30	18.35
7/11/16 6:40	18.30
7/11/16 6:50	18.25
7/11/16 7:00	18.22
7/11/16 7:10	18.19
7/11/16 7:20	18.16
7/11/16 7:30	18.12
7/11/16 7:40	18.10
7/11/16 7:50	18.07
7/11/16 8:00	18.05
7/11/16 8:10	18.05
7/11/16 8:20	18.05
7/11/16 8:30	18.05
7/11/16 8:40	18.08
7/11/16 8:50	18.12
7/11/16 9:00	18.19
7/11/16 9:10	18.28
7/11/16 9:20	18.39
7/11/16 9:30	18.50
7/11/16 9:40	18.61
7/11/16 9:50	18.71
7/11/16 10:00	18.83
7/11/16 10:10	18.96
7/11/16 10:20	19.11
7/11/16 10:30	19.24
7/11/16 10:40	19.39
7/11/16 10:50	19.53
7/11/16 11:00	19.70
7/11/16 11:10	19.89
7/11/16 11:20	20.06
7/11/16 11:30	20.19
7/11/16 11:40	20.40
7/11/16 11:50	20.59
7/11/16 12:00	20.80
7/11/16 12:10	21.03
7/11/16 12:20	21.24
7/11/16 12:30	21.31
7/11/16 12:40	21.32
7/11/16 12:50	21.54
7/11/16 13:00	21.35

Date	Temp (°C)
7/11/16 13:10	21.27
7/11/16 13:20	20.13
7/11/16 13:30	18.99
7/11/16 13:40	18.97
7/11/16 13:50	18.94
7/11/16 14:00	18.79
7/11/16 14:10	18.72
7/11/16 14:20	18.62
7/11/16 14:30	18.66
7/11/16 14:40	18.52
7/11/16 14:50	18.46
7/11/16 15:00	18.54
7/11/16 15:10	18.59
7/11/16 15:20	18.78
7/11/16 15:30	18.93
7/11/16 15:40	19.09
7/11/16 15:50	19.24
7/11/16 16:00	19.39
7/11/16 16:10	19.37
7/11/16 16:20	19.66
7/11/16 16:30	19.42
7/11/16 16:40	19.44
7/11/16 16:50	19.61
7/11/16 17:00	19.87
7/11/16 17:10	19.76
7/11/16 17:20	19.93
7/11/16 17:30	19.93
7/11/16 17:40	19.81
7/11/16 17:50	19.81
7/11/16 18:00	19.94
7/11/16 18:10	19.88
7/11/16 18:20	19.98
7/11/16 18:30	20.21
7/11/16 18:40	20.32
7/11/16 18:50	20.37
7/11/16 19:00	20.41
7/11/16 19:10	20.42
7/11/16 19:20	20.45
7/11/16 19:30	20.48
7/11/16 19:40	20.58

Key: Temp > 25°C

Date	Temp (°C)
7/11/16 19:50	20.69
7/11/16 20:00	20.78
7/11/16 20:10	20.89
7/11/16 20:20	20.94
7/11/16 20:30	21.02
7/11/16 20:40	21.05
7/11/16 20:50	21.06
7/11/16 21:00	21.07
7/11/16 21:10	21.07
7/11/16 21:20	21.07
7/11/16 21:30	21.06
7/11/16 21:40	21.04
7/11/16 21:50	21.05
7/11/16 22:00	21.03
7/11/16 22:10	21.01
7/11/16 22:20	20.98
7/11/16 22:30	20.96
7/11/16 22:40	20.92
7/11/16 22:50	20.87
7/11/16 23:00	20.84
7/11/16 23:10	20.79
7/11/16 23:20	20.73
7/11/16 23:30	20.68
7/11/16 23:40	20.63
7/11/16 23:50	20.58
7/12/16 0:00	20.52
7/12/16 0:10	20.46
7/12/16 0:20	20.41
7/12/16 0:30	20.35
7/12/16 0:40	20.30
7/12/16 0:50	20.24
7/12/16 1:00	20.19
7/12/16 1:10	20.13
7/12/16 1:20	20.09
7/12/16 1:30	20.03
7/12/16 1:40	19.98
7/12/16 1:50	19.94
7/12/16 2:00	19.88
7/12/16 2:10	19.83
7/12/16 2:20	19.79

Date	Temp (°C)
7/12/16 2:30	19.73
7/12/16 2:40	19.70
7/12/16 2:50	19.65
7/12/16 3:00	19.61
7/12/16 3:10	19.57
7/12/16 3:20	19.53
7/12/16 3:30	19.49
7/12/16 3:40	19.44
7/12/16 3:50	19.39
7/12/16 4:00	19.35
7/12/16 4:10	19.30
7/12/16 4:20	19.28
7/12/16 4:30	19.24
7/12/16 4:40	19.19
7/12/16 4:50	19.16
7/12/16 5:00	19.11
7/12/16 5:10	19.07
7/12/16 5:20	19.04
7/12/16 5:30	19.00
7/12/16 5:40	18.96
7/12/16 5:50	18.92
7/12/16 6:00	18.90
7/12/16 6:10	18.86
7/12/16 6:20	18.82
7/12/16 6:30	18.79
7/12/16 6:40	18.75
7/12/16 6:50	18.72
7/12/16 7:00	18.69
7/12/16 7:10	18.67
7/12/16 7:20	18.65
7/12/16 7:30	18.64
7/12/16 7:40	18.62
7/12/16 7:50	18.62
7/12/16 8:00	18.63
7/12/16 8:10	18.64
7/12/16 8:20	18.65
7/12/16 8:30	18.68
7/12/16 8:40	18.70
7/12/16 8:50	18.74
7/12/16 9:00	18.79

Date	Temp (°C)
7/12/16 9:10	18.85
7/12/16 9:20	18.91
7/12/16 9:30	19.00
7/12/16 9:40	19.10
7/12/16 9:50	19.23
7/12/16 10:00	19.36
7/12/16 10:10	19.52
7/12/16 10:20	19.64
7/12/16 10:30	19.73
7/12/16 10:40	19.85
7/12/16 10:50	20.05
7/12/16 11:00	20.25
7/12/16 11:10	20.49
7/12/16 11:20	20.62
7/12/16 11:30	20.76
7/12/16 11:40	21.01
7/12/16 11:50	21.27
7/12/16 12:00	21.50
7/12/16 12:10	21.71
7/12/16 12:20	21.99
7/12/16 12:30	22.20
7/12/16 12:40	22.40
7/12/16 12:50	22.61
7/12/16 13:00	22.80
7/12/16 13:10	23.02
7/12/16 13:20	23.26
7/12/16 13:30	23.55
7/12/16 13:40	23.89
7/12/16 13:50	24.17
7/12/16 14:00	24.49
7/12/16 14:10	24.62
7/12/16 14:20	24.57
7/12/16 14:30	25.09
7/12/16 14:40	24.71
7/12/16 14:50	23.31
7/12/16 15:00	21.25
7/12/16 15:10	20.84
7/12/16 15:20	20.56
7/12/16 15:30	20.22
7/12/16 15:40	19.93

Key: Temp > 25°C

Date	Temp (°C)
7/12/16 15:50	19.98
7/12/16 16:00	20.11
7/12/16 16:10	20.17
7/12/16 16:20	20.38
7/12/16 16:30	20.52
7/12/16 16:40	20.56
7/12/16 16:50	20.72
7/12/16 17:00	20.78
7/12/16 17:10	20.90
7/12/16 17:20	21.05
7/12/16 17:30	20.96
7/12/16 17:40	20.95
7/12/16 17:50	21.00
7/12/16 18:00	21.11
7/12/16 18:10	21.27
7/12/16 18:20	21.49
7/12/16 18:30	21.55
7/12/16 18:40	21.53
7/12/16 18:50	21.54
7/12/16 19:00	21.56
7/12/16 19:10	21.56
7/12/16 19:20	21.57
7/12/16 19:30	21.59
7/12/16 19:40	21.59
7/12/16 19:50	21.58
7/12/16 20:00	21.57
7/12/16 20:10	21.59
7/12/16 20:20	21.62
7/12/16 20:30	21.66
7/12/16 20:40	21.74
7/12/16 20:50	21.82
7/12/16 21:00	21.89
7/12/16 21:10	21.99
7/12/16 21:20	22.09
7/12/16 21:30	22.16
7/12/16 21:40	22.24
7/12/16 21:50	22.28
7/12/16 22:00	22.33
7/12/16 22:10	22.36
7/12/16 22:20	22.37

Date	Temp (°C)
7/12/16 22:30	22.37
7/12/16 22:40	22.37
7/12/16 22:50	22.37
7/12/16 23:00	22.35
7/12/16 23:10	22.33
7/12/16 23:20	22.30
7/12/16 23:30	22.28
7/12/16 23:40	22.24
7/12/16 23:50	22.20
7/13/16 0:00	22.18
7/13/16 0:10	22.13
7/13/16 0:20	22.09
7/13/16 0:30	22.05
7/13/16 0:40	22.00
7/13/16 0:50	21.95
7/13/16 1:00	21.92
7/13/16 1:10	21.89
7/13/16 1:20	21.86
7/13/16 1:30	21.81
7/13/16 1:40	21.79
7/13/16 1:50	21.75
7/13/16 2:00	21.71
7/13/16 2:10	21.69
7/13/16 2:20	21.66
7/13/16 2:30	21.63
7/13/16 2:40	21.61
7/13/16 2:50	21.59
7/13/16 3:00	21.57
7/13/16 3:10	21.55
7/13/16 3:20	21.53
7/13/16 3:30	21.50
7/13/16 3:40	21.48
7/13/16 3:50	21.46
7/13/16 4:00	21.44
7/13/16 4:10	21.42
7/13/16 4:20	21.40
7/13/16 4:30	21.39
7/13/16 4:40	21.36
7/13/16 4:50	21.34
7/13/16 5:00	21.32

Date	Temp (°C)
7/13/16 5:10	21.31
7/13/16 5:20	21.29
7/13/16 5:30	21.27
7/13/16 5:40	21.26
7/13/16 5:50	21.23
7/13/16 6:00	21.22
7/13/16 6:10	21.19
7/13/16 6:20	21.18
7/13/16 6:30	21.16
7/13/16 6:40	21.14
7/13/16 6:50	21.13
7/13/16 7:00	21.12
7/13/16 7:10	21.11
7/13/16 7:20	21.10
7/13/16 7:30	21.10
7/13/16 7:40	21.08
7/13/16 7:50	21.09
7/13/16 8:00	21.09
7/13/16 8:10	21.11
7/13/16 8:20	21.13
7/13/16 8:30	21.16
7/13/16 8:40	21.19
7/13/16 8:50	21.24
7/13/16 9:00	21.26
7/13/16 9:10	21.29
7/13/16 9:20	21.32
7/13/16 9:30	21.38
7/13/16 9:40	21.50
7/13/16 9:50	21.64
7/13/16 10:00	21.79
7/13/16 10:10	21.97
7/13/16 10:20	22.08
7/13/16 10:30	22.21
7/13/16 10:40	22.28
7/13/16 10:50	22.27
7/13/16 11:00	22.29
7/13/16 11:10	22.40
7/13/16 11:20	22.55
7/13/16 11:30	22.72
7/13/16 11:40	22.86

Key: Temp > 25°C

Date	Temp (°C)
7/13/16 11:50	23.06
7/13/16 12:00	23.25
7/13/16 12:10	23.47
7/13/16 12:20	23.73
7/13/16 12:30	23.88
7/13/16 12:40	24.04
7/13/16 12:50	23.91
7/13/16 13:00	23.90
7/13/16 13:10	23.62
7/13/16 13:20	22.62
7/13/16 13:30	20.52
7/13/16 13:40	20.05
7/13/16 13:50	19.89
7/13/16 14:00	19.76
7/13/16 14:10	19.70
7/13/16 14:20	19.80
7/13/16 14:30	19.86
7/13/16 14:40	19.79
7/13/16 14:50	19.88
7/13/16 15:00	19.95
7/13/16 15:10	20.19
7/13/16 15:20	20.40
7/13/16 15:30	20.65
7/13/16 15:40	21.03
7/13/16 15:50	21.22
7/13/16 16:00	21.44
7/13/16 16:10	21.64
7/13/16 16:20	21.83
7/13/16 16:30	22.03
7/13/16 16:40	22.29
7/13/16 16:50	22.41
7/13/16 17:00	22.66
7/13/16 17:10	22.66
7/13/16 17:20	22.89
7/13/16 17:30	23.11
7/13/16 17:40	23.25
7/13/16 17:50	23.26
7/13/16 18:00	23.24
7/13/16 18:10	23.48
7/13/16 18:20	23.55

Date	Temp (°C)
7/13/16 18:30	23.64
7/13/16 18:40	23.72
7/13/16 18:50	23.69
7/13/16 19:00	23.82
7/13/16 19:10	23.91
7/13/16 19:20	23.97
7/13/16 19:30	24.03
7/13/16 19:40	24.09
7/13/16 19:50	24.14
7/13/16 20:00	24.19
7/13/16 20:10	24.23
7/13/16 20:20	24.26
7/13/16 20:30	24.26
7/13/16 20:40	24.25
7/13/16 20:50	24.21
7/13/16 21:00	24.18
7/13/16 21:10	24.13
7/13/16 21:20	24.09
7/13/16 21:30	24.03
7/13/16 21:40	23.97
7/13/16 21:50	23.93
7/13/16 22:00	23.87
7/13/16 22:10	23.81
7/13/16 22:20	23.75
7/13/16 22:30	23.69
7/13/16 22:40	23.63
7/13/16 22:50	23.55
7/13/16 23:00	23.49
7/13/16 23:10	23.41
7/13/16 23:20	23.34
7/13/16 23:30	23.27
7/13/16 23:40	23.21
7/13/16 23:50	23.14
7/14/16 0:00	23.08
7/14/16 0:10	23.03
7/14/16 0:20	22.97
7/14/16 0:30	22.91
7/14/16 0:40	22.87
7/14/16 0:50	22.82
7/14/16 1:00	22.76

Date	Temp (°C)
7/14/16 1:10	22.71
7/14/16 1:20	22.66
7/14/16 1:30	22.60
7/14/16 1:40	22.57
7/14/16 1:50	22.52
7/14/16 2:00	22.47
7/14/16 2:10	22.43
7/14/16 2:20	22.38
7/14/16 2:30	22.34
7/14/16 2:40	22.30
7/14/16 2:50	22.27
7/14/16 3:00	22.23
7/14/16 3:10	22.20
7/14/16 3:20	22.17
7/14/16 3:30	22.14
7/14/16 3:40	22.10
7/14/16 3:50	22.07
7/14/16 4:00	22.03
7/14/16 4:10	21.99
7/14/16 4:20	21.95
7/14/16 4:30	21.92
7/14/16 4:40	21.88
7/14/16 4:50	21.83
7/14/16 5:00	21.79
7/14/16 5:10	21.75
7/14/16 5:20	21.71
7/14/16 5:30	21.67
7/14/16 5:40	21.63
7/14/16 5:50	21.59
7/14/16 6:00	21.56
7/14/16 6:10	21.52
7/14/16 6:20	21.49
7/14/16 6:30	21.47
7/14/16 6:40	21.44
7/14/16 6:50	21.42
7/14/16 7:00	21.40
7/14/16 7:10	21.37
7/14/16 7:20	21.35
7/14/16 7:30	21.33
7/14/16 7:40	21.33

Key: Temp > 25°C

Date	Temp (°C)
7/14/16 7:50	21.32
7/14/16 8:00	21.32
7/14/16 8:10	21.32
7/14/16 8:20	21.34
7/14/16 8:30	21.37
7/14/16 8:40	21.41
7/14/16 8:50	21.46
7/14/16 9:00	21.53
7/14/16 9:10	21.59
7/14/16 9:20	21.71
7/14/16 9:30	21.84
7/14/16 9:40	21.93
7/14/16 9:50	22.02
7/14/16 10:00	22.15
7/14/16 10:10	22.19
7/14/16 10:20	22.30
7/14/16 10:30	22.42
7/14/16 10:40	22.55
7/14/16 10:50	22.69
7/14/16 11:00	22.83
7/14/16 11:10	22.96
7/14/16 11:20	23.09
7/14/16 11:30	23.23
7/14/16 11:40	23.34
7/14/16 11:50	23.47
7/14/16 12:00	23.69
7/14/16 12:10	23.82
7/14/16 12:20	24.00
7/14/16 12:30	24.22
7/14/16 12:40	24.40
7/14/16 12:50	24.18
7/14/16 13:00	24.44
7/14/16 13:10	24.18
7/14/16 13:20	23.50
7/14/16 13:30	21.14
7/14/16 13:40	20.31
7/14/16 13:50	19.93
7/14/16 14:00	19.72
7/14/16 14:10	19.64
7/14/16 14:20	19.61

Date	Temp (°C)
7/14/16 14:30	19.61
7/14/16 14:40	19.66
7/14/16 14:50	19.75
7/14/16 15:00	19.94
7/14/16 15:10	20.13
7/14/16 15:20	20.39
7/14/16 15:30	20.68
7/14/16 15:40	21.04
7/14/16 15:50	21.31
7/14/16 16:00	21.40
7/14/16 16:10	21.77
7/14/16 16:20	22.02
7/14/16 16:30	22.10
7/14/16 16:40	22.32
7/14/16 16:50	22.66
7/14/16 17:00	22.75
7/14/16 17:10	22.88
7/14/16 17:20	23.21
7/14/16 17:30	23.35
7/14/16 17:40	23.49
7/14/16 17:50	23.52
7/14/16 18:00	23.58
7/14/16 18:10	23.65
7/14/16 18:20	23.74
7/14/16 18:30	23.77
7/14/16 18:40	23.79
7/14/16 18:50	23.85
7/14/16 19:00	23.90
7/14/16 19:10	23.92
7/14/16 19:20	23.94
7/14/16 19:30	23.95
7/14/16 19:40	23.97
7/14/16 19:50	24.03
7/14/16 20:00	24.05
7/14/16 20:10	24.11
7/14/16 20:20	24.14
7/14/16 20:30	24.16
7/14/16 20:40	24.17
7/14/16 20:50	24.16
7/14/16 21:00	24.12

Date	Temp (°C)
7/14/16 21:10	24.09
7/14/16 21:20	24.06
7/14/16 21:30	24.03
7/14/16 21:40	24.00
7/14/16 21:50	23.97
7/14/16 22:00	23.90
7/14/16 22:10	23.88
7/14/16 22:20	23.84
7/14/16 22:30	23.78
7/14/16 22:40	23.74
7/14/16 22:50	23.69
7/14/16 23:00	23.63
7/14/16 23:10	23.56
7/14/16 23:20	23.50
7/14/16 23:30	23.44
7/14/16 23:40	23.38
7/14/16 23:50	23.31
7/15/16 0:00	23.26
7/15/16 0:10	23.20
7/15/16 0:20	23.14
7/15/16 0:30	23.09
7/15/16 0:40	23.01
7/15/16 0:50	22.95
7/15/16 1:00	22.87
7/15/16 1:10	22.80
7/15/16 1:20	22.72
7/15/16 1:30	22.66
7/15/16 1:40	22.59
7/15/16 1:50	22.51
7/15/16 2:00	22.46
7/15/16 2:10	22.40
7/15/16 2:20	22.34
7/15/16 2:30	22.28
7/15/16 2:40	22.23
7/15/16 2:50	22.19
7/15/16 3:00	22.14
7/15/16 3:10	22.09
7/15/16 3:20	22.04
7/15/16 3:30	21.99
7/15/16 3:40	21.95

Key: Temp > 25°C

Date	Temp (°C)
7/15/16 3:50	21.92
7/15/16 4:00	21.87
7/15/16 4:10	21.83
7/15/16 4:20	21.79
7/15/16 4:30	21.76
7/15/16 4:40	21.73
7/15/16 4:50	21.70
7/15/16 5:00	21.67
7/15/16 5:10	21.65
7/15/16 5:20	21.62
7/15/16 5:30	21.61
7/15/16 5:40	21.58
7/15/16 5:50	21.56
7/15/16 6:00	21.53
7/15/16 6:10	21.51
7/15/16 6:20	21.50
7/15/16 6:30	21.48
7/15/16 6:40	21.48
7/15/16 6:50	21.47
7/15/16 7:00	21.46
7/15/16 7:10	21.45
7/15/16 7:20	21.45
7/15/16 7:30	21.43
7/15/16 7:40	21.43
7/15/16 7:50	21.43
7/15/16 8:00	21.42
7/15/16 8:10	21.42
7/15/16 8:20	21.43
7/15/16 8:30	21.45
7/15/16 8:40	21.50
7/15/16 8:50	21.54
7/15/16 9:00	21.62
7/15/16 9:10	21.65
7/15/16 9:20	21.67
7/15/16 9:30	21.71
7/15/16 9:40	21.72
7/15/16 9:50	21.74
7/15/16 10:00	21.80
7/15/16 10:10	21.84
7/15/16 10:20	21.89

Date	Temp (°C)
7/15/16 10:30	21.94
7/15/16 10:40	21.95
7/15/16 10:50	22.08
7/15/16 11:00	22.24
7/15/16 11:10	22.27
7/15/16 11:20	22.39
7/15/16 11:30	22.49
7/15/16 11:40	22.55
7/15/16 11:50	22.74
7/15/16 12:00	22.95
7/15/16 12:10	23.05
7/15/16 12:20	23.19
7/15/16 12:30	23.42
7/15/16 12:40	23.64
7/15/16 12:50	23.57
7/15/16 13:00	23.51
7/15/16 13:10	23.20
7/15/16 13:20	22.04
7/15/16 13:30	20.21
7/15/16 13:40	19.74
7/15/16 13:50	19.52
7/15/16 14:00	19.38
7/15/16 14:10	19.34
7/15/16 14:20	19.30
7/15/16 14:30	19.27
7/15/16 14:40	19.24
7/15/16 14:50	19.22
7/15/16 15:00	19.16
7/15/16 15:10	19.10
7/15/16 15:20	19.16
7/15/16 15:30	19.26
7/15/16 15:40	19.31
7/15/16 15:50	19.45
7/15/16 16:00	19.49
7/15/16 16:10	19.62
7/15/16 16:20	19.65
7/15/16 16:30	19.70
7/15/16 16:40	19.76
7/15/16 16:50	19.76
7/15/16 17:00	19.57

Date	Temp (°C)
7/15/16 17:10	19.52
7/15/16 17:20	19.52
7/15/16 17:30	19.52
7/15/16 17:40	19.52
7/15/16 17:50	19.37
7/15/16 18:00	19.08
7/15/16 18:10	18.85
7/15/16 18:20	18.79
7/15/16 18:30	18.74
7/15/16 18:40	18.71
7/15/16 18:50	18.61
7/15/16 19:00	18.51
7/15/16 19:10	18.46
7/15/16 19:20	18.39
7/15/16 19:30	18.35
7/15/16 19:40	18.36
7/15/16 19:50	18.37
7/15/16 20:00	18.37
7/15/16 20:10	18.39
7/15/16 20:20	18.41
7/15/16 20:30	18.42
7/15/16 20:40	18.43
7/15/16 20:50	18.44
7/15/16 21:00	18.45
7/15/16 21:10	18.46
7/15/16 21:20	18.47
7/15/16 21:30	18.47
7/15/16 21:40	18.49
7/15/16 21:50	18.50
7/15/16 22:00	18.50
7/15/16 22:10	18.51
7/15/16 22:20	18.51
7/15/16 22:30	18.51
7/15/16 22:40	18.51
7/15/16 22:50	18.52
7/15/16 23:00	18.52
7/15/16 23:10	18.51
7/15/16 23:20	18.53
7/15/16 23:30	18.57
7/15/16 23:40	18.62

Key: Temp > 25°C

Date	Temp (°C)
7/15/16 23:50	18.69
7/16/16 0:00	18.77
7/16/16 0:10	18.87
7/16/16 0:20	18.99
7/16/16 0:30	19.10
7/16/16 0:40	19.20
7/16/16 0:50	19.33
7/16/16 1:00	19.42
7/16/16 1:10	19.50
7/16/16 1:20	19.59
7/16/16 1:30	19.67
7/16/16 1:40	19.77
7/16/16 1:50	19.81
7/16/16 2:00	19.87
7/16/16 2:10	19.92
7/16/16 2:20	19.97
7/16/16 2:30	20.00
7/16/16 2:40	20.02
7/16/16 2:50	20.05
7/16/16 3:00	20.07
7/16/16 3:10	20.07
7/16/16 3:20	20.07
7/16/16 3:30	20.09
7/16/16 3:40	20.09
7/16/16 3:50	20.10
7/16/16 4:00	20.08
7/16/16 4:10	20.06
7/16/16 4:20	20.07
7/16/16 4:30	20.06
7/16/16 4:40	20.05
7/16/16 4:50	20.03
7/16/16 5:00	20.01
7/16/16 5:10	20.01
7/16/16 5:20	19.98
7/16/16 5:30	19.98
7/16/16 5:40	19.97
7/16/16 5:50	19.96
7/16/16 6:00	19.93
7/16/16 6:10	19.91
7/16/16 6:20	19.88

Date	Temp (°C)
7/16/16 6:30	19.86
7/16/16 6:40	19.85
7/16/16 6:50	19.84
7/16/16 7:00	19.84
7/16/16 7:10	19.85
7/16/16 7:20	19.85
7/16/16 7:30	19.85
7/16/16 7:40	19.87
7/16/16 7:50	19.87
7/16/16 8:00	19.87
7/16/16 8:10	19.90
7/16/16 8:20	19.92
7/16/16 8:30	19.98
7/16/16 8:40	20.02
7/16/16 8:50	20.07
7/16/16 9:00	20.12
7/16/16 9:10	20.16
7/16/16 9:20	20.23
7/16/16 9:30	20.32
7/16/16 9:40	20.43
7/16/16 9:50	20.52
7/16/16 10:00	20.63
7/16/16 10:10	20.75
7/16/16 10:20	20.87
7/16/16 10:30	21.00
7/16/16 10:40	21.10
7/16/16 10:50	21.17
7/16/16 11:00	21.26
7/16/16 11:10	21.38
7/16/16 11:20	21.56
7/16/16 11:30	21.76
7/16/16 11:40	22.02
7/16/16 11:50	22.16
7/16/16 12:00	22.27
7/16/16 12:10	22.47
7/16/16 12:20	22.56
7/16/16 12:30	22.63
7/16/16 12:40	22.74
7/16/16 12:50	22.71
7/16/16 13:00	22.77

Date	Temp (°C)
7/16/16 13:10	22.79
7/16/16 13:20	22.30
7/16/16 13:30	20.22
7/16/16 13:40	19.43
7/16/16 13:50	19.20
7/16/16 14:00	18.94
7/16/16 14:10	18.83
7/16/16 14:20	18.81
7/16/16 14:30	18.77
7/16/16 14:40	18.77
7/16/16 14:50	18.83
7/16/16 15:00	18.83
7/16/16 15:10	18.94
7/16/16 15:20	19.10
7/16/16 15:30	19.26
7/16/16 15:40	19.44
7/16/16 15:50	19.64
7/16/16 16:00	19.66
7/16/16 16:10	19.73
7/16/16 16:20	19.87
7/16/16 16:30	19.95
7/16/16 16:40	20.06
7/16/16 16:50	20.16
7/16/16 17:00	20.48
7/16/16 17:10	20.63
7/16/16 17:20	20.62
7/16/16 17:30	20.74
7/16/16 17:40	20.79
7/16/16 17:50	20.79
7/16/16 18:00	20.81
7/16/16 18:10	20.81
7/16/16 18:20	20.98
7/16/16 18:30	21.12
7/16/16 18:40	21.07
7/16/16 18:50	21.14
7/16/16 19:00	21.09
7/16/16 19:10	21.12
7/16/16 19:20	21.13
7/16/16 19:30	21.09
7/16/16 19:40	21.06

Key: Temp > 25°C

Date	Temp (°C)
7/16/16 19:50	21.06
7/16/16 20:00	21.03
7/16/16 20:10	20.99
7/16/16 20:20	20.98
7/16/16 20:30	20.97
7/16/16 20:40	20.97
7/16/16 20:50	20.97
7/16/16 21:00	21.00
7/16/16 21:10	21.02
7/16/16 21:20	21.04
7/16/16 21:30	21.05
7/16/16 21:40	21.07
7/16/16 21:50	21.08
7/16/16 22:00	21.11
7/16/16 22:10	21.14
7/16/16 22:20	21.15
7/16/16 22:30	21.18
7/16/16 22:40	21.18
7/16/16 22:50	21.20
7/16/16 23:00	21.18
7/16/16 23:10	21.16
7/16/16 23:20	21.13
7/16/16 23:30	21.10
7/16/16 23:40	21.07
7/16/16 23:50	21.03
7/17/16 0:00	20.98
7/17/16 0:10	20.93
7/17/16 0:20	20.89
7/17/16 0:30	20.84
7/17/16 0:40	20.79
7/17/16 0:50	20.74
7/17/16 1:00	20.68
7/17/16 1:10	20.62
7/17/16 1:20	20.58
7/17/16 1:30	20.54
7/17/16 1:40	20.49
7/17/16 1:50	20.44
7/17/16 2:00	20.39
7/17/16 2:10	20.34
7/17/16 2:20	20.28

Date	Temp (°C)
7/17/16 2:30	20.22
7/17/16 2:40	20.17
7/17/16 2:50	20.12
7/17/16 3:00	20.05
7/17/16 3:10	20.00
7/17/16 3:20	19.96
7/17/16 3:30	19.91
7/17/16 3:40	19.86
7/17/16 3:50	19.82
7/17/16 4:00	19.78
7/17/16 4:10	19.75
7/17/16 4:20	19.71
7/17/16 4:30	19.68
7/17/16 4:40	19.64
7/17/16 4:50	19.60
7/17/16 5:00	19.57
7/17/16 5:10	19.53
7/17/16 5:20	19.49
7/17/16 5:30	19.44
7/17/16 5:40	19.39
7/17/16 5:50	19.34
7/17/16 6:00	19.29
7/17/16 6:10	19.26
7/17/16 6:20	19.23
7/17/16 6:30	19.19
7/17/16 6:40	19.17
7/17/16 6:50	19.16
7/17/16 7:00	19.14
7/17/16 7:10	19.13
7/17/16 7:20	19.11
7/17/16 7:30	19.11
7/17/16 7:40	19.10
7/17/16 7:50	19.10
7/17/16 8:00	19.09
7/17/16 8:10	19.10
7/17/16 8:20	19.11
7/17/16 8:30	19.11
7/17/16 8:40	19.13
7/17/16 8:50	19.18
7/17/16 9:00	19.25

Date	Temp (°C)
7/17/16 9:10	19.36
7/17/16 9:20	19.49
7/17/16 9:30	19.64
7/17/16 9:40	19.73
7/17/16 9:50	19.84
7/17/16 10:00	19.94
7/17/16 10:10	20.08
7/17/16 10:20	20.19
7/17/16 10:30	20.36
7/17/16 10:40	20.51
7/17/16 10:50	20.71
7/17/16 11:00	20.86
7/17/16 11:10	20.97
7/17/16 11:20	21.18
7/17/16 11:30	21.41
7/17/16 11:40	21.63
7/17/16 11:50	21.85
7/17/16 12:00	22.16
7/17/16 12:10	22.38
7/17/16 12:20	22.67
7/17/16 12:30	22.94
7/17/16 12:40	23.24
7/17/16 12:50	23.04
7/17/16 13:00	22.79
7/17/16 13:10	22.71
7/17/16 13:20	22.29
7/17/16 13:30	20.45
7/17/16 13:40	19.89
7/17/16 13:50	19.76
7/17/16 14:00	19.65
7/17/16 14:10	19.58
7/17/16 14:20	19.61
7/17/16 14:30	19.72
7/17/16 14:40	19.83
7/17/16 14:50	19.94
7/17/16 15:00	20.13
7/17/16 15:10	20.39
7/17/16 15:20	20.49
7/17/16 15:30	20.81
7/17/16 15:40	21.08

Key: Temp > 25°C

Date	Temp (°C)
7/17/16 15:50	21.11
7/17/16 16:00	21.45
7/17/16 16:10	21.61
7/17/16 16:20	21.84
7/17/16 16:30	21.96
7/17/16 16:40	22.15
7/17/16 16:50	22.37
7/17/16 17:00	22.60
7/17/16 17:10	22.75
7/17/16 17:20	22.87
7/17/16 17:30	23.12
7/17/16 17:40	23.25
7/17/16 17:50	23.32
7/17/16 18:00	23.45
7/17/16 18:10	23.60
7/17/16 18:20	23.66
7/17/16 18:30	23.71
7/17/16 18:40	23.72
7/17/16 18:50	23.74
7/17/16 19:00	23.74
7/17/16 19:10	23.71
7/17/16 19:20	23.62
7/17/16 19:30	23.53
7/17/16 19:40	23.46
7/17/16 19:50	23.39
7/17/16 20:00	23.33
7/17/16 20:10	23.29
7/17/16 20:20	23.24
7/17/16 20:30	23.20
7/17/16 20:40	23.14
7/17/16 20:50	23.08
7/17/16 21:00	23.02
7/17/16 21:10	22.94
7/17/16 21:20	22.87
7/17/16 21:30	22.80
7/17/16 21:40	22.73
7/17/16 21:50	22.67
7/17/16 22:00	22.62
7/17/16 22:10	22.57
7/17/16 22:20	22.50

Date	Temp (°C)
7/17/16 22:30	22.45
7/17/16 22:40	22.39
7/17/16 22:50	22.34
7/17/16 23:00	22.28
7/17/16 23:10	22.22
7/17/16 23:20	22.16
7/17/16 23:30	22.10
7/17/16 23:40	22.04
7/17/16 23:50	21.98
7/18/16 0:00	21.91
7/18/16 0:10	21.84
7/18/16 0:20	21.77
7/18/16 0:30	21.70
7/18/16 0:40	21.64
7/18/16 0:50	21.57
7/18/16 1:00	21.50
7/18/16 1:10	21.42
7/18/16 1:20	21.35
7/18/16 1:30	21.28
7/18/16 1:40	21.21
7/18/16 1:50	21.14
7/18/16 2:00	21.06
7/18/16 2:10	21.00
7/18/16 2:20	20.93
7/18/16 2:30	20.87
7/18/16 2:40	20.81
7/18/16 2:50	20.74
7/18/16 3:00	20.67
7/18/16 3:10	20.61
7/18/16 3:20	20.54
7/18/16 3:30	20.48
7/18/16 3:40	20.42
7/18/16 3:50	20.36
7/18/16 4:00	20.30
7/18/16 4:10	20.25
7/18/16 4:20	20.19
7/18/16 4:30	20.13
7/18/16 4:40	20.08
7/18/16 4:50	20.03
7/18/16 5:00	19.98

Date	Temp (°C)
7/18/16 5:10	19.93
7/18/16 5:20	19.88
7/18/16 5:30	19.83
7/18/16 5:40	19.78
7/18/16 5:50	19.73
7/18/16 6:00	19.69
7/18/16 6:10	19.65
7/18/16 6:20	19.61
7/18/16 6:30	19.57
7/18/16 6:40	19.53
7/18/16 6:50	19.51
7/18/16 7:00	19.49
7/18/16 7:10	19.47
7/18/16 7:20	19.46
7/18/16 7:30	19.46
7/18/16 7:40	19.47
7/18/16 7:50	19.48
7/18/16 8:00	19.50
7/18/16 8:10	19.55
7/18/16 8:20	19.59
7/18/16 8:30	19.67
7/18/16 8:40	19.76
7/18/16 8:50	19.83
7/18/16 9:00	19.88
7/18/16 9:10	19.94
7/18/16 9:20	20.02
7/18/16 9:30	20.13
7/18/16 9:40	20.27
7/18/16 9:50	20.35
7/18/16 10:00	20.45
7/18/16 10:10	20.65
7/18/16 10:20	20.81
7/18/16 10:30	20.99
7/18/16 10:40	21.24
7/18/16 10:50	21.44
7/18/16 11:00	21.69
7/18/16 11:10	21.86
7/18/16 11:20	22.02
7/18/16 11:30	22.13
7/18/16 11:40	22.12

Key: Temp > 25°C

Date	Temp (°C)
7/18/16 11:50	22.22
7/18/16 12:00	22.26
7/18/16 12:10	22.23
7/18/16 12:20	22.19
7/18/16 12:30	22.20
7/18/16 12:40	22.17
7/18/16 12:50	22.03
7/18/16 13:00	22.08
7/18/16 13:10	22.16
7/18/16 13:20	21.55
7/18/16 13:30	19.56
7/18/16 13:40	18.74
7/18/16 13:50	18.44
7/18/16 14:00	18.23
7/18/16 14:10	18.16
7/18/16 14:20	18.17
7/18/16 14:30	18.19
7/18/16 14:40	18.23
7/18/16 14:50	18.30
7/18/16 15:00	18.37
7/18/16 15:10	18.49
7/18/16 15:20	18.60
7/18/16 15:30	18.75
7/18/16 15:40	18.93
7/18/16 15:50	19.12
7/18/16 16:00	19.35
7/18/16 16:10	19.63
7/18/16 16:20	19.90
7/18/16 16:30	20.17
7/18/16 16:40	20.35
7/18/16 16:50	20.47
7/18/16 17:00	20.73
7/18/16 17:10	20.95
7/18/16 17:20	21.08
7/18/16 17:30	21.31
7/18/16 17:40	21.48
7/18/16 17:50	21.62
7/18/16 18:00	21.77
7/18/16 18:10	21.87
7/18/16 18:20	21.91

Date	Temp (°C)
7/18/16 18:30	22.03
7/18/16 18:40	22.11
7/18/16 18:50	22.15
7/18/16 19:00	22.20
7/18/16 19:10	22.22
7/18/16 19:20	22.18
7/18/16 19:30	22.12
7/18/16 19:40	22.06
7/18/16 19:50	22.02
7/18/16 20:00	21.96
7/18/16 20:10	21.91
7/18/16 20:20	21.85
7/18/16 20:30	21.78
7/18/16 20:40	21.70
7/18/16 20:50	21.64
7/18/16 21:00	21.57
7/18/16 21:10	21.51
7/18/16 21:20	21.46
7/18/16 21:30	21.42
7/18/16 21:40	21.40
7/18/16 21:50	21.39
7/18/16 22:00	21.37
7/18/16 22:10	21.37
7/18/16 22:20	21.37
7/18/16 22:30	21.36
7/18/16 22:40	21.37
7/18/16 22:50	21.37
7/18/16 23:00	21.36
7/18/16 23:10	21.36
7/18/16 23:20	21.34
7/18/16 23:30	21.32
7/18/16 23:40	21.30
7/18/16 23:50	21.27
7/19/16 0:00	21.26
7/19/16 0:10	21.22
7/19/16 0:20	21.20
7/19/16 0:30	21.17
7/19/16 0:40	21.13
7/19/16 0:50	21.10
7/19/16 1:00	21.07

Date	Temp (°C)
7/19/16 1:10	21.03
7/19/16 1:20	20.99
7/19/16 1:30	20.95
7/19/16 1:40	20.90
7/19/16 1:50	20.86
7/19/16 2:00	20.82
7/19/16 2:10	20.78
7/19/16 2:20	20.74
7/19/16 2:30	20.71
7/19/16 2:40	20.67
7/19/16 2:50	20.63
7/19/16 3:00	20.59
7/19/16 3:10	20.55
7/19/16 3:20	20.51
7/19/16 3:30	20.47
7/19/16 3:40	20.44
7/19/16 3:50	20.41
7/19/16 4:00	20.39
7/19/16 4:10	20.37
7/19/16 4:20	20.35
7/19/16 4:30	20.33
7/19/16 4:40	20.32
7/19/16 4:50	20.30
7/19/16 5:00	20.28
7/19/16 5:10	20.27
7/19/16 5:20	20.25
7/19/16 5:30	20.23
7/19/16 5:40	20.21
7/19/16 5:50	20.21
7/19/16 6:00	20.19
7/19/16 6:10	20.19
7/19/16 6:20	20.18
7/19/16 6:30	20.17
7/19/16 6:40	20.15
7/19/16 6:50	20.15
7/19/16 7:00	20.15
7/19/16 7:10	20.16
7/19/16 7:20	20.17
7/19/16 7:30	20.20
7/19/16 7:40	20.22

Key: Temp > 25°C

Date	Temp (°C)
7/19/16 7:50	20.26
7/19/16 8:00	20.29
7/19/16 8:10	20.35
7/19/16 8:20	20.40
7/19/16 8:30	20.43
7/19/16 8:40	20.49
7/19/16 8:50	20.55
7/19/16 9:00	20.57
7/19/16 9:10	20.63
7/19/16 9:20	20.73
7/19/16 9:30	20.83
7/19/16 9:40	20.99
7/19/16 9:50	21.10
7/19/16 10:00	21.28
7/19/16 10:10	21.46
7/19/16 10:20	21.60
7/19/16 10:30	21.76
7/19/16 10:40	21.94
7/19/16 10:50	22.07
7/19/16 11:00	22.16
7/19/16 11:10	22.32
7/19/16 11:20	22.50
7/19/16 11:30	22.68
7/19/16 11:40	22.82
7/19/16 11:50	22.91
7/19/16 12:00	23.10
7/19/16 12:10	23.25
7/19/16 12:20	23.41
7/19/16 12:30	23.68
7/19/16 12:40	23.76
7/19/16 12:50	23.98
7/19/16 13:00	24.21
7/19/16 13:10	24.40
7/19/16 13:20	24.51
7/19/16 13:30	24.84
7/19/16 13:40	25.03
7/19/16 13:50	25.21
7/19/16 14:00	25.30
7/19/16 14:10	25.63
7/19/16 14:20	25.18

Date	Temp (°C)
7/19/16 14:30	25.49
7/19/16 14:40	25.20
7/19/16 14:50	23.86
7/19/16 15:00	21.46
7/19/16 15:10	20.89
7/19/16 15:20	20.48
7/19/16 15:30	20.28
7/19/16 15:40	20.18
7/19/16 15:50	20.09
7/19/16 16:00	19.95
7/19/16 16:10	19.88
7/19/16 16:20	19.77
7/19/16 16:30	19.77
7/19/16 16:40	20.00
7/19/16 16:50	20.13
7/19/16 17:00	20.33
7/19/16 17:10	20.32
7/19/16 17:20	20.61
7/19/16 17:30	20.77
7/19/16 17:40	20.88
7/19/16 17:50	20.93
7/19/16 18:00	20.96
7/19/16 18:10	21.17
7/19/16 18:20	21.22
7/19/16 18:30	21.31
7/19/16 18:40	21.45
7/19/16 18:50	21.44
7/19/16 19:00	21.50
7/19/16 19:10	21.49
7/19/16 19:20	21.43
7/19/16 19:30	21.38
7/19/16 19:40	21.34
7/19/16 19:50	21.29
7/19/16 20:00	21.23
7/19/16 20:10	21.18
7/19/16 20:20	21.14
7/19/16 20:30	21.08
7/19/16 20:40	21.02
7/19/16 20:50	20.97
7/19/16 21:00	20.94

Date	Temp (°C)
7/19/16 21:10	20.92
7/19/16 21:20	20.92
7/19/16 21:30	20.94
7/19/16 21:40	20.98
7/19/16 21:50	21.03
7/19/16 22:00	21.07
7/19/16 22:10	21.12
7/19/16 22:20	21.18
7/19/16 22:30	21.23
7/19/16 22:40	21.26
7/19/16 22:50	21.28
7/19/16 23:00	21.31
7/19/16 23:10	21.33
7/19/16 23:20	21.35
7/19/16 23:30	21.34
7/19/16 23:40	21.33
7/19/16 23:50	21.32
7/20/16 0:00	21.31
7/20/16 0:10	21.28
7/20/16 0:20	21.25
7/20/16 0:30	21.22
7/20/16 0:40	21.18
7/20/16 0:50	21.13
7/20/16 1:00	21.09
7/20/16 1:10	21.06
7/20/16 1:20	21.00
7/20/16 1:30	20.95
7/20/16 1:40	20.91
7/20/16 1:50	20.86
7/20/16 2:00	20.81
7/20/16 2:10	20.76
7/20/16 2:20	20.72
7/20/16 2:30	20.67
7/20/16 2:40	20.63
7/20/16 2:50	20.59
7/20/16 3:00	20.54
7/20/16 3:10	20.50
7/20/16 3:20	20.44
7/20/16 3:30	20.39
7/20/16 3:40	20.34

Key: Temp > 25°C

Date	Temp (°C)
7/20/16 3:50	20.30
7/20/16 4:00	20.25
7/20/16 4:10	20.19
7/20/16 4:20	20.15
7/20/16 4:30	20.10
7/20/16 4:40	20.05
7/20/16 4:50	20.01
7/20/16 5:00	19.96
7/20/16 5:10	19.91
7/20/16 5:20	19.85
7/20/16 5:30	19.81
7/20/16 5:40	19.76
7/20/16 5:50	19.71
7/20/16 6:00	19.66
7/20/16 6:10	19.60
7/20/16 6:20	19.55
7/20/16 6:30	19.51
7/20/16 6:40	19.47
7/20/16 6:50	19.42
7/20/16 7:00	19.38
7/20/16 7:10	19.33
7/20/16 7:20	19.28
7/20/16 7:30	19.24
7/20/16 7:40	19.21
7/20/16 7:50	19.19
7/20/16 8:00	19.18
7/20/16 8:10	19.18
7/20/16 8:20	19.18
7/20/16 8:30	19.19
7/20/16 8:40	19.22
7/20/16 8:50	19.27
7/20/16 9:00	19.34
7/20/16 9:10	19.44
7/20/16 9:20	19.54
7/20/16 9:30	19.66
7/20/16 9:40	19.79
7/20/16 9:50	19.92
7/20/16 10:00	20.04
7/20/16 10:10	20.19
7/20/16 10:20	20.32

Date	Temp (°C)
7/20/16 10:30	20.45
7/20/16 10:40	20.61
7/20/16 10:50	20.78
7/20/16 11:00	20.93
7/20/16 11:10	21.11
7/20/16 11:20	21.29
7/20/16 11:30	21.43
7/20/16 11:40	21.63
7/20/16 11:50	21.85
7/20/16 12:00	22.07
7/20/16 12:10	22.30
7/20/16 12:20	22.54
7/20/16 12:30	22.78
7/20/16 12:40	22.97
7/20/16 12:50	23.14
7/20/16 13:00	23.41
7/20/16 13:10	23.59
7/20/16 13:20	23.79
7/20/16 13:30	23.97
7/20/16 13:40	24.23
7/20/16 13:50	24.41
7/20/16 14:00	24.62
7/20/16 14:10	24.81
7/20/16 14:20	24.64
7/20/16 14:30	25.00
7/20/16 14:40	24.82
7/20/16 14:50	23.71
7/20/16 15:00	21.41
7/20/16 15:10	20.69
7/20/16 15:20	20.27
7/20/16 15:30	19.97
7/20/16 15:40	19.79
7/20/16 15:50	19.66
7/20/16 16:00	19.57
7/20/16 16:10	19.55
7/20/16 16:20	19.58
7/20/16 16:30	19.64
7/20/16 16:40	19.75
7/20/16 16:50	19.87
7/20/16 17:00	20.01

Date	Temp (°C)
7/20/16 17:10	20.16
7/20/16 17:20	20.33
7/20/16 17:30	20.50
7/20/16 17:40	20.59
7/20/16 17:50	20.71
7/20/16 18:00	20.86
7/20/16 18:10	20.88
7/20/16 18:20	20.99
7/20/16 18:30	21.04
7/20/16 18:40	21.08
7/20/16 18:50	21.12
7/20/16 19:00	21.15
7/20/16 19:10	21.15
7/20/16 19:20	21.06
7/20/16 19:30	21.01
7/20/16 19:40	20.97
7/20/16 19:50	20.93
7/20/16 20:00	20.87
7/20/16 20:10	20.80
7/20/16 20:20	20.73
7/20/16 20:30	20.64
7/20/16 20:40	20.54
7/20/16 20:50	20.43
7/20/16 21:00	20.31
7/20/16 21:10	20.19
7/20/16 21:20	20.06
7/20/16 21:30	19.95
7/20/16 21:40	19.85
7/20/16 21:50	19.76
7/20/16 22:00	19.69
7/20/16 22:10	19.63
7/20/16 22:20	19.58
7/20/16 22:30	19.56
7/20/16 22:40	19.52
7/20/16 22:50	19.53
7/20/16 23:00	19.51
7/20/16 23:10	19.50
7/20/16 23:20	19.51
7/20/16 23:30	19.51
7/20/16 23:40	19.50

Key: Temp > 25°C

Date	Temp (°C)
7/20/16 23:50	19.49
7/21/16 0:00	19.48
7/21/16 0:10	19.46
7/21/16 0:20	19.44
7/21/16 0:30	19.42
7/21/16 0:40	19.40
7/21/16 0:50	19.38
7/21/16 1:00	19.35
7/21/16 1:10	19.31
7/21/16 1:20	19.28
7/21/16 1:30	19.21
7/21/16 1:40	19.19
7/21/16 1:50	19.14
7/21/16 2:00	19.08
7/21/16 2:10	19.04
7/21/16 2:20	18.99
7/21/16 2:30	18.94
7/21/16 2:40	18.89
7/21/16 2:50	18.82
7/21/16 3:00	18.76
7/21/16 3:10	18.71
7/21/16 3:20	18.64
7/21/16 3:30	18.57
7/21/16 3:40	18.52
7/21/16 3:50	18.46
7/21/16 4:00	18.40
7/21/16 4:10	18.33
7/21/16 4:20	18.27
7/21/16 4:30	18.22
7/21/16 4:40	18.16
7/21/16 4:50	18.11
7/21/16 5:00	18.05
7/21/16 5:10	17.99
7/21/16 5:20	17.93
7/21/16 5:30	17.87
7/21/16 5:40	17.81
7/21/16 5:50	17.75
7/21/16 6:00	17.69
7/21/16 6:10	17.65
7/21/16 6:20	17.58

Date	Temp (°C)
7/21/16 6:30	17.53
7/21/16 6:40	17.49
7/21/16 6:50	17.43
7/21/16 7:00	17.40
7/21/16 7:10	17.36
7/21/16 7:20	17.31
7/21/16 7:30	17.28
7/21/16 7:40	17.26
7/21/16 7:50	17.25
7/21/16 8:00	17.23
7/21/16 8:10	17.23
7/21/16 8:20	17.26
7/21/16 8:30	17.27
7/21/16 8:40	17.30
7/21/16 8:50	17.36
7/21/16 9:00	17.44
7/21/16 9:10	17.60
7/21/16 9:20	17.75
7/21/16 9:30	17.90
7/21/16 9:40	18.06
7/21/16 9:50	18.21
7/21/16 10:00	18.39
7/21/16 10:10	18.55
7/21/16 10:20	18.75
7/21/16 10:30	18.93
7/21/16 10:40	19.10
7/21/16 10:50	19.32
7/21/16 11:00	19.51
7/21/16 11:10	19.73
7/21/16 11:20	19.95
7/21/16 11:30	20.16
7/21/16 11:40	20.40
7/21/16 11:50	20.65
7/21/16 12:00	20.92
7/21/16 12:10	21.21
7/21/16 12:20	21.45
7/21/16 12:30	21.71
7/21/16 12:40	21.98
7/21/16 12:50	21.86
7/21/16 13:00	21.76

Date	Temp (°C)
7/21/16 13:10	21.78
7/21/16 13:20	21.29
7/21/16 13:30	19.68
7/21/16 13:40	19.30
7/21/16 13:50	19.17
7/21/16 14:00	19.12
7/21/16 14:10	19.14
7/21/16 14:20	19.18
7/21/16 14:30	19.24
7/21/16 14:40	19.33
7/21/16 14:50	19.48
7/21/16 15:00	19.65
7/21/16 15:10	19.85
7/21/16 15:20	20.12
7/21/16 15:30	20.30
7/21/16 15:40	20.59
7/21/16 15:50	20.82
7/21/16 16:00	21.07
7/21/16 16:10	21.26
7/21/16 16:20	21.47
7/21/16 16:30	21.74
7/21/16 16:40	21.90
7/21/16 16:50	22.09
7/21/16 17:00	22.23
7/21/16 17:10	22.41
7/21/16 17:20	22.54
7/21/16 17:30	22.69
7/21/16 17:40	22.79
7/21/16 17:50	22.87
7/21/16 18:00	22.98
7/21/16 18:10	23.04
7/21/16 18:20	23.10
7/21/16 18:30	23.14
7/21/16 18:40	23.21
7/21/16 18:50	23.23
7/21/16 19:00	23.23
7/21/16 19:10	23.26
7/21/16 19:20	23.23
7/21/16 19:30	23.20
7/21/16 19:40	23.15

Key: Temp > 25°C

Date	Temp (°C)
7/21/16 19:50	23.11
7/21/16 20:00	23.05
7/21/16 20:10	22.98
7/21/16 20:20	22.92
7/21/16 20:30	22.83
7/21/16 20:40	22.74
7/21/16 20:50	22.67
7/21/16 21:00	22.58
7/21/16 21:10	22.51
7/21/16 21:20	22.44
7/21/16 21:30	22.37
7/21/16 21:40	22.31
7/21/16 21:50	22.26
7/21/16 22:00	22.20
7/21/16 22:10	22.15
7/21/16 22:20	22.11
7/21/16 22:30	22.07
7/21/16 22:40	22.02
7/21/16 22:50	21.98
7/21/16 23:00	21.92
7/21/16 23:10	21.88
7/21/16 23:20	21.84
7/21/16 23:30	21.78
7/21/16 23:40	21.72
7/21/16 23:50	21.66
7/22/16 0:00	21.61
7/22/16 0:10	21.55
7/22/16 0:20	21.48
7/22/16 0:30	21.43
7/22/16 0:40	21.37
7/22/16 0:50	21.30
7/22/16 1:00	21.24
7/22/16 1:10	21.17
7/22/16 1:20	21.10
7/22/16 1:30	21.04
7/22/16 1:40	20.96
7/22/16 1:50	20.90
7/22/16 2:00	20.82
7/22/16 2:10	20.76
7/22/16 2:20	20.68

Date	Temp (°C)
7/22/16 2:30	20.61
7/22/16 2:40	20.54
7/22/16 2:50	20.45
7/22/16 3:00	20.36
7/22/16 3:10	20.29
7/22/16 3:20	20.21
7/22/16 3:30	20.14
7/22/16 3:40	20.06
7/22/16 3:50	19.96
7/22/16 4:00	19.90
7/22/16 4:10	19.83
7/22/16 4:20	19.76
7/22/16 4:30	19.69
7/22/16 4:40	19.62
7/22/16 4:50	19.56
7/22/16 5:00	19.50
7/22/16 5:10	19.43
7/22/16 5:20	19.38
7/22/16 5:30	19.31
7/22/16 5:40	19.26
7/22/16 5:50	19.19
7/22/16 6:00	19.12
7/22/16 6:10	19.07
7/22/16 6:20	19.01
7/22/16 6:30	18.95
7/22/16 6:40	18.90
7/22/16 6:50	18.86
7/22/16 7:00	18.81
7/22/16 7:10	18.79
7/22/16 7:20	18.75
7/22/16 7:30	18.73
7/22/16 7:40	18.71
7/22/16 7:50	18.69
7/22/16 8:00	18.69
7/22/16 8:10	18.70
7/22/16 8:20	18.72
7/22/16 8:30	18.75
7/22/16 8:40	18.79
7/22/16 8:50	18.84
7/22/16 9:00	18.88

Date	Temp (°C)
7/22/16 9:10	18.92
7/22/16 9:20	18.97
7/22/16 9:30	19.04
7/22/16 9:40	19.09
7/22/16 9:50	19.22
7/22/16 10:00	19.33
7/22/16 10:10	19.55
7/22/16 10:20	19.75
7/22/16 10:30	20.02
7/22/16 10:40	20.15
7/22/16 10:50	20.30
7/22/16 11:00	20.47
7/22/16 11:10	20.71
7/22/16 11:20	20.98
7/22/16 11:30	21.14
7/22/16 11:40	21.32
7/22/16 11:50	21.41
7/22/16 12:00	21.49
7/22/16 12:10	21.59
7/22/16 12:20	21.73
7/22/16 12:30	21.85
7/22/16 12:40	22.06
7/22/16 12:50	22.33
7/22/16 13:00	21.98
7/22/16 13:10	22.32
7/22/16 13:20	22.24
7/22/16 13:30	20.71
7/22/16 13:40	19.56
7/22/16 13:50	19.23
7/22/16 14:00	18.96
7/22/16 14:10	18.77
7/22/16 14:20	18.65
7/22/16 14:30	18.56
7/22/16 14:40	18.49
7/22/16 14:50	18.41
7/22/16 15:00	18.36
7/22/16 15:10	18.43
7/22/16 15:20	18.46
7/22/16 15:30	18.48
7/22/16 15:40	18.52

Key: Temp > 25°C

Date	Temp (°C)
7/22/16 15:50	18.64
7/22/16 16:00	18.69
7/22/16 16:10	18.78
7/22/16 16:20	19.08
7/22/16 16:30	19.30
7/22/16 16:40	19.38
7/22/16 16:50	19.60
7/22/16 17:00	19.54
7/22/16 17:10	19.77
7/22/16 17:20	19.88
7/22/16 17:30	20.00
7/22/16 17:40	20.17
7/22/16 17:50	20.32
7/22/16 18:00	20.39
7/22/16 18:10	20.48
7/22/16 18:20	20.61
7/22/16 18:30	20.66
7/22/16 18:40	20.75
7/22/16 18:50	20.76
7/22/16 19:00	20.78
7/22/16 19:10	20.79
7/22/16 19:20	20.82
7/22/16 19:30	20.83
7/22/16 19:40	20.84
7/22/16 19:50	20.84
7/22/16 20:00	20.83
7/22/16 20:10	20.81
7/22/16 20:20	20.78
7/22/16 20:30	20.73
7/22/16 20:40	20.69
7/22/16 20:50	20.64
7/22/16 21:00	20.59
7/22/16 21:10	20.53
7/22/16 21:20	20.47
7/22/16 21:30	20.42
7/22/16 21:40	20.38
7/22/16 21:50	20.34
7/22/16 22:00	20.30
7/22/16 22:10	20.28
7/22/16 22:20	20.25

Date	Temp (°C)
7/22/16 22:30	20.24
7/22/16 22:40	20.23
7/22/16 22:50	20.23
7/22/16 23:00	20.22
7/22/16 23:10	20.23
7/22/16 23:20	20.24
7/22/16 23:30	20.24
7/22/16 23:40	20.24
7/22/16 23:50	20.25
7/23/16 0:00	20.25
7/23/16 0:10	20.27
7/23/16 0:20	20.28
7/23/16 0:30	20.29
7/23/16 0:40	20.29
7/23/16 0:50	20.29
7/23/16 1:00	20.29
7/23/16 1:10	20.29
7/23/16 1:20	20.29
7/23/16 1:30	20.28
7/23/16 1:40	20.28
7/23/16 1:50	20.27
7/23/16 2:00	20.26
7/23/16 2:10	20.25
7/23/16 2:20	20.24
7/23/16 2:30	20.22
7/23/16 2:40	20.21
7/23/16 2:50	20.19
7/23/16 3:00	20.18
7/23/16 3:10	20.15
7/23/16 3:20	20.13
7/23/16 3:30	20.10
7/23/16 3:40	20.08
7/23/16 3:50	20.04
7/23/16 4:00	20.02
7/23/16 4:10	19.99
7/23/16 4:20	19.96
7/23/16 4:30	19.94
7/23/16 4:40	19.90
7/23/16 4:50	19.87
7/23/16 5:00	19.84

Date	Temp (°C)
7/23/16 5:10	19.81
7/23/16 5:20	19.76
7/23/16 5:30	19.74
7/23/16 5:40	19.72
7/23/16 5:50	19.69
7/23/16 6:00	19.66
7/23/16 6:10	19.64
7/23/16 6:20	19.62
7/23/16 6:30	19.61
7/23/16 6:40	19.60
7/23/16 6:50	19.59
7/23/16 7:00	19.59
7/23/16 7:10	19.58
7/23/16 7:20	19.59
7/23/16 7:30	19.60
7/23/16 7:40	19.61
7/23/16 7:50	19.62
7/23/16 8:00	19.62
7/23/16 8:10	19.63
7/23/16 8:20	19.64
7/23/16 8:30	19.67
7/23/16 8:40	19.70
7/23/16 8:50	19.74
7/23/16 9:00	19.81
7/23/16 9:10	19.96
7/23/16 9:20	20.16
7/23/16 9:30	20.32
7/23/16 9:40	20.45
7/23/16 9:50	20.58
7/23/16 10:00	20.71
7/23/16 10:10	20.86
7/23/16 10:20	21.00
7/23/16 10:30	21.20
7/23/16 10:40	21.39
7/23/16 10:50	21.63
7/23/16 11:00	21.79
7/23/16 11:10	21.95
7/23/16 11:20	22.17
7/23/16 11:30	22.36
7/23/16 11:40	22.53

Key: Temp > 25°C

Date	Temp (°C)
7/23/16 11:50	22.64
7/23/16 12:00	22.35
7/23/16 12:10	22.31
7/23/16 12:20	22.03
7/23/16 12:30	20.67
7/23/16 12:40	19.66
7/23/16 12:50	19.35
7/23/16 13:00	19.14
7/23/16 13:10	19.11
7/23/16 13:20	19.05
7/23/16 13:30	19.04
7/23/16 13:40	19.10
7/23/16 13:50	19.19
7/23/16 14:00	19.18
7/23/16 14:10	19.12
7/23/16 14:20	19.12
7/23/16 14:30	19.23
7/23/16 14:40	19.28
7/23/16 14:50	19.34
7/23/16 15:00	19.36
7/23/16 15:10	19.53
7/23/16 15:20	19.52
7/23/16 15:30	19.44
7/23/16 15:40	19.36
7/23/16 15:50	19.34
7/23/16 16:00	19.22
7/23/16 16:10	19.15
7/23/16 16:20	19.27
7/23/16 16:30	19.27
7/23/16 16:40	19.08
7/23/16 16:50	19.18
7/23/16 17:00	19.09
7/23/16 17:10	19.01
7/23/16 17:20	18.93
7/23/16 17:30	18.91
7/23/16 17:40	18.86
7/23/16 17:50	18.79
7/23/16 18:00	18.73
7/23/16 18:10	18.69
7/23/16 18:20	18.69

Date	Temp (°C)
7/23/16 18:30	18.68
7/23/16 18:40	18.68
7/23/16 18:50	18.69
7/23/16 19:00	18.69
7/23/16 19:10	18.71
7/23/16 19:20	18.74
7/23/16 19:30	18.77
7/23/16 19:40	18.80
7/23/16 19:50	18.83
7/23/16 20:00	18.87
7/23/16 20:10	18.89
7/23/16 20:20	18.89
7/23/16 20:30	18.88
7/23/16 20:40	18.88
7/23/16 20:50	18.89
7/23/16 21:00	18.89
7/23/16 21:10	18.90
7/23/16 21:20	18.90
7/23/16 21:30	18.90
7/23/16 21:40	18.90
7/23/16 21:50	18.90
7/23/16 22:00	18.91
7/23/16 22:10	18.91
7/23/16 22:20	18.90
7/23/16 22:30	18.91
7/23/16 22:40	18.92
7/23/16 22:50	18.92
7/23/16 23:00	18.92
7/23/16 23:10	18.93
7/23/16 23:20	18.95
7/23/16 23:30	18.97
7/23/16 23:40	19.00
7/23/16 23:50	19.02
7/24/16 0:00	19.04
7/24/16 0:10	19.07
7/24/16 0:20	19.11
7/24/16 0:30	19.15
7/24/16 0:40	19.20
7/24/16 0:50	19.24
7/24/16 1:00	19.29

Date	Temp (°C)
7/24/16 1:10	19.35
7/24/16 1:20	19.40
7/24/16 1:30	19.45
7/24/16 1:40	19.50
7/24/16 1:50	19.56
7/24/16 2:00	19.61
7/24/16 2:10	19.68
7/24/16 2:20	19.73
7/24/16 2:30	19.81
7/24/16 2:40	19.85
7/24/16 2:50	19.90
7/24/16 3:00	19.95
7/24/16 3:10	19.98
7/24/16 3:20	20.03
7/24/16 3:30	20.06
7/24/16 3:40	20.09
7/24/16 3:50	20.13
7/24/16 4:00	20.13
7/24/16 4:10	20.15
7/24/16 4:20	20.16
7/24/16 4:30	20.17
7/24/16 4:40	20.18
7/24/16 4:50	20.19
7/24/16 5:00	20.20
7/24/16 5:10	20.21
7/24/16 5:20	20.21
7/24/16 5:30	20.21
7/24/16 5:40	20.21
7/24/16 5:50	20.21
7/24/16 6:00	20.22
7/24/16 6:10	20.23
7/24/16 6:20	20.24
7/24/16 6:30	20.24
7/24/16 6:40	20.24
7/24/16 6:50	20.26
7/24/16 7:00	20.27
7/24/16 7:10	20.28
7/24/16 7:20	20.28
7/24/16 7:30	20.30
7/24/16 7:40	20.31

Key: Temp > 25°C

Date	Temp (°C)
7/24/16 7:50	20.32
7/24/16 8:00	20.34
7/24/16 8:10	20.37
7/24/16 8:20	20.40
7/24/16 8:30	20.44
7/24/16 8:40	20.51
7/24/16 8:50	20.59
7/24/16 9:00	20.70
7/24/16 9:10	20.84
7/24/16 9:20	21.01
7/24/16 9:30	21.20
7/24/16 9:40	21.38
7/24/16 9:50	21.54
7/24/16 10:00	21.78
7/24/16 10:10	21.98
7/24/16 10:20	22.14
7/24/16 10:30	22.34
7/24/16 10:40	22.41
7/24/16 10:50	22.58
7/24/16 11:00	22.79
7/24/16 11:10	22.98
7/24/16 11:20	23.16
7/24/16 11:30	23.41
7/24/16 11:40	23.61
7/24/16 11:50	23.81
7/24/16 12:00	23.95
7/24/16 12:10	24.08
7/24/16 12:20	24.40
7/24/16 12:30	24.52
7/24/16 12:40	24.63
7/24/16 12:50	24.73
7/24/16 13:00	24.49
7/24/16 13:10	24.56
7/24/16 13:20	24.23
7/24/16 13:30	22.29
7/24/16 13:40	20.93
7/24/16 13:50	20.65
7/24/16 14:00	20.47
7/24/16 14:10	20.38
7/24/16 14:20	20.36

Date	Temp (°C)
7/24/16 14:30	20.40
7/24/16 14:40	20.59
7/24/16 14:50	20.66
7/24/16 15:00	20.88
7/24/16 15:10	21.06
7/24/16 15:20	21.40
7/24/16 15:30	21.58
7/24/16 15:40	21.81
7/24/16 15:50	22.05
7/24/16 16:00	22.20
7/24/16 16:10	22.41
7/24/16 16:20	22.56
7/24/16 16:30	22.67
7/24/16 16:40	22.81
7/24/16 16:50	22.97
7/24/16 17:00	23.13
7/24/16 17:10	23.27
7/24/16 17:20	23.40
7/24/16 17:30	23.53
7/24/16 17:40	23.64
7/24/16 17:50	23.75
7/24/16 18:00	23.84
7/24/16 18:10	23.91
7/24/16 18:20	24.05
7/24/16 18:30	24.05
7/24/16 18:40	24.05
7/24/16 18:50	24.06
7/24/16 19:00	24.06
7/24/16 19:10	24.05
7/24/16 19:20	24.03
7/24/16 19:30	24.02
7/24/16 19:40	24.00
7/24/16 19:50	23.95
7/24/16 20:00	23.92
7/24/16 20:10	23.89
7/24/16 20:20	23.85
7/24/16 20:30	23.80
7/24/16 20:40	23.76
7/24/16 20:50	23.70
7/24/16 21:00	23.66

Date	Temp (°C)
7/24/16 21:10	23.61
7/24/16 21:20	23.55
7/24/16 21:30	23.50
7/24/16 21:40	23.46
7/24/16 21:50	23.43
7/24/16 22:00	23.41
7/24/16 22:10	23.37
7/24/16 22:20	23.35
7/24/16 22:30	23.33
7/24/16 22:40	23.30
7/24/16 22:50	23.27
7/24/16 23:00	23.26
7/24/16 23:10	23.24
7/24/16 23:20	23.23
7/24/16 23:30	23.22
7/24/16 23:40	23.20
7/24/16 23:50	23.18
7/25/16 0:00	23.16
7/25/16 0:10	23.13
7/25/16 0:20	23.11
7/25/16 0:30	23.08
7/25/16 0:40	23.03
7/25/16 0:50	23.00
7/25/16 1:00	22.97
7/25/16 1:10	22.94
7/25/16 1:20	22.88
7/25/16 1:30	22.85
7/25/16 1:40	22.81
7/25/16 1:50	22.76
7/25/16 2:00	22.72
7/25/16 2:10	22.67
7/25/16 2:20	22.63
7/25/16 2:30	22.58
7/25/16 2:40	22.54
7/25/16 2:50	22.50
7/25/16 3:00	22.46
7/25/16 3:10	22.42
7/25/16 3:20	22.38
7/25/16 3:30	22.33
7/25/16 3:40	22.29

Key: Temp > 25°C

Date	Temp (°C)
7/25/16 3:50	22.25
7/25/16 4:00	22.21
7/25/16 4:10	22.17
7/25/16 4:20	22.13
7/25/16 4:30	22.10
7/25/16 4:40	22.06
7/25/16 4:50	22.02
7/25/16 5:00	21.99
7/25/16 5:10	21.95
7/25/16 5:20	21.92
7/25/16 5:30	21.88
7/25/16 5:40	21.84
7/25/16 5:50	21.80
7/25/16 6:00	21.77
7/25/16 6:10	21.73
7/25/16 6:20	21.70
7/25/16 6:30	21.67
7/25/16 6:40	21.64
7/25/16 6:50	21.62
7/25/16 7:00	21.59
7/25/16 7:10	21.56
7/25/16 7:20	21.53
7/25/16 7:30	21.53
7/25/16 7:40	21.55
7/25/16 7:50	21.54
7/25/16 8:00	21.55
7/25/16 8:10	21.59
7/25/16 8:20	21.62
7/25/16 8:30	21.64
7/25/16 8:40	21.68
7/25/16 8:50	21.72
7/25/16 9:00	21.81
7/25/16 9:10	21.96
7/25/16 9:20	22.09
7/25/16 9:30	22.24
7/25/16 9:40	22.29
7/25/16 9:50	22.43
7/25/16 10:00	22.58
7/25/16 10:10	22.75
7/25/16 10:20	22.95

Date	Temp (°C)
7/25/16 10:30	23.16
7/25/16 10:40	23.27
7/25/16 10:50	23.46
7/25/16 11:00	23.67
7/25/16 11:10	23.82
7/25/16 11:20	23.97
7/25/16 11:30	24.09
7/25/16 11:40	24.31
7/25/16 11:50	24.50
7/25/16 12:00	24.73
7/25/16 12:10	24.89
7/25/16 12:20	25.16
7/25/16 12:30	25.33
7/25/16 12:40	25.51
7/25/16 12:50	25.80
7/25/16 13:00	25.42
7/25/16 13:10	25.32
7/25/16 13:20	25.04
7/25/16 13:30	23.27
7/25/16 13:40	21.57
7/25/16 13:50	21.04
7/25/16 14:00	20.71
7/25/16 14:10	20.47
7/25/16 14:20	20.18
7/25/16 14:30	19.96
7/25/16 14:40	19.78
7/25/16 14:50	19.57
7/25/16 15:00	19.34
7/25/16 15:10	19.17
7/25/16 15:20	19.19
7/25/16 15:30	19.26
7/25/16 15:40	19.29
7/25/16 15:50	19.23
7/25/16 16:00	19.40
7/25/16 16:10	19.62
7/25/16 16:20	19.71
7/25/16 16:30	19.93
7/25/16 16:40	19.99
7/25/16 16:50	20.08
7/25/16 17:00	20.41

Date	Temp (°C)
7/25/16 17:10	20.53
7/25/16 17:20	20.70
7/25/16 17:30	20.73
7/25/16 17:40	20.73
7/25/16 17:50	20.75
7/25/16 18:00	20.79
7/25/16 18:10	20.79
7/25/16 18:20	20.81
7/25/16 18:30	20.83
7/25/16 18:40	20.84
7/25/16 18:50	20.85
7/25/16 19:00	20.85
7/25/16 19:10	20.84
7/25/16 19:20	20.83
7/25/16 19:30	20.82
7/25/16 19:40	20.80
7/25/16 19:50	20.79
7/25/16 20:00	20.78
7/25/16 20:10	20.75
7/25/16 20:20	20.70
7/25/16 20:30	20.67
7/25/16 20:40	20.64
7/25/16 20:50	20.60
7/25/16 21:00	20.56
7/25/16 21:10	20.55
7/25/16 21:20	20.53
7/25/16 21:30	20.52
7/25/16 21:40	20.51
7/25/16 21:50	20.52
7/25/16 22:00	20.51
7/25/16 22:10	20.51
7/25/16 22:20	20.51
7/25/16 22:30	20.52
7/25/16 22:40	20.53
7/25/16 22:50	20.54
7/25/16 23:00	20.55
7/25/16 23:10	20.57
7/25/16 23:20	20.59
7/25/16 23:30	20.63
7/25/16 23:40	20.64

Key: Temp > 25°C

Date	Temp (°C)
7/25/16 23:50	20.66
7/26/16 0:00	20.69
7/26/16 0:10	20.72
7/26/16 0:20	20.75
7/26/16 0:30	20.78
7/26/16 0:40	20.80
7/26/16 0:50	20.83
7/26/16 1:00	20.85
7/26/16 1:10	20.87
7/26/16 1:20	20.89
7/26/16 1:30	20.90
7/26/16 1:40	20.91
7/26/16 1:50	20.93
7/26/16 2:00	20.94
7/26/16 2:10	20.94
7/26/16 2:20	20.95
7/26/16 2:30	20.94
7/26/16 2:40	20.94
7/26/16 2:50	20.93
7/26/16 3:00	20.93
7/26/16 3:10	20.92
7/26/16 3:20	20.91
7/26/16 3:30	20.89
7/26/16 3:40	20.87
7/26/16 3:50	20.86
7/26/16 4:00	20.84
7/26/16 4:10	20.83
7/26/16 4:20	20.82
7/26/16 4:30	20.80
7/26/16 4:40	20.79
7/26/16 4:50	20.77
7/26/16 5:00	20.75
7/26/16 5:10	20.73
7/26/16 5:20	20.70
7/26/16 5:30	20.69
7/26/16 5:40	20.66
7/26/16 5:50	20.64
7/26/16 6:00	20.62
7/26/16 6:10	20.60
7/26/16 6:20	20.58

Date	Temp (°C)
7/26/16 6:30	20.56
7/26/16 6:40	20.54
7/26/16 6:50	20.53
7/26/16 7:00	20.53
7/26/16 7:10	20.52
7/26/16 7:20	20.51
7/26/16 7:30	20.51
7/26/16 7:40	20.51
7/26/16 7:50	20.52
7/26/16 8:00	20.56
7/26/16 8:10	20.61
7/26/16 8:20	20.69
7/26/16 8:30	20.79
7/26/16 8:40	20.86
7/26/16 8:50	20.88
7/26/16 9:00	20.90
7/26/16 9:10	20.97
7/26/16 9:20	21.07
7/26/16 9:30	21.15
7/26/16 9:40	21.29
7/26/16 9:50	21.36
7/26/16 10:00	21.43
7/26/16 10:10	21.51
7/26/16 10:20	21.57
7/26/16 10:30	21.65
7/26/16 10:40	21.71
7/26/16 10:50	21.80
7/26/16 11:00	21.91
7/26/16 11:10	21.99
7/26/16 11:20	22.06
7/26/16 11:30	22.10
7/26/16 11:40	22.18
7/26/16 11:50	22.27
7/26/16 12:00	22.42
7/26/16 12:10	22.51
7/26/16 12:20	22.56
7/26/16 12:30	22.69
7/26/16 12:40	22.86
7/26/16 12:50	22.94
7/26/16 13:00	22.89

Date	Temp (°C)
7/26/16 13:10	23.03
7/26/16 13:20	22.89
7/26/16 13:30	21.43
7/26/16 13:40	20.06
7/26/16 13:50	19.64
7/26/16 14:00	19.38
7/26/16 14:10	19.21
7/26/16 14:20	19.10
7/26/16 14:30	19.16
7/26/16 14:40	19.14
7/26/16 14:50	19.16
7/26/16 15:00	19.32
7/26/16 15:10	19.36
7/26/16 15:20	19.51
7/26/16 15:30	19.64
7/26/16 15:40	19.83
7/26/16 15:50	20.06
7/26/16 16:00	20.42
7/26/16 16:10	20.36
7/26/16 16:20	20.49
7/26/16 16:30	20.75
7/26/16 16:40	20.74
7/26/16 16:50	20.86
7/26/16 17:00	20.99
7/26/16 17:10	21.09
7/26/16 17:20	21.21
7/26/16 17:30	21.41
7/26/16 17:40	21.48
7/26/16 17:50	21.58
7/26/16 18:00	21.61
7/26/16 18:10	21.74
7/26/16 18:20	21.74
7/26/16 18:30	21.74
7/26/16 18:40	21.76
7/26/16 18:50	21.77
7/26/16 19:00	21.78
7/26/16 19:10	21.78
7/26/16 19:20	21.79
7/26/16 19:30	21.79
7/26/16 19:40	21.79

Key: Temp > 25°C

Date	Temp (°C)
7/26/16 19:50	21.78
7/26/16 20:00	21.78
7/26/16 20:10	21.78
7/26/16 20:20	21.77
7/26/16 20:30	21.76
7/26/16 20:40	21.76
7/26/16 20:50	21.75
7/26/16 21:00	21.74
7/26/16 21:10	21.73
7/26/16 21:20	21.71
7/26/16 21:30	21.71
7/26/16 21:40	21.71
7/26/16 21:50	21.72
7/26/16 22:00	21.73
7/26/16 22:10	21.74
7/26/16 22:20	21.77
7/26/16 22:30	21.78
7/26/16 22:40	21.81
7/26/16 22:50	21.83
7/26/16 23:00	21.86
7/26/16 23:10	21.89
7/26/16 23:20	21.91
7/26/16 23:30	21.94
7/26/16 23:40	21.95
7/26/16 23:50	21.97
7/27/16 0:00	21.98
7/27/16 0:10	22.00
7/27/16 0:20	22.01
7/27/16 0:30	22.02
7/27/16 0:40	22.02
7/27/16 0:50	22.03
7/27/16 1:00	22.04
7/27/16 1:10	22.04
7/27/16 1:20	22.04
7/27/16 1:30	22.05
7/27/16 1:40	22.05
7/27/16 1:50	22.04
7/27/16 2:00	22.04
7/27/16 2:10	22.03
7/27/16 2:20	22.01

Date	Temp (°C)
7/27/16 2:30	22.00
7/27/16 2:40	21.99
7/27/16 2:50	21.98
7/27/16 3:00	21.97
7/27/16 3:10	21.95
7/27/16 3:20	21.94
7/27/16 3:30	21.92
7/27/16 3:40	21.90
7/27/16 3:50	21.89
7/27/16 4:00	21.86
7/27/16 4:10	21.85
7/27/16 4:20	21.83
7/27/16 4:30	21.81
7/27/16 4:40	21.79
7/27/16 4:50	21.77
7/27/16 5:00	21.75
7/27/16 5:10	21.73
7/27/16 5:20	21.71
7/27/16 5:30	21.69
7/27/16 5:40	21.67
7/27/16 5:50	21.65
7/27/16 6:00	21.63
7/27/16 6:10	21.61
7/27/16 6:20	21.59
7/27/16 6:30	21.57
7/27/16 6:40	21.55
7/27/16 6:50	21.53
7/27/16 7:00	21.52
7/27/16 7:10	21.51
7/27/16 7:20	21.50
7/27/16 7:30	21.49
7/27/16 7:40	21.50
7/27/16 7:50	21.49
7/27/16 8:00	21.48
7/27/16 8:10	21.48
7/27/16 8:20	21.50
7/27/16 8:30	21.54
7/27/16 8:40	21.57
7/27/16 8:50	21.58
7/27/16 9:00	21.64

Date	Temp (°C)
7/27/16 9:10	21.76
7/27/16 9:20	21.82
7/27/16 9:30	21.88
7/27/16 9:40	21.97
7/27/16 9:50	22.11
7/27/16 10:00	22.11
7/27/16 10:10	22.28
7/27/16 10:20	22.41
7/27/16 10:30	22.50
7/27/16 10:40	22.56
7/27/16 10:50	22.89
7/27/16 11:00	22.85
7/27/16 11:10	23.03
7/27/16 11:20	23.13
7/27/16 11:30	23.18
7/27/16 11:40	23.34
7/27/16 11:50	23.48
7/27/16 12:00	23.75
7/27/16 12:10	23.81
7/27/16 12:20	23.89
7/27/16 12:30	24.18
7/27/16 12:40	24.35
7/27/16 12:50	24.51
7/27/16 13:00	24.62
7/27/16 13:10	24.63
7/27/16 13:20	24.17
7/27/16 13:30	22.38
7/27/16 13:40	20.94
7/27/16 13:50	20.53
7/27/16 14:00	20.30
7/27/16 14:10	20.12
7/27/16 14:20	20.08
7/27/16 14:30	20.02
7/27/16 14:40	20.02
7/27/16 14:50	20.16
7/27/16 15:00	20.17
7/27/16 15:10	20.46
7/27/16 15:20	20.84
7/27/16 15:30	20.85
7/27/16 15:40	21.10

Key: Temp > 25°C

Date	Temp (°C)
7/27/16 15:50	21.30
7/27/16 16:00	21.48
7/27/16 16:10	21.54
7/27/16 16:20	21.57
7/27/16 16:30	21.75
7/27/16 16:40	22.12
7/27/16 16:50	22.30
7/27/16 17:00	22.29
7/27/16 17:10	22.53
7/27/16 17:20	22.70
7/27/16 17:30	22.67
7/27/16 17:40	22.64
7/27/16 17:50	22.75
7/27/16 18:00	23.01
7/27/16 18:10	22.96
7/27/16 18:20	23.20
7/27/16 18:30	23.36
7/27/16 18:40	23.36
7/27/16 18:50	23.33
7/27/16 19:00	23.35
7/27/16 19:10	23.35
7/27/16 19:20	23.32
7/27/16 19:30	23.32
7/27/16 19:40	23.33
7/27/16 19:50	23.32
7/27/16 20:00	23.31
7/27/16 20:10	23.29
7/27/16 20:20	23.26
7/27/16 20:30	23.21
7/27/16 20:40	23.16
7/27/16 20:50	23.10
7/27/16 21:00	23.04
7/27/16 21:10	22.97
7/27/16 21:20	22.90
7/27/16 21:30	22.83
7/27/16 21:40	22.77
7/27/16 21:50	22.72
7/27/16 22:00	22.66
7/27/16 22:10	22.61
7/27/16 22:20	22.56

Date	Temp (°C)
7/27/16 22:30	22.53
7/27/16 22:40	22.49
7/27/16 22:50	22.45
7/27/16 23:00	22.42
7/27/16 23:10	22.38
7/27/16 23:20	22.35
7/27/16 23:30	22.32
7/27/16 23:40	22.29
7/27/16 23:50	22.27
7/28/16 0:00	22.23
7/28/16 0:10	22.22
7/28/16 0:20	22.19
7/28/16 0:30	22.17
7/28/16 0:40	22.14
7/28/16 0:50	22.12
7/28/16 1:00	22.09
7/28/16 1:10	22.06
7/28/16 1:20	22.03
7/28/16 1:30	22.01
7/28/16 1:40	21.98
7/28/16 1:50	21.96
7/28/16 2:00	21.94
7/28/16 2:10	21.92
7/28/16 2:20	21.89
7/28/16 2:30	21.87
7/28/16 2:40	21.84
7/28/16 2:50	21.82
7/28/16 3:00	21.79
7/28/16 3:10	21.77
7/28/16 3:20	21.74
7/28/16 3:30	21.72
7/28/16 3:40	21.69
7/28/16 3:50	21.66
7/28/16 4:00	21.64
7/28/16 4:10	21.60
7/28/16 4:20	21.57
7/28/16 4:30	21.53
7/28/16 4:40	21.50
7/28/16 4:50	21.45
7/28/16 5:00	21.42

Date	Temp (°C)
7/28/16 5:10	21.38
7/28/16 5:20	21.34
7/28/16 5:30	21.31
7/28/16 5:40	21.28
7/28/16 5:50	21.25
7/28/16 6:00	21.21
7/28/16 6:10	21.17
7/28/16 6:20	21.14
7/28/16 6:30	21.11
7/28/16 6:40	21.08
7/28/16 6:50	21.05
7/28/16 7:00	21.03
7/28/16 7:10	21.01
7/28/16 7:20	21.00
7/28/16 7:30	20.99
7/28/16 7:40	20.98
7/28/16 7:50	20.98
7/28/16 8:00	20.99
7/28/16 8:10	21.01
7/28/16 8:20	21.02
7/28/16 8:30	21.04
7/28/16 8:40	21.08
7/28/16 8:50	21.14
7/28/16 9:00	21.14
7/28/16 9:10	21.21
7/28/16 9:20	21.23
7/28/16 9:30	21.23
7/28/16 9:40	21.24
7/28/16 9:50	21.24
7/28/16 10:00	21.24
7/28/16 10:10	21.23
7/28/16 10:20	21.24
7/28/16 10:30	21.27
7/28/16 10:40	21.30
7/28/16 10:50	21.29
7/28/16 11:00	21.31
7/28/16 11:10	21.31
7/28/16 11:20	21.29
7/28/16 11:30	21.27
7/28/16 11:40	21.25

Key: Temp > 25°C

Date	Temp (°C)
7/28/16 11:50	21.17
7/28/16 12:00	21.14
7/28/16 12:10	21.11
7/28/16 12:20	21.11
7/28/16 12:30	21.14
7/28/16 12:40	21.15
7/28/16 12:50	21.11
7/28/16 13:00	21.05
7/28/16 13:10	20.99
7/28/16 13:20	20.48
7/28/16 13:30	18.77
7/28/16 13:40	18.24
7/28/16 13:50	17.98
7/28/16 14:00	17.83
7/28/16 14:10	17.72
7/28/16 14:20	17.64
7/28/16 14:30	17.61
7/28/16 14:40	17.58
7/28/16 14:50	17.59
7/28/16 15:00	17.60
7/28/16 15:10	17.65
7/28/16 15:20	17.72
7/28/16 15:30	17.78
7/28/16 15:40	17.82
7/28/16 15:50	17.88
7/28/16 16:00	17.95
7/28/16 16:10	18.00
7/28/16 16:20	18.06
7/28/16 16:30	18.08
7/28/16 16:40	18.11
7/28/16 16:50	18.14
7/28/16 17:00	18.19
7/28/16 17:10	18.21
7/28/16 17:20	18.28
7/28/16 17:30	18.28
7/28/16 17:40	18.31
7/28/16 17:50	18.34
7/28/16 18:00	18.41
7/28/16 18:10	18.55
7/28/16 18:20	18.70

Date	Temp (°C)
7/28/16 18:30	18.88
7/28/16 18:40	19.05
7/28/16 18:50	19.21
7/28/16 19:00	19.39
7/28/16 19:10	19.57
7/28/16 19:20	19.75
7/28/16 19:30	19.89
7/28/16 19:40	20.04
7/28/16 19:50	20.17
7/28/16 20:00	20.28
7/28/16 20:10	20.39
7/28/16 20:20	20.47
7/28/16 20:30	20.56
7/28/16 20:40	20.62
7/28/16 20:50	20.68
7/28/16 21:00	20.72
7/28/16 21:10	20.74
7/28/16 21:20	20.75
7/28/16 21:30	20.76
7/28/16 21:40	20.76
7/28/16 21:50	20.75
7/28/16 22:00	20.72
7/28/16 22:10	20.70
7/28/16 22:20	20.66
7/28/16 22:30	20.62
7/28/16 22:40	20.58
7/28/16 22:50	20.54
7/28/16 23:00	20.50
7/28/16 23:10	20.45
7/28/16 23:20	20.40
7/28/16 23:30	20.36
7/28/16 23:40	20.31
7/28/16 23:50	20.27
7/29/16 0:00	20.23
7/29/16 0:10	20.19
7/29/16 0:20	20.16
7/29/16 0:30	20.12
7/29/16 0:40	20.08
7/29/16 0:50	20.05
7/29/16 1:00	20.02

Date	Temp (°C)
7/29/16 1:10	19.99
7/29/16 1:20	19.96
7/29/16 1:30	19.93
7/29/16 1:40	19.92
7/29/16 1:50	19.89
7/29/16 2:00	19.87
7/29/16 2:10	19.85
7/29/16 2:20	19.83
7/29/16 2:30	19.82
7/29/16 2:40	19.81
7/29/16 2:50	19.79
7/29/16 3:00	19.78
7/29/16 3:10	19.76
7/29/16 3:20	19.75
7/29/16 3:30	19.74
7/29/16 3:40	19.73
7/29/16 3:50	19.72
7/29/16 4:00	19.71
7/29/16 4:10	19.70
7/29/16 4:20	19.69
7/29/16 4:30	19.68
7/29/16 4:40	19.67
7/29/16 4:50	19.66
7/29/16 5:00	19.65
7/29/16 5:10	19.65
7/29/16 5:20	19.64
7/29/16 5:30	19.63
7/29/16 5:40	19.62
7/29/16 5:50	19.61
7/29/16 6:00	19.61
7/29/16 6:10	19.60
7/29/16 6:20	19.60
7/29/16 6:30	19.59
7/29/16 6:40	19.59
7/29/16 6:50	19.59
7/29/16 7:00	19.59
7/29/16 7:10	19.60
7/29/16 7:20	19.61
7/29/16 7:30	19.61
7/29/16 7:40	19.62

Key: Temp > 25°C

Date	Temp (°C)
7/29/16 7:50	19.64
7/29/16 8:00	19.65
7/29/16 8:10	19.67
7/29/16 8:20	19.69
7/29/16 8:30	19.72
7/29/16 8:40	19.76
7/29/16 8:50	19.79
7/29/16 9:00	19.85
7/29/16 9:10	19.91
7/29/16 9:20	19.97
7/29/16 9:30	20.02
7/29/16 9:40	20.08
7/29/16 9:50	20.14
7/29/16 10:00	20.16
7/29/16 10:10	20.21
7/29/16 10:20	20.33
7/29/16 10:30	20.56
7/29/16 10:40	20.61
7/29/16 10:50	20.66
7/29/16 11:00	20.84
7/29/16 11:10	20.92
7/29/16 11:20	20.94
7/29/16 11:30	21.06
7/29/16 11:40	21.15
7/29/16 11:50	21.19
7/29/16 12:00	21.35
7/29/16 12:10	21.48
7/29/16 12:20	21.47
7/29/16 12:30	21.54
7/29/16 12:40	21.60
7/29/16 12:50	21.45
7/29/16 13:00	20.98
7/29/16 13:10	19.04
7/29/16 13:20	18.82
7/29/16 13:30	18.82
7/29/16 13:40	18.74
7/29/16 13:50	18.78
7/29/16 14:00	18.75
7/29/16 14:10	18.69
7/29/16 14:20	18.66

Date	Temp (°C)
7/29/16 14:30	18.75
7/29/16 14:40	18.68
7/29/16 14:50	18.63
7/29/16 15:00	18.60
7/29/16 15:10	18.65
7/29/16 15:20	18.74
7/29/16 15:30	18.88
7/29/16 15:40	18.95
7/29/16 15:50	19.17
7/29/16 16:00	19.40
7/29/16 16:10	19.42
7/29/16 16:20	19.52
7/29/16 16:30	19.59
7/29/16 16:40	19.71
7/29/16 16:50	19.98
7/29/16 17:00	20.04
7/29/16 17:10	20.17
7/29/16 17:20	20.33
7/29/16 17:30	20.50
7/29/16 17:40	20.90
7/29/16 17:50	21.27
7/29/16 18:00	21.65
7/29/16 18:10	22.04
7/29/16 18:20	22.33
7/29/16 18:30	22.54
7/29/16 18:40	22.69
7/29/16 18:50	22.77
7/29/16 19:00	22.90
7/29/16 19:10	22.97
7/29/16 19:20	22.96
7/29/16 19:30	22.99
7/29/16 19:40	22.98
7/29/16 19:50	22.98
7/29/16 20:00	22.95
7/29/16 20:10	22.92
7/29/16 20:20	22.87
7/29/16 20:30	22.82
7/29/16 20:40	22.77
7/29/16 20:50	22.72
7/29/16 21:00	22.68

Date	Temp (°C)
7/29/16 21:10	22.63
7/29/16 21:20	22.59
7/29/16 21:30	22.55
7/29/16 21:40	22.52
7/29/16 21:50	22.48
7/29/16 22:00	22.45
7/29/16 22:10	22.41
7/29/16 22:20	22.36
7/29/16 22:30	22.32
7/29/16 22:40	22.28
7/29/16 22:50	22.23
7/29/16 23:00	22.18
7/29/16 23:10	22.14
7/29/16 23:20	22.09
7/29/16 23:30	22.05
7/29/16 23:40	22.00
7/29/16 23:50	21.96
7/30/16 0:00	21.92
7/30/16 0:10	21.87
7/30/16 0:20	21.84
7/30/16 0:30	21.81
7/30/16 0:40	21.78
7/30/16 0:50	21.73
7/30/16 1:00	21.71
7/30/16 1:10	21.68
7/30/16 1:20	21.65
7/30/16 1:30	21.61
7/30/16 1:40	21.60
7/30/16 1:50	21.57
7/30/16 2:00	21.53
7/30/16 2:10	21.51
7/30/16 2:20	21.48
7/30/16 2:30	21.44
7/30/16 2:40	21.40
7/30/16 2:50	21.37
7/30/16 3:00	21.34
7/30/16 3:10	21.31
7/30/16 3:20	21.28
7/30/16 3:30	21.24
7/30/16 3:40	21.21

Key: Temp > 25°C

Date	Temp (°C)
7/30/16 3:50	21.18
7/30/16 4:00	21.15
7/30/16 4:10	21.11
7/30/16 4:20	21.09
7/30/16 4:30	21.06
7/30/16 4:40	21.04
7/30/16 4:50	21.01
7/30/16 5:00	20.98
7/30/16 5:10	20.96
7/30/16 5:20	20.94
7/30/16 5:30	20.92
7/30/16 5:40	20.89
7/30/16 5:50	20.87
7/30/16 6:00	20.85
7/30/16 6:10	20.83
7/30/16 6:20	20.81
7/30/16 6:30	20.79
7/30/16 6:40	20.77
7/30/16 6:50	20.76
7/30/16 7:00	20.75
7/30/16 7:10	20.73
7/30/16 7:20	20.72
7/30/16 7:30	20.73
7/30/16 7:40	20.75
7/30/16 7:50	20.76
7/30/16 8:00	20.76
7/30/16 8:10	20.75
7/30/16 8:20	20.76
7/30/16 8:30	20.79
7/30/16 8:40	20.82
7/30/16 8:50	20.85
7/30/16 9:00	20.91
7/30/16 9:10	20.97
7/30/16 9:20	21.00
7/30/16 9:30	21.06
7/30/16 9:40	21.12
7/30/16 9:50	21.20
7/30/16 10:00	21.27
7/30/16 10:10	21.34
7/30/16 10:20	21.40

Date	Temp (°C)
7/30/16 10:30	21.47
7/30/16 10:40	21.67
7/30/16 10:50	21.86
7/30/16 11:00	21.98
7/30/16 11:10	22.01
7/30/16 11:20	22.09
7/30/16 11:30	22.20
7/30/16 11:40	22.22
7/30/16 11:50	22.24
7/30/16 12:00	22.13
7/30/16 12:10	21.93
7/30/16 12:20	20.13
7/30/16 12:30	19.06
7/30/16 12:40	18.99
7/30/16 12:50	18.84
7/30/16 13:00	18.77
7/30/16 13:10	18.75
7/30/16 13:20	18.75
7/30/16 13:30	18.85
7/30/16 13:40	18.86
7/30/16 13:50	18.97
7/30/16 14:00	19.02
7/30/16 14:10	19.06
7/30/16 14:20	19.13
7/30/16 14:30	19.20
7/30/16 14:40	19.16
7/30/16 14:50	19.21
7/30/16 15:00	19.24
7/30/16 15:10	19.23
7/30/16 15:20	19.18
7/30/16 15:30	19.16
7/30/16 15:40	19.13
7/30/16 15:50	19.12
7/30/16 16:00	19.14
7/30/16 16:10	19.19
7/30/16 16:20	19.24
7/30/16 16:30	19.36
7/30/16 16:40	19.41
7/30/16 16:50	19.44
7/30/16 17:00	19.64

Date	Temp (°C)
7/30/16 17:10	19.59
7/30/16 17:20	19.61
7/30/16 17:30	19.61
7/30/16 17:40	19.66
7/30/16 17:50	19.75
7/30/16 18:00	19.92
7/30/16 18:10	19.87
7/30/16 18:20	19.89
7/30/16 18:30	19.90
7/30/16 18:40	19.92
7/30/16 18:50	19.98
7/30/16 19:00	20.15
7/30/16 19:10	20.30
7/30/16 19:20	20.45
7/30/16 19:30	20.62
7/30/16 19:40	20.77
7/30/16 19:50	20.92
7/30/16 20:00	21.06
7/30/16 20:10	21.20
7/30/16 20:20	21.32
7/30/16 20:30	21.41
7/30/16 20:40	21.50
7/30/16 20:50	21.59
7/30/16 21:00	21.64
7/30/16 21:10	21.70
7/30/16 21:20	21.74
7/30/16 21:30	21.78
7/30/16 21:40	21.81
7/30/16 21:50	21.83
7/30/16 22:00	21.85
7/30/16 22:10	21.86
7/30/16 22:20	21.88
7/30/16 22:30	21.88
7/30/16 22:40	21.88
7/30/16 22:50	21.88
7/30/16 23:00	21.87
7/30/16 23:10	21.85
7/30/16 23:20	21.81
7/30/16 23:30	21.80
7/30/16 23:40	21.76

Key: Temp > 25°C

Date	Temp (°C)
7/30/16 23:50	21.74
7/31/16 0:00	21.74
7/31/16 0:10	21.72
7/31/16 0:20	21.70
7/31/16 0:30	21.67
7/31/16 0:40	21.65
7/31/16 0:50	21.62
7/31/16 1:00	21.60
7/31/16 1:10	21.56
7/31/16 1:20	21.54
7/31/16 1:30	21.51
7/31/16 1:40	21.48
7/31/16 1:50	21.44
7/31/16 2:00	21.41
7/31/16 2:10	21.37
7/31/16 2:20	21.35
7/31/16 2:30	21.31
7/31/16 2:40	21.28
7/31/16 2:50	21.25
7/31/16 3:00	21.22
7/31/16 3:10	21.21
7/31/16 3:20	21.17
7/31/16 3:30	21.14
7/31/16 3:40	21.11
7/31/16 3:50	21.07
7/31/16 4:00	21.04
7/31/16 4:10	21.01
7/31/16 4:20	20.98
7/31/16 4:30	20.95
7/31/16 4:40	20.93
7/31/16 4:50	20.90
7/31/16 5:00	20.88
7/31/16 5:10	20.85
7/31/16 5:20	20.83
7/31/16 5:30	20.80
7/31/16 5:40	20.77
7/31/16 5:50	20.75
7/31/16 6:00	20.73
7/31/16 6:10	20.71
7/31/16 6:20	20.69

Date	Temp (°C)
7/31/16 6:30	20.66
7/31/16 6:40	20.65
7/31/16 6:50	20.62
7/31/16 7:00	20.61
7/31/16 7:10	20.61
7/31/16 7:20	20.61
7/31/16 7:30	20.60
7/31/16 7:40	20.61
7/31/16 7:50	20.59
7/31/16 8:00	20.60
7/31/16 8:10	20.62
7/31/16 8:20	20.64
7/31/16 8:30	20.69
7/31/16 8:40	20.73
7/31/16 8:50	20.77
7/31/16 9:00	20.84
7/31/16 9:10	20.96
7/31/16 9:20	21.03
7/31/16 9:30	21.13
7/31/16 9:40	21.28
7/31/16 9:50	21.30
7/31/16 10:00	21.43
7/31/16 10:10	21.58
7/31/16 10:20	21.65
7/31/16 10:30	21.71
7/31/16 10:40	21.85
7/31/16 10:50	21.97
7/31/16 11:00	21.97
7/31/16 11:10	21.98
7/31/16 11:20	22.11
7/31/16 11:30	22.29
7/31/16 11:40	22.38
7/31/16 11:50	22.53
7/31/16 12:00	22.76
7/31/16 12:10	23.00
7/31/16 12:20	23.13
7/31/16 12:30	23.31
7/31/16 12:40	23.56
7/31/16 12:50	23.80
7/31/16 13:00	24.04

Date	Temp (°C)
7/31/16 13:10	24.37
7/31/16 13:20	24.39
7/31/16 13:30	24.48
7/31/16 13:40	24.53
7/31/16 13:50	24.82
7/31/16 14:00	25.03
7/31/16 14:10	24.95
7/31/16 14:20	24.42
7/31/16 14:30	24.44
7/31/16 14:40	24.25
7/31/16 14:50	23.03
7/31/16 15:00	20.81
7/31/16 15:10	20.19
7/31/16 15:20	19.81
7/31/16 15:30	19.65
7/31/16 15:40	19.55
7/31/16 15:50	19.53
7/31/16 16:00	19.49
7/31/16 16:10	19.51
7/31/16 16:20	19.49
7/31/16 16:30	19.60
7/31/16 16:40	19.74
7/31/16 16:50	19.96
7/31/16 17:00	20.20
7/31/16 17:10	20.44
7/31/16 17:20	20.65
7/31/16 17:30	20.73
7/31/16 17:40	20.90
7/31/16 17:50	21.02
7/31/16 18:00	20.94
7/31/16 18:10	21.09
7/31/16 18:20	21.18
7/31/16 18:30	21.09
7/31/16 18:40	21.10
7/31/16 18:50	21.13
7/31/16 19:00	21.13
7/31/16 19:10	21.13
7/31/16 19:20	21.13
7/31/16 19:30	21.11
7/31/16 19:40	21.07

Key: Temp > 25°C

Date	Temp (°C)
7/31/16 19:50	21.03
7/31/16 20:00	21.00
7/31/16 20:10	20.98
7/31/16 20:20	21.00
7/31/16 20:30	21.04
7/31/16 20:40	21.11
7/31/16 20:50	21.18
7/31/16 21:00	21.26
7/31/16 21:10	21.34
7/31/16 21:20	21.42
7/31/16 21:30	21.50
7/31/16 21:40	21.57
7/31/16 21:50	21.64
7/31/16 22:00	21.69
7/31/16 22:10	21.76
7/31/16 22:20	21.80
7/31/16 22:30	21.83
7/31/16 22:40	21.86
7/31/16 22:50	21.89
7/31/16 23:00	21.91
7/31/16 23:10	21.92
7/31/16 23:20	21.93
7/31/16 23:30	21.93
7/31/16 23:40	21.93
7/31/16 23:50	21.91
8/1/16 0:00	21.89
8/1/16 0:10	21.89
8/1/16 0:20	21.89
8/1/16 0:30	21.89
8/1/16 0:40	21.89
8/1/16 0:50	21.89
8/1/16 1:00	21.89
8/1/16 1:10	21.89
8/1/16 1:20	21.89
8/1/16 1:30	21.89
8/1/16 1:40	21.89
8/1/16 1:50	21.89
8/1/16 2:00	21.89
8/1/16 2:10	21.89
8/1/16 2:20	21.89

Date	Temp (°C)
8/1/16 2:30	21.89
8/1/16 2:40	21.89
8/1/16 2:50	21.89
8/1/16 3:00	21.89
8/1/16 3:10	21.89
8/1/16 3:20	21.89
8/1/16 3:30	21.89
8/1/16 3:40	21.89
8/1/16 3:50	21.89
8/1/16 4:00	21.89
8/1/16 4:10	21.89
8/1/16 4:20	21.89
8/1/16 4:30	21.89
8/1/16 4:40	21.89
8/1/16 4:50	21.89
8/1/16 5:00	21.89
8/1/16 5:10	21.89
8/1/16 5:20	21.89
8/1/16 5:30	21.89
8/1/16 5:40	21.89
8/1/16 5:50	21.89
8/1/16 6:00	21.89
8/1/16 6:10	21.89
8/1/16 6:20	21.89
8/1/16 6:30	21.89
8/1/16 6:40	21.89
8/1/16 6:50	21.89
8/1/16 7:00	21.89
8/1/16 7:10	21.89
8/1/16 7:20	21.89
8/1/16 7:30	21.89
8/1/16 7:40	21.89
8/1/16 7:50	21.89
8/1/16 8:00	21.89
8/1/16 8:10	21.89
8/1/16 8:20	21.89
8/1/16 8:30	21.89
8/1/16 8:40	21.89
8/1/16 8:50	21.89
8/1/16 9:00	21.89

Date	Temp (°C)
8/1/16 9:10	21.89
8/1/16 9:20	21.89
8/1/16 9:30	21.89
8/1/16 9:40	21.89
8/1/16 9:50	21.89
8/1/16 10:00	21.89
8/1/16 10:10	21.89
8/1/16 10:20	21.89
8/1/16 10:30	21.89
8/1/16 10:40	21.89
8/1/16 10:50	21.89
8/1/16 11:00	21.89
8/1/16 11:10	21.89
8/1/16 11:20	21.89
8/1/16 11:30	21.89
8/1/16 11:40	21.89
8/1/16 11:50	21.89
8/1/16 12:00	21.89
8/1/16 12:10	21.89
8/1/16 12:20	21.89
8/1/16 12:30	21.89
8/1/16 12:40	21.89
8/1/16 12:50	21.89
8/1/16 13:00	21.89
8/1/16 13:10	21.89
8/1/16 13:20	21.89
8/1/16 13:30	21.89
8/1/16 13:40	21.89
8/1/16 13:50	21.89
8/1/16 14:00	21.89
8/1/16 14:10	21.89
8/1/16 14:20	21.89
8/1/16 14:30	21.89
8/1/16 14:40	21.89
8/1/16 14:50	21.89
8/1/16 15:00	21.89
8/1/16 15:10	21.89
8/1/16 15:20	21.89
8/1/16 15:30	21.89
8/1/16 15:40	21.89

Key: Temp > 25°C

Date	Temp (°C)
8/1/16 15:50	21.89
8/1/16 16:00	21.89
8/1/16 16:10	21.89
8/1/16 16:20	21.89
8/1/16 16:30	21.89
8/1/16 16:40	21.89
8/1/16 16:50	21.89
8/1/16 17:00	21.89
8/1/16 17:10	21.89
8/1/16 17:20	21.89
8/1/16 17:30	21.89
8/1/16 17:40	21.89
8/1/16 17:50	21.89
8/1/16 18:00	21.89
8/1/16 18:10	21.89
8/1/16 18:20	21.89
8/1/16 18:30	21.89
8/1/16 18:40	21.89
8/1/16 18:50	21.89
8/1/16 19:00	21.89
8/1/16 19:10	21.89
8/1/16 19:20	21.89
8/1/16 19:30	21.89
8/1/16 19:40	21.89
8/1/16 19:50	21.89
8/1/16 20:00	21.89
8/1/16 20:10	21.89
8/1/16 20:20	21.89
8/1/16 20:30	21.89
8/1/16 20:40	21.89
8/1/16 20:50	21.89
8/1/16 21:00	21.89
8/1/16 21:10	21.89
8/1/16 21:20	21.89
8/1/16 21:30	21.89
8/1/16 21:40	21.89
8/1/16 21:50	21.89
8/1/16 22:00	21.89
8/1/16 22:10	21.89
8/1/16 22:20	21.89

Date	Temp (°C)
8/1/16 22:30	21.89
8/1/16 22:40	21.89
8/1/16 22:50	21.89
8/1/16 23:00	21.89
8/1/16 23:10	21.89
8/1/16 23:20	21.89
8/1/16 23:30	21.89
8/1/16 23:40	21.89
8/1/16 23:50	21.89
8/2/16 0:00	21.89
8/2/16 0:10	21.89
8/2/16 0:20	21.89
8/2/16 0:30	21.89
8/2/16 0:40	21.89
8/2/16 0:50	21.89
8/2/16 1:00	21.89
8/2/16 1:10	21.89
8/2/16 1:20	21.89
8/2/16 1:30	21.89
8/2/16 1:40	21.89
8/2/16 1:50	21.89
8/2/16 2:00	21.89
8/2/16 2:10	21.89
8/2/16 2:20	21.89
8/2/16 2:30	21.89
8/2/16 2:40	21.89
8/2/16 2:50	21.89
8/2/16 3:00	21.89
8/2/16 3:10	21.89
8/2/16 3:20	21.89
8/2/16 3:30	21.89
8/2/16 3:40	21.89
8/2/16 3:50	21.89
8/2/16 4:00	21.89
8/2/16 4:10	21.89
8/2/16 4:20	21.89
8/2/16 4:30	21.89
8/2/16 4:40	21.89
8/2/16 4:50	21.89
8/2/16 5:00	21.89

Date	Temp (°C)
8/2/16 5:10	21.89
8/2/16 5:20	21.89
8/2/16 5:30	21.89
8/2/16 5:40	21.89
8/2/16 5:50	21.89
8/2/16 6:00	21.89
8/2/16 6:10	21.89
8/2/16 6:20	21.89
8/2/16 6:30	21.89
8/2/16 6:40	21.89
8/2/16 6:50	21.89
8/2/16 7:00	21.89
8/2/16 7:10	21.89
8/2/16 7:20	21.89
8/2/16 7:30	21.89
8/2/16 7:40	21.89
8/2/16 7:50	21.89
8/2/16 8:00	21.89
8/2/16 8:10	21.89
8/2/16 8:20	21.89
8/2/16 8:30	21.89
8/2/16 8:40	21.89
8/2/16 8:50	21.89
8/2/16 9:00	21.89
8/2/16 9:10	21.89
8/2/16 9:20	21.89
8/2/16 9:30	21.89
8/2/16 9:40	21.89
8/2/16 9:50	21.89
8/2/16 10:00	21.89
8/2/16 10:10	21.89
8/2/16 10:20	21.89
8/2/16 10:30	21.89
8/2/16 10:40	21.89
8/2/16 10:50	21.89
8/2/16 11:00	21.89
8/2/16 11:10	21.89
8/2/16 11:20	21.89
8/2/16 11:30	21.89
8/2/16 11:40	21.89

Key: Temp > 25°C

Date	Temp (°C)
8/2/16 11:50	21.89
8/2/16 12:00	21.89
8/2/16 12:10	21.89
8/2/16 12:20	21.89
8/2/16 12:30	21.89
8/2/16 12:40	21.89
8/2/16 12:50	21.89
8/2/16 13:00	21.89
8/2/16 13:10	21.89
8/2/16 13:20	21.89
8/2/16 13:30	21.89
8/2/16 13:40	21.89
8/2/16 13:50	21.89
8/2/16 14:00	21.89
8/2/16 14:10	21.89
8/2/16 14:20	21.89
8/2/16 14:30	21.89
8/2/16 14:40	21.89
8/2/16 14:50	21.89
8/2/16 15:00	21.89
8/2/16 15:10	21.89
8/2/16 15:20	21.89
8/2/16 15:30	21.89
8/2/16 15:40	21.89
8/2/16 15:50	21.89
8/2/16 16:00	21.89
8/2/16 16:10	21.89
8/2/16 16:20	21.89
8/2/16 16:30	21.89
8/2/16 16:40	21.89
8/2/16 16:50	21.89
8/2/16 17:00	21.89
8/2/16 17:10	21.89
8/2/16 17:20	21.89
8/2/16 17:30	21.89
8/2/16 17:40	21.89
8/2/16 17:50	21.89
8/2/16 18:00	21.89
8/2/16 18:10	21.89
8/2/16 18:20	21.89

Date	Temp (°C)
8/2/16 18:30	21.89
8/2/16 18:40	21.89
8/2/16 18:50	21.89
8/2/16 19:00	21.89
8/2/16 19:10	21.89
8/2/16 19:20	21.89
8/2/16 19:30	21.89
8/2/16 19:40	21.89
8/2/16 19:50	21.89
8/2/16 20:00	21.89
8/2/16 20:10	21.89
8/2/16 20:20	21.89
8/2/16 20:30	21.89
8/2/16 20:40	21.89
8/2/16 20:50	21.89
8/2/16 21:00	21.89
8/2/16 21:10	21.89
8/2/16 21:20	21.89
8/2/16 21:30	21.89
8/2/16 21:40	21.89
8/2/16 21:50	21.89
8/2/16 22:00	21.89
8/2/16 22:10	21.89
8/2/16 22:20	21.89
8/2/16 22:30	21.89
8/2/16 22:40	21.89
8/2/16 22:50	21.89
8/2/16 23:00	21.89
8/2/16 23:10	21.89
8/2/16 23:20	21.89
8/2/16 23:30	21.89
8/2/16 23:40	21.89
8/2/16 23:50	21.89
8/3/16 0:00	21.89
8/3/16 0:10	21.89
8/3/16 0:20	21.89
8/3/16 0:30	21.89
8/3/16 0:40	21.89
8/3/16 0:50	21.89
8/3/16 1:00	21.89

Date	Temp (°C)
8/3/16 1:10	21.89
8/3/16 1:20	21.89
8/3/16 1:30	21.89
8/3/16 1:40	21.89
8/3/16 1:50	21.89
8/3/16 2:00	21.89
8/3/16 2:10	21.89
8/3/16 2:20	21.89
8/3/16 2:30	21.89
8/3/16 2:40	21.89
8/3/16 2:50	21.89
8/3/16 3:00	21.89
8/3/16 3:10	21.89
8/3/16 3:20	21.89
8/3/16 3:30	21.89
8/3/16 3:40	21.89
8/3/16 3:50	21.89
8/3/16 4:00	21.89
8/3/16 4:10	21.89
8/3/16 4:20	21.89
8/3/16 4:30	21.89
8/3/16 4:40	21.89
8/3/16 4:50	21.89
8/3/16 5:00	21.89
8/3/16 5:10	21.89
8/3/16 5:20	21.89
8/3/16 5:30	21.89
8/3/16 5:40	21.89
8/3/16 5:50	21.89
8/3/16 6:00	21.89
8/3/16 6:10	21.89
8/3/16 6:20	21.89
8/3/16 6:30	21.89
8/3/16 6:40	21.89
8/3/16 6:50	21.89
8/3/16 7:00	21.89
8/3/16 7:10	21.89
8/3/16 7:20	21.89
8/3/16 7:30	21.89
8/3/16 7:40	21.89

Key: Temp > 25°C

Date	Temp (°C)
8/3/16 7:50	21.89
8/3/16 8:00	21.89
8/3/16 8:10	21.89
8/3/16 8:20	21.89
8/3/16 8:30	21.89
8/3/16 8:40	21.89
8/3/16 8:50	21.89
8/3/16 9:00	21.89
8/3/16 9:10	21.89
8/3/16 9:20	21.89
8/3/16 9:30	21.89
8/3/16 9:40	21.89
8/3/16 9:50	21.89
8/3/16 10:00	21.89
8/3/16 10:10	21.89
8/3/16 10:20	21.89
8/3/16 10:30	21.89
8/3/16 10:40	21.89
8/3/16 10:50	21.89
8/3/16 11:00	21.89
8/3/16 11:10	21.89
8/3/16 11:20	21.89
8/3/16 11:30	21.89
8/3/16 11:40	21.89
8/3/16 11:50	21.89
8/3/16 12:00	21.89
8/3/16 12:10	21.89
8/3/16 12:20	21.89
8/3/16 12:30	21.89
8/3/16 12:40	21.89
8/3/16 12:50	21.89
8/3/16 13:00	21.89
8/3/16 13:10	21.89
8/3/16 13:20	21.89
8/3/16 13:30	21.89
8/3/16 13:40	21.89
8/3/16 13:50	21.89
8/3/16 14:00	21.89
8/3/16 14:10	21.89
8/3/16 14:20	21.89

Date	Temp (°C)
8/3/16 14:30	21.89
8/3/16 14:40	21.89
8/3/16 14:50	21.89
8/3/16 15:00	21.89
8/3/16 15:10	21.89
8/3/16 15:20	21.89
8/3/16 15:30	21.89
8/3/16 15:40	21.89
8/3/16 15:50	21.89
8/3/16 16:00	21.89
8/3/16 16:10	21.89
8/3/16 16:20	21.89
8/3/16 16:30	21.89
8/3/16 16:40	21.89
8/3/16 16:50	21.89
8/3/16 17:00	21.89
8/3/16 17:10	21.89
8/3/16 17:20	21.89
8/3/16 17:30	21.89
8/3/16 17:40	21.89
8/3/16 17:50	21.89
8/3/16 18:00	21.89
8/3/16 18:10	21.89
8/3/16 18:20	21.89
8/3/16 18:30	21.89
8/3/16 18:40	21.89
8/3/16 18:50	21.89
8/3/16 19:00	21.89
8/3/16 19:10	21.89
8/3/16 19:20	21.89
8/3/16 19:30	21.89
8/3/16 19:40	21.89
8/3/16 19:50	21.89
8/3/16 20:00	21.89
8/3/16 20:10	21.89
8/3/16 20:20	21.89
8/3/16 20:30	21.89
8/3/16 20:40	21.89
8/3/16 20:50	21.89
8/3/16 21:00	21.89

Date	Temp (°C)
8/3/16 21:10	21.89
8/3/16 21:20	21.89
8/3/16 21:30	21.89
8/3/16 21:40	21.89
8/3/16 21:50	21.89
8/3/16 22:00	21.89
8/3/16 22:10	21.89
8/3/16 22:20	21.89
8/3/16 22:30	21.89
8/3/16 22:40	21.89
8/3/16 22:50	21.89
8/3/16 23:00	21.89
8/3/16 23:10	21.89
8/3/16 23:20	21.89
8/3/16 23:30	21.89
8/3/16 23:40	21.89
8/3/16 23:50	21.89
8/4/16 0:00	21.89
8/4/16 0:10	21.89
8/4/16 0:20	21.89
8/4/16 0:30	21.89
8/4/16 0:40	21.89
8/4/16 0:50	21.89
8/4/16 1:00	21.89
8/4/16 1:10	21.89
8/4/16 1:20	21.89
8/4/16 1:30	21.89
8/4/16 1:40	21.89
8/4/16 1:50	21.89
8/4/16 2:00	21.89
8/4/16 2:10	21.89
8/4/16 2:20	21.89
8/4/16 2:30	21.89
8/4/16 2:40	21.89
8/4/16 2:50	21.89
8/4/16 3:00	21.89
8/4/16 3:10	21.89
8/4/16 3:20	21.89
8/4/16 3:30	21.89
8/4/16 3:40	21.89

Key: Temp > 25°C

Date	Temp (°C)
8/4/16 3:50	21.89
8/4/16 4:00	21.89
8/4/16 4:10	21.89
8/4/16 4:20	21.89
8/4/16 4:30	21.89
8/4/16 4:40	21.89
8/4/16 4:50	21.89
8/4/16 5:00	21.89
8/4/16 5:10	21.89
8/4/16 5:20	21.89
8/4/16 5:30	21.89
8/4/16 5:40	21.89
8/4/16 5:50	21.89
8/4/16 6:00	21.89
8/4/16 6:10	21.89
8/4/16 6:20	21.89
8/4/16 6:30	21.89
8/4/16 6:40	21.89
8/4/16 6:50	21.89
8/4/16 7:00	21.89
8/4/16 7:10	21.89
8/4/16 7:20	21.89
8/4/16 7:30	21.89
8/4/16 7:40	21.89
8/4/16 7:50	21.89
8/4/16 8:00	21.89
8/4/16 8:10	21.89
8/4/16 8:20	21.89
8/4/16 8:30	21.89
8/4/16 8:40	21.89
8/4/16 8:50	21.89
8/4/16 9:00	21.89
8/4/16 9:10	21.89
8/4/16 9:20	21.89
8/4/16 9:30	21.89
8/4/16 9:40	21.89
8/4/16 9:50	21.89
8/4/16 10:00	21.89
8/4/16 10:10	21.89
8/4/16 10:20	21.89

Date	Temp (°C)
8/4/16 10:30	21.89
8/4/16 10:40	21.89
8/4/16 10:50	21.89
8/4/16 11:00	21.89
8/4/16 11:10	21.89
8/4/16 11:20	21.89
8/4/16 11:30	21.89
8/4/16 11:40	21.89
8/4/16 11:50	21.89
8/4/16 12:00	21.89
8/4/16 12:10	21.89
8/4/16 12:20	21.89
8/4/16 12:30	21.89
8/4/16 12:40	21.89
8/4/16 12:50	21.89
8/4/16 13:00	21.89
8/4/16 13:10	21.89
8/4/16 13:20	21.89
8/4/16 13:30	21.89
8/4/16 13:40	21.89
8/4/16 13:50	21.89
8/4/16 14:00	21.89
8/4/16 14:10	21.89
8/4/16 14:20	21.89
8/4/16 14:30	21.89
8/4/16 14:40	21.89
8/4/16 14:50	21.89
8/4/16 15:00	21.89
8/4/16 15:10	21.89
8/4/16 15:20	21.89
8/4/16 15:30	21.89
8/4/16 15:40	21.89
8/4/16 15:50	21.89
8/4/16 16:00	21.89
8/4/16 16:10	21.89
8/4/16 16:20	21.89
8/4/16 16:30	21.89
8/4/16 16:40	21.89
8/4/16 16:50	21.89
8/4/16 17:00	21.89

Date	Temp (°C)
8/4/16 17:10	21.89
8/4/16 17:20	21.89
8/4/16 17:30	21.89
8/4/16 17:40	21.89
8/4/16 17:50	21.89
8/4/16 18:00	21.89
8/4/16 18:10	21.89
8/4/16 18:20	21.89
8/4/16 18:30	21.89
8/4/16 18:40	21.89
8/4/16 18:50	21.89
8/4/16 19:00	21.89
8/4/16 19:10	21.89
8/4/16 19:20	21.89
8/4/16 19:30	21.89
8/4/16 19:40	21.89
8/4/16 19:50	21.89
8/4/16 20:00	21.89
8/4/16 20:10	21.89
8/4/16 20:20	21.89
8/4/16 20:30	21.89
8/4/16 20:40	21.89
8/4/16 20:50	21.89
8/4/16 21:00	21.89
8/4/16 21:10	21.89
8/4/16 21:20	21.89
8/4/16 21:30	21.89
8/4/16 21:40	21.89
8/4/16 21:50	21.89
8/4/16 22:00	21.89
8/4/16 22:10	21.89
8/4/16 22:20	21.89
8/4/16 22:30	21.89
8/4/16 22:40	21.89
8/4/16 22:50	21.89
8/4/16 23:00	21.89
8/4/16 23:10	21.89
8/4/16 23:20	21.89
8/4/16 23:30	21.89
8/4/16 23:40	21.89

Key: Temp > 25°C

Date	Temp (°C)
8/4/16 23:50	21.89
8/5/16 0:00	21.89
8/5/16 0:10	21.89
8/5/16 0:20	21.89
8/5/16 0:30	21.89
8/5/16 0:40	21.89
8/5/16 0:50	21.89
8/5/16 1:00	21.89
8/5/16 1:10	21.89
8/5/16 1:20	21.89
8/5/16 1:30	21.89
8/5/16 1:40	21.89
8/5/16 1:50	21.89
8/5/16 2:00	21.89
8/5/16 2:10	21.89
8/5/16 2:20	21.89
8/5/16 2:30	21.89
8/5/16 2:40	21.89
8/5/16 2:50	21.89
8/5/16 3:00	21.89
8/5/16 3:10	21.89
8/5/16 3:20	21.89
8/5/16 3:30	21.89
8/5/16 3:40	21.89
8/5/16 3:50	21.89
8/5/16 4:00	21.89
8/5/16 4:10	21.89
8/5/16 4:20	21.89
8/5/16 4:30	21.89
8/5/16 4:40	21.89
8/5/16 4:50	21.89
8/5/16 5:00	21.89
8/5/16 5:10	21.89
8/5/16 5:20	21.89
8/5/16 5:30	21.89
8/5/16 5:40	21.89
8/5/16 5:50	21.89
8/5/16 6:00	21.89
8/5/16 6:10	21.89
8/5/16 6:20	21.89

Date	Temp (°C)
8/5/16 6:30	21.89
8/5/16 6:40	21.89
8/5/16 6:50	21.89
8/5/16 7:00	21.89
8/5/16 7:10	21.89
8/5/16 7:20	21.89
8/5/16 7:30	21.89
8/5/16 7:40	21.89
8/5/16 7:50	21.89
8/5/16 8:00	21.89
8/5/16 8:10	21.89
8/5/16 8:20	21.89
8/5/16 8:30	21.89
8/5/16 8:40	21.89
8/5/16 8:50	21.89
8/5/16 9:00	21.89
8/5/16 9:10	21.89
8/5/16 9:20	21.89
8/5/16 9:30	21.89
8/5/16 9:40	21.89
8/5/16 9:50	21.89
8/5/16 10:00	21.89
8/5/16 10:10	21.89
8/5/16 10:20	21.89
8/5/16 10:30	21.89
8/5/16 10:40	21.89
8/5/16 10:50	21.89
8/5/16 11:00	21.89
8/5/16 11:10	21.89
8/5/16 11:20	21.89
8/5/16 11:30	21.89
8/5/16 11:40	21.89
8/5/16 11:50	21.89
8/5/16 12:00	21.89
8/5/16 12:10	21.89
8/5/16 12:20	21.89
8/5/16 12:30	21.89
8/5/16 12:40	21.89
8/5/16 12:50	21.89
8/5/16 13:00	21.89

Date	Temp (°C)
8/5/16 13:10	21.89
8/5/16 13:20	21.89
8/5/16 13:30	21.89
8/5/16 13:40	21.89
8/5/16 13:50	21.89
8/5/16 14:00	21.89
8/5/16 14:10	21.89
8/5/16 14:20	21.89
8/5/16 14:30	21.89
8/5/16 14:40	21.89
8/5/16 14:50	21.89
8/5/16 15:00	21.89
8/5/16 15:10	21.89
8/5/16 15:20	21.89
8/5/16 15:30	21.89
8/5/16 15:40	21.89
8/5/16 15:50	21.89
8/5/16 16:00	21.89
8/5/16 16:10	21.89
8/5/16 16:20	21.89
8/5/16 16:30	21.89
8/5/16 16:40	21.89
8/5/16 16:50	21.89
8/5/16 17:00	21.89
8/5/16 17:10	21.89
8/5/16 17:20	21.89
8/5/16 17:30	21.89
8/5/16 17:40	21.89
8/5/16 17:50	21.89
8/5/16 18:00	21.89
8/5/16 18:10	21.89
8/5/16 18:20	21.89
8/5/16 18:30	21.89
8/5/16 18:40	21.89
8/5/16 18:50	21.89
8/5/16 19:00	21.89
8/5/16 19:10	21.89
8/5/16 19:20	21.89
8/5/16 19:30	21.89
8/5/16 19:40	21.89

Key: Temp > 25°C

Date	Temp (°C)
8/5/16 19:50	21.89
8/5/16 20:00	21.89
8/5/16 20:10	21.89
8/5/16 20:20	21.89
8/5/16 20:30	21.89
8/5/16 20:40	21.89
8/5/16 20:50	21.89
8/5/16 21:00	21.89
8/5/16 21:10	21.89
8/5/16 21:20	21.89
8/5/16 21:30	21.89
8/5/16 21:40	21.89
8/5/16 21:50	21.89
8/5/16 22:00	21.89
8/5/16 22:10	21.89
8/5/16 22:20	21.89
8/5/16 22:30	21.89
8/5/16 22:40	21.89
8/5/16 22:50	21.89
8/5/16 23:00	21.89
8/5/16 23:10	21.89
8/5/16 23:20	21.89
8/5/16 23:30	21.89
8/5/16 23:40	21.89
8/5/16 23:50	21.89
8/6/16 0:00	21.89
8/6/16 0:10	21.89
8/6/16 0:20	21.89
8/6/16 0:30	21.89
8/6/16 0:40	21.89
8/6/16 0:50	21.89
8/6/16 1:00	21.89
8/6/16 1:10	21.89
8/6/16 1:20	21.89
8/6/16 1:30	21.89
8/6/16 1:40	21.89
8/6/16 1:50	21.89
8/6/16 2:00	21.89
8/6/16 2:10	21.89
8/6/16 2:20	21.89

Date	Temp (°C)
8/6/16 2:30	21.89
8/6/16 2:40	21.89
8/6/16 2:50	21.89
8/6/16 3:00	21.89
8/6/16 3:10	21.89
8/6/16 3:20	21.89
8/6/16 3:30	21.89
8/6/16 3:40	21.89
8/6/16 3:50	21.89
8/6/16 4:00	21.89
8/6/16 4:10	21.89
8/6/16 4:20	21.89
8/6/16 4:30	21.89
8/6/16 4:40	21.89
8/6/16 4:50	21.89
8/6/16 5:00	21.89
8/6/16 5:10	21.89
8/6/16 5:20	21.89
8/6/16 5:30	21.89
8/6/16 5:40	21.89
8/6/16 5:50	21.89
8/6/16 6:00	21.89
8/6/16 6:10	21.89
8/6/16 6:20	21.89
8/6/16 6:30	21.89
8/6/16 6:40	21.89
8/6/16 6:50	21.89
8/6/16 7:00	21.89
8/6/16 7:10	21.89
8/6/16 7:20	21.89
8/6/16 7:30	21.89
8/6/16 7:40	21.89
8/6/16 7:50	21.89
8/6/16 8:00	21.89
8/6/16 8:10	21.89
8/6/16 8:20	21.89
8/6/16 8:30	21.89
8/6/16 8:40	21.89
8/6/16 8:50	21.89
8/6/16 9:00	21.89

Date	Temp (°C)
8/6/16 9:10	21.89
8/6/16 9:20	21.89
8/6/16 9:30	21.89
8/6/16 9:40	21.89
8/6/16 9:50	21.89
8/6/16 10:00	21.89
8/6/16 10:10	21.89
8/6/16 10:20	21.89
8/6/16 10:30	21.89
8/6/16 10:40	21.89
8/6/16 10:50	21.89
8/6/16 11:00	21.89
8/6/16 11:10	21.89
8/6/16 11:20	21.89
8/6/16 11:30	21.89
8/6/16 11:40	21.89
8/6/16 11:50	21.89
8/6/16 12:00	21.89
8/6/16 12:10	21.89
8/6/16 12:20	21.89
8/6/16 12:30	21.89
8/6/16 12:40	21.89
8/6/16 12:50	21.89
8/6/16 13:00	21.89
8/6/16 13:10	21.89
8/6/16 13:20	21.89
8/6/16 13:30	21.89
8/6/16 13:40	21.89
8/6/16 13:50	21.89
8/6/16 14:00	21.89
8/6/16 14:10	21.89
8/6/16 14:20	21.89
8/6/16 14:30	21.89
8/6/16 14:40	21.89
8/6/16 14:50	21.89
8/6/16 15:00	21.89
8/6/16 15:10	21.89
8/6/16 15:20	21.89
8/6/16 15:30	21.89
8/6/16 15:40	21.89

Key: Temp > 25°C

Date	Temp (°C)
8/6/16 15:50	21.89
8/6/16 16:00	21.89
8/6/16 16:10	21.89
8/6/16 16:20	21.89
8/6/16 16:30	21.89
8/6/16 16:40	21.89
8/6/16 16:50	21.89
8/6/16 17:00	21.89
8/6/16 17:10	21.89
8/6/16 17:20	21.89
8/6/16 17:30	21.89
8/6/16 17:40	21.89
8/6/16 17:50	21.89
8/6/16 18:00	21.89
8/6/16 18:10	21.89
8/6/16 18:20	21.89
8/6/16 18:30	21.89
8/6/16 18:40	21.89
8/6/16 18:50	21.89
8/6/16 19:00	21.89
8/6/16 19:10	21.89
8/6/16 19:20	21.89
8/6/16 19:30	21.89
8/6/16 19:40	21.89
8/6/16 19:50	21.89
8/6/16 20:00	21.89
8/6/16 20:10	21.89
8/6/16 20:20	21.89
8/6/16 20:30	21.89
8/6/16 20:40	21.89
8/6/16 20:50	21.89
8/6/16 21:00	21.89
8/6/16 21:10	21.89
8/6/16 21:20	21.89
8/6/16 21:30	21.89
8/6/16 21:40	21.89
8/6/16 21:50	21.89
8/6/16 22:00	21.89
8/6/16 22:10	21.89
8/6/16 22:20	21.89

Date	Temp (°C)
8/6/16 22:30	21.89
8/6/16 22:40	21.89
8/6/16 22:50	21.89
8/6/16 23:00	21.89
8/6/16 23:10	21.89
8/6/16 23:20	21.89
8/6/16 23:30	21.89
8/6/16 23:40	21.89
8/6/16 23:50	21.89
8/7/16 0:00	21.89
8/7/16 0:10	21.89
8/7/16 0:20	21.89
8/7/16 0:30	21.89
8/7/16 0:40	21.89
8/7/16 0:50	21.89
8/7/16 1:00	21.89
8/7/16 1:10	21.89
8/7/16 1:20	21.89
8/7/16 1:30	21.89
8/7/16 1:40	21.89
8/7/16 1:50	21.89
8/7/16 2:00	21.89
8/7/16 2:10	21.89
8/7/16 2:20	21.89
8/7/16 2:30	21.89
8/7/16 2:40	21.89
8/7/16 2:50	21.89
8/7/16 3:00	21.89
8/7/16 3:10	21.89
8/7/16 3:20	21.89
8/7/16 3:30	21.89
8/7/16 3:40	21.89
8/7/16 3:50	21.89
8/7/16 4:00	21.89
8/7/16 4:10	21.89
8/7/16 4:20	21.89
8/7/16 4:30	21.89
8/7/16 4:40	21.89
8/7/16 4:50	21.89
8/7/16 5:00	21.89

Date	Temp (°C)
8/7/16 5:10	21.89
8/7/16 5:20	21.89
8/7/16 5:30	21.89
8/7/16 5:40	21.89
8/7/16 5:50	21.89
8/7/16 6:00	21.89
8/7/16 6:10	21.89
8/7/16 6:20	21.89
8/7/16 6:30	21.89
8/7/16 6:40	21.89
8/7/16 6:50	21.89
8/7/16 7:00	21.89
8/7/16 7:10	21.89
8/7/16 7:20	21.89
8/7/16 7:30	21.89
8/7/16 7:40	21.89
8/7/16 7:50	21.89
8/7/16 8:00	21.89
8/7/16 8:10	21.89
8/7/16 8:20	21.89
8/7/16 8:30	21.89
8/7/16 8:40	21.89
8/7/16 8:50	21.89
8/7/16 9:00	21.89
8/7/16 9:10	21.89
8/7/16 9:20	21.89
8/7/16 9:30	21.89
8/7/16 9:40	21.89
8/7/16 9:50	21.89
8/7/16 10:00	21.89
8/7/16 10:10	21.89
8/7/16 10:20	21.89
8/7/16 10:30	21.89
8/7/16 10:40	21.89
8/7/16 10:50	21.89
8/7/16 11:00	21.89
8/7/16 11:10	21.89
8/7/16 11:20	21.89
8/7/16 11:30	21.89
8/7/16 11:40	21.89

Key: Temp > 25°C

Date	Temp (°C)
8/7/16 11:50	21.89
8/7/16 12:00	21.89
8/7/16 12:10	21.89
8/7/16 12:20	21.89
8/7/16 12:30	21.89
8/7/16 12:40	21.89
8/7/16 12:50	21.89
8/7/16 13:00	21.89
8/7/16 13:10	21.89
8/7/16 13:20	21.89
8/7/16 13:30	21.89
8/7/16 13:40	21.89
8/7/16 13:50	21.89
8/7/16 14:00	21.89
8/7/16 14:10	21.89
8/7/16 14:20	21.89
8/7/16 14:30	21.89
8/7/16 14:40	21.89
8/7/16 14:50	21.89
8/7/16 15:00	21.89
8/7/16 15:10	21.89
8/7/16 15:20	21.89
8/7/16 15:30	21.89
8/7/16 15:40	21.89
8/7/16 15:50	21.89
8/7/16 16:00	21.89
8/7/16 16:10	21.89
8/7/16 16:20	21.89
8/7/16 16:30	21.89
8/7/16 16:40	21.89
8/7/16 16:50	21.89
8/7/16 17:00	21.89
8/7/16 17:10	21.89
8/7/16 17:20	21.89
8/7/16 17:30	21.89
8/7/16 17:40	21.89
8/7/16 17:50	21.89
8/7/16 18:00	21.89
8/7/16 18:10	21.89
8/7/16 18:20	21.89

Date	Temp (°C)
8/7/16 18:30	21.89
8/7/16 18:40	21.89
8/7/16 18:50	21.89
8/7/16 19:00	21.89
8/7/16 19:10	21.89
8/7/16 19:20	21.89
8/7/16 19:30	21.89
8/7/16 19:40	21.89
8/7/16 19:50	21.89
8/7/16 20:00	21.89
8/7/16 20:10	21.89
8/7/16 20:20	21.89
8/7/16 20:30	21.89
8/7/16 20:40	21.89
8/7/16 20:50	21.89
8/7/16 21:00	21.89
8/7/16 21:10	21.89
8/7/16 21:20	21.89
8/7/16 21:30	21.89
8/7/16 21:40	21.89
8/7/16 21:50	21.89
8/7/16 22:00	21.89
8/7/16 22:10	21.89
8/7/16 22:20	21.89
8/7/16 22:30	21.89
8/7/16 22:40	21.89
8/7/16 22:50	21.89
8/7/16 23:00	21.89
8/7/16 23:10	21.89
8/7/16 23:20	21.89
8/7/16 23:30	21.89
8/7/16 23:40	21.89
8/7/16 23:50	21.89
8/8/16 0:00	21.89
8/8/16 0:10	21.89
8/8/16 0:20	21.89
8/8/16 0:30	21.89
8/8/16 0:40	21.89
8/8/16 0:50	21.89
8/8/16 1:00	21.89

Date	Temp (°C)
8/8/16 1:10	21.89
8/8/16 1:20	21.89
8/8/16 1:30	21.89
8/8/16 1:40	21.89
8/8/16 1:50	21.89
8/8/16 2:00	21.89
8/8/16 2:10	21.89
8/8/16 2:20	21.89
8/8/16 2:30	21.89
8/8/16 2:40	21.89
8/8/16 2:50	21.89
8/8/16 3:00	21.89
8/8/16 3:10	21.89
8/8/16 3:20	21.89
8/8/16 3:30	21.89
8/8/16 3:40	21.89
8/8/16 3:50	21.89
8/8/16 4:00	21.89
8/8/16 4:10	21.89
8/8/16 4:20	21.89
8/8/16 4:30	21.89
8/8/16 4:40	21.89
8/8/16 4:50	21.89
8/8/16 5:00	21.89
8/8/16 5:10	21.89
8/8/16 5:20	21.89
8/8/16 5:30	21.89
8/8/16 5:40	21.89
8/8/16 5:50	21.89
8/8/16 6:00	21.89
8/8/16 6:10	21.89
8/8/16 6:20	21.89
8/8/16 6:30	21.89
8/8/16 6:40	21.89
8/8/16 6:50	21.89
8/8/16 7:00	21.89
8/8/16 7:10	21.89
8/8/16 7:20	21.89
8/8/16 7:30	21.89
8/8/16 7:40	21.89

Key: Temp > 25°C

Date	Temp (°C)
8/8/16 7:50	21.89
8/8/16 8:00	21.89
8/8/16 8:10	21.89
8/8/16 8:20	21.89
8/8/16 8:30	21.89
8/8/16 8:40	21.89
8/8/16 8:50	21.89
8/8/16 9:00	21.89
8/8/16 9:10	21.89
8/8/16 9:20	21.89
8/8/16 9:30	21.89
8/8/16 9:40	21.89
8/8/16 9:50	21.89
8/8/16 10:00	21.89
8/8/16 10:10	21.89
8/8/16 10:20	21.89
8/8/16 10:30	21.89
8/8/16 10:40	21.89
8/8/16 10:50	21.89
8/8/16 11:00	21.89
8/8/16 11:10	21.89
8/8/16 11:20	21.89
8/8/16 11:30	21.89
8/8/16 11:40	21.89
8/8/16 11:50	21.89
8/8/16 12:00	21.89
8/8/16 12:10	21.89
8/8/16 12:20	21.89
8/8/16 12:30	21.89
8/8/16 12:40	21.89
8/8/16 12:50	21.89
8/8/16 13:00	21.89
8/8/16 13:10	21.89
8/8/16 13:20	21.89
8/8/16 13:30	21.89
8/8/16 13:40	21.89
8/8/16 13:50	21.89
8/8/16 14:00	21.89
8/8/16 14:10	21.89
8/8/16 14:20	21.89

Date	Temp (°C)
8/8/16 14:30	21.89
8/8/16 14:40	21.89
8/8/16 14:50	21.89
8/8/16 15:00	21.89
8/8/16 15:10	21.89
8/8/16 15:20	21.89
8/8/16 15:30	21.89
8/8/16 15:40	21.89
8/8/16 15:50	21.89
8/8/16 16:00	21.89
8/8/16 16:10	21.89
8/8/16 16:20	21.89
8/8/16 16:30	21.89
8/8/16 16:40	21.89
8/8/16 16:50	21.89
8/8/16 17:00	21.89
8/8/16 17:10	21.89
8/8/16 17:20	21.89
8/8/16 17:30	21.89
8/8/16 17:40	21.89
8/8/16 17:50	21.89
8/8/16 18:00	21.89
8/8/16 18:10	21.89
8/8/16 18:20	21.89
8/8/16 18:30	21.89
8/8/16 18:40	21.89
8/8/16 18:50	21.89
8/8/16 19:00	21.89
8/8/16 19:10	21.89
8/8/16 19:20	21.89
8/8/16 19:30	21.89
8/8/16 19:40	21.89
8/8/16 19:50	21.89
8/8/16 20:00	21.89
8/8/16 20:10	21.89
8/8/16 20:20	21.89
8/8/16 20:30	21.89
8/8/16 20:40	21.89
8/8/16 20:50	21.89
8/8/16 21:00	21.89

Date	Temp (°C)
8/8/16 21:10	21.89
8/8/16 21:20	21.89
8/8/16 21:30	21.89
8/8/16 21:40	21.89
8/8/16 21:50	21.89
8/8/16 22:00	21.89
8/8/16 22:10	21.89
8/8/16 22:20	21.89
8/8/16 22:30	21.89
8/8/16 22:40	21.89
8/8/16 22:50	21.89
8/8/16 23:00	21.89
8/8/16 23:10	21.89
8/8/16 23:20	21.89
8/8/16 23:30	21.89
8/8/16 23:40	21.89
8/8/16 23:50	21.89
8/9/16 0:00	21.89
8/9/16 0:10	21.89
8/9/16 0:20	21.89
8/9/16 0:30	21.89
8/9/16 0:40	21.89
8/9/16 0:50	21.89
8/9/16 1:00	21.89
8/9/16 1:10	21.89
8/9/16 1:20	21.89
8/9/16 1:30	21.89
8/9/16 1:40	21.89
8/9/16 1:50	21.89
8/9/16 2:00	21.89
8/9/16 2:10	21.89
8/9/16 2:20	21.89
8/9/16 2:30	21.89
8/9/16 2:40	21.89
8/9/16 2:50	21.89
8/9/16 3:00	21.89
8/9/16 3:10	21.89
8/9/16 3:20	21.89
8/9/16 3:30	21.89
8/9/16 3:40	21.89

Key: Temp > 25°C

Date	Temp (°C)
8/9/16 3:50	21.89
8/9/16 4:00	21.89
8/9/16 4:10	21.89
8/9/16 4:20	21.89
8/9/16 4:30	21.89
8/9/16 4:40	21.89
8/9/16 4:50	21.89
8/9/16 5:00	21.89
8/9/16 5:10	21.89
8/9/16 5:20	21.89
8/9/16 5:30	21.89
8/9/16 5:40	21.89
8/9/16 5:50	21.89
8/9/16 6:00	21.89
8/9/16 6:10	21.89
8/9/16 6:20	21.89
8/9/16 6:30	21.89
8/9/16 6:40	21.89
8/9/16 6:50	21.89
8/9/16 7:00	21.89
8/9/16 7:10	21.89
8/9/16 7:20	21.89
8/9/16 7:30	21.89
8/9/16 7:40	21.89
8/9/16 7:50	21.89
8/9/16 8:00	21.89
8/9/16 8:10	21.89
8/9/16 8:20	21.89
8/9/16 8:30	21.89
8/9/16 8:40	21.89
8/9/16 8:50	21.89
8/9/16 9:00	21.89
8/9/16 9:10	21.89
8/9/16 9:20	21.89
8/9/16 9:30	21.89
8/9/16 9:40	21.89
8/9/16 9:50	21.89
8/9/16 10:00	21.89
8/9/16 10:10	21.89
8/9/16 10:20	21.89

Date	Temp (°C)
8/9/16 10:30	21.89
8/9/16 10:40	21.89
8/9/16 10:50	21.89
8/9/16 11:00	21.89
8/9/16 11:10	21.89
8/9/16 11:20	21.89
8/9/16 11:30	21.89
8/9/16 11:40	21.89
8/9/16 11:50	21.89
8/9/16 12:00	21.89
8/9/16 12:10	21.89
8/9/16 12:20	21.89
8/9/16 12:30	21.89
8/9/16 12:40	21.89
8/9/16 12:50	21.89
8/9/16 13:00	21.89
8/9/16 13:10	21.89
8/9/16 13:20	21.89
8/9/16 13:30	21.89
8/9/16 13:40	21.89
8/9/16 13:50	21.89
8/9/16 14:00	21.89
8/9/16 14:10	21.89
8/9/16 14:20	21.89
8/9/16 14:30	21.89
8/9/16 14:40	21.89
8/9/16 14:50	21.89
8/9/16 15:00	21.89
8/9/16 15:10	21.89
8/9/16 15:20	21.89
8/9/16 15:30	21.89
8/9/16 15:40	21.89
8/9/16 15:50	21.89
8/9/16 16:00	21.89
8/9/16 16:10	21.89
8/9/16 16:20	21.89
8/9/16 16:30	21.89
8/9/16 16:40	21.89
8/9/16 16:50	21.89
8/9/16 17:00	21.89

Date	Temp (°C)
8/9/16 17:10	21.89
8/9/16 17:20	21.89
8/9/16 17:30	21.89
8/9/16 17:40	21.89
8/9/16 17:50	21.89
8/9/16 18:00	21.89
8/9/16 18:10	21.89
8/9/16 18:20	21.89
8/9/16 18:30	21.89
8/9/16 18:40	21.89
8/9/16 18:50	21.89
8/9/16 19:00	21.89
8/9/16 19:10	21.89
8/9/16 19:20	21.89
8/9/16 19:30	21.89
8/9/16 19:40	21.89
8/9/16 19:50	21.89
8/9/16 20:00	21.89
8/9/16 20:10	21.89
8/9/16 20:20	21.89
8/9/16 20:30	21.89
8/9/16 20:40	21.89
8/9/16 20:50	21.89
8/9/16 21:00	21.89
8/9/16 21:10	21.89
8/9/16 21:20	21.89
8/9/16 21:30	21.89
8/9/16 21:40	21.89
8/9/16 21:50	21.89
8/9/16 22:00	21.89
8/9/16 22:10	21.89
8/9/16 22:20	21.89
8/9/16 22:30	21.89
8/9/16 22:40	21.89
8/9/16 22:50	21.89
8/9/16 23:00	21.89
8/9/16 23:10	21.89
8/9/16 23:20	21.89
8/9/16 23:30	21.89
8/9/16 23:40	21.89

Key: Temp > 25°C

Date	Temp (°C)
8/9/16 23:50	21.89
8/10/16 0:00	21.89
8/10/16 0:10	21.89
8/10/16 0:20	21.89
8/10/16 0:30	21.89
8/10/16 0:40	21.89
8/10/16 0:50	21.89
8/10/16 1:00	21.89
8/10/16 1:10	21.89
8/10/16 1:20	21.89
8/10/16 1:30	21.89
8/10/16 1:40	21.89
8/10/16 1:50	21.89
8/10/16 2:00	21.89
8/10/16 2:10	21.89
8/10/16 2:20	21.89
8/10/16 2:30	21.89
8/10/16 2:40	21.89
8/10/16 2:50	21.89
8/10/16 3:00	21.89
8/10/16 3:10	21.89
8/10/16 3:20	21.89
8/10/16 3:30	21.89
8/10/16 3:40	21.89
8/10/16 3:50	21.89
8/10/16 4:00	21.89
8/10/16 4:10	21.89
8/10/16 4:20	21.89
8/10/16 4:30	21.89
8/10/16 4:40	21.89
8/10/16 4:50	21.89
8/10/16 5:00	21.89
8/10/16 5:10	21.89
8/10/16 5:20	21.89
8/10/16 5:30	21.89
8/10/16 5:40	21.89
8/10/16 5:50	21.89
8/10/16 6:00	21.89
8/10/16 6:10	21.89
8/10/16 6:20	21.89
8/10/16 6:30	21.89
8/10/16 6:40	21.89
8/10/16 6:50	21.89
8/10/16 7:00	21.89
8/10/16 7:10	21.89
8/10/16 7:20	21.89
8/10/16 7:30	21.89
8/10/16 7:40	21.89
8/10/16 7:50	21.89
8/10/16 8:00	21.89
8/10/16 8:10	21.89
8/10/16 8:20	21.89
8/10/16 8:30	21.89
8/10/16 8:40	21.89
8/10/16 8:50	21.89
8/10/16 9:00	21.89
8/10/16 9:10	21.89
8/10/16 9:20	21.89
8/10/16 9:30	21.89
8/10/16 9:40	21.89
8/10/16 9:50	21.89
8/10/16 10:00	21.89
8/10/16 10:10	21.89
8/10/16 10:20	21.89
8/10/16 10:30	21.89
8/10/16 10:40	21.89
8/10/16 10:50	21.89
8/10/16 11:00	21.89
8/10/16 11:10	21.89
8/10/16 11:20	21.89
8/10/16 11:30	21.89
8/10/16 11:40	21.89
8/10/16 11:50	21.89
8/10/16 12:00	21.89
8/10/16 12:10	21.89
8/10/16 12:20	21.89
8/10/16 12:30	21.89
8/10/16 12:40	21.89
8/10/16 12:50	21.89
8/10/16 13:00	21.89
8/10/16 13:10	21.89
8/10/16 13:20	21.89
8/10/16 13:30	21.89
8/10/16 13:40	21.89
8/10/16 13:50	21.89
8/10/16 14:00	21.89
8/10/16 14:10	21.89
8/10/16 14:20	21.89
8/10/16 14:30	21.89
8/10/16 14:40	21.89
8/10/16 14:50	21.89
8/10/16 15:00	21.89
8/10/16 15:10	21.89
8/10/16 15:20	21.89
8/10/16 15:30	21.89
8/10/16 15:40	21.89
8/10/16 15:50	21.89
8/10/16 16:00	21.89
8/10/16 16:10	21.89
8/10/16 16:20	21.89
8/10/16 16:30	21.89
8/10/16 16:40	21.89
8/10/16 16:50	21.89
8/10/16 17:00	21.89
8/10/16 17:10	21.89
8/10/16 17:20	21.89
8/10/16 17:30	21.89
8/10/16 17:40	21.89
8/10/16 17:50	21.89
8/10/16 18:00	21.89
8/10/16 18:10	21.89
8/10/16 18:20	21.89
8/10/16 18:30	21.89
8/10/16 18:40	21.89
8/10/16 18:50	21.89
8/10/16 19:00	21.89
8/10/16 19:10	21.89
8/10/16 19:20	21.89
8/10/16 19:30	21.89
8/10/16 19:40	21.89

Key: Temp > 25°C

Date	Temp (°C)
8/10/16 19:50	21.89
8/10/16 20:00	21.89
8/10/16 20:10	21.89
8/10/16 20:20	21.89
8/10/16 20:30	21.89
8/10/16 20:40	21.89
8/10/16 20:50	21.89
8/10/16 21:00	21.89
8/10/16 21:10	21.89
8/10/16 21:20	21.89
8/10/16 21:30	21.89
8/10/16 21:40	21.89
8/10/16 21:50	21.89
8/10/16 22:00	21.89
8/10/16 22:10	21.89
8/10/16 22:20	21.89
8/10/16 22:30	21.89
8/10/16 22:40	21.89
8/10/16 22:50	21.89
8/10/16 23:00	21.89
8/10/16 23:10	21.89
8/10/16 23:20	21.89
8/10/16 23:30	21.89
8/10/16 23:40	21.89
8/10/16 23:50	21.89
8/11/16 0:00	21.89
8/11/16 0:10	21.89
8/11/16 0:20	21.89
8/11/16 0:30	21.89
8/11/16 0:40	21.89
8/11/16 0:50	21.89
8/11/16 1:00	21.89
8/11/16 1:10	21.89
8/11/16 1:20	21.89
8/11/16 1:30	21.89
8/11/16 1:40	21.89
8/11/16 1:50	21.89
8/11/16 2:00	21.89
8/11/16 2:10	21.89
8/11/16 2:20	21.89

Date	Temp (°C)
8/11/16 2:30	21.89
8/11/16 2:40	21.89
8/11/16 2:50	21.89
8/11/16 3:00	21.89
8/11/16 3:10	21.89
8/11/16 3:20	21.89
8/11/16 3:30	21.89
8/11/16 3:40	21.89
8/11/16 3:50	21.89
8/11/16 4:00	21.89
8/11/16 4:10	21.89
8/11/16 4:20	21.89
8/11/16 4:30	21.89
8/11/16 4:40	21.89
8/11/16 4:50	21.89
8/11/16 5:00	21.89
8/11/16 5:10	21.89
8/11/16 5:20	21.89
8/11/16 5:30	21.89
8/11/16 5:40	21.89
8/11/16 5:50	21.89
8/11/16 6:00	21.89
8/11/16 6:10	21.89
8/11/16 6:20	21.89
8/11/16 6:30	21.89
8/11/16 6:40	21.89
8/11/16 6:50	21.89
8/11/16 7:00	21.89
8/11/16 7:10	21.89
8/11/16 7:20	21.89
8/11/16 7:30	21.89
8/11/16 7:40	21.89
8/11/16 7:50	21.89
8/11/16 8:00	21.89
8/11/16 8:10	21.89
8/11/16 8:20	21.89
8/11/16 8:30	21.89
8/11/16 8:40	21.89
8/11/16 8:50	21.89
8/11/16 9:00	21.89

Date	Temp (°C)
8/11/16 9:10	21.89
8/11/16 9:20	21.89
8/11/16 9:30	21.89
8/11/16 9:40	21.89
8/11/16 9:50	21.89
8/11/16 10:00	21.89
8/11/16 10:10	21.89
8/11/16 10:20	21.89
8/11/16 10:30	21.89
8/11/16 10:40	21.89
8/11/16 10:50	21.89
8/11/16 11:00	21.89
8/11/16 11:10	21.89
8/11/16 11:20	21.89
8/11/16 11:30	21.89
8/11/16 11:40	21.89
8/11/16 11:50	21.89
8/11/16 12:00	21.89
8/11/16 12:10	21.89
8/11/16 12:20	21.89
8/11/16 12:30	21.89
8/11/16 12:40	21.89
8/11/16 12:50	21.89
8/11/16 13:00	21.89
8/11/16 13:10	21.89
8/11/16 13:20	21.89
8/11/16 13:30	21.89
8/11/16 13:40	21.89
8/11/16 13:50	21.89
8/11/16 14:00	21.89
8/11/16 14:10	21.89
8/11/16 14:20	21.89
8/11/16 14:30	21.89
8/11/16 14:40	21.89
8/11/16 14:50	21.89
8/11/16 15:00	21.89
8/11/16 15:10	21.89
8/11/16 15:20	21.89
8/11/16 15:30	21.89
8/11/16 15:40	21.89

Key: Temp > 25°C

Date	Temp (°C)
8/11/16 15:50	21.89
8/11/16 16:00	21.89
8/11/16 16:10	21.89
8/11/16 16:20	21.89
8/11/16 16:30	21.89
8/11/16 16:40	21.89
8/11/16 16:50	21.89
8/11/16 17:00	21.89
8/11/16 17:10	21.89
8/11/16 17:20	21.89
8/11/16 17:30	21.89
8/11/16 17:40	21.89
8/11/16 17:50	21.89
8/11/16 18:00	21.89
8/11/16 18:10	21.89
8/11/16 18:20	21.89
8/11/16 18:30	21.89
8/11/16 18:40	21.89
8/11/16 18:50	21.89
8/11/16 19:00	21.89
8/11/16 19:10	21.89
8/11/16 19:20	21.89
8/11/16 19:30	21.89
8/11/16 19:40	21.89
8/11/16 19:50	21.89
8/11/16 20:00	21.89
8/11/16 20:10	21.89
8/11/16 20:20	21.89
8/11/16 20:30	21.89
8/11/16 20:40	21.89
8/11/16 20:50	21.89
8/11/16 21:00	21.89
8/11/16 21:10	21.89
8/11/16 21:20	21.89
8/11/16 21:30	21.89
8/11/16 21:40	21.89
8/11/16 21:50	21.89
8/11/16 22:00	21.89
8/11/16 22:10	21.89
8/11/16 22:20	21.89

Date	Temp (°C)
8/11/16 22:30	21.89
8/11/16 22:40	21.89
8/11/16 22:50	21.89
8/11/16 23:00	21.89
8/11/16 23:10	21.89
8/11/16 23:20	21.89
8/11/16 23:30	21.89
8/11/16 23:40	21.89
8/11/16 23:50	21.89
8/12/16 0:00	21.89
8/12/16 0:10	21.89
8/12/16 0:20	21.89
8/12/16 0:30	21.89
8/12/16 0:40	21.89
8/12/16 0:50	21.89
8/12/16 1:00	21.89
8/12/16 1:10	21.89
8/12/16 1:20	21.89
8/12/16 1:30	21.89
8/12/16 1:40	21.89
8/12/16 1:50	21.89
8/12/16 2:00	21.89
8/12/16 2:10	21.89
8/12/16 2:20	21.89
8/12/16 2:30	21.89
8/12/16 2:40	21.89
8/12/16 2:50	21.89
8/12/16 3:00	21.89
8/12/16 3:10	21.89
8/12/16 3:20	21.89
8/12/16 3:30	21.89
8/12/16 3:40	21.89
8/12/16 3:50	21.89
8/12/16 4:00	21.89
8/12/16 4:10	21.89
8/12/16 4:20	21.89
8/12/16 4:30	21.89
8/12/16 4:40	21.89
8/12/16 4:50	21.89
8/12/16 5:00	21.89

Date	Temp (°C)
8/12/16 5:10	21.89
8/12/16 5:20	21.89
8/12/16 5:30	21.89
8/12/16 5:40	21.89
8/12/16 5:50	21.89
8/12/16 6:00	21.89
8/12/16 6:10	21.89
8/12/16 6:20	21.89
8/12/16 6:30	21.89
8/12/16 6:40	21.89
8/12/16 6:50	21.89
8/12/16 7:00	21.89
8/12/16 7:10	21.89
8/12/16 7:20	21.89
8/12/16 7:30	21.89
8/12/16 7:40	21.89
8/12/16 7:50	21.89
8/12/16 8:00	21.89
8/12/16 8:10	21.89
8/12/16 8:20	21.89
8/12/16 8:30	21.89
8/12/16 8:40	21.89
8/12/16 8:50	21.89
8/12/16 9:00	21.89
8/12/16 9:10	21.89
8/12/16 9:20	21.89
8/12/16 9:30	21.89
8/12/16 9:40	21.89
8/12/16 9:50	21.89
8/12/16 10:00	21.89
8/12/16 10:10	21.89
8/12/16 10:20	21.89
8/12/16 10:30	21.89
8/12/16 10:40	21.89
8/12/16 10:50	21.89
8/12/16 11:00	21.89
8/12/16 11:10	21.89
8/12/16 11:20	21.89
8/12/16 11:30	21.89
8/12/16 11:40	21.89

Key: Temp > 25°C

Date	Temp (°C)
8/12/16 11:50	21.89
8/12/16 12:00	21.89
8/12/16 12:10	21.89
8/12/16 12:20	21.89
8/12/16 12:30	21.89
8/12/16 12:40	21.89
8/12/16 12:50	21.89
8/12/16 13:00	21.89
8/12/16 13:10	21.89
8/12/16 13:20	21.89
8/12/16 13:30	21.89
8/12/16 13:40	21.89
8/12/16 13:50	21.89
8/12/16 14:00	21.89
8/12/16 14:10	21.89
8/12/16 14:20	21.89
8/12/16 14:30	21.89
8/12/16 14:40	21.89
8/12/16 14:50	21.89
8/12/16 15:00	21.89
8/12/16 15:10	21.89
8/12/16 15:20	21.89
8/12/16 15:30	21.89
8/12/16 15:40	21.89
8/12/16 15:50	21.89
8/12/16 16:00	21.89
8/12/16 16:10	21.89
8/12/16 16:20	21.89
8/12/16 16:30	21.89
8/12/16 16:40	21.89
8/12/16 16:50	21.89
8/12/16 17:00	21.89
8/12/16 17:10	21.89
8/12/16 17:20	21.89
8/12/16 17:30	21.89
8/12/16 17:40	21.89
8/12/16 17:50	21.89
8/12/16 18:00	21.89
8/12/16 18:10	21.89
8/12/16 18:20	21.89

Date	Temp (°C)
8/12/16 18:30	21.89
8/12/16 18:40	21.89
8/12/16 18:50	21.89
8/12/16 19:00	21.89
8/12/16 19:10	21.89
8/12/16 19:20	21.89
8/12/16 19:30	21.89
8/12/16 19:40	21.89
8/12/16 19:50	21.89
8/12/16 20:00	21.89
8/12/16 20:10	21.89
8/12/16 20:20	21.89
8/12/16 20:30	21.89
8/12/16 20:40	21.89
8/12/16 20:50	21.89
8/12/16 21:00	21.89
8/12/16 21:10	21.89
8/12/16 21:20	21.89
8/12/16 21:30	21.89
8/12/16 21:40	21.89
8/12/16 21:50	21.89
8/12/16 22:00	21.89
8/12/16 22:10	21.89
8/12/16 22:20	21.89
8/12/16 22:30	21.89
8/12/16 22:40	21.89
8/12/16 22:50	21.89
8/12/16 23:00	21.89
8/12/16 23:10	21.89
8/12/16 23:20	21.89
8/12/16 23:30	21.89
8/12/16 23:40	21.89
8/12/16 23:50	21.89
8/13/16 0:00	21.89
8/13/16 0:10	21.89
8/13/16 0:20	21.89
8/13/16 0:30	21.89
8/13/16 0:40	21.89
8/13/16 0:50	21.89
8/13/16 1:00	21.89

Date	Temp (°C)
8/13/16 1:10	21.89
8/13/16 1:20	21.89
8/13/16 1:30	21.89
8/13/16 1:40	21.89
8/13/16 1:50	21.89
8/13/16 2:00	21.89
8/13/16 2:10	21.89
8/13/16 2:20	21.89
8/13/16 2:30	21.89
8/13/16 2:40	21.89
8/13/16 2:50	21.89
8/13/16 3:00	21.89
8/13/16 3:10	21.89
8/13/16 3:20	21.89
8/13/16 3:30	21.89
8/13/16 3:40	21.89
8/13/16 3:50	21.89
8/13/16 4:00	21.89
8/13/16 4:10	21.89
8/13/16 4:20	21.89
8/13/16 4:30	21.89
8/13/16 4:40	21.89
8/13/16 4:50	21.89
8/13/16 5:00	21.89
8/13/16 5:10	21.89
8/13/16 5:20	21.89
8/13/16 5:30	21.89
8/13/16 5:40	21.89
8/13/16 5:50	21.89
8/13/16 6:00	21.89
8/13/16 6:10	21.89
8/13/16 6:20	21.89
8/13/16 6:30	21.89
8/13/16 6:40	21.89
8/13/16 6:50	21.89
8/13/16 7:00	21.89
8/13/16 7:10	21.89
8/13/16 7:20	21.89
8/13/16 7:30	21.89
8/13/16 7:40	21.89

Key: Temp > 25°C

Date	Temp (°C)
8/13/16 7:50	21.89
8/13/16 8:00	21.89
8/13/16 8:10	21.89
8/13/16 8:20	21.89
8/13/16 8:30	21.89
8/13/16 8:40	21.89
8/13/16 8:50	21.89
8/13/16 9:00	21.89
8/13/16 9:10	21.89
8/13/16 9:20	21.89
8/13/16 9:30	21.89
8/13/16 9:40	21.89
8/13/16 9:50	21.89
8/13/16 10:00	21.89
8/13/16 10:10	21.89
8/13/16 10:20	21.89
8/13/16 10:30	21.89
8/13/16 10:40	21.89
8/13/16 10:50	21.89
8/13/16 11:00	21.89
8/13/16 11:10	21.89
8/13/16 11:20	21.89
8/13/16 11:30	21.89
8/13/16 11:40	21.89
8/13/16 11:50	21.89
8/13/16 12:00	21.89
8/13/16 12:10	21.89
8/13/16 12:20	21.89
8/13/16 12:30	21.89
8/13/16 12:40	21.89
8/13/16 12:50	21.89
8/13/16 13:00	21.89
8/13/16 13:10	21.89
8/13/16 13:20	21.89
8/13/16 13:30	21.89
8/13/16 13:40	21.89
8/13/16 13:50	21.89
8/13/16 14:00	21.89
8/13/16 14:10	21.89
8/13/16 14:20	21.89

Date	Temp (°C)
8/13/16 14:30	21.89
8/13/16 14:40	21.89
8/13/16 14:50	21.89
8/13/16 15:00	21.89
8/13/16 15:10	21.89
8/13/16 15:20	21.89
8/13/16 15:30	21.89
8/13/16 15:40	21.89
8/13/16 15:50	21.89
8/13/16 16:00	21.89
8/13/16 16:10	21.89
8/13/16 16:20	21.89
8/13/16 16:30	21.89
8/13/16 16:40	21.89
8/13/16 16:50	21.89
8/13/16 17:00	21.89
8/13/16 17:10	21.89
8/13/16 17:20	21.89
8/13/16 17:30	21.89
8/13/16 17:40	21.89
8/13/16 17:50	21.89
8/13/16 18:00	21.89
8/13/16 18:10	21.89
8/13/16 18:20	21.89
8/13/16 18:30	21.89
8/13/16 18:40	21.89
8/13/16 18:50	21.89
8/13/16 19:00	21.89
8/13/16 19:10	21.89
8/13/16 19:20	21.89
8/13/16 19:30	21.89
8/13/16 19:40	21.89
8/13/16 19:50	21.89
8/13/16 20:00	21.89
8/13/16 20:10	21.89
8/13/16 20:20	21.89
8/13/16 20:30	21.89
8/13/16 20:40	21.89
8/13/16 20:50	21.89
8/13/16 21:00	21.89

Date	Temp (°C)
8/13/16 21:10	21.89
8/13/16 21:20	21.89
8/13/16 21:30	21.89
8/13/16 21:40	21.89
8/13/16 21:50	21.89
8/13/16 22:00	21.89
8/13/16 22:10	21.89
8/13/16 22:20	21.89
8/13/16 22:30	21.89
8/13/16 22:40	21.89
8/13/16 22:50	21.89
8/13/16 23:00	21.89
8/13/16 23:10	21.89
8/13/16 23:20	21.89
8/13/16 23:30	21.89
8/13/16 23:40	21.89
8/13/16 23:50	21.89
8/14/16 0:00	21.89
8/14/16 0:10	21.89
8/14/16 0:20	21.89
8/14/16 0:30	21.89
8/14/16 0:40	21.89
8/14/16 0:50	21.89
8/14/16 1:00	21.89
8/14/16 1:10	21.89
8/14/16 1:20	21.89
8/14/16 1:30	21.89
8/14/16 1:40	21.89
8/14/16 1:50	21.89
8/14/16 2:00	21.89
8/14/16 2:10	21.89
8/14/16 2:20	21.89
8/14/16 2:30	21.89
8/14/16 2:40	21.89
8/14/16 2:50	21.89
8/14/16 3:00	21.89
8/14/16 3:10	21.89
8/14/16 3:20	21.89
8/14/16 3:30	21.89
8/14/16 3:40	21.89

Key: Temp > 25°C

Date	Temp (°C)
8/14/16 3:50	21.89
8/14/16 4:00	21.89
8/14/16 4:10	21.89
8/14/16 4:20	21.89
8/14/16 4:30	21.89
8/14/16 4:40	21.89
8/14/16 4:50	21.89
8/14/16 5:00	21.89
8/14/16 5:10	21.89
8/14/16 5:20	21.89
8/14/16 5:30	21.89
8/14/16 5:40	21.89
8/14/16 5:50	21.89
8/14/16 6:00	21.89
8/14/16 6:10	21.89
8/14/16 6:20	21.89
8/14/16 6:30	21.89
8/14/16 6:40	21.89
8/14/16 6:50	21.89
8/14/16 7:00	21.89
8/14/16 7:10	21.89
8/14/16 7:20	21.89
8/14/16 7:30	21.89
8/14/16 7:40	21.89
8/14/16 7:50	21.89
8/14/16 8:00	21.89
8/14/16 8:10	21.89
8/14/16 8:20	21.89
8/14/16 8:30	21.89
8/14/16 8:40	21.89
8/14/16 8:50	21.89
8/14/16 9:00	21.89
8/14/16 9:10	21.89
8/14/16 9:20	21.89
8/14/16 9:30	21.89
8/14/16 9:40	21.89
8/14/16 9:50	21.89
8/14/16 10:00	21.89
8/14/16 10:10	21.89
8/14/16 10:20	21.89

Date	Temp (°C)
8/14/16 10:30	21.89
8/14/16 10:40	21.89
8/14/16 10:50	21.89
8/14/16 11:00	21.89
8/14/16 11:10	21.89
8/14/16 11:20	21.89
8/14/16 11:30	21.89
8/14/16 11:40	21.89
8/14/16 11:50	21.89
8/14/16 12:00	21.89
8/14/16 12:10	21.89
8/14/16 12:20	21.89
8/14/16 12:30	21.89
8/14/16 12:40	21.89
8/14/16 12:50	21.89
8/14/16 13:00	21.89
8/14/16 13:10	21.89
8/14/16 13:20	21.89
8/14/16 13:30	21.89
8/14/16 13:40	21.89
8/14/16 13:50	21.89
8/14/16 14:00	21.89
8/14/16 14:10	21.89
8/14/16 14:20	21.89
8/14/16 14:30	21.89
8/14/16 14:40	21.89
8/14/16 14:50	21.89
8/14/16 15:00	21.89
8/14/16 15:10	21.89
8/14/16 15:20	21.89
8/14/16 15:30	21.89
8/14/16 15:40	21.89
8/14/16 15:50	21.89
8/14/16 16:00	21.89
8/14/16 16:10	21.89
8/14/16 16:20	21.89
8/14/16 16:30	21.89
8/14/16 16:40	21.89
8/14/16 16:50	21.89
8/14/16 17:00	21.89

Date	Temp (°C)
8/14/16 17:10	21.89
8/14/16 17:20	21.89
8/14/16 17:30	21.89
8/14/16 17:40	21.89
8/14/16 17:50	21.89
8/14/16 18:00	21.89
8/14/16 18:10	21.89
8/14/16 18:20	21.89
8/14/16 18:30	21.89
8/14/16 18:40	21.89
8/14/16 18:50	21.89
8/14/16 19:00	21.89
8/14/16 19:10	21.89
8/14/16 19:20	21.89
8/14/16 19:30	21.89
8/14/16 19:40	21.89
8/14/16 19:50	21.89
8/14/16 20:00	21.89
8/14/16 20:10	21.89
8/14/16 20:20	21.89
8/14/16 20:30	21.89
8/14/16 20:40	21.89
8/14/16 20:50	21.89
8/14/16 21:00	21.89
8/14/16 21:10	21.89
8/14/16 21:20	21.89
8/14/16 21:30	21.89
8/14/16 21:40	21.89
8/14/16 21:50	21.89
8/14/16 22:00	21.89
8/14/16 22:10	21.89
8/14/16 22:20	21.89
8/14/16 22:30	21.89
8/14/16 22:40	21.89
8/14/16 22:50	21.89
8/14/16 23:00	21.89
8/14/16 23:10	21.89
8/14/16 23:20	21.89
8/14/16 23:30	21.89
8/14/16 23:40	21.89

Key: Temp > 25°C

Date	Temp (°C)
8/14/16 23:50	21.89
8/15/16 0:00	21.89
8/15/16 0:10	21.89
8/15/16 0:20	21.89
8/15/16 0:30	21.89
8/15/16 0:40	21.89
8/15/16 0:50	21.89
8/15/16 1:00	21.89
8/15/16 1:10	21.89
8/15/16 1:20	21.89
8/15/16 1:30	21.89
8/15/16 1:40	21.89
8/15/16 1:50	21.89
8/15/16 2:00	21.89
8/15/16 2:10	21.89
8/15/16 2:20	21.89
8/15/16 2:30	21.89
8/15/16 2:40	21.89
8/15/16 2:50	21.89
8/15/16 3:00	21.89
8/15/16 3:10	21.89
8/15/16 3:20	21.89
8/15/16 3:30	21.89
8/15/16 3:40	21.89
8/15/16 3:50	21.89
8/15/16 4:00	21.89
8/15/16 4:10	21.89
8/15/16 4:20	21.89
8/15/16 4:30	21.89
8/15/16 4:40	21.89
8/15/16 4:50	21.89
8/15/16 5:00	21.89
8/15/16 5:10	21.89
8/15/16 5:20	21.89
8/15/16 5:30	21.89
8/15/16 5:40	21.89
8/15/16 5:50	21.89
8/15/16 6:00	21.89
8/15/16 6:10	21.89
8/15/16 6:20	21.89

Date	Temp (°C)
8/15/16 6:30	21.89
8/15/16 6:40	21.89
8/15/16 6:50	21.89
8/15/16 7:00	21.89
8/15/16 7:10	21.89
8/15/16 7:20	21.89
8/15/16 7:30	21.89
8/15/16 7:40	21.89
8/15/16 7:50	21.89
8/15/16 8:00	21.89
8/15/16 8:10	21.89
8/15/16 8:20	21.89
8/15/16 8:30	21.89
8/15/16 8:40	21.89
8/15/16 8:50	21.89
8/15/16 9:00	21.89
8/15/16 9:10	21.89
8/15/16 9:20	21.89
8/15/16 9:30	21.89
8/15/16 9:40	21.89
8/15/16 9:50	21.89
8/15/16 10:00	21.89
8/15/16 10:10	21.89
8/15/16 10:20	21.89
8/15/16 10:30	21.89
8/15/16 10:40	21.89
8/15/16 10:50	21.89
8/15/16 11:00	21.89
8/15/16 11:10	21.89
8/15/16 11:20	21.89
8/15/16 11:30	21.89
8/15/16 11:40	21.89
8/15/16 11:50	21.89
8/15/16 12:00	21.89
8/15/16 12:10	21.89
8/15/16 12:20	21.89
8/15/16 12:30	21.89
8/15/16 12:40	21.89
8/15/16 12:50	21.89
8/15/16 13:00	21.89

Date	Temp (°C)
8/15/16 13:10	21.89
8/15/16 13:20	21.89
8/15/16 13:30	21.89
8/15/16 13:40	21.89
8/15/16 13:50	21.89
8/15/16 14:00	21.89
8/15/16 14:10	21.89
8/15/16 14:20	21.89
8/15/16 14:30	21.89
8/15/16 14:40	21.89
8/15/16 14:50	21.89
8/15/16 15:00	21.89
8/15/16 15:10	21.89
8/15/16 15:20	21.89
8/15/16 15:30	21.89
8/15/16 15:40	21.89
8/15/16 15:50	21.89
8/15/16 16:00	21.89
8/15/16 16:10	21.89
8/15/16 16:20	21.89
8/15/16 16:30	21.89
8/15/16 16:40	21.89
8/15/16 16:50	21.89
8/15/16 17:00	21.89
8/15/16 17:10	21.89
8/15/16 17:20	21.89
8/15/16 17:30	21.89
8/15/16 17:40	21.89
8/15/16 17:50	21.89
8/15/16 18:00	21.89
8/15/16 18:10	21.89
8/15/16 18:20	21.89
8/15/16 18:30	21.89
8/15/16 18:40	21.89
8/15/16 18:50	21.89
8/15/16 19:00	21.89
8/15/16 19:10	21.89
8/15/16 19:20	21.89
8/15/16 19:30	21.89
8/15/16 19:40	21.89

Key: Temp > 25°C

Date	Temp (°C)
8/15/16 19:50	21.89
8/15/16 20:00	21.89
8/15/16 20:10	21.89
8/15/16 20:20	21.89
8/15/16 20:30	21.89
8/15/16 20:40	21.89
8/15/16 20:50	21.89
8/15/16 21:00	21.89
8/15/16 21:10	21.89
8/15/16 21:20	21.89
8/15/16 21:30	21.89
8/15/16 21:40	21.89
8/15/16 21:50	21.89
8/15/16 22:00	21.89
8/15/16 22:10	21.89
8/15/16 22:20	21.89
8/15/16 22:30	21.89
8/15/16 22:40	21.89
8/15/16 22:50	21.89
8/15/16 23:00	21.89
8/15/16 23:10	21.89
8/15/16 23:20	21.89
8/15/16 23:30	21.89
8/15/16 23:40	21.89
8/15/16 23:50	21.89
8/16/16 0:00	21.89
8/16/16 0:10	21.89
8/16/16 0:20	21.89
8/16/16 0:30	21.89
8/16/16 0:40	21.89
8/16/16 0:50	21.89
8/16/16 1:00	21.89
8/16/16 1:10	21.89
8/16/16 1:20	21.89
8/16/16 1:30	21.89
8/16/16 1:40	21.89
8/16/16 1:50	21.89
8/16/16 2:00	21.89
8/16/16 2:10	21.89
8/16/16 2:20	21.89

Date	Temp (°C)
8/16/16 2:30	21.89
8/16/16 2:40	21.89
8/16/16 2:50	21.89
8/16/16 3:00	21.89
8/16/16 3:10	21.89
8/16/16 3:20	21.89
8/16/16 3:30	21.89
8/16/16 3:40	21.89
8/16/16 3:50	21.89
8/16/16 4:00	21.89
8/16/16 4:10	21.89
8/16/16 4:20	21.89
8/16/16 4:30	21.89
8/16/16 4:40	21.89
8/16/16 4:50	21.89
8/16/16 5:00	21.89
8/16/16 5:10	21.89
8/16/16 5:20	21.89
8/16/16 5:30	21.89
8/16/16 5:40	21.89
8/16/16 5:50	21.89
8/16/16 6:00	21.89
8/16/16 6:10	21.89
8/16/16 6:20	21.89
8/16/16 6:30	21.89
8/16/16 6:40	21.89
8/16/16 6:50	21.89
8/16/16 7:00	21.89
8/16/16 7:10	21.89
8/16/16 7:20	21.89
8/16/16 7:30	21.89
8/16/16 7:40	21.89
8/16/16 7:50	21.89
8/16/16 8:00	21.89
8/16/16 8:10	21.89
8/16/16 8:20	21.89
8/16/16 8:30	21.89
8/16/16 8:40	21.89
8/16/16 8:50	21.89
8/16/16 9:00	21.89

Date	Temp (°C)
8/16/16 9:10	21.89
8/16/16 9:20	21.89
8/16/16 9:30	21.89
8/16/16 9:40	21.89
8/16/16 9:50	21.89
8/16/16 10:00	21.89
8/16/16 10:10	21.89
8/16/16 10:20	21.89
8/16/16 10:30	21.89
8/16/16 10:40	21.89
8/16/16 10:50	21.89
8/16/16 11:00	21.89
8/16/16 11:10	21.89
8/16/16 11:20	21.89
8/16/16 11:30	21.89
8/16/16 11:40	21.89
8/16/16 11:50	21.89
8/16/16 12:00	21.89
8/16/16 12:10	21.89
8/16/16 12:20	21.89
8/16/16 12:30	21.89
8/16/16 12:40	21.89
8/16/16 12:50	21.89
8/16/16 13:00	21.89
8/16/16 13:10	21.89
8/16/16 13:20	21.89
8/16/16 13:30	21.89
8/16/16 13:40	21.89
8/16/16 13:50	21.89
8/16/16 14:00	21.89
8/16/16 14:10	21.89
8/16/16 14:20	21.89
8/16/16 14:30	21.89
8/16/16 14:40	21.89
8/16/16 14:50	21.89
8/16/16 15:00	21.89
8/16/16 15:10	21.89
8/16/16 15:20	21.89
8/16/16 15:30	21.89
8/16/16 15:40	21.89

Key: Temp > 25°C

Date	Temp (°C)
8/16/16 15:50	21.89
8/16/16 16:00	21.89
8/16/16 16:10	21.89
8/16/16 16:20	21.89
8/16/16 16:30	21.89
8/16/16 16:40	21.89
8/16/16 16:50	21.89
8/16/16 17:00	21.89
8/16/16 17:10	21.89
8/16/16 17:20	21.89
8/16/16 17:30	21.89
8/16/16 17:40	21.89
8/16/16 17:50	21.89
8/16/16 18:00	21.89
8/16/16 18:10	21.89
8/16/16 18:20	21.89
8/16/16 18:30	21.89
8/16/16 18:40	21.89
8/16/16 18:50	21.89
8/16/16 19:00	21.89
8/16/16 19:10	21.89
8/16/16 19:20	21.89
8/16/16 19:30	21.89
8/16/16 19:40	21.89
8/16/16 19:50	21.89
8/16/16 20:00	21.89
8/16/16 20:10	21.89
8/16/16 20:20	21.89
8/16/16 20:30	21.89
8/16/16 20:40	21.89
8/16/16 20:50	21.89
8/16/16 21:00	21.89
8/16/16 21:10	21.89
8/16/16 21:20	21.89
8/16/16 21:30	21.89
8/16/16 21:40	21.89
8/16/16 21:50	21.89
8/16/16 22:00	21.89
8/16/16 22:10	21.89
8/16/16 22:20	21.89

Date	Temp (°C)
8/16/16 22:30	21.89
8/16/16 22:40	21.89
8/16/16 22:50	21.89
8/16/16 23:00	21.89
8/16/16 23:10	21.89
8/16/16 23:20	21.89
8/16/16 23:30	21.89
8/16/16 23:40	21.89
8/16/16 23:50	21.89
8/17/16 0:00	21.89
8/17/16 0:10	21.89
8/17/16 0:20	21.89
8/17/16 0:30	21.89
8/17/16 0:40	21.89
8/17/16 0:50	21.89
8/17/16 1:00	21.89
8/17/16 1:10	21.89
8/17/16 1:20	21.89
8/17/16 1:30	21.89
8/17/16 1:40	21.89
8/17/16 1:50	21.89
8/17/16 2:00	21.89
8/17/16 2:10	21.89
8/17/16 2:20	21.89
8/17/16 2:30	21.89
8/17/16 2:40	21.89
8/17/16 2:50	21.89
8/17/16 3:00	21.89
8/17/16 3:10	21.89
8/17/16 3:20	21.89
8/17/16 3:30	21.89
8/17/16 3:40	21.89
8/17/16 3:50	21.89
8/17/16 4:00	21.89
8/17/16 4:10	21.89
8/17/16 4:20	21.89
8/17/16 4:30	21.89
8/17/16 4:40	21.89
8/17/16 4:50	21.89
8/17/16 5:00	21.89

Date	Temp (°C)
8/17/16 5:10	21.89
8/17/16 5:20	21.89
8/17/16 5:30	21.89
8/17/16 5:40	21.89
8/17/16 5:50	21.89
8/17/16 6:00	21.89
8/17/16 6:10	21.89
8/17/16 6:20	21.89
8/17/16 6:30	21.89
8/17/16 6:40	21.89
8/17/16 6:50	21.89
8/17/16 7:00	21.89
8/17/16 7:10	21.89
8/17/16 7:20	21.89
8/17/16 7:30	21.89
8/17/16 7:40	21.89
8/17/16 7:50	21.89
8/17/16 8:00	21.89
8/17/16 8:10	21.89
8/17/16 8:20	21.89
8/17/16 8:30	21.89
8/17/16 8:40	21.89
8/17/16 8:50	21.89
8/17/16 9:00	21.89
8/17/16 9:10	21.89
8/17/16 9:20	21.89
8/17/16 9:30	21.89
8/17/16 9:40	21.89
8/17/16 9:50	21.89
8/17/16 10:00	21.89
8/17/16 10:10	21.89
8/17/16 10:20	21.89
8/17/16 10:30	21.89
8/17/16 10:40	21.89
8/17/16 10:50	21.89
8/17/16 11:00	21.89
8/17/16 11:10	21.89
8/17/16 11:20	21.89
8/17/16 11:30	21.89
8/17/16 11:40	21.89

Key: Temp > 25°C

Date	Temp (°C)
8/17/16 11:50	21.89
8/17/16 12:00	21.89
8/17/16 12:10	21.89
8/17/16 12:20	21.89
8/17/16 12:30	21.89
8/17/16 12:40	21.89
8/17/16 12:50	21.89
8/17/16 13:00	21.89
8/17/16 13:10	21.89
8/17/16 13:20	21.89
8/17/16 13:30	21.89
8/17/16 13:40	21.89
8/17/16 13:50	21.89
8/17/16 14:00	21.89
8/17/16 14:10	21.89
8/17/16 14:20	21.89
8/17/16 14:30	21.89
8/17/16 14:40	21.89
8/17/16 14:50	21.89
8/17/16 15:00	21.89
8/17/16 15:10	21.89
8/17/16 15:20	21.89
8/17/16 15:30	21.89
8/17/16 15:40	21.89
8/17/16 15:50	21.89
8/17/16 16:00	21.89
8/17/16 16:10	21.89
8/17/16 16:20	21.89
8/17/16 16:30	21.89
8/17/16 16:40	21.89
8/17/16 16:50	21.89
8/17/16 17:00	21.89
8/17/16 17:10	21.89
8/17/16 17:20	21.89
8/17/16 17:30	21.89
8/17/16 17:40	21.89
8/17/16 17:50	21.89
8/17/16 18:00	21.89
8/17/16 18:10	21.89
8/17/16 18:20	21.89

Date	Temp (°C)
8/17/16 18:30	21.89
8/17/16 18:40	21.89
8/17/16 18:50	21.89
8/17/16 19:00	21.89
8/17/16 19:10	21.89
8/17/16 19:20	21.89
8/17/16 19:30	21.89
8/17/16 19:40	21.89
8/17/16 19:50	21.89
8/17/16 20:00	21.89
8/17/16 20:10	21.89
8/17/16 20:20	21.89
8/17/16 20:30	21.89
8/17/16 20:40	21.89
8/17/16 20:50	21.89
8/17/16 21:00	21.89
8/17/16 21:10	21.89
8/17/16 21:20	21.89
8/17/16 21:30	21.89
8/17/16 21:40	21.89
8/17/16 21:50	21.89
8/17/16 22:00	21.89
8/17/16 22:10	21.89
8/17/16 22:20	21.89
8/17/16 22:30	21.89
8/17/16 22:40	21.89
8/17/16 22:50	21.89
8/17/16 23:00	21.89
8/17/16 23:10	21.89
8/17/16 23:20	21.89
8/17/16 23:30	21.89
8/17/16 23:40	21.89
8/17/16 23:50	21.89
8/18/16 0:00	21.89
8/18/16 0:10	21.89
8/18/16 0:20	21.89
8/18/16 0:30	21.89
8/18/16 0:40	21.89
8/18/16 0:50	21.89
8/18/16 1:00	21.89

Date	Temp (°C)
8/18/16 1:10	21.89
8/18/16 1:20	21.89
8/18/16 1:30	21.89
8/18/16 1:40	21.89
8/18/16 1:50	21.89
8/18/16 2:00	21.89
8/18/16 2:10	21.89
8/18/16 2:20	21.89
8/18/16 2:30	21.89
8/18/16 2:40	21.89
8/18/16 2:50	21.89
8/18/16 3:00	21.89
8/18/16 3:10	21.89
8/18/16 3:20	21.89
8/18/16 3:30	21.89
8/18/16 3:40	21.89
8/18/16 3:50	21.89
8/18/16 4:00	21.89
8/18/16 4:10	21.89
8/18/16 4:20	21.89
8/18/16 4:30	21.89
8/18/16 4:40	21.89
8/18/16 4:50	21.89
8/18/16 5:00	21.89
8/18/16 5:10	21.89
8/18/16 5:20	21.89
8/18/16 5:30	21.89
8/18/16 5:40	21.89
8/18/16 5:50	21.89
8/18/16 6:00	21.89
8/18/16 6:10	21.89
8/18/16 6:20	21.89
8/18/16 6:30	21.89
8/18/16 6:40	21.89
8/18/16 6:50	21.89
8/18/16 7:00	21.89
8/18/16 7:10	21.89
8/18/16 7:20	21.89
8/18/16 7:30	21.89
8/18/16 7:40	21.89

Key: Temp > 25°C

Date	Temp (°C)
8/18/16 7:50	21.89
8/18/16 8:00	21.89
8/18/16 8:10	21.89
8/18/16 8:20	21.89
8/18/16 8:30	21.89
8/18/16 8:40	21.89
8/18/16 8:50	21.89
8/18/16 9:00	21.89
8/18/16 9:10	21.89
8/18/16 9:20	21.89
8/18/16 9:30	21.89
8/18/16 9:40	21.89
8/18/16 9:50	21.89
8/18/16 10:00	21.89
8/18/16 10:10	21.89
8/18/16 10:20	21.89
8/18/16 10:30	21.89
8/18/16 10:40	21.89
8/18/16 10:50	21.89
8/18/16 11:00	21.89
8/18/16 11:10	21.89
8/18/16 11:20	21.89
8/18/16 11:30	21.89
8/18/16 11:40	21.89
8/18/16 11:50	21.89
8/18/16 12:00	21.89
8/18/16 12:10	21.89
8/18/16 12:20	21.89
8/18/16 12:30	21.89
8/18/16 12:40	21.89
8/18/16 12:50	21.89
8/18/16 13:00	21.89
8/18/16 13:10	21.89
8/18/16 13:20	21.89
8/18/16 13:30	21.89
8/18/16 13:40	21.89
8/18/16 13:50	21.89
8/18/16 14:00	21.89
8/18/16 14:10	21.89
8/18/16 14:20	21.89

Date	Temp (°C)
8/18/16 14:30	21.89
8/18/16 14:40	21.89
8/18/16 14:50	21.89
8/18/16 15:00	21.89
8/18/16 15:10	21.89
8/18/16 15:20	21.89
8/18/16 15:30	21.89
8/18/16 15:40	21.89
8/18/16 15:50	21.89
8/18/16 16:00	21.89
8/18/16 16:10	21.89
8/18/16 16:20	21.89
8/18/16 16:30	21.89
8/18/16 16:40	21.89
8/18/16 16:50	21.89
8/18/16 17:00	21.89
8/18/16 17:10	21.89
8/18/16 17:20	21.89
8/18/16 17:30	21.89
8/18/16 17:40	21.89
8/18/16 17:50	21.89
8/18/16 18:00	21.89
8/18/16 18:10	21.89
8/18/16 18:20	21.89
8/18/16 18:30	21.89
8/18/16 18:40	21.89
8/18/16 18:50	21.89
8/18/16 19:00	21.89
8/18/16 19:10	21.89
8/18/16 19:20	21.89
8/18/16 19:30	21.89
8/18/16 19:40	21.89
8/18/16 19:50	21.89
8/18/16 20:00	21.89
8/18/16 20:10	21.89
8/18/16 20:20	21.89
8/18/16 20:30	21.89
8/18/16 20:40	21.89
8/18/16 20:50	21.89
8/18/16 21:00	21.89

Date	Temp (°C)
8/18/16 21:10	21.89
8/18/16 21:20	21.89
8/18/16 21:30	21.89
8/18/16 21:40	21.89
8/18/16 21:50	21.89
8/18/16 22:00	21.89
8/18/16 22:10	21.89
8/18/16 22:20	21.89
8/18/16 22:30	21.89
8/18/16 22:40	21.89
8/18/16 22:50	21.89
8/18/16 23:00	21.89
8/18/16 23:10	21.89
8/18/16 23:20	21.89
8/18/16 23:30	21.89
8/18/16 23:40	21.89
8/18/16 23:50	21.89
8/19/16 0:00	21.89
8/19/16 0:10	21.89
8/19/16 0:20	21.89
8/19/16 0:30	21.89
8/19/16 0:40	21.89
8/19/16 0:50	21.89
8/19/16 1:00	21.89
8/19/16 1:10	21.89
8/19/16 1:20	21.89
8/19/16 1:30	21.89
8/19/16 1:40	21.89
8/19/16 1:50	21.89
8/19/16 2:00	21.89
8/19/16 2:10	21.89
8/19/16 2:20	21.89
8/19/16 2:30	21.89
8/19/16 2:40	21.89
8/19/16 2:50	21.89
8/19/16 3:00	21.89
8/19/16 3:10	21.89
8/19/16 3:20	21.89
8/19/16 3:30	21.89
8/19/16 3:40	21.89

Key: Temp > 25°C

Date	Temp (°C)
8/19/16 3:50	21.89
8/19/16 4:00	21.89
8/19/16 4:10	21.89
8/19/16 4:20	21.89
8/19/16 4:30	21.89
8/19/16 4:40	21.89
8/19/16 4:50	21.89
8/19/16 5:00	21.89
8/19/16 5:10	21.89
8/19/16 5:20	21.89
8/19/16 5:30	21.89
8/19/16 5:40	21.89
8/19/16 5:50	21.89
8/19/16 6:00	21.89
8/19/16 6:10	21.89
8/19/16 6:20	21.89
8/19/16 6:30	21.89
8/19/16 6:40	21.89
8/19/16 6:50	21.89
8/19/16 7:00	21.89
8/19/16 7:10	21.89
8/19/16 7:20	21.89
8/19/16 7:30	21.89
8/19/16 7:40	21.89
8/19/16 7:50	21.89
8/19/16 8:00	21.89
8/19/16 8:10	21.89
8/19/16 8:20	21.89
8/19/16 8:30	21.89
8/19/16 8:40	21.89
8/19/16 8:50	21.89
8/19/16 9:00	21.89
8/19/16 9:10	21.89
8/19/16 9:20	21.89
8/19/16 9:30	21.89
8/19/16 9:40	21.89
8/19/16 9:50	21.89
8/19/16 10:00	21.89
8/19/16 10:10	21.89
8/19/16 10:20	21.89

Date	Temp (°C)
8/19/16 10:30	21.89
8/19/16 10:40	21.89
8/19/16 10:50	21.89
8/19/16 11:00	21.89
8/19/16 11:10	21.89
8/19/16 11:20	21.89
8/19/16 11:30	21.89
8/19/16 11:40	21.89
8/19/16 11:50	21.89
8/19/16 12:00	21.89
8/19/16 12:10	21.89
8/19/16 12:20	21.89
8/19/16 12:30	21.89
8/19/16 12:40	21.89
8/19/16 12:50	21.89
8/19/16 13:00	21.89
8/19/16 13:10	21.89
8/19/16 13:20	21.89
8/19/16 13:30	21.89
8/19/16 13:40	21.89
8/19/16 13:50	21.89
8/19/16 14:00	21.89
8/19/16 14:10	21.89
8/19/16 14:20	21.89
8/19/16 14:30	21.89
8/19/16 14:40	21.89
8/19/16 14:50	21.89
8/19/16 15:00	21.89
8/19/16 15:10	21.89
8/19/16 15:20	21.89
8/19/16 15:30	21.89
8/19/16 15:40	21.89
8/19/16 15:50	21.89
8/19/16 16:00	21.89
8/19/16 16:10	21.89
8/19/16 16:20	21.89
8/19/16 16:30	21.89
8/19/16 16:40	21.89
8/19/16 16:50	21.89
8/19/16 17:00	21.89

Date	Temp (°C)
8/19/16 17:10	21.89
8/19/16 17:20	21.89
8/19/16 17:30	21.89
8/19/16 17:40	21.89
8/19/16 17:50	21.89
8/19/16 18:00	21.89
8/19/16 18:10	21.89
8/19/16 18:20	21.89
8/19/16 18:30	21.89
8/19/16 18:40	21.89
8/19/16 18:50	21.89
8/19/16 19:00	21.89
8/19/16 19:10	21.89
8/19/16 19:20	21.89
8/19/16 19:30	21.89
8/19/16 19:40	21.89
8/19/16 19:50	21.89
8/19/16 20:00	21.89
8/19/16 20:10	21.89
8/19/16 20:20	21.89
8/19/16 20:30	21.89
8/19/16 20:40	21.89
8/19/16 20:50	21.89
8/19/16 21:00	21.89
8/19/16 21:10	21.89
8/19/16 21:20	21.89
8/19/16 21:30	21.89
8/19/16 21:40	21.89
8/19/16 21:50	21.89
8/19/16 22:00	21.89
8/19/16 22:10	21.89
8/19/16 22:20	21.89
8/19/16 22:30	21.89
8/19/16 22:40	21.89
8/19/16 22:50	21.89
8/19/16 23:00	21.89
8/19/16 23:10	21.89
8/19/16 23:20	21.89
8/19/16 23:30	21.89
8/19/16 23:40	21.89

Key: Temp > 25°C

Date	Temp (°C)
8/19/16 23:50	21.89
8/20/16 0:00	21.89
8/20/16 0:10	21.89
8/20/16 0:20	21.89
8/20/16 0:30	21.89
8/20/16 0:40	21.89
8/20/16 0:50	21.89
8/20/16 1:00	21.89
8/20/16 1:10	21.89
8/20/16 1:20	21.89
8/20/16 1:30	21.89
8/20/16 1:40	21.89
8/20/16 1:50	21.89
8/20/16 2:00	21.89
8/20/16 2:10	21.89
8/20/16 2:20	21.89
8/20/16 2:30	21.89
8/20/16 2:40	21.89
8/20/16 2:50	21.89
8/20/16 3:00	21.89
8/20/16 3:10	21.89
8/20/16 3:20	21.89
8/20/16 3:30	21.89
8/20/16 3:40	21.89
8/20/16 3:50	21.89
8/20/16 4:00	21.89
8/20/16 4:10	21.89
8/20/16 4:20	21.89
8/20/16 4:30	21.89
8/20/16 4:40	21.89
8/20/16 4:50	21.89
8/20/16 5:00	21.89
8/20/16 5:10	21.89
8/20/16 5:20	21.89
8/20/16 5:30	21.89
8/20/16 5:40	21.89
8/20/16 5:50	21.89
8/20/16 6:00	21.89
8/20/16 6:10	21.89
8/20/16 6:20	21.89
8/20/16 6:30	21.89
8/20/16 6:40	21.89
8/20/16 6:50	21.89
8/20/16 7:00	21.89
8/20/16 7:10	21.89
8/20/16 7:20	21.89
8/20/16 7:30	21.89
8/20/16 7:40	21.89
8/20/16 7:50	21.89
8/20/16 8:00	21.89
8/20/16 8:10	21.89
8/20/16 8:20	21.89
8/20/16 8:30	21.89
8/20/16 8:40	21.89
8/20/16 8:50	21.89
8/20/16 9:00	21.89
8/20/16 9:10	21.89
8/20/16 9:20	21.89
8/20/16 9:30	21.89
8/20/16 9:40	21.89
8/20/16 9:50	21.89
8/20/16 10:00	21.89
8/20/16 10:10	21.89
8/20/16 10:20	21.89
8/20/16 10:30	21.89
8/20/16 10:40	21.89
8/20/16 10:50	21.89
8/20/16 11:00	21.89
8/20/16 11:10	21.89
8/20/16 11:20	21.89
8/20/16 11:30	21.89
8/20/16 11:40	21.89
8/20/16 11:50	21.89
8/20/16 12:00	21.89
8/20/16 12:10	21.89
8/20/16 12:20	21.89
8/20/16 12:30	21.89
8/20/16 12:40	21.89
8/20/16 12:50	21.89
8/20/16 13:00	21.89
8/20/16 13:10	21.89
8/20/16 13:20	21.89
8/20/16 13:30	21.89
8/20/16 13:40	21.89
8/20/16 13:50	21.89
8/20/16 14:00	21.89
8/20/16 14:10	21.89
8/20/16 14:20	21.89
8/20/16 14:30	21.89
8/20/16 14:40	21.89
8/20/16 14:50	21.89
8/20/16 15:00	21.89
8/20/16 15:10	21.89
8/20/16 15:20	21.89
8/20/16 15:30	21.89
8/20/16 15:40	21.89
8/20/16 15:50	21.89
8/20/16 16:00	21.89
8/20/16 16:10	21.89
8/20/16 16:20	21.89
8/20/16 16:30	21.89
8/20/16 16:40	21.89
8/20/16 16:50	21.89
8/20/16 17:00	21.89
8/20/16 17:10	21.89
8/20/16 17:20	21.89
8/20/16 17:30	21.89
8/20/16 17:40	21.89
8/20/16 17:50	21.89
8/20/16 18:00	21.89
8/20/16 18:10	21.89
8/20/16 18:20	21.89
8/20/16 18:30	21.89
8/20/16 18:40	21.89
8/20/16 18:50	21.89
8/20/16 19:00	21.89
8/20/16 19:10	21.89
8/20/16 19:20	21.89
8/20/16 19:30	21.89
8/20/16 19:40	21.89

Key: Temp > 25°C

Date	Temp (°C)
8/20/16 19:50	21.89
8/20/16 20:00	21.89
8/20/16 20:10	21.89
8/20/16 20:20	21.89
8/20/16 20:30	21.89
8/20/16 20:40	21.89
8/20/16 20:50	21.89
8/20/16 21:00	21.89
8/20/16 21:10	21.89
8/20/16 21:20	21.89
8/20/16 21:30	21.89
8/20/16 21:40	21.89
8/20/16 21:50	21.89
8/20/16 22:00	21.89
8/20/16 22:10	21.89
8/20/16 22:20	21.89
8/20/16 22:30	21.89
8/20/16 22:40	21.89
8/20/16 22:50	21.89
8/20/16 23:00	21.89
8/20/16 23:10	21.89
8/20/16 23:20	21.89
8/20/16 23:30	21.89
8/20/16 23:40	21.89
8/20/16 23:50	21.89
8/21/16 0:00	21.89
8/21/16 0:10	21.89
8/21/16 0:20	21.89
8/21/16 0:30	21.89
8/21/16 0:40	21.89
8/21/16 0:50	21.89
8/21/16 1:00	21.89
8/21/16 1:10	21.89
8/21/16 1:20	21.89
8/21/16 1:30	21.89
8/21/16 1:40	21.89
8/21/16 1:50	21.89
8/21/16 2:00	21.89
8/21/16 2:10	21.89
8/21/16 2:20	21.89

Date	Temp (°C)
8/21/16 2:30	21.89
8/21/16 2:40	21.89
8/21/16 2:50	21.89
8/21/16 3:00	21.89
8/21/16 3:10	21.89
8/21/16 3:20	21.89
8/21/16 3:30	21.89
8/21/16 3:40	21.89
8/21/16 3:50	21.89
8/21/16 4:00	21.89
8/21/16 4:10	21.89
8/21/16 4:20	21.89
8/21/16 4:30	21.89
8/21/16 4:40	21.89
8/21/16 4:50	21.89
8/21/16 5:00	21.89
8/21/16 5:10	21.89
8/21/16 5:20	21.89
8/21/16 5:30	21.89
8/21/16 5:40	21.89
8/21/16 5:50	21.89
8/21/16 6:00	21.89
8/21/16 6:10	21.89
8/21/16 6:20	21.89
8/21/16 6:30	21.89
8/21/16 6:40	21.89
8/21/16 6:50	21.89
8/21/16 7:00	21.89
8/21/16 7:10	21.89
8/21/16 7:20	21.89
8/21/16 7:30	21.89
8/21/16 7:40	21.89
8/21/16 7:50	21.89
8/21/16 8:00	21.89
8/21/16 8:10	21.89
8/21/16 8:20	21.89
8/21/16 8:30	21.89
8/21/16 8:40	21.89
8/21/16 8:50	21.89
8/21/16 9:00	21.89

Date	Temp (°C)
8/21/16 9:10	21.89
8/21/16 9:20	21.89
8/21/16 9:30	21.89
8/21/16 9:40	21.89
8/21/16 9:50	21.89
8/21/16 10:00	21.89
8/21/16 10:10	21.89
8/21/16 10:20	21.89
8/21/16 10:30	21.89
8/21/16 10:40	21.89
8/21/16 10:50	21.89
8/21/16 11:00	21.89
8/21/16 11:10	21.89
8/21/16 11:20	21.89
8/21/16 11:30	21.89
8/21/16 11:40	21.89
8/21/16 11:50	21.89
8/21/16 12:00	21.89
8/21/16 12:10	21.89
8/21/16 12:20	21.89
8/21/16 12:30	21.89
8/21/16 12:40	21.89
8/21/16 12:50	21.89
8/21/16 13:00	21.89
8/21/16 13:10	21.89
8/21/16 13:20	21.89
8/21/16 13:30	21.89
8/21/16 13:40	21.89
8/21/16 13:50	21.89
8/21/16 14:00	21.89
8/21/16 14:10	21.89
8/21/16 14:20	21.89
8/21/16 14:30	21.89
8/21/16 14:40	21.89
8/21/16 14:50	21.89
8/21/16 15:00	21.89
8/21/16 15:10	21.89
8/21/16 15:20	21.89
8/21/16 15:30	21.89
8/21/16 15:40	21.89

Key: Temp > 25°C

Date	Temp (°C)
8/21/16 15:50	21.89
8/21/16 16:00	21.89
8/21/16 16:10	21.89
8/21/16 16:20	21.89
8/21/16 16:30	21.89
8/21/16 16:40	21.89
8/21/16 16:50	21.89
8/21/16 17:00	21.89
8/21/16 17:10	21.89
8/21/16 17:20	21.89
8/21/16 17:30	21.89
8/21/16 17:40	21.89
8/21/16 17:50	21.89
8/21/16 18:00	21.89
8/21/16 18:10	21.89
8/21/16 18:20	21.89
8/21/16 18:30	21.89
8/21/16 18:40	21.89
8/21/16 18:50	21.89
8/21/16 19:00	21.89
8/21/16 19:10	21.89
8/21/16 19:20	21.89
8/21/16 19:30	21.89
8/21/16 19:40	21.89
8/21/16 19:50	21.89
8/21/16 20:00	21.89
8/21/16 20:10	21.89
8/21/16 20:20	21.89
8/21/16 20:30	21.89
8/21/16 20:40	21.89
8/21/16 20:50	21.89
8/21/16 21:00	21.89
8/21/16 21:10	21.89
8/21/16 21:20	21.89
8/21/16 21:30	21.89
8/21/16 21:40	21.89
8/21/16 21:50	21.89
8/21/16 22:00	21.89
8/21/16 22:10	21.89
8/21/16 22:20	21.89
8/21/16 22:30	21.89
8/21/16 22:40	21.89
8/21/16 22:50	21.89
8/21/16 23:00	21.89
8/21/16 23:10	21.89
8/21/16 23:20	21.89
8/21/16 23:30	21.89
8/21/16 23:40	21.89
8/21/16 23:50	21.89
8/22/16 0:00	21.89
8/22/16 0:10	21.89
8/22/16 0:20	21.89
8/22/16 0:30	21.89
8/22/16 0:40	21.89
8/22/16 0:50	21.89
8/22/16 1:00	21.89
8/22/16 1:10	21.89
8/22/16 1:20	21.89
8/22/16 1:30	21.89
8/22/16 1:40	21.89
8/22/16 1:50	21.89
8/22/16 2:00	21.89
8/22/16 2:10	21.89
8/22/16 2:20	21.89
8/22/16 2:30	21.89
8/22/16 2:40	21.89
8/22/16 2:50	21.89
8/22/16 3:00	21.89
8/22/16 3:10	21.89
8/22/16 3:20	21.89
8/22/16 3:30	21.89
8/22/16 3:40	21.89
8/22/16 3:50	21.89
8/22/16 4:00	21.89
8/22/16 4:10	21.89
8/22/16 4:20	21.89
8/22/16 4:30	21.89
8/22/16 4:40	21.89
8/22/16 4:50	21.89
8/22/16 5:00	21.89
8/22/16 5:10	21.89
8/22/16 5:20	21.89
8/22/16 5:30	21.89
8/22/16 5:40	21.89
8/22/16 5:50	21.89
8/22/16 6:00	21.89
8/22/16 6:10	21.89
8/22/16 6:20	21.89
8/22/16 6:30	21.89
8/22/16 6:40	21.89
8/22/16 6:50	21.89
8/22/16 7:00	21.89
8/22/16 7:10	21.89
8/22/16 7:20	21.89
8/22/16 7:30	21.89
8/22/16 7:40	21.89
8/22/16 7:50	21.89
8/22/16 8:00	21.89
8/22/16 8:10	21.89
8/22/16 8:20	21.89
8/22/16 8:30	21.89
8/22/16 8:40	21.89
8/22/16 8:50	21.89
8/22/16 9:00	21.89
8/22/16 9:10	21.89
8/22/16 9:20	21.89
8/22/16 9:30	21.89
8/22/16 9:40	21.89
8/22/16 9:50	21.89
8/22/16 10:00	21.89
8/22/16 10:10	21.89
8/22/16 10:20	21.89
8/22/16 10:30	21.89
8/22/16 10:40	21.89
8/22/16 10:50	21.89
8/22/16 11:00	21.89
8/22/16 11:10	21.89
8/22/16 11:20	21.89
8/22/16 11:30	21.89
8/22/16 11:40	21.89

Key: Temp > 25°C

Date	Temp (°C)
8/22/16 11:50	21.89
8/22/16 12:00	21.89
8/22/16 12:10	21.89
8/22/16 12:20	21.89
8/22/16 12:30	21.89
8/22/16 12:40	21.89
8/22/16 12:50	21.89
8/22/16 13:00	21.89
8/22/16 13:10	21.89
8/22/16 13:20	21.89
8/22/16 13:30	21.89
8/22/16 13:40	21.89
8/22/16 13:50	21.89
8/22/16 14:00	21.89
8/22/16 14:10	21.89
8/22/16 14:20	21.89
8/22/16 14:30	21.89
8/22/16 14:40	21.89
8/22/16 14:50	21.89
8/22/16 15:00	21.89
8/22/16 15:10	21.89
8/22/16 15:20	21.89
8/22/16 15:30	21.89
8/22/16 15:40	21.89
8/22/16 15:50	21.89
8/22/16 16:00	21.89
8/22/16 16:10	21.89
8/22/16 16:20	21.89
8/22/16 16:30	21.89
8/22/16 16:40	21.89
8/22/16 16:50	21.89
8/22/16 17:00	21.89
8/22/16 17:10	21.89
8/22/16 17:20	21.89
8/22/16 17:30	21.89
8/22/16 17:40	21.89
8/22/16 17:50	21.89
8/22/16 18:00	21.89
8/22/16 18:10	21.89
8/22/16 18:20	21.89

Date	Temp (°C)
8/22/16 18:30	21.89
8/22/16 18:40	21.89
8/22/16 18:50	21.89
8/22/16 19:00	21.89
8/22/16 19:10	21.89
8/22/16 19:20	21.89
8/22/16 19:30	21.89
8/22/16 19:40	21.89
8/22/16 19:50	21.89
8/22/16 20:00	21.89
8/22/16 20:10	21.89
8/22/16 20:20	21.89
8/22/16 20:30	21.89
8/22/16 20:40	21.89
8/22/16 20:50	21.89
8/22/16 21:00	21.89
8/22/16 21:10	21.89
8/22/16 21:20	21.89
8/22/16 21:30	21.89
8/22/16 21:40	21.89
8/22/16 21:50	21.89
8/22/16 22:00	21.89
8/22/16 22:10	21.89
8/22/16 22:20	21.89
8/22/16 22:30	21.89
8/22/16 22:40	21.89
8/22/16 22:50	21.89
8/22/16 23:00	21.89
8/22/16 23:10	21.89
8/22/16 23:20	21.89
8/22/16 23:30	21.89
8/22/16 23:40	21.89
8/22/16 23:50	21.89
8/23/16 0:00	21.89
8/23/16 0:10	21.89
8/23/16 0:20	21.89
8/23/16 0:30	21.89
8/23/16 0:40	21.89
8/23/16 0:50	21.89
8/23/16 1:00	21.89

Date	Temp (°C)
8/23/16 1:10	21.89
8/23/16 1:20	21.89
8/23/16 1:30	21.89
8/23/16 1:40	21.89
8/23/16 1:50	21.89
8/23/16 2:00	21.89
8/23/16 2:10	21.89
8/23/16 2:20	21.89
8/23/16 2:30	21.89
8/23/16 2:40	21.89
8/23/16 2:50	21.89
8/23/16 3:00	21.89
8/23/16 3:10	21.89
8/23/16 3:20	21.89
8/23/16 3:30	21.89
8/23/16 3:40	21.89
8/23/16 3:50	21.89
8/23/16 4:00	21.89
8/23/16 4:10	21.89
8/23/16 4:20	21.89
8/23/16 4:30	21.89
8/23/16 4:40	21.89
8/23/16 4:50	21.89
8/23/16 5:00	21.89
8/23/16 5:10	21.89
8/23/16 5:20	21.89
8/23/16 5:30	21.89
8/23/16 5:40	21.89
8/23/16 5:50	21.89
8/23/16 6:00	21.89
8/23/16 6:10	21.89
8/23/16 6:20	21.89
8/23/16 6:30	21.89
8/23/16 6:40	21.89
8/23/16 6:50	21.89
8/23/16 7:00	21.89
8/23/16 7:10	21.89
8/23/16 7:20	21.89
8/23/16 7:30	21.89
8/23/16 7:40	21.89

Key: Temp > 25°C

Date	Temp (°C)
8/23/16 7:50	21.89
8/23/16 8:00	21.89
8/23/16 8:10	21.89
8/23/16 8:20	21.89
8/23/16 8:30	21.89
8/23/16 8:40	21.89
8/23/16 8:50	21.89
8/23/16 9:00	21.89
8/23/16 9:10	21.89
8/23/16 9:20	21.89
8/23/16 9:30	21.89
8/23/16 9:40	21.89
8/23/16 9:50	21.89
8/23/16 10:00	21.89
8/23/16 10:10	21.89
8/23/16 10:20	21.89
8/23/16 10:30	21.89
8/23/16 10:40	21.89
8/23/16 10:50	21.89
8/23/16 11:00	21.89
8/23/16 11:10	21.89
8/23/16 11:20	21.89
8/23/16 11:30	21.89
8/23/16 11:40	21.89
8/23/16 11:50	21.89
8/23/16 12:00	21.89
8/23/16 12:10	21.89
8/23/16 12:20	21.89
8/23/16 12:30	21.89
8/23/16 12:40	21.89
8/23/16 12:50	21.89
8/23/16 13:00	21.89
8/23/16 13:10	21.89
8/23/16 13:20	21.89
8/23/16 13:30	21.89
8/23/16 13:40	21.89
8/23/16 13:50	21.89
8/23/16 14:00	21.89
8/23/16 14:10	21.89
8/23/16 14:20	21.89

Date	Temp (°C)
8/23/16 14:30	21.89
8/23/16 14:40	21.89
8/23/16 14:50	21.89
8/23/16 15:00	21.89
8/23/16 15:10	21.89
8/23/16 15:20	21.89
8/23/16 15:30	21.89
8/23/16 15:40	21.89
8/23/16 15:50	21.89
8/23/16 16:00	21.89
8/23/16 16:10	21.89
8/23/16 16:20	21.89
8/23/16 16:30	21.89
8/23/16 16:40	21.89
8/23/16 16:50	21.89
8/23/16 17:00	21.89
8/23/16 17:10	21.89
8/23/16 17:20	21.89
8/23/16 17:30	21.89
8/23/16 17:40	21.89
8/23/16 17:50	21.89
8/23/16 18:00	21.89
8/23/16 18:10	21.89
8/23/16 18:20	21.89
8/23/16 18:30	21.89
8/23/16 18:40	21.89
8/23/16 18:50	21.89
8/23/16 19:00	21.89
8/23/16 19:10	21.89
8/23/16 19:20	21.89
8/23/16 19:30	21.89
8/23/16 19:40	21.89
8/23/16 19:50	21.89
8/23/16 20:00	21.89
8/23/16 20:10	21.89
8/23/16 20:20	21.89
8/23/16 20:30	21.89
8/23/16 20:40	21.89
8/23/16 20:50	21.89
8/23/16 21:00	21.89

Date	Temp (°C)
8/23/16 21:10	21.89
8/23/16 21:20	21.89
8/23/16 21:30	21.89
8/23/16 21:40	21.89
8/23/16 21:50	21.89
8/23/16 22:00	21.89
8/23/16 22:10	21.89
8/23/16 22:20	21.89
8/23/16 22:30	21.89
8/23/16 22:40	21.89
8/23/16 22:50	21.89
8/23/16 23:00	21.89
8/23/16 23:10	21.89
8/23/16 23:20	21.89
8/23/16 23:30	21.89
8/23/16 23:40	21.89
8/23/16 23:50	21.89
8/24/16 0:00	21.89
8/24/16 0:10	21.89
8/24/16 0:20	21.89
8/24/16 0:30	21.89
8/24/16 0:40	21.89
8/24/16 0:50	21.89
8/24/16 1:00	21.89
8/24/16 1:10	21.89
8/24/16 1:20	21.89
8/24/16 1:30	21.89
8/24/16 1:40	21.89
8/24/16 1:50	21.89
8/24/16 2:00	21.89
8/24/16 2:10	21.89
8/24/16 2:20	21.89
8/24/16 2:30	21.89
8/24/16 2:40	21.89
8/24/16 2:50	21.89
8/24/16 3:00	21.89
8/24/16 3:10	21.89
8/24/16 3:20	21.89
8/24/16 3:30	21.89
8/24/16 3:40	21.89

Key: Temp > 25°C

Date	Temp (°C)
8/24/16 3:50	21.89
8/24/16 4:00	21.89
8/24/16 4:10	21.89
8/24/16 4:20	21.89
8/24/16 4:30	21.89
8/24/16 4:40	21.89
8/24/16 4:50	21.89
8/24/16 5:00	21.89
8/24/16 5:10	21.89
8/24/16 5:20	21.89
8/24/16 5:30	21.89
8/24/16 5:40	21.89
8/24/16 5:50	21.89
8/24/16 6:00	21.89
8/24/16 6:10	21.89
8/24/16 6:20	21.89
8/24/16 6:30	21.89
8/24/16 6:40	21.89
8/24/16 6:50	21.89
8/24/16 7:00	21.89
8/24/16 7:10	21.89
8/24/16 7:20	21.89
8/24/16 7:30	21.89
8/24/16 7:40	21.89
8/24/16 7:50	21.89
8/24/16 8:00	21.89
8/24/16 8:10	21.89
8/24/16 8:20	21.89
8/24/16 8:30	21.89
8/24/16 8:40	21.89
8/24/16 8:50	21.89
8/24/16 9:00	21.89
8/24/16 9:10	21.89
8/24/16 9:20	21.89
8/24/16 9:30	21.89
8/24/16 9:40	21.89
8/24/16 9:50	21.89
8/24/16 10:00	21.89
8/24/16 10:10	21.89
8/24/16 10:20	21.89

Date	Temp (°C)
8/24/16 10:30	21.89
8/24/16 10:40	21.89
8/24/16 10:50	21.89
8/24/16 11:00	21.89
8/24/16 11:10	21.89
8/24/16 11:20	21.89
8/24/16 11:30	21.89
8/24/16 11:40	21.89
8/24/16 11:50	21.89
8/24/16 12:00	21.89
8/24/16 12:10	21.89
8/24/16 12:20	21.89
8/24/16 12:30	21.89
8/24/16 12:40	21.89
8/24/16 12:50	21.89
8/24/16 13:00	21.89
8/24/16 13:10	21.89
8/24/16 13:20	21.89
8/24/16 13:30	21.89
8/24/16 13:40	21.89
8/24/16 13:50	21.89
8/24/16 14:00	21.89
8/24/16 14:10	21.89
8/24/16 14:20	21.89
8/24/16 14:30	21.89
8/24/16 14:40	21.89
8/24/16 14:50	21.89
8/24/16 15:00	21.89
8/24/16 15:10	21.89
8/24/16 15:20	21.89
8/24/16 15:30	21.89
8/24/16 15:40	21.89
8/24/16 15:50	21.89
8/24/16 16:00	21.89
8/24/16 16:10	21.89
8/24/16 16:20	21.89
8/24/16 16:30	21.89
8/24/16 16:40	21.89
8/24/16 16:50	21.89
8/24/16 17:00	21.89

Date	Temp (°C)
8/24/16 17:10	21.89
8/24/16 17:20	21.89
8/24/16 17:30	21.89
8/24/16 17:40	21.89
8/24/16 17:50	21.89
8/24/16 18:00	21.89
8/24/16 18:10	21.89
8/24/16 18:20	21.89
8/24/16 18:30	21.89
8/24/16 18:40	21.89
8/24/16 18:50	21.89
8/24/16 19:00	21.89
8/24/16 19:10	21.89
8/24/16 19:20	21.89
8/24/16 19:30	21.89
8/24/16 19:40	21.89
8/24/16 19:50	21.89
8/24/16 20:00	21.89
8/24/16 20:10	21.89
8/24/16 20:20	21.89
8/24/16 20:30	21.89
8/24/16 20:40	21.89
8/24/16 20:50	21.89
8/24/16 21:00	21.89
8/24/16 21:10	21.89
8/24/16 21:20	21.89
8/24/16 21:30	21.89
8/24/16 21:40	21.89
8/24/16 21:50	21.89
8/24/16 22:00	21.89
8/24/16 22:10	21.89
8/24/16 22:20	21.89
8/24/16 22:30	21.89
8/24/16 22:40	21.89
8/24/16 22:50	21.89
8/24/16 23:00	21.89
8/24/16 23:10	21.89
8/24/16 23:20	21.89
8/24/16 23:30	21.89
8/24/16 23:40	21.89

Key: Temp > 25°C

Date	Temp (°C)
8/24/16 23:50	21.89
8/25/16 0:00	21.89
8/25/16 0:10	21.89
8/25/16 0:20	21.89
8/25/16 0:30	21.89
8/25/16 0:40	21.89
8/25/16 0:50	21.89
8/25/16 1:00	21.89
8/25/16 1:10	21.89
8/25/16 1:20	21.89
8/25/16 1:30	21.89
8/25/16 1:40	21.89
8/25/16 1:50	21.89
8/25/16 2:00	21.89
8/25/16 2:10	21.89
8/25/16 2:20	21.89
8/25/16 2:30	21.89
8/25/16 2:40	21.89
8/25/16 2:50	21.89
8/25/16 3:00	21.89
8/25/16 3:10	21.89
8/25/16 3:20	21.89
8/25/16 3:30	21.89
8/25/16 3:40	21.89
8/25/16 3:50	21.89
8/25/16 4:00	21.89
8/25/16 4:10	21.89
8/25/16 4:20	21.89
8/25/16 4:30	21.89
8/25/16 4:40	21.89
8/25/16 4:50	21.89
8/25/16 5:00	21.89
8/25/16 5:10	21.89
8/25/16 5:20	21.89
8/25/16 5:30	21.89
8/25/16 5:40	21.89
8/25/16 5:50	21.89
8/25/16 6:00	21.89
8/25/16 6:10	21.89
8/25/16 6:20	21.89

Date	Temp (°C)
8/25/16 6:30	21.89
8/25/16 6:40	21.89
8/25/16 6:50	21.89
8/25/16 7:00	21.89
8/25/16 7:10	21.89
8/25/16 7:20	21.89
8/25/16 7:30	21.89
8/25/16 7:40	21.89
8/25/16 7:50	21.89
8/25/16 8:00	21.89
8/25/16 8:10	21.89
8/25/16 8:20	21.89
8/25/16 8:30	21.89
8/25/16 8:40	21.89
8/25/16 8:50	21.89
8/25/16 9:00	21.89
8/25/16 9:10	21.89
8/25/16 9:20	21.89
8/25/16 9:30	21.89
8/25/16 9:40	21.89
8/25/16 9:50	21.89
8/25/16 10:00	21.89
8/25/16 10:10	21.89
8/25/16 10:20	21.89
8/25/16 10:30	21.89
8/25/16 10:40	21.89
8/25/16 10:50	21.89
8/25/16 11:00	21.89
8/25/16 11:10	21.89
8/25/16 11:20	21.89
8/25/16 11:30	21.89
8/25/16 11:40	21.89
8/25/16 11:50	21.89
8/25/16 12:00	21.89
8/25/16 12:10	21.89
8/25/16 12:20	21.89
8/25/16 12:30	21.89
8/25/16 12:40	21.89
8/25/16 12:50	21.89
8/25/16 13:00	21.89

Date	Temp (°C)
8/25/16 13:10	21.89
8/25/16 13:20	21.89
8/25/16 13:30	21.89
8/25/16 13:40	21.89
8/25/16 13:50	21.89
8/25/16 14:00	21.89
8/25/16 14:10	21.89
8/25/16 14:20	21.89
8/25/16 14:30	21.89
8/25/16 14:40	21.89
8/25/16 14:50	21.89
8/25/16 15:00	21.89
8/25/16 15:10	21.89
8/25/16 15:20	21.89
8/25/16 15:30	21.89
8/25/16 15:40	21.89
8/25/16 15:50	21.89
8/25/16 16:00	21.89
8/25/16 16:10	21.89
8/25/16 16:20	21.89
8/25/16 16:30	21.89
8/25/16 16:40	21.89
8/25/16 16:50	21.89
8/25/16 17:00	21.89
8/25/16 17:10	21.89
8/25/16 17:20	21.89
8/25/16 17:30	21.89
8/25/16 17:40	21.89
8/25/16 17:50	21.89
8/25/16 18:00	21.89
8/25/16 18:10	21.89
8/25/16 18:20	21.89
8/25/16 18:30	21.89
8/25/16 18:40	21.89
8/25/16 18:50	21.89
8/25/16 19:00	21.89
8/25/16 19:10	21.89
8/25/16 19:20	21.89
8/25/16 19:30	21.89
8/25/16 19:40	21.89

Key: Temp > 25°C

Date	Temp (°C)
8/25/16 19:50	21.89
8/25/16 20:00	21.89
8/25/16 20:10	21.89
8/25/16 20:20	21.89
8/25/16 20:30	21.89
8/25/16 20:40	21.89
8/25/16 20:50	21.89
8/25/16 21:00	21.89
8/25/16 21:10	21.89
8/25/16 21:20	21.89
8/25/16 21:30	21.89
8/25/16 21:40	21.89
8/25/16 21:50	21.89
8/25/16 22:00	21.89
8/25/16 22:10	21.89
8/25/16 22:20	21.89
8/25/16 22:30	21.89
8/25/16 22:40	21.89
8/25/16 22:50	21.89
8/25/16 23:00	21.89
8/25/16 23:10	21.89
8/25/16 23:20	21.89
8/25/16 23:30	21.89
8/25/16 23:40	21.89
8/25/16 23:50	21.89
8/26/16 0:00	21.89
8/26/16 0:10	21.89
8/26/16 0:20	21.89
8/26/16 0:30	21.89
8/26/16 0:40	21.89
8/26/16 0:50	21.89
8/26/16 1:00	21.89
8/26/16 1:10	21.89
8/26/16 1:20	21.89
8/26/16 1:30	21.89
8/26/16 1:40	21.89
8/26/16 1:50	21.89
8/26/16 2:00	21.89
8/26/16 2:10	21.89
8/26/16 2:20	21.89

Date	Temp (°C)
8/26/16 2:30	21.89
8/26/16 2:40	21.89
8/26/16 2:50	21.89
8/26/16 3:00	21.89
8/26/16 3:10	21.89
8/26/16 3:20	21.89
8/26/16 3:30	21.89
8/26/16 3:40	21.89
8/26/16 3:50	21.89
8/26/16 4:00	21.89
8/26/16 4:10	21.89
8/26/16 4:20	21.89
8/26/16 4:30	21.89
8/26/16 4:40	21.89
8/26/16 4:50	21.89
8/26/16 5:00	21.89
8/26/16 5:10	21.89
8/26/16 5:20	21.89
8/26/16 5:30	21.89
8/26/16 5:40	21.89
8/26/16 5:50	21.89
8/26/16 6:00	21.89
8/26/16 6:10	21.89
8/26/16 6:20	21.89
8/26/16 6:30	21.89
8/26/16 6:40	21.89
8/26/16 6:50	21.89
8/26/16 7:00	21.89
8/26/16 7:10	21.89
8/26/16 7:20	21.89
8/26/16 7:30	21.89
8/26/16 7:40	21.89
8/26/16 7:50	21.89
8/26/16 8:00	21.89
8/26/16 8:10	21.89
8/26/16 8:20	21.89
8/26/16 8:30	21.89
8/26/16 8:40	21.89
8/26/16 8:50	21.89
8/26/16 9:00	21.89

Date	Temp (°C)
8/26/16 9:10	21.89
8/26/16 9:20	21.89
8/26/16 9:30	21.89
8/26/16 9:40	21.89
8/26/16 9:50	21.89
8/26/16 10:00	21.89
8/26/16 10:10	21.89
8/26/16 10:20	21.89
8/26/16 10:30	21.89
8/26/16 10:40	21.89
8/26/16 10:50	21.89
8/26/16 11:00	21.89
8/26/16 11:10	21.89
8/26/16 11:20	21.89
8/26/16 11:30	21.89
8/26/16 11:40	21.89
8/26/16 11:50	21.89
8/26/16 12:00	21.89
8/26/16 12:10	21.89
8/26/16 12:20	21.89
8/26/16 12:30	21.89
8/26/16 12:40	21.89
8/26/16 12:50	21.89
8/26/16 13:00	21.89
8/26/16 13:10	21.89
8/26/16 13:20	21.89
8/26/16 13:30	21.89
8/26/16 13:40	21.89
8/26/16 13:50	21.89
8/26/16 14:00	21.89
8/26/16 14:10	21.89
8/26/16 14:20	21.89
8/26/16 14:30	21.89
8/26/16 14:40	21.89
8/26/16 14:50	21.89
8/26/16 15:00	21.89
8/26/16 15:10	21.89
8/26/16 15:20	21.89
8/26/16 15:30	21.89
8/26/16 15:40	21.89

Key: Temp > 25°C

Date	Temp (°C)
8/26/16 15:50	21.89
8/26/16 16:00	21.89
8/26/16 16:10	21.89
8/26/16 16:20	21.89
8/26/16 16:30	21.89
8/26/16 16:40	21.89
8/26/16 16:50	21.89
8/26/16 17:00	21.89
8/26/16 17:10	21.89
8/26/16 17:20	21.89
8/26/16 17:30	21.89
8/26/16 17:40	21.89
8/26/16 17:50	21.89
8/26/16 18:00	21.89
8/26/16 18:10	21.89
8/26/16 18:20	21.89
8/26/16 18:30	21.89
8/26/16 18:40	21.89
8/26/16 18:50	21.89
8/26/16 19:00	21.89
8/26/16 19:10	21.89
8/26/16 19:20	21.89
8/26/16 19:30	21.89
8/26/16 19:40	21.89
8/26/16 19:50	21.89
8/26/16 20:00	21.89
8/26/16 20:10	21.89
8/26/16 20:20	21.89
8/26/16 20:30	21.89
8/26/16 20:40	21.89
8/26/16 20:50	21.89
8/26/16 21:00	21.89
8/26/16 21:10	21.89
8/26/16 21:20	21.89
8/26/16 21:30	21.89
8/26/16 21:40	21.89
8/26/16 21:50	21.89
8/26/16 22:00	21.89
8/26/16 22:10	21.89
8/26/16 22:20	21.89

Date	Temp (°C)
8/26/16 22:30	21.89
8/26/16 22:40	21.89
8/26/16 22:50	21.89
8/26/16 23:00	21.89
8/26/16 23:10	21.89
8/26/16 23:20	21.89
8/26/16 23:30	21.89
8/26/16 23:40	21.89
8/26/16 23:50	21.89
8/27/16 0:00	21.89
8/27/16 0:10	21.89
8/27/16 0:20	21.89
8/27/16 0:30	21.89
8/27/16 0:40	21.89
8/27/16 0:50	21.89
8/27/16 1:00	21.89
8/27/16 1:10	21.89
8/27/16 1:20	21.89
8/27/16 1:30	21.89
8/27/16 1:40	21.89
8/27/16 1:50	21.89
8/27/16 2:00	21.89
8/27/16 2:10	21.89
8/27/16 2:20	21.89
8/27/16 2:30	21.89
8/27/16 2:40	21.89
8/27/16 2:50	21.89
8/27/16 3:00	21.89
8/27/16 3:10	21.89
8/27/16 3:20	21.89
8/27/16 3:30	21.89
8/27/16 3:40	21.89
8/27/16 3:50	21.89
8/27/16 4:00	21.89
8/27/16 4:10	21.89
8/27/16 4:20	21.89
8/27/16 4:30	21.89
8/27/16 4:40	21.89
8/27/16 4:50	21.89
8/27/16 5:00	21.89

Date	Temp (°C)
8/27/16 5:10	21.89
8/27/16 5:20	21.89
8/27/16 5:30	21.89
8/27/16 5:40	21.89
8/27/16 5:50	21.89
8/27/16 6:00	21.89
8/27/16 6:10	21.89
8/27/16 6:20	21.89
8/27/16 6:30	21.89
8/27/16 6:40	21.89
8/27/16 6:50	21.89
8/27/16 7:00	21.89
8/27/16 7:10	21.89
8/27/16 7:20	21.89
8/27/16 7:30	21.89
8/27/16 7:40	21.89
8/27/16 7:50	21.89
8/27/16 8:00	21.89
8/27/16 8:10	21.89
8/27/16 8:20	21.89
8/27/16 8:30	21.89
8/27/16 8:40	21.89
8/27/16 8:50	21.89
8/27/16 9:00	21.89
8/27/16 9:10	21.89
8/27/16 9:20	21.89
8/27/16 9:30	21.89
8/27/16 9:40	21.89
8/27/16 9:50	21.89
8/27/16 10:00	21.89
8/27/16 10:10	21.89
8/27/16 10:20	21.89
8/27/16 10:30	21.89
8/27/16 10:40	21.89
8/27/16 10:50	21.89
8/27/16 11:00	21.89
8/27/16 11:10	21.89
8/27/16 11:20	21.89
8/27/16 11:30	21.89
8/27/16 11:40	21.89

Key: Temp > 25°C

Date	Temp (°C)
8/27/16 11:50	21.89
8/27/16 12:00	21.89
8/27/16 12:10	21.89
8/27/16 12:20	21.89
8/27/16 12:30	21.89
8/27/16 12:40	21.89
8/27/16 12:50	21.89
8/27/16 13:00	21.89
8/27/16 13:10	21.89
8/27/16 13:20	21.89
8/27/16 13:30	21.89
8/27/16 13:40	21.89
8/27/16 13:50	21.89
8/27/16 14:00	21.89
8/27/16 14:10	21.89
8/27/16 14:20	21.89
8/27/16 14:30	21.89
8/27/16 14:40	21.89
8/27/16 14:50	21.89
8/27/16 15:00	21.89
8/27/16 15:10	21.89
8/27/16 15:20	21.89
8/27/16 15:30	21.89
8/27/16 15:40	21.89
8/27/16 15:50	21.89
8/27/16 16:00	21.89
8/27/16 16:10	21.89
8/27/16 16:20	21.89
8/27/16 16:30	21.89
8/27/16 16:40	21.89
8/27/16 16:50	21.89
8/27/16 17:00	21.89
8/27/16 17:10	21.89
8/27/16 17:20	21.89
8/27/16 17:30	21.89
8/27/16 17:40	21.89
8/27/16 17:50	21.89
8/27/16 18:00	21.89
8/27/16 18:10	21.89
8/27/16 18:20	21.89

Date	Temp (°C)
8/27/16 18:30	21.89
8/27/16 18:40	21.89
8/27/16 18:50	21.89
8/27/16 19:00	21.89
8/27/16 19:10	21.89
8/27/16 19:20	21.89
8/27/16 19:30	21.89
8/27/16 19:40	21.89
8/27/16 19:50	21.89
8/27/16 20:00	21.89
8/27/16 20:10	21.89
8/27/16 20:20	21.89
8/27/16 20:30	21.89
8/27/16 20:40	21.89
8/27/16 20:50	21.89
8/27/16 21:00	21.89
8/27/16 21:10	21.89
8/27/16 21:20	21.89
8/27/16 21:30	21.89
8/27/16 21:40	21.89
8/27/16 21:50	21.89
8/27/16 22:00	21.89
8/27/16 22:10	21.89
8/27/16 22:20	21.89
8/27/16 22:30	21.89
8/27/16 22:40	21.89
8/27/16 22:50	21.89
8/27/16 23:00	21.89
8/27/16 23:10	21.89
8/27/16 23:20	21.89
8/27/16 23:30	21.89
8/27/16 23:40	21.89
8/27/16 23:50	21.89
8/28/16 0:00	21.89
8/28/16 0:10	21.89
8/28/16 0:20	21.89
8/28/16 0:30	21.89
8/28/16 0:40	21.89
8/28/16 0:50	21.89
8/28/16 1:00	21.89

Date	Temp (°C)
8/28/16 1:10	21.89
8/28/16 1:20	21.89
8/28/16 1:30	21.89
8/28/16 1:40	21.89
8/28/16 1:50	21.89
8/28/16 2:00	21.89
8/28/16 2:10	21.89
8/28/16 2:20	21.89
8/28/16 2:30	21.89
8/28/16 2:40	21.89
8/28/16 2:50	21.89
8/28/16 3:00	21.89
8/28/16 3:10	21.89
8/28/16 3:20	21.89
8/28/16 3:30	21.89
8/28/16 3:40	21.89
8/28/16 3:50	21.89
8/28/16 4:00	21.89
8/28/16 4:10	21.89
8/28/16 4:20	21.89
8/28/16 4:30	21.89
8/28/16 4:40	21.89
8/28/16 4:50	21.89
8/28/16 5:00	21.89
8/28/16 5:10	21.89
8/28/16 5:20	21.89
8/28/16 5:30	21.89
8/28/16 5:40	21.89
8/28/16 5:50	21.89
8/28/16 6:00	21.89
8/28/16 6:10	21.89
8/28/16 6:20	21.89
8/28/16 6:30	21.89
8/28/16 6:40	21.89
8/28/16 6:50	21.89
8/28/16 7:00	21.89
8/28/16 7:10	21.89
8/28/16 7:20	21.89
8/28/16 7:30	21.89
8/28/16 7:40	21.89

Key: Temp > 25°C

Date	Temp (°C)
8/28/16 7:50	21.89
8/28/16 8:00	21.89
8/28/16 8:10	21.89
8/28/16 8:20	21.89
8/28/16 8:30	21.89
8/28/16 8:40	21.89
8/28/16 8:50	21.89
8/28/16 9:00	21.89
8/28/16 9:10	21.89
8/28/16 9:20	21.89
8/28/16 9:30	21.89
8/28/16 9:40	21.89
8/28/16 9:50	21.89
8/28/16 10:00	21.89
8/28/16 10:10	21.89
8/28/16 10:20	21.89
8/28/16 10:30	21.89
8/28/16 10:40	21.89
8/28/16 10:50	21.89
8/28/16 11:00	21.89
8/28/16 11:10	21.89
8/28/16 11:20	21.89
8/28/16 11:30	21.89
8/28/16 11:40	21.89
8/28/16 11:50	21.89
8/28/16 12:00	21.89
8/28/16 12:10	21.89
8/28/16 12:20	21.89
8/28/16 12:30	21.89
8/28/16 12:40	21.89
8/28/16 12:50	21.89
8/28/16 13:00	21.89
8/28/16 13:10	21.89
8/28/16 13:20	21.89
8/28/16 13:30	21.89
8/28/16 13:40	21.89
8/28/16 13:50	21.89
8/28/16 14:00	21.89
8/28/16 14:10	21.89
8/28/16 14:20	21.89

Date	Temp (°C)
8/28/16 14:30	21.89
8/28/16 14:40	21.89
8/28/16 14:50	21.89
8/28/16 15:00	21.89
8/28/16 15:10	21.89
8/28/16 15:20	21.89
8/28/16 15:30	21.89
8/28/16 15:40	21.89
8/28/16 15:50	21.89
8/28/16 16:00	21.89
8/28/16 16:10	21.89
8/28/16 16:20	21.89
8/28/16 16:30	21.89
8/28/16 16:40	21.89
8/28/16 16:50	21.89
8/28/16 17:00	21.89
8/28/16 17:10	21.89
8/28/16 17:20	21.89
8/28/16 17:30	21.89
8/28/16 17:40	21.89
8/28/16 17:50	21.89
8/28/16 18:00	21.89
8/28/16 18:10	21.89
8/28/16 18:20	21.89
8/28/16 18:30	21.89
8/28/16 18:40	21.89
8/28/16 18:50	21.89
8/28/16 19:00	21.89
8/28/16 19:10	21.89
8/28/16 19:20	21.89
8/28/16 19:30	21.89
8/28/16 19:40	21.89
8/28/16 19:50	21.89
8/28/16 20:00	21.89
8/28/16 20:10	21.89
8/28/16 20:20	21.89
8/28/16 20:30	21.89
8/28/16 20:40	21.89
8/28/16 20:50	21.89
8/28/16 21:00	21.89

Date	Temp (°C)
8/28/16 21:10	21.89
8/28/16 21:20	21.89
8/28/16 21:30	21.89
8/28/16 21:40	21.89
8/28/16 21:50	21.89
8/28/16 22:00	21.89
8/28/16 22:10	21.89
8/28/16 22:20	21.89
8/28/16 22:30	21.89
8/28/16 22:40	21.89
8/28/16 22:50	21.89
8/28/16 23:00	21.89
8/28/16 23:10	21.89
8/28/16 23:20	21.89
8/28/16 23:30	21.89
8/28/16 23:40	21.89
8/28/16 23:50	21.89
8/29/16 0:00	21.89
8/29/16 0:10	21.89
8/29/16 0:20	21.89
8/29/16 0:30	21.89
8/29/16 0:40	21.89
8/29/16 0:50	21.89
8/29/16 1:00	21.89
8/29/16 1:10	21.89
8/29/16 1:20	21.89
8/29/16 1:30	21.89
8/29/16 1:40	21.89
8/29/16 1:50	21.89
8/29/16 2:00	21.89
8/29/16 2:10	21.89
8/29/16 2:20	21.89
8/29/16 2:30	21.89
8/29/16 2:40	21.89
8/29/16 2:50	21.89
8/29/16 3:00	21.89
8/29/16 3:10	21.89
8/29/16 3:20	21.89
8/29/16 3:30	21.89
8/29/16 3:40	21.89

Key: Temp > 25°C

Date	Temp (°C)
8/29/16 3:50	21.89
8/29/16 4:00	21.89
8/29/16 4:10	21.89
8/29/16 4:20	21.89
8/29/16 4:30	21.89
8/29/16 4:40	21.89
8/29/16 4:50	21.89
8/29/16 5:00	21.89
8/29/16 5:10	21.89
8/29/16 5:20	21.89
8/29/16 5:30	21.89
8/29/16 5:40	21.89
8/29/16 5:50	21.89
8/29/16 6:00	21.89
8/29/16 6:10	21.89
8/29/16 6:20	21.89
8/29/16 6:30	21.89
8/29/16 6:40	21.89
8/29/16 6:50	21.89
8/29/16 7:00	21.89
8/29/16 7:10	21.89
8/29/16 7:20	21.89
8/29/16 7:30	21.89
8/29/16 7:40	21.89
8/29/16 7:50	21.89
8/29/16 8:00	21.89
8/29/16 8:10	21.89
8/29/16 8:20	21.89
8/29/16 8:30	21.89
8/29/16 8:40	21.89
8/29/16 8:50	21.89
8/29/16 9:00	21.89
8/29/16 9:10	21.89
8/29/16 9:20	21.89
8/29/16 9:30	21.89
8/29/16 9:40	21.89
8/29/16 9:50	21.89
8/29/16 10:00	21.89
8/29/16 10:10	21.89
8/29/16 10:20	21.89

Date	Temp (°C)
8/29/16 10:30	21.89
8/29/16 10:40	21.89
8/29/16 10:50	21.89
8/29/16 11:00	21.89
8/29/16 11:10	21.89
8/29/16 11:20	21.89
8/29/16 11:30	21.89
8/29/16 11:40	21.89
8/29/16 11:50	21.89
8/29/16 12:00	21.89
8/29/16 12:10	21.89
8/29/16 12:20	21.89
8/29/16 12:30	21.89
8/29/16 12:40	21.89
8/29/16 12:50	21.89
8/29/16 13:00	21.89
8/29/16 13:10	21.89
8/29/16 13:20	21.89
8/29/16 13:30	21.89
8/29/16 13:40	21.89
8/29/16 13:50	21.89
8/29/16 14:00	21.89
8/29/16 14:10	21.89
8/29/16 14:20	21.89
8/29/16 14:30	21.89
8/29/16 14:40	21.89
8/29/16 14:50	21.89
8/29/16 15:00	21.89
8/29/16 15:10	21.89
8/29/16 15:20	21.89
8/29/16 15:30	21.89
8/29/16 15:40	21.89
8/29/16 15:50	21.89
8/29/16 16:00	21.89
8/29/16 16:10	21.89
8/29/16 16:20	21.89
8/29/16 16:30	21.89
8/29/16 16:40	21.89
8/29/16 16:50	21.89
8/29/16 17:00	21.89

Date	Temp (°C)
8/29/16 17:10	21.89
8/29/16 17:20	21.89
8/29/16 17:30	21.89
8/29/16 17:40	21.89
8/29/16 17:50	21.89
8/29/16 18:00	21.89
8/29/16 18:10	21.89
8/29/16 18:20	21.89
8/29/16 18:30	21.89
8/29/16 18:40	21.89
8/29/16 18:50	21.89
8/29/16 19:00	21.89
8/29/16 19:10	21.89
8/29/16 19:20	21.89
8/29/16 19:30	21.89
8/29/16 19:40	21.89
8/29/16 19:50	21.89
8/29/16 20:00	21.89
8/29/16 20:10	21.89
8/29/16 20:20	21.89
8/29/16 20:30	21.89
8/29/16 20:40	21.89
8/29/16 20:50	21.89
8/29/16 21:00	21.89
8/29/16 21:10	21.89
8/29/16 21:20	21.89
8/29/16 21:30	21.89
8/29/16 21:40	21.89
8/29/16 21:50	21.89
8/29/16 22:00	21.89
8/29/16 22:10	21.89
8/29/16 22:20	21.89
8/29/16 22:30	21.89
8/29/16 22:40	21.89
8/29/16 22:50	21.89
8/29/16 23:00	21.89
8/29/16 23:10	21.89
8/29/16 23:20	21.89
8/29/16 23:30	21.89
8/29/16 23:40	21.89

Key: Temp > 25°C

Date	Temp (°C)
8/29/16 23:50	21.89
8/30/16 0:00	21.89
8/30/16 0:10	21.89
8/30/16 0:20	21.89
8/30/16 0:30	21.89
8/30/16 0:40	21.89
8/30/16 0:50	21.89
8/30/16 1:00	21.89
8/30/16 1:10	21.89
8/30/16 1:20	21.89
8/30/16 1:30	21.89
8/30/16 1:40	21.89
8/30/16 1:50	21.89
8/30/16 2:00	21.89
8/30/16 2:10	21.89
8/30/16 2:20	21.89
8/30/16 2:30	21.89
8/30/16 2:40	21.89
8/30/16 2:50	21.89
8/30/16 3:00	21.89
8/30/16 3:10	21.89
8/30/16 3:20	21.89
8/30/16 3:30	21.89
8/30/16 3:40	21.89
8/30/16 3:50	21.89
8/30/16 4:00	21.89
8/30/16 4:10	21.89
8/30/16 4:20	21.89
8/30/16 4:30	21.89
8/30/16 4:40	21.89
8/30/16 4:50	21.89
8/30/16 5:00	21.89
8/30/16 5:10	21.89
8/30/16 5:20	21.89
8/30/16 5:30	21.89
8/30/16 5:40	21.89
8/30/16 5:50	21.89
8/30/16 6:00	21.89
8/30/16 6:10	21.89
8/30/16 6:20	21.89

Date	Temp (°C)
8/30/16 6:30	21.89
8/30/16 6:40	21.89
8/30/16 6:50	21.89
8/30/16 7:00	21.89
8/30/16 7:10	21.89
8/30/16 7:20	21.89
8/30/16 7:30	21.89
8/30/16 7:40	21.89
8/30/16 7:50	21.89
8/30/16 8:00	21.89
8/30/16 8:10	21.89
8/30/16 8:20	21.89
8/30/16 8:30	21.89
8/30/16 8:40	21.89
8/30/16 8:50	21.89
8/30/16 9:00	21.89
8/30/16 9:10	21.89
8/30/16 9:20	21.89
8/30/16 9:30	21.89
8/30/16 9:40	21.89
8/30/16 9:50	21.89
8/30/16 10:00	21.89
8/30/16 10:10	21.89
8/30/16 10:20	21.89
8/30/16 10:30	21.89
8/30/16 10:40	21.89
8/30/16 10:50	21.89
8/30/16 11:00	21.89
8/30/16 11:10	21.89
8/30/16 11:20	21.89
8/30/16 11:30	21.89
8/30/16 11:40	21.89
8/30/16 11:50	21.89
8/30/16 12:00	21.89
8/30/16 12:10	21.89
8/30/16 12:20	21.89
8/30/16 12:30	21.89
8/30/16 12:40	21.89
8/30/16 12:50	21.89
8/30/16 13:00	21.89

Date	Temp (°C)
8/30/16 13:10	21.89
8/30/16 13:20	21.89
8/30/16 13:30	21.89
8/30/16 13:40	21.89
8/30/16 13:50	21.89
8/30/16 14:00	21.89
8/30/16 14:10	21.89
8/30/16 14:20	21.89
8/30/16 14:30	21.89
8/30/16 14:40	21.89
8/30/16 14:50	21.89
8/30/16 15:00	21.89
8/30/16 15:10	21.89
8/30/16 15:20	21.89
8/30/16 15:30	21.89
8/30/16 15:40	21.89
8/30/16 15:50	21.89
8/30/16 16:00	21.89
8/30/16 16:10	21.89
8/30/16 16:20	21.89
8/30/16 16:30	21.89
8/30/16 16:40	21.89
8/30/16 16:50	21.89
8/30/16 17:00	21.89
8/30/16 17:10	21.89
8/30/16 17:20	21.89
8/30/16 17:30	21.89
8/30/16 17:40	21.89
8/30/16 17:50	21.89
8/30/16 18:00	21.89
8/30/16 18:10	21.89
8/30/16 18:20	21.89
8/30/16 18:30	21.89
8/30/16 18:40	21.89
8/30/16 18:50	21.89
8/30/16 19:00	21.89
8/30/16 19:10	21.89
8/30/16 19:20	21.89
8/30/16 19:30	21.89
8/30/16 19:40	21.89

Key: Temp > 25°C

Date	Temp (°C)
8/30/16 19:50	21.89
8/30/16 20:00	21.89
8/30/16 20:10	21.89
8/30/16 20:20	21.89
8/30/16 20:30	21.89
8/30/16 20:40	21.89
8/30/16 20:50	21.89
8/30/16 21:00	21.89
8/30/16 21:10	21.89
8/30/16 21:20	21.89
8/30/16 21:30	21.89
8/30/16 21:40	21.89
8/30/16 21:50	21.89
8/30/16 22:00	21.89
8/30/16 22:10	21.89
8/30/16 22:20	21.89
8/30/16 22:30	21.89
8/30/16 22:40	21.89
8/30/16 22:50	21.89
8/30/16 23:00	21.89
8/30/16 23:10	21.89
8/30/16 23:20	21.89
8/30/16 23:30	21.89
8/30/16 23:40	21.89
8/30/16 23:50	21.89
8/31/16 0:00	21.89
8/31/16 0:10	21.89
8/31/16 0:20	21.89
8/31/16 0:30	21.89
8/31/16 0:40	21.89
8/31/16 0:50	21.89
8/31/16 1:00	21.89
8/31/16 1:10	21.89
8/31/16 1:20	21.89
8/31/16 1:30	21.89
8/31/16 1:40	21.89
8/31/16 1:50	21.89
8/31/16 2:00	21.89
8/31/16 2:10	21.89
8/31/16 2:20	21.89

Date	Temp (°C)
8/31/16 2:30	21.89
8/31/16 2:40	21.89
8/31/16 2:50	21.89
8/31/16 3:00	21.89
8/31/16 3:10	21.89
8/31/16 3:20	21.89
8/31/16 3:30	21.89
8/31/16 3:40	21.89
8/31/16 3:50	21.89
8/31/16 4:00	21.89
8/31/16 4:10	21.89
8/31/16 4:20	21.89
8/31/16 4:30	21.89
8/31/16 4:40	21.89
8/31/16 4:50	21.89
8/31/16 5:00	21.89
8/31/16 5:10	21.89
8/31/16 5:20	21.89
8/31/16 5:30	21.89
8/31/16 5:40	21.89
8/31/16 5:50	21.89
8/31/16 6:00	21.89
8/31/16 6:10	21.89
8/31/16 6:20	21.89
8/31/16 6:30	21.89
8/31/16 6:40	21.89
8/31/16 6:50	21.89
8/31/16 7:00	21.89
8/31/16 7:10	21.89
8/31/16 7:20	21.89
8/31/16 7:30	21.89
8/31/16 7:40	21.89
8/31/16 7:50	21.89
8/31/16 8:00	21.89
8/31/16 8:10	21.89
8/31/16 8:20	21.89
8/31/16 8:30	21.89
8/31/16 8:40	21.89
8/31/16 8:50	21.89
8/31/16 9:00	21.89

Date	Temp (°C)
8/31/16 9:10	21.89
8/31/16 9:20	21.89
8/31/16 9:30	21.89
8/31/16 9:40	21.89
8/31/16 9:50	21.89
8/31/16 10:00	21.89
8/31/16 10:10	21.89
8/31/16 10:20	21.89
8/31/16 10:30	21.89
8/31/16 10:40	21.89
8/31/16 10:50	21.89
8/31/16 11:00	21.89
8/31/16 11:10	21.89
8/31/16 11:20	21.89
8/31/16 11:30	21.89
8/31/16 11:40	21.89
8/31/16 11:50	21.89
8/31/16 12:00	21.89
8/31/16 12:10	21.89
8/31/16 12:20	21.89
8/31/16 12:30	21.89
8/31/16 12:40	21.89
8/31/16 12:50	21.89
8/31/16 13:00	21.89
8/31/16 13:10	21.89
8/31/16 13:20	21.89
8/31/16 13:30	21.89
8/31/16 13:40	21.89
8/31/16 13:50	21.89
8/31/16 14:00	21.89
8/31/16 14:10	21.89
8/31/16 14:20	21.89
8/31/16 14:30	21.89
8/31/16 14:40	21.89
8/31/16 14:50	21.89
8/31/16 15:00	21.89
8/31/16 15:10	21.89
8/31/16 15:20	21.89
8/31/16 15:30	21.89
8/31/16 15:40	21.89

Key: Temp > 25°C

Date	Temp (°C)
8/31/16 15:50	21.89
8/31/16 16:00	21.89
8/31/16 16:10	21.89
8/31/16 16:20	21.89
8/31/16 16:30	21.89
8/31/16 16:40	21.89
8/31/16 16:50	21.89
8/31/16 17:00	21.89
8/31/16 17:10	21.89
8/31/16 17:20	21.89
8/31/16 17:30	21.89
8/31/16 17:40	21.89
8/31/16 17:50	21.89
8/31/16 18:00	21.89
8/31/16 18:10	21.89
8/31/16 18:20	21.89
8/31/16 18:30	21.89

Date	Temp (°C)
8/31/16 18:40	21.89
8/31/16 18:50	21.89
8/31/16 19:00	21.89
8/31/16 19:10	21.89
8/31/16 19:20	21.89
8/31/16 19:30	21.89
8/31/16 19:40	21.89
8/31/16 19:50	21.89
8/31/16 20:00	21.89
8/31/16 20:10	21.89
8/31/16 20:20	21.89
8/31/16 20:30	21.89
8/31/16 20:40	21.89
8/31/16 20:50	21.89
8/31/16 21:00	21.89
8/31/16 21:10	21.89
8/31/16 21:20	21.89

Date	Temp (°C)
8/31/16 21:30	21.89
8/31/16 21:40	21.89
8/31/16 21:50	21.89
8/31/16 22:00	21.89
8/31/16 22:10	21.89
8/31/16 22:20	21.89
8/31/16 22:30	21.89
8/31/16 22:40	21.89
8/31/16 22:50	21.89
8/31/16 23:00	21.89
8/31/16 23:10	21.89
8/31/16 23:20	21.89
8/31/16 23:30	21.89
8/31/16 23:40	21.89
8/31/16 23:50	21.89

Key: Temp > 25°C

YOUGHIOGHENY RIVER WATER TEMPERATURE ENHANCEMENT PLAN

Simulate a Ra

146 = CFS River Flow at Oakland **June 1, 2016**

Print Info for file

Time	Predicted Maximum River Water Temperature Degree C	Deep Creek Action
0700	23.01	Check Again at 0900
	(23 to 26.4)	
0900	20.99	Check Again at 1100
	(23 to 25.9)	
1100	24.86	Check Again at 1200
	(23 to 25.4)	
1200	24.84	Check Again at 1400
	(23 to 25.3)	
1400	24.58	Check Again at 1500
	(23 to 25.2)	
1500	24.16	Check Again Tomorrow at 0700

Tair °C	28.89	Air Temp, Elkins WV - Degree C
CCF	9.00	Cloud Cover Factor, Elkins WV
T7	17.00	River Temp Sang Run @700
T9	17.10	River Temp Sang Run @900
T11	18.50	River Temp Sang Run @1100
T12	19.20	River Temp Sang Run @1200
T14	21.80	River Temp Sang Run @1400
T15	22.50	River Temp Sang Run @1500
Q	146.00	River Flow at Oakland

84	Air Temp, Elkins WV - Degree F
MOSUNNY	Cloud Cover, Elkins WV

YOUGHIOGHENY RIVER WATER TEMPERATURE ENHANCEMENT PLAN

Simulate a Ra

124 = CFS River Flow at Oakland **June 2, 2016**

Print Info for file

Time	Predicted Maximum River Water Temperature Degree C	Deep Creek Action
0700	22.76	Check Again at 0900
	(23 to 26.4)	
0900	21.77	Check Again at 1100
	(23 to 25.9)	
1100	24.12	Check Again at 1200
	(23 to 25.4)	
1200	23.83	Check Again at 1400
	(23 to 25.3)	
1400	24.25	Check Again at 1500
	(23 to 25.2)	
1500	23.67	Check Again Tomorrow at 0700

Tair °C	28.89	Air Temp, Elkins WV - Degree C
CCF	36.00	Cloud Cover Factor, Elkins WV
T7	17.80	River Temp Sang Run @700
T9	18.00	River Temp Sang Run @900
T11	18.70	River Temp Sang Run @1100
T12	19.30	River Temp Sang Run @1200
T14	21.60	River Temp Sang Run @1400
T15	22.10	River Temp Sang Run @1500
Q	124.00	River Flow at Oakland

84	Air Temp, Elkins WV - Degree F
TSTRMS	Cloud Cover, Elkins WV



YOUGHIOGHENY RIVER WATER TEMPERATURE ENHANCEMENT PLAN

Simulate a Ra

124 = CFS River Flow at Oakland **June 3, 2016**

Print Info for file

Time	Predicted Maximum River Water Temperature Degree C	Deep Creek Action
0700	21.93	Check Again at 0900
	(23 to 26.4)	
0900	21.00	Check Again at 1100
	(23 to 25.9)	
1100	--	Input 1100 SANG RUN Temp
	(23 to 25.4)	
1200	--	Input 1100 SANG RUN Temp
	(23 to 25.3)	
1400	--	Input 1100 SANG RUN Temp
	(23 to 25.2)	
1500	--	Input 1100 SANG RUN Temp

Tair °C	25.56	Air Temp, Elkins WV - Degree C	78	Air Temp, Elkins WV - Degree F
CCF	36.00	Cloud Cover Factor, Elkins WV	TSTRMS	Cloud Cover, Elkins WV
T7	18.50	River Temp Sang Run @700		
T9	18.60	River Temp Sang Run @900		
T11	--	River Temp Sang Run @1100		
T12	--	River Temp Sang Run @1200		
T14	--	River Temp Sang Run @1400		
T15	--	River Temp Sang Run @1500		
Q	124.00	River Flow at Oakland		

YOUGHIOGHENY RIVER WATER TEMPERATURE ENHANCEMENT PLAN

Simulate a Ra

106 = CFS River Flow at Oakland **June 4, 2016**

Print Info for file

Time	Predicted Maximum River Water Temperature Degree C	Deep Creek Action
0700	21.07	Check Again at 0900
	(23 to 26.4)	
0900	20.98	Check Again at 1100
	(23 to 25.9)	
1100	22.69	Check Again at 1200
	(23 to 25.4)	
1200	--	Input 1200 SANG RUN Temp
	(23 to 25.3)	
1400	--	Input 1200 SANG RUN Temp
	(23 to 25.2)	
1500	--	Input 1200 SANG RUN Temp

Tair °C	26.67	Air Temp, Elkins WV - Degree C	80	Air Temp, Elkins WV - Degree F
CCF	100.00	Cloud Cover Factor, Elkins WV	CLOUDY	Cloud Cover, Elkins WV
T7	18.50	River Temp Sang Run @700		
T9	18.80	River Temp Sang Run @900		
T11	19.00	River Temp Sang Run @1100		
T12	--	River Temp Sang Run @1200		
T14	--	River Temp Sang Run @1400		
T15	--	River Temp Sang Run @1500		
Q	106.00	River Flow at Oakland		

YOUGHIOGHENY RIVER WATER TEMPERATURE ENHANCEMENT PLAN

Simulate a Ra

93 = CFS River Flow at Oakland **June 5, 2016**

Print Info for file

Time	Predicted Maximum River Water Temperature Degree C	Deep Creek Action
0700	21.30	Check Again at 0900
	(23 to 26.4)	
0900	22.11	Check Again at 1100
	(23 to 25.9)	
1100	23.66	Check Again at 1200
	(23 to 25.4)	
1200	23.30	Check Again at 1400
	(23 to 25.3)	
1400	--	Input 1400 SANG RUN Temp
	(23 to 25.2)	
1500	--	Input 1400 SANG RUN Temp

Tair °C	22.22	Air Temp, Elkins WV - Degree C	72	Air Temp, Elkins WV - Degree F
CCF	36.00	Cloud Cover Factor, Elkins WV	TSTRMS	Cloud Cover, Elkins WV
T7	19.00	River Temp Sang Run @700		
T9	19.60	River Temp Sang Run @900		
T11	20.50	River Temp Sang Run @1100		
T12	21.30	River Temp Sang Run @1200		
T14	--	River Temp Sang Run @1400		
T15	--	River Temp Sang Run @1500		
Q	93.00	River Flow at Oakland		

YOUGHIOGHENY RIVER WATER TEMPERATURE ENHANCEMENT PLAN

Simulate a Ra

221 = CFS River Flow at Oakland **June 6, 2016**

Print Info for file

Time	Predicted Maximum River Water Temperature Degree C	Deep Creek Action
0700	22.35	Temperature Plan not Required Today - Flow Exceeds 150 CFS
	(23 to 26.4)	
0900	--	--
	(23 to 25.9)	
1100	--	--
	(23 to 25.4)	
1200	--	--
	(23 to 25.3)	
1400	--	--
	(23 to 25.2)	
1500	--	--

Tair °C	26.11	Air Temp, Elkins WV - Degree C	79	Air Temp, Elkins WV - Degree F
CCF	9.00	Cloud Cover Factor, Elkins WV	MOSUNNY	Cloud Cover, Elkins WV
T7	17.70	River Temp Sang Run @700		
T9	--	River Temp Sang Run @900		
T11	--	River Temp Sang Run @1100		
T12	--	River Temp Sang Run @1200		
T14	--	River Temp Sang Run @1400		
T15	--	River Temp Sang Run @1500		
Q	221.00	River Flow at Oakland		

while water release

Jay McDonald

YOUGHIOGHENY RIVER WATER TEMPERATURE ENHANCEMENT PLAN

Simulate a Ra

112 = CFS River Flow at Oakland **June 7, 2016**

Print Info for file

Time	Predicted Maximum River Water Temperature Degree C	Deep Creek Action
0700	21.75	Check Again at 0900
	(23 to 26.4)	
0900	21.54	Check Again at 1100
	(23 to 25.9)	
1100	23.74	Check Again at 1200
	(23 to 25.4)	
1200	23.18	Check Again at 1400
	(23 to 25.3)	
1400	21.48	Check Again at 1500
	(23 to 25.2)	
1500	21.85	Check Again Tomorrow at 0700

Tair °C	24.44	Air Temp, Elkins WV - Degree C	76	Air Temp, Elkins WV - Degree F
CCF	9.00	Cloud Cover Factor, Elkins WV	MOSUNNY	Cloud Cover, Elkins WV
T7	17.50	River Temp Sang Run @700		
T9	17.80	River Temp Sang Run @900		
T11	18.90	River Temp Sang Run @1100		
T12	19.30	River Temp Sang Run @1200		
T14	19.90	River Temp Sang Run @1400		
T15	20.70	River Temp Sang Run @1500		
Q	112.00	River Flow at Oakland		

Jay McDermott

YOUGHIOGHENY RIVER WATER TEMPERATURE ENHANCEMENT PLAN

Simulate a Ra

93 = CFS River Flow at Oakland **June 8, 2016**

Print Info for file

Time	Predicted Maximum River Water Temperature Degree C	Deep Creek Action
0700	16.16	No Further Predictions Necessary Today
	(23 to 26.4)	
0900	--	--
	(23 to 25.9)	
1100	--	--
	(23 to 25.4)	
1200	--	--
	(23 to 25.3)	
1400	--	--
	(23 to 25.2)	
1500	--	--

Tair °C	19.44	Air Temp, Elkins WV - Degree C	67	Air Temp, Elkins WV - Degree F
CCF	100.00	Cloud Cover Factor, Elkins WV	OVRCAST	Cloud Cover, Elkins WV
T7	16.00	River Temp Sang Run @700		
T9	--	River Temp Sang Run @900		
T11	--	River Temp Sang Run @1100		
T12	--	River Temp Sang Run @1200		
T14	--	River Temp Sang Run @1400		
T15	--	River Temp Sang Run @1500		
Q	93.00	River Flow at Oakland		

YOUGHIOGHENY RIVER WATER TEMPERATURE ENHANCEMENT PLAN

Simulate a Ra

75 = CFS River Flow at Oakland **June 9, 2016**

Print Info for file

Time	Predicted Maximum River Water Temperature Degree C	Deep Creek Action
0700	21.19	Check Again at 0900
	(23 to 26.4)	
0900	27.03	Release at 1100 for 2 Hours
	(23 to 25.9)	
1100	--	--
	(23 to 25.4)	
1200	--	--
	(23 to 25.3)	
1400	--	--
	(23 to 25.2)	
1500	--	--

Tair °C	23.33	Air Temp, Elkins WV - Degree C	74	Air Temp, Elkins WV - Degree F
CCF	1.00	Cloud Cover Factor, Elkins WV	SUNNY	Cloud Cover, Elkins WV
T7	13.50	River Temp Sang Run @700		
T9	18.70	River Temp Sang Run @900		
T11	--	River Temp Sang Run @1100		
T12	--	River Temp Sang Run @1200		
T14	--	River Temp Sang Run @1400		
T15	--	River Temp Sang Run @1500		
Q	75.00	River Flow at Oakland		

Jay M. Dermott

YOUGHIOGHENY RIVER WATER TEMPERATURE ENHANCEMENT PLAN

Simulate a Ra

64 = CFS River Flow at Oakland **June 10, 2016**

Print Info for file

Time	Predicted Maximum River Water Temperature Degree C	Deep Creek Action
0700	--	Input 0700 SANG RUN Temp
	(23 to 26.4)	
0900	--	Input 0700 SANG RUN Temp
	(23 to 25.9)	
1100	--	Input 0700 SANG RUN Temp
	(23 to 25.4)	
1200	--	Input 0700 SANG RUN Temp
	(23 to 25.3)	
1400	--	Input 0700 SANG RUN Temp
	(23 to 25.2)	
1500	--	Input 0700 SANG RUN Temp

Tair °C	25.00	Air Temp, Elkins WV - Degree C	77	Air Temp, Elkins WV - Degree F
CCF	64.00	Cloud Cover Factor, Elkins WV	MOCLDY	Cloud Cover, Elkins WV
T7	No Data	River Temp Sang Run @700		
T9	--	River Temp Sang Run @900		
T11	--	River Temp Sang Run @1100		
T12	--	River Temp Sang Run @1200		
T14	--	River Temp Sang Run @1400		
T15	--	River Temp Sang Run @1500		
Q	64.00	River Flow at Oakland		

YOUGHIOGHENY RIVER WATER TEMPERATURE ENHANCEMENT PLAN

Simulate a Ra

56 = CFS River Flow at Oakland **June 11, 2016**

Print Info for file

Time	Predicted Maximum River Water Temperature Degree C	Deep Creek Action
0700	25.19	Check Again at 0900
	(23 to 26.4)	
0900	25.35	Check Again at 1100
	(23 to 25.9)	
1100	25.69	Release at 1230 for 2 Hours
	(23 to 25.4)	
1200	--	--
	(23 to 25.3)	
1400	--	--
	(23 to 25.2)	
1500	--	--

Tair °C	30.00	Air Temp, Elkins WV - Degree C	86	Air Temp, Elkins WV - Degree F
CCF	9.00	Cloud Cover Factor, Elkins WV	MOSUNNY	Cloud Cover, Elkins WV
T7	17.20	River Temp Sang Run @700		
T9	17.60	River Temp Sang Run @900		
T11	19.20	River Temp Sang Run @1100		
T12	--	River Temp Sang Run @1200		
T14	--	River Temp Sang Run @1400		
T15	--	River Temp Sang Run @1500		
Q	56.00	River Flow at Oakland		

YOUGHIOGHENY RIVER WATER TEMPERATURE ENHANCEMENT PLAN

Simulate a Ra

50 = CFS River Flow at Oakland **June 12, 2016**

Print Info for file

Time	Predicted Maximum River Water Temperature Degree C	Deep Creek Action
0700	22.77	Check Again at 0900
	(23 to 26.4)	
0900	22.88	Check Again at 1100
	(23 to 25.9)	
1100	23.17	Check Again at 1200
	(23 to 25.4)	
1200	24.50	Check Again at 1400
	(23 to 25.3)	
1400	25.66	Release ASAP - not later than 1430 for 1 hour
	(23 to 25.2)	
1500	--	--

Tair °C	25.00	Air Temp, Elkins WV - Degree C	77	Air Temp, Elkins WV - Degree F
CCF	100.00	Cloud Cover Factor, Elkins WV	CLOUDY	Cloud Cover, Elkins WV
T7	19.20	River Temp Sang Run @700		
T9	19.40	River Temp Sang Run @900		
T11	20.00	River Temp Sang Run @1100		
T12	21.80	River Temp Sang Run @1200		
T14	23.90	River Temp Sang Run @1400		
T15	--	River Temp Sang Run @1500		
Q	50.00	River Flow at Oakland		

YOUGHIOGHENY RIVER WATER TEMPERATURE ENHANCEMENT PLAN

Simulate a Ra

45 = CFS River Flow at Oakland **June 13, 2016**

Time	Predicted Maximum River Water Temperature Degree C	Deep Creek Action
0700	22.61	Check Again at 0900
	(23 to 26.4)	
0900	22.80	Check Again at 1100
	(23 to 25.9)	
1100	--	Input 1100 SANG RUN Temp
	(23 to 25.4)	
1200	--	Input 1100 SANG RUN Temp
	(23 to 25.3)	
1400	--	Input 1100 SANG RUN Temp
	(23 to 25.2)	
1500	--	Input 1100 SANG RUN Temp

Print Info for file

Tair °C	23.89	Air Temp, Elkins WV - Degree C	75	Air Temp, Elkins WV - Degree F
CCF	36.00	Cloud Cover Factor, Elkins WV	PTCLDY	Cloud Cover, Elkins WV
T7	15.60	River Temp Sang Run @700		
T9	16.00	River Temp Sang Run @900		
T11	--	River Temp Sang Run @1100		
T12	--	River Temp Sang Run @1200		
T14	--	River Temp Sang Run @1400		
T15	--	River Temp Sang Run @1500		
Q	45.00	River Flow at Oakland		

YOUGHIOGHENY RIVER WATER TEMPERATURE ENHANCEMENT PLAN

Simulate a Ra

40 = CFS River Flow at Oakland **June 14, 2016**

Time	Predicted Maximum River Water Temperature Degree C	Deep Creek Action
0700	24.94	Check Again at 0900
	(23 to 26.4)	
0900	25.45	Check Again at 1100
	(23 to 25.9)	
1100	23.59	Check Again at 1200
	(23 to 25.4)	
1200	24.52	Check Again at 1400
	(23 to 25.3)	
1400	25.01	Check Again at 1500
	(23 to 25.2)	
1500	24.96	Check Again Tomorrow at 0700

Print Info for file

Tair °C	27.22	Air Temp, Elkins WV - Degree C	81	Air Temp, Elkins WV - Degree F
CCF	9.00	Cloud Cover Factor, Elkins WV	MOSUNNY	Cloud Cover, Elkins WV
T7	17.20	River Temp Sang Run @700		
T9	17.80	River Temp Sang Run @900		
T11	18.30	River Temp Sang Run @1100		
T12	20.00	River Temp Sang Run @1200		
T14	22.60	River Temp Sang Run @1400		
T15	23.50	River Temp Sang Run @1500		
Q	40.00	River Flow at Oakland		

YOUGHIOGHENY RIVER WATER TEMPERATURE ENHANCEMENT PLAN

Simulate a Ra

38 = CFS River Flow at Oakland **June 15, 2016**

Print Info for file

Time	Predicted Maximum River Water Temperature Degree C	Deep Creek Action
0700	25.24	Check Again at 0900
	(23 to 26.4)	
0900	25.33	Check Again at 1100
	(23 to 25.9)	
1100	24.87	Check Again at 1200
	(23 to 25.4)	
1200	25.50	Release ASAP - not later than 1230 for 1 hour
	(23 to 25.3)	
1400	--	--
	(23 to 25.2)	
1500	--	--

Tair °C	28.89	Air Temp, Elkins WV - Degree C	84	Air Temp, Elkins WV - Degree F
CCF	36.00	Cloud Cover Factor, Elkins WV	TSTRMS	Cloud Cover, Elkins WV
T7	17.80	River Temp Sang Run @700		
T9	18.10	River Temp Sang Run @900		
T11	19.30	River Temp Sang Run @1100		
T12	21.20	River Temp Sang Run @1200		
T14	--	River Temp Sang Run @1400		
T15	--	River Temp Sang Run @1500		
Q	38.00	River Flow at Oakland		

YOUGHIOGHENY RIVER WATER TEMPERATURE ENHANCEMENT PLAN

Simulate a Ra

37 = CFS River Flow at Oakland **June 16, 2016**

Print Info for file

Time	Predicted Maximum River Water Temperature Degree C	Deep Creek Action
0700	25.42	Check Again at 0900
	(23 to 26.4)	
0900	25.66	Check Again at 1100
	(23 to 25.9)	
1100	25.57	Release at 1230 for 2 Hours
	(23 to 25.4)	
1200	--	--
	(23 to 25.3)	
1400	--	--
	(23 to 25.2)	
1500	--	--

Tair °C	28.89	Air Temp, Elkins WV - Degree C	84	Air Temp, Elkins WV - Degree F
CCF	36.00	Cloud Cover Factor, Elkins WV	TSTRMS	Cloud Cover, Elkins WV
T7	18.20	River Temp Sang Run @700		
T9	18.60	River Temp Sang Run @900		
T11	20.10	River Temp Sang Run @1100		
T12	--	River Temp Sang Run @1200		
T14	--	River Temp Sang Run @1400		
T15	--	River Temp Sang Run @1500		
Q	37.00	River Flow at Oakland		

YOUGHIOGHENY RIVER WATER TEMPERATURE ENHANCEMENT PLAN

Simulate a Ra

376 = CFS River Flow at Oakland **June 17, 2016**

Print Info for

Time	Predicted Maximum River Water Temperature Degree C	Deep Creek Action
0700	--	Temperature Plan not Required Today - Flow Exceeds 150 CFS
	(23 to 26.4)	
0900	--	--
	(23 to 25.9)	
1100	--	--
	(23 to 25.4)	
1200	--	--
	(23 to 25.3)	
1400	--	--
	(23 to 25.2)	
1500	--	--

Tair °C	23.33	Air Temp, Elkins WV - Degree C	74	Air Temp, Elkins WV - Degree F
CCF	36.00	Cloud Cover Factor, Elkins WV	SHWRS	Cloud Cover, Elkins WV
T7	No Data	River Temp Sang Run @700		
T9	--	River Temp Sang Run @900		
T11	--	River Temp Sang Run @1100		
T12	--	River Temp Sang Run @1200		
T14	--	River Temp Sang Run @1400		
T15	--	River Temp Sang Run @1500		
Q	376.00	River Flow at Oakland		

WWR TODAY

6.17.16

YOUGHIOGHENY RIVER WATER TEMPERATURE ENHANCEMENT PLAN

Simulate a Ra

262 = CFS River Flow at Oakland **June 18, 2016**

Print Info for

Time	Predicted Maximum River Water Temperature Degree C	Deep Creek Action
0700	--	Temperature Plan not Required Today - Flow Exceeds 150 CFS
	(23 to 26.4)	
0900	--	--
	(23 to 25.9)	
1100	--	--
	(23 to 25.4)	
1200	--	--
	(23 to 25.3)	
1400	--	--
	(23 to 25.2)	
1500	--	--

Tair °C	27.78	Air Temp, Elkins WV - Degree C	82	Air Temp, Elkins WV - Degree F
CCF	9.00	Cloud Cover Factor, Elkins WV	MOSUNNY	Cloud Cover, Elkins WV
T7	No Data	River Temp Sang Run @700		
T9	--	River Temp Sang Run @900		
T11	--	River Temp Sang Run @1100		
T12	--	River Temp Sang Run @1200		
T14	--	River Temp Sang Run @1400		
T15	--	River Temp Sang Run @1500		
Q	262.00	River Flow at Oakland		

WWR

6/18/16

YOUGHIOGHENY RIVER WATER TEMPERATURE ENHANCEMENT PLAN

Simulate a Ra

137 = CFS River Flow at Oakland **June 19, 2016**

Print Info for

Time	Predicted Maximum River Water Temperature Degree C	Deep Creek Action
0700	22.43	Check Again at 0900
	(23 to 26.4)	
0900	21.10	Check Again at 1100
	(23 to 25.9)	
1100	23.01	Check Again at 1200
	(23 to 25.4)	
1200	22.38	Check Again at 1400
	(23 to 25.3)	
1400	20.19	Check Again at 1500
	(23 to 25.2)	
1500	19.66	Check Again Tomorrow at 0700

Tair °C	28.89	Air Temp, Elkins WV - Degree C	84	Air Temp, Elkins WV - Degree F
CCF	9.00	Cloud Cover Factor, Elkins WV	MOSUNNY	Cloud Cover, Elkins WV
T7	15.30	River Temp Sang Run @700		
T9	15.80	River Temp Sang Run @900		
T11	16.40	River Temp Sang Run @1100		
T12	16.80	River Temp Sang Run @1200		
T14	17.50	River Temp Sang Run @1400		
T15	17.90	River Temp Sang Run @1500		
Q	137.00	River Flow at Oakland		

YOUGHIOGHENY RIVER WATER TEMPERATURE ENHANCEMENT PLAN

Simulate a Ra

95 = CFS River Flow at Oakland **June 20, 2016**

Print Info for file

Time	Predicted Maximum River Water Temperature Degree C	Deep Creek Action
0700	22.87	Check Again at 0900
	(23 to 26.4)	
0900	--	Input 0900 SANG RUN Temp
	(23 to 25.9)	
1100	--	Input 0900 SANG RUN Temp
	(23 to 25.4)	
1200	--	Input 0900 SANG RUN Temp
	(23 to 25.3)	
1400	--	Input 0900 SANG RUN Temp
	(23 to 25.2)	
1500	--	Input 0900 SANG RUN Temp

Tair °C	29.44	Air Temp, Elkins WV - Degree C	85	Air Temp, Elkins WV - Degree F
CCF	36.00	Cloud Cover Factor, Elkins WV	SHWRS	Cloud Cover, Elkins WV
T7	17.00	River Temp Sang Run @700		
T9	--	River Temp Sang Run @900		
T11	--	River Temp Sang Run @1100		
T12	--	River Temp Sang Run @1200		
T14	--	River Temp Sang Run @1400		
T15	--	River Temp Sang Run @1500		
Q	95.00	River Flow at Oakland		

WWR @ 1100

YOUGHIOGHENY RIVER WATER TEMPERATURE ENHANCEMENT PLAN

Simulate a Ra

85 = CFS River Flow at Oakland **June 21, 2016**

Print Info for file

Time	Predicted Maximum River Water Temperature Degree C	Deep Creek Action
0700	22.52	Check Again at 0900
	(23 to 26.4)	
0900	22.98	Check Again at 1100
	(23 to 25.9)	
1100	23.67	Check Again at 1200
	(23 to 25.4)	
1200	24.38	Check Again at 1400
	(23 to 25.3)	
1400	17.82	Check Again at 1500
	(23 to 25.2)	
1500	18.10	Check Again Tomorrow at 0700

Tair °C	25.00	Air Temp, Elkins WV - Degree C	77	Air Temp, Elkins WV - Degree F
CCF	36.00	Cloud Cover Factor, Elkins WV	SHWRS	Cloud Cover, Elkins WV
T7	19.00	River Temp Sang Run @700		
T9	19.40	River Temp Sang Run @900		
T11	19.90	River Temp Sang Run @1100		
T12	21.20	River Temp Sang Run @1200		
T14	18.00	River Temp Sang Run @1400		
T15	17.90	River Temp Sang Run @1500		
Q	85.00	River Flow at Oakland		

YOUGHIOGHENY RIVER WATER TEMPERATURE ENHANCEMENT PLAN

Simulate a Ra

103 = CFS River Flow at Oakland **June 22, 2016**

Print Info for file

Time	Predicted Maximum River Water Temperature Degree C	Deep Creek Action
0700	22.37	Check Again at 0900
	(23 to 26.4)	
0900	22.44	Check Again at 1100
	(23 to 25.9)	
1100	23.35	Check Again at 1200
	(23 to 25.4)	
1200	24.17	Check Again at 1400
	(23 to 25.3)	
1400	24.25	Check Again at 1500
	(23 to 25.2)	
1500	19.09	Check Again Tomorrow at 0700

Tair °C	25.56	Air Temp, Elkins WV - Degree C	78	Air Temp, Elkins WV - Degree F
CCF	9.00	Cloud Cover Factor, Elkins WV	MOSUNNY	Cloud Cover, Elkins WV
T7	18.30	River Temp Sang Run @700		
T9	18.50	River Temp Sang Run @900		
T11	19.20	River Temp Sang Run @1100		
T12	20.30	River Temp Sang Run @1200		
T14	22.30	River Temp Sang Run @1400		
T15	18.50	River Temp Sang Run @1500		
Q	103.00	River Flow at Oakland		



YOUGHIOGHENY RIVER WATER TEMPERATURE ENHANCEMENT PLAN

Simulate a Ra

90 = CFS River Flow at Oakland **June 23, 2016**

Print Info for file

Time	Predicted Maximum River Water Temperature Degree C	Deep Creek Action
0700	22.97	Check Again at 0900
	(23 to 26.4)	
0900	22.84	Check Again at 1100
	(23 to 25.9)	
1100	23.74	Check Again at 1200
	(23 to 25.4)	
1200	23.33	Check Again at 1400
	(23 to 25.3)	
1400	21.65	Check Again at 1500
	(23 to 25.2)	
1500	17.25	Check Again Tomorrow at 0700

Tair °C	27.22	Air Temp, Elkins WV - Degree C	81	Air Temp, Elkins WV - Degree F
CCF	36.00	Cloud Cover Factor, Elkins WV	TSTRMS	Cloud Cover, Elkins WV
T7	18.80	River Temp Sang Run @700		
T9	18.80	River Temp Sang Run @900		
T11	19.20	River Temp Sang Run @1100		
T12	19.50	River Temp Sang Run @1200		
T14	19.90	River Temp Sang Run @1400		
T15	16.60	River Temp Sang Run @1500		
Q	90.00	River Flow at Oakland		

John J. McDevitt

YOUGHIOGHENY RIVER WATER TEMPERATURE ENHANCEMENT PLAN

Simulate a Ra

205 = CFS River Flow at Oakland **June 24, 2016**

Print Info for file

Time	Predicted Maximum River Water Temperature Degree C	Deep Creek Action
0700	22.49	Temperature Plan not Required Today - Flow Exceeds 150 CFS
	(23 to 26.4)	
0900	--	--
	(23 to 25.9)	
1100	--	--
	(23 to 25.4)	
1200	--	--
	(23 to 25.3)	
1400	--	--
	(23 to 25.2)	
1500	--	--

Tair °C	26.67	Air Temp, Elkins WV - Degree C	80	Air Temp, Elkins WV - Degree F
CCF	36.00	Cloud Cover Factor, Elkins WV	TSTRMS	Cloud Cover, Elkins WV
T7	19.10	River Temp Sang Run @700		
T9	--	River Temp Sang Run @900		
T11	--	River Temp Sang Run @1100		
T12	--	River Temp Sang Run @1200		
T14	--	River Temp Sang Run @1400		
T15	--	River Temp Sang Run @1500		
Q	205.00	River Flow at Oakland		

RMcClure 6/24/16

YOUGHIOGHENY RIVER WATER TEMPERATURE ENHANCEMENT PLAN

Simulate a Re

298 = CFS River Flow at Oakland **June 25, 2016**

Print Info for file

Time	Predicted Maximum River Water Temperature Degree C	Deep Creek Action
0700	--	Temperature Plan not Required Today - Flow Exceeds 150 CFS
	(23 to 26.4)	
0900	--	--
	(23 to 25.9)	
1100	--	--
	(23 to 25.4)	
1200	--	--
	(23 to 25.3)	
1400	--	--
	(23 to 25.2)	
1500	--	--

Tair °C	27.78	Air Temp, Elkins WV - Degree C	82	Air Temp, Elkins WV - Degree F
CCF	9.00	Cloud Cover Factor, Elkins WV	MOSUNNY	Cloud Cover, Elkins WV
T7	No Data	River Temp Sang Run @700		
T9	--	River Temp Sang Run @900		
T11	--	River Temp Sang Run @1100		
T12	--	River Temp Sang Run @1200		
T14	--	River Temp Sang Run @1400		
T15	--	River Temp Sang Run @1500		
Q	298.00	River Flow at Oakland		

R Melvin 6/25/16

YOUGHIOGHENY RIVER WATER TEMPERATURE ENHANCEMENT PLAN

Simulate a Ra

143 = CFS River Flow at Oakland **June 26, 2016**

Print Info for file

Time	Predicted Maximum River Water Temperature Degree C	Deep Creek Action
0700	23.39	Check Again at 0900
	(23 to 26.4)	
0900	21.63	Check Again at 1100
	(23 to 25.9)	
1100	24.92	Check Again at 1200
	(23 to 25.4)	
1200	24.60	Check Again at 1400
	(23 to 25.3)	
1400	24.04	Check Again at 1500
	(23 to 25.2)	
1500	24.11	Check Again Tomorrow at 0700

Tair °C	28.33	Air Temp, Elkins WV - Degree C	83	Air Temp, Elkins WV - Degree F
CCF	1.00	Cloud Cover Factor, Elkins WV	SUNNY	Cloud Cover, Elkins WV
T7	18.20	River Temp Sang Run @700		
T9	18.30	River Temp Sang Run @900		
T11	19.30	River Temp Sang Run @1100		
T12	20.00	River Temp Sang Run @1200		
T14	21.80	River Temp Sang Run @1400		
T15	22.70	River Temp Sang Run @1500		
Q	143.00	River Flow at Oakland		

R. mcl 6/26/16

YOUGHIOGHENY RIVER WATER TEMPERATURE ENHANCEMENT PLAN

Simulate a Ra

106 = CFS River Flow at Oakland June 27, 2016

Print Info for

Time	Predicted Maximum River Water Temperature Degree C	Deep Creek Action
0700	22.68	Check Again at 0900
	(23 to 26.4)	
0900	22.77	Check Again at 1100
	(23 to 25.9)	
1100	--	Input 1100 SANG RUN Temp
	(23 to 25.4)	
1200	--	Input 1100 SANG RUN Temp
	(23 to 25.3)	
1400	--	Input 1100 SANG RUN Temp
	(23 to 25.2)	
1500	--	Input 1100 SANG RUN Temp

Tair °C	27.22	Air Temp, Elkins WV - Degree C	81	Air Temp, Elkins WV - Degree F
CCF	36.00	Cloud Cover Factor, Elkins WV	TSTRMS	Cloud Cover, Elkins WV
T7	19.00	River Temp Sang Run @700		
T9	19.40	River Temp Sang Run @900		
T11	--	River Temp Sang Run @1100		
T12	--	River Temp Sang Run @1200		
T14	--	River Temp Sang Run @1400		
T15	--	River Temp Sang Run @1500		
Q	106.00	River Flow at Oakland		

WWR
6/27/16

YOUGHIOGHENY RIVER WATER TEMPERATURE ENHANCEMENT PLAN

Simulate a Ra

90 = CFS River Flow at Oakland **June 28, 2016**

Print Info for

Time	Predicted Maximum River Water Temperature Degree C	Deep Creek Action
0700	23.44	Check Again at 0900
	(23 to 26.4)	
0900	23.78	Check Again at 1100
	(23 to 25.9)	
1100	25.11	Check Again at 1200
	(23 to 25.4)	
1200	25.53	Release ASAP - not later than 1230 for 1 hour
	(23 to 25.3)	
1400	25.62	--
	(23 to 25.2)	
1500	--	--

Tair °C	26.67	Air Temp, Elkins WV - Degree C	80	Air Temp, Elkins WV - Degree F
CCF	9.00	Cloud Cover Factor, Elkins WV	MOSUNNY	Cloud Cover, Elkins WV
T7	19.20	River Temp Sang Run @700		
T9	19.50	River Temp Sang Run @900		
T11	20.50	River Temp Sang Run @1100		
T12	21.60	River Temp Sang Run @1200		
T14	23.80	River Temp Sang Run @1400		
T15	--	River Temp Sang Run @1500		
Q	90.00	River Flow at Oakland		

6/28/2016

YOUGHIOGHENY RIVER WATER TEMPERATURE ENHANCEMENT PLAN

Simulate a Ra

73 = CFS River Flow at Oakland **June 29, 2016**

Print Info for

Time	Predicted Maximum River Water Temperature Degree C	Deep Creek Action
0700	22.52	Check Again at 0900
	(23 to 26.4)	
0900	22.62	Check Again at 1100
	(23 to 25.9)	
1100	23.70	Check Again at 1200
	(23 to 25.4)	
1200	23.68	Check Again at 1400
	(23 to 25.3)	
1400	23.05	Check Again at 1500
	(23 to 25.2)	
1500	23.73	Check Again Tomorrow at 0700

Tair °C	22.22	Air Temp, Elkins WV - Degree C	72	Air Temp, Elkins WV - Degree F
CCF	9.00	Cloud Cover Factor, Elkins WV	MOSUNNY	Cloud Cover, Elkins WV
T7	18.70	River Temp Sang Run @700		
T9	18.70	River Temp Sang Run @900		
T11	19.80	River Temp Sang Run @1100		
T12	20.60	River Temp Sang Run @1200		
T14	21.80	River Temp Sang Run @1400		
T15	22.80	River Temp Sang Run @1500		
Q	73.00	River Flow at Oakland		

6/29/16

YOUGHIOGHENY RIVER WATER TEMPERATURE ENHANCEMENT PLAN

Simulate a Ra

62 = CFS River Flow at Oakland **June 30, 2016**

Print Info for

Time	Predicted Maximum River Water Temperature Degree C	Deep Creek Action
0700	25.32	Check Again at 0900
	(23 to 26.4)	
0900	24.11	Check Again at 1100
	(23 to 25.9)	
1100	24.17	Check Again at 1200
	(23 to 25.4)	
1200	24.81	Check Again at 1400
	(23 to 25.3)	
1400	24.51	Check Again at 1500
	(23 to 25.2)	
1500	25.42	Release ASAP - not later than 1530 for 1 hour

Tair °C	25.56	Air Temp, Elkins WV - Degree C	78	Air Temp, Elkins WV - Degree F
CCF	9.00	Cloud Cover Factor, Elkins WV	MOSUNNY	Cloud Cover, Elkins WV
T7	16.60	River Temp Sang Run @700		
T9	16.60	River Temp Sang Run @900		
T11	18.30	River Temp Sang Run @1100		
T12	20.10	River Temp Sang Run @1200		
T14	22.40	River Temp Sang Run @1400		
T15	24.00	River Temp Sang Run @1500		
Q	62.00	River Flow at Oakland		



YOUGHIOGHENY RIVER WATER TEMPERATURE ENHANCEMENT PLAN

Simulate a Ra

54 = CFS River Flow at Oakland **July 1, 2016**

Print Info for file

Time	Predicted Maximum River Water Temperature Degree C	Deep Creek Action
0700	-- (23 to 26.4)	Input 0700 SANG RUN Temp
0900	-- (23 to 25.9)	Input 0700 SANG RUN Temp
1100	-- (23 to 25.4)	Input 0700 SANG RUN Temp
1200	-- (23 to 25.3)	Input 0700 SANG RUN Temp
1400	-- (23 to 25.2)	Input 0700 SANG RUN Temp
1500	--	Input 0700 SANG RUN Temp

Tair °C	27.22	Air Temp, Elkins WV - Degree C	81	Air Temp, Elkins WV - Degree F
CCF	9.00	Cloud Cover Factor, Elkins WV	MOSUNNY	Cloud Cover, Elkins WV
T7	No Data	River Temp Sang Run @700		
T9	--	River Temp Sang Run @900		
T11	--	River Temp Sang Run @1100		
T12	--	River Temp Sang Run @1200		
T14	--	River Temp Sang Run @1400		
T15	--	River Temp Sang Run @1500		
Q	54.00	River Flow at Oakland		

WLR

Dahler

YOUGHIOGHENY RIVER WATER TEMPERATURE ENHANCEMENT PLAN

Simulate a Ra

48 = CFS River Flow at Oakland July 2, 2016

Print Info for file

Time	Predicted Maximum River Water Temperature Degree C	Deep Creek Action
0700	--	Input 0700 SANG RUN Temp
	(23 to 26.4)	
0900	--	Input 0700 SANG RUN Temp
	(23 to 25.9)	
1100	--	Input 0700 SANG RUN Temp
	(23 to 25.4)	
1200	--	Input 0700 SANG RUN Temp
	(23 to 25.3)	
1400	--	Input 0700 SANG RUN Temp
	(23 to 25.2)	
1500	--	Input 0700 SANG RUN Temp

Tair °C	25.00	Air Temp, Elkins WV - Degree C	77	Air Temp, Elkins WV - Degree F
CCF	100.00	Cloud Cover Factor, Elkins WV	CLOUDY	Cloud Cover, Elkins WV
T7	No Data	River Temp Sang Run @700		
T9	--	River Temp Sang Run @900		
T11	--	River Temp Sang Run @1100		
T12	--	River Temp Sang Run @1200		
T14	--	River Temp Sang Run @1400		
T15	--	River Temp Sang Run @1500		
Q	48.00	River Flow at Oakland		

YOUGHIOGHENY RIVER WATER TEMPERATURE ENHANCEMENT PLAN

Simulate a Ra

43 = CFS River Flow at Oakland **July 3, 2016**

Print Info for file

Time	Predicted Maximum River Water Temperature Degree C	Deep Creek Action
0700	22.59	Check Again at 0900
	(23 to 26.4)	
0900	22.67	Check Again at 1100
	(23 to 25.9)	
1100	23.06	Check Again at 1200
	(23 to 25.4)	
1200	22.91	Check Again at 1400
	(23 to 25.3)	
1400	22.14	Check Again at 1500
	(23 to 25.2)	
1500	22.16	Check Again Tomorrow at 0700

Tair °C	23.33	Air Temp, Elkins WV - Degree C	74	Air Temp, Elkins WV - Degree F
CCF	64.00	Cloud Cover Factor, Elkins WV	MOCLDY	Cloud Cover, Elkins WV
T7	17.40	River Temp Sang Run @700		
T9	17.60	River Temp Sang Run @900		
T11	18.90	River Temp Sang Run @1100		
T12	19.60	River Temp Sang Run @1200		
T14	20.60	River Temp Sang Run @1400		
T15	21.10	River Temp Sang Run @1500		
Q	43.00	River Flow at Oakland		

YOUGHIOGHENY RIVER WATER TEMPERATURE ENHANCEMENT PLAN

Simulate a Ra

UA = CFS River Flow at Oakland

July 4, 2016

Print Info for file

Time	Predicted Maximum River Water Temperature Degree C	Deep Creek Action
0700	--	Need Flow Estimate to Proceed
	(23 to 26.4)	
0900	--	WHITE WATER RELEASE 1100 – 1400
	(23 to 25.9)	
1100	--	--
	(23 to 25.4)	
1200	--	--
	(23 to 25.3)	
1400	--	--
	(23 to 25.2)	
1500	--	--

Tair °C	No Data	Air Temp, Elkins WV - Degree C	No Data	Air Temp, Elkins WV - Degree F
CCF	No Data	Cloud Cover Factor, Elkins WV	No Data	Cloud Cover, Elkins WV
T7	No Data	River Temp Sang Run @700		
T9	--	River Temp Sang Run @900		
T11	--	River Temp Sang Run @1100		
T12	--	River Temp Sang Run @1200		
T14	--	River Temp Sang Run @1400		
T15	--	River Temp Sang Run @1500		
Q	UA	River Flow at Oakland		

RMclan 7/04/2016

YOUGHIOGHENY RIVER WATER TEMPERATURE ENHANCEMENT PLAN

Simulate a Ra

545 = CFS River Flow at Oakland **July 5, 2016**

Print Info for file

Time	Predicted Maximum River Water Temperature Degree C	Deep Creek Action
0700	--	Temperature Plan not Required Today - Flow Exceeds 150 CFS
	(23 to 26.4)	
0900	--	--
	(23 to 25.9)	
1100	--	--
	(23 to 25.4)	
1200	--	--
	(23 to 25.3)	
1400	--	--
	(23 to 25.2)	
1500	--	--

Tair °C	26.11	Air Temp, Elkins WV - Degree C	79	Air Temp, Elkins WV - Degree F
CCF	36.00	Cloud Cover Factor, Elkins WV	SHWRS	Cloud Cover, Elkins WV
T7	No Data	River Temp Sang Run @700		
T9	--	River Temp Sang Run @900		
T11	--	River Temp Sang Run @1100		
T12	--	River Temp Sang Run @1200		
T14	--	River Temp Sang Run @1400		
T15	--	River Temp Sang Run @1500		
Q	545.00	River Flow at Oakland		

R. Mcle 7/5/16

YOUGHIOGHENY RIVER WATER TEMPERATURE ENHANCEMENT PLAN

Simulate a Ra

500 = CFS River Flow at Oakland

July 6, 2016

Print Info for file

Time	Predicted Maximum River Water Temperature Degree C	Deep Creek Action
0700	--	Temperature Plan not Required Today - Flow Exceeds 150 CFS
	(23 to 26.4)	
0900	--	--
	(23 to 25.9)	
1100	--	--
	(23 to 25.4)	
1200	--	--
	(23 to 25.3)	
1400	--	--
	(23 to 25.2)	
1500	--	--

Tair °C	28.89	Air Temp, Elkins WV - Degree C	84	Air Temp, Elkins WV - Degree F
CCF	36.00	Cloud Cover Factor, Elkins WV	SHWRS	Cloud Cover, Elkins WV
T7	No Data	River Temp Sang Run @700		
T9	--	River Temp Sang Run @900		
T11	--	River Temp Sang Run @1100		
T12	--	River Temp Sang Run @1200		
T14	--	River Temp Sang Run @1400		
T15	--	River Temp Sang Run @1500		
Q	500.00	River Flow at Oakland		

R. McKenna 7/6/2016

YOUGHIOGHENY RIVER WATER TEMPERATURE ENHANCEMENT PLAN

Simulate a Ra

245 = CFS River Flow at Oakland **July 7, 2016**

Print Info for file

Time	Predicted Maximum River Water Temperature Degree C	Deep Creek Action
0700	--	Temperature Plan not Required Today - Flow Exceeds 150 CFS
	(23 to 26.4)	
0900	--	--
	(23 to 25.9)	
1100	--	--
	(23 to 25.4)	
1200	--	--
	(23 to 25.3)	
1400	--	--
	(23 to 25.2)	
1500	--	--

Tair °C	27.78	Air Temp, Elkins WV - Degree C	82	Air Temp, Elkins WV - Degree F
CCF	36.00	Cloud Cover Factor, Elkins WV	SHWRS	Cloud Cover, Elkins WV
T7	No Data	River Temp Sang Run @700		
T9	--	River Temp Sang Run @900		
T11	--	River Temp Sang Run @1100		
T12	--	River Temp Sang Run @1200		
T14	--	River Temp Sang Run @1400		
T15	--	River Temp Sang Run @1500		
Q	245.00	River Flow at Oakland		

R. McCann 7/07/16

YOUGHIOGHENY RIVER WATER TEMPERATURE ENHANCEMENT PLAN

Simulate a Ra

183 = CFS River Flow at Oakland **July 8, 2016**

Print Info for file

Time	Predicted Maximum River Water Temperature Degree C	Deep Creek Action
0700	--	Temperature Plan not Required Today - Flow Exceeds 150 CFS
	(23 to 26.4)	
0900	--	--
	(23 to 25.9)	
1100	--	--
	(23 to 25.4)	
1200	--	--
	(23 to 25.3)	
1400	--	--
	(23 to 25.2)	
1500	--	--

Tair °C	27.78	Air Temp, Elkins WV - Degree C	82	Air Temp, Elkins WV - Degree F
CCF	36.00	Cloud Cover Factor, Elkins WV	TSTRMS	Cloud Cover, Elkins WV
T7	No Data	River Temp Sang Run @700		
T9	--	River Temp Sang Run @900		
T11	--	River Temp Sang Run @1100		
T12	--	River Temp Sang Run @1200		
T14	--	River Temp Sang Run @1400		
T15	--	River Temp Sang Run @1500		
Q	183.00	River Flow at Oakland		

YOUGHIOGHENY RIVER WATER TEMPERATURE ENHANCEMENT PLAN

Simulate a Ra

149 = CFS River Flow at Oakland **July 9, 2016**

Print Info for file

Time	Predicted Maximum River Water Temperature Degree C	Deep Creek Action
0700	--	Input 0700 SANG RUN Temp
	(23 to 26.4)	
0900	--	Input 0700 SANG RUN Temp
	(23 to 25.9)	
1100	--	Input 0700 SANG RUN Temp
	(23 to 25.4)	
1200	--	Input 0700 SANG RUN Temp
	(23 to 25.3)	
1400	--	Input 0700 SANG RUN Temp
	(23 to 25.2)	
1500	--	Input 0700 SANG RUN Temp

Tair °C	27.22	Air Temp, Elkins WV - Degree C	81	Air Temp, Elkins WV - Degree F
CCF	36.00	Cloud Cover Factor, Elkins WV	PTCLDY	Cloud Cover, Elkins WV
T7	No Data	River Temp Sang Run @700		
T9	--	River Temp Sang Run @900		
T11	--	River Temp Sang Run @1100		
T12	--	River Temp Sang Run @1200		
T14	--	River Temp Sang Run @1400		
T15	--	River Temp Sang Run @1500		
Q	149.00	River Flow at Oakland		

YOUGHIOGHENY RIVER WATER TEMPERATURE ENHANCEMENT PLAN

Simulate a Ra

112 = CFS River Flow at Oakland **July 10, 2016**

Print Info for file

Time	Predicted Maximum River Water Temperature Degree C	Deep Creek Action
0700	21.68	Check Again at 0900
	(23 to 26.4)	
0900	20.95	Check Again at 1100
	(23 to 25.9)	
1100	23.92	Check Again at 1200
	(23 to 25.4)	
1200	23.78	Check Again at 1400
	(23 to 25.3)	
1400	25.02	Check Again at 1500
	(23 to 25.2)	
1500	25.61	Release ASAP - not later than 1530 for 1 hour

Tair °C	25.56	Air Temp, Elkins WV - Degree C	78	Air Temp, Elkins WV - Degree F
CCF	64.00	Cloud Cover Factor, Elkins WV	MOCLDY	Cloud Cover, Elkins WV
T7	19.20	River Temp Sang Run @700		
T9	19.10	River Temp Sang Run @900		
T11	20.00	River Temp Sang Run @1100		
T12	20.60	River Temp Sang Run @1200		
T14	23.00	River Temp Sang Run @1400		
T15	24.30	River Temp Sang Run @1500		
Q	112.00	River Flow at Oakland		

YOUGHIOGHENY RIVER WATER TEMPERATURE ENHANCEMENT PLAN

Simulate a Ra

90 = CFS River Flow at Oakland **July 11, 2016**

Print Info for file

Time	Predicted Maximum River Water Temperature Degree C	Deep Creek Action
0700	[redacted]	Input 0700 SANG RUN Temp
	(23 to 26.4)	
0900	[redacted]	Input 0700 SANG RUN Temp
	(23 to 25.9)	
1100	[redacted]	Input 0700 SANG RUN Temp
	(23 to 25.4)	
1200	[redacted]	Input 0700 SANG RUN Temp
	(23 to 25.3)	
1400	[redacted]	Input 0700 SANG RUN Temp
	(23 to 25.2)	
1500	[redacted]	Input 0700 SANG RUN Temp

Tair °C	29.44	Air Temp, Elkins WV - Degree C	85	Air Temp, Elkins WV - Degree F
CCF	36.00	Cloud Cover Factor, Elkins WV	HAZE	Cloud Cover, Elkins WV
T7	No Data	River Temp Sang Run @700		
T9	--	River Temp Sang Run @900		
T11	--	River Temp Sang Run @1100		
T12	--	River Temp Sang Run @1200		
T14	--	River Temp Sang Run @1400		
T15	--	River Temp Sang Run @1500		
Q	90.00	River Flow at Oakland		

WWK

YOUGHIOGHENY RIVER WATER TEMPERATURE ENHANCEMENT PLAN

Simulate a Ra

78 = CFS River Flow at Oakland **July 12, 2016**

Time	Predicted Maximum River Water Temperature Degree C	Deep Creek Action
0700	24.13	Check Again at 0900
	(23 to 26.4)	
0900	24.03	Check Again at 1100
	(23 to 25.9)	
1100	25.82	Release at 1230 for 2 Hours
	(23 to 25.4)	
1200	--	--
	(23 to 25.3)	
1400	--	--
	(23 to 25.2)	
1500	--	--

Print Info for

Tair °C	29.44	Air Temp, Elkins WV - Degree C	85	Air Temp, Elkins WV - Degree F
CCF	36.00	Cloud Cover Factor, Elkins WV	SHWRS	Cloud Cover, Elkins WV
T7	18.70	River Temp Sang Run @700		
T9	18.80	River Temp Sang Run @900		
T11	20.30	River Temp Sang Run @1100		
T12	--	River Temp Sang Run @1200		
T14	--	River Temp Sang Run @1400		
T15	--	River Temp Sang Run @1500		
Q	78.00	River Flow at Oakland		

7/12/16

YOUGHIOGHENY RIVER WATER TEMPERATURE ENHANCEMENT PLAN

Simulate a Ra

66 = CFS River Flow at Oakland

July 13, 2016

Print Info for file

Time	Predicted Maximum River Water Temperature Degree C	Deep Creek Action
0700	25.42	Check Again at 0900
	(23 to 26.4)	
0900	26.38	Release at 1100 for 2 Hours
	(23 to 25.9)	
1100	--	--
	(23 to 25.4)	
1200	--	--
	(23 to 25.3)	
1400	--	--
	(23 to 25.2)	
1500	--	--

Tair °C	29.44	Air Temp, Elkins WV - Degree C	85	Air Temp, Elkins WV - Degree F
CCF	36.00	Cloud Cover Factor, Elkins WV	SHWRS	Cloud Cover, Elkins WV
T7	21.10	River Temp Sang Run @700		
T9	21.90	River Temp Sang Run @900		
T11	--	River Temp Sang Run @1100		
T12	--	River Temp Sang Run @1200		
T14	--	River Temp Sang Run @1400		
T15	--	River Temp Sang Run @1500		
Q	66.00	River Flow at Oakland		



YOUGHIOGHENY RIVER WATER TEMPERATURE ENHANCEMENT PLAN

Simulate a Ra

71 = CFS River Flow at Oakland **July 14, 2016**

Print Info for file

Time	Predicted Maximum River Water Temperature Degree C	Deep Creek Action
0700	25.50	Check Again at 0900
	(23 to 26.4)	
0900	26.11	Release at 1100 for 2 Hours
	(23 to 25.9)	
1100	--	--
	(23 to 25.4)	
1200	--	--
	(23 to 25.3)	
1400	--	--
	(23 to 25.2)	
1500	--	--

Tair °C	30.00	Air Temp, Elkins WV - Degree C	86	Air Temp, Elkins WV - Degree F
CCF	36.00	Cloud Cover Factor, Elkins WV	SHWRS	Cloud Cover, Elkins WV
T7	21.40	River Temp Sang Run @700		
T9	21.90	River Temp Sang Run @900		
T11	--	River Temp Sang Run @1100		
T12	--	River Temp Sang Run @1200		
T14	--	River Temp Sang Run @1400		
T15	--	River Temp Sang Run @1500		
Q	71.00	River Flow at Oakland		



YOUGHIOGHENY RIVER WATER TEMPERATURE ENHANCEMENT PLAN

Simulate a Ra

58 = CFS River Flow at Oakland **July 15, 2016**

Print Info for file

Time	Predicted Maximum River Water Temperature Degree C	Deep Creek Action
0700	--	Input 0700 SANG RUN Temp
	(23 to 26.4)	
0900	--	Input 0700 SANG RUN Temp
	(23 to 25.9)	
1100	--	Input 0700 SANG RUN Temp
	(23 to 25.4)	
1200	--	Input 0700 SANG RUN Temp
	(23 to 25.3)	
1400	--	Input 0700 SANG RUN Temp
	(23 to 25.2)	
1500	--	Input 0700 SANG RUN Temp

Tair °C	31.67	Air Temp, Elkins WV - Degree C	89	Air Temp, Elkins WV - Degree F
CCF	36.00	Cloud Cover Factor, Elkins WV	TSTRMS	Cloud Cover, Elkins WV
T7	No Data	River Temp Sang Run @700		
T9	--	River Temp Sang Run @900		
T11	--	River Temp Sang Run @1100		
T12	--	River Temp Sang Run @1200		
T14	--	River Temp Sang Run @1400		
T15	--	River Temp Sang Run @1500		
Q	58.00	River Flow at Oakland		

YOUGHIOGHENY RIVER WATER TEMPERATURE ENHANCEMENT PLAN

Simulate a Ra

48 = CFS River Flow at Oakland **July 16, 2016**

Print Info for

Time	Predicted Maximum River Water Temperature Degree C	Deep Creek Action
0700	--	Input 0700 SANG RUN Temp
	(23 to 26.4)	
0900	--	Input 0700 SANG RUN Temp
	(23 to 25.9)	
1100	--	Input 0700 SANG RUN Temp
	(23 to 25.4)	
1200	--	Input 0700 SANG RUN Temp
	(23 to 25.3)	
1400	--	Input 0700 SANG RUN Temp
	(23 to 25.2)	
1500	--	Input 0700 SANG RUN Temp

Tair °C	28.89	Air Temp, Elkins WV - Degree C	84	Air Temp, Elkins WV - Degree F
CCF	36.00	Cloud Cover Factor, Elkins WV	TSTRMS	Cloud Cover, Elkins WV
T7	No Data	River Temp Sang Run @700		
T9	--	River Temp Sang Run @900		
T11	--	River Temp Sang Run @1100		
T12	--	River Temp Sang Run @1200		
T14	--	River Temp Sang Run @1400		
T15	--	River Temp Sang Run @1500		
Q	48.00	River Flow at Oakland		

WWR

7/16/16

YOUGHIOGHENY RIVER WATER TEMPERATURE ENHANCEMENT PLAN

Simulate a Ra

43 = CFS River Flow at Oakland **July 17, 2016**

Print Info for

Time	Predicted Maximum River Water Temperature Degree C	Deep Creek Action
0700	26.00	Check Again at 0900
	(23 to 26.4)	
0900	26.13	Release at 1100 for 2 Hours
	(23 to 25.9)	
1100	--	--
	(23 to 25.4)	
1200	--	--
	(23 to 25.3)	
1400	--	--
	(23 to 25.2)	
1500	--	--

Tair °C	28.89	Air Temp, Elkins WV - Degree C	84	Air Temp, Elkins WV - Degree F
CCF	9.00	Cloud Cover Factor, Elkins WV	MOSUNNY	Cloud Cover, Elkins WV
T7	19.10	River Temp Sang Run @700		
T9	19.30	River Temp Sang Run @900		
T11	--	River Temp Sang Run @1100		
T12	--	River Temp Sang Run @1200		
T14	--	River Temp Sang Run @1400		
T15	--	River Temp Sang Run @1500		
Q	43.00	River Flow at Oakland		

7/17/16

YOUGHIOGHENY RIVER WATER TEMPERATURE ENHANCEMENT PLAN

Simulate a Ra

38 = CFS River Flow at Oakland **July 18, 2016**

Time	Predicted Maximum River Water Temperature Degree C	Deep Creek Action
0700	--	Input 0700 SANG RUN Temp
	(23 to 26.4)	
0900	--	Input 0700 SANG RUN Temp
	(23 to 25.9)	
1100	--	Input 0700 SANG RUN Temp
	(23 to 25.4)	
1200	--	Input 0700 SANG RUN Temp
	(23 to 25.3)	
1400	--	Input 0700 SANG RUN Temp
	(23 to 25.2)	
1500	--	Input 0700 SANG RUN Temp

Print Info for file

Tair °C	29.44	Air Temp, Elkins WV - Degree C	85	Air Temp, Elkins WV - Degree F
CCF	36.00	Cloud Cover Factor, Elkins WV	TSTRMS	Cloud Cover, Elkins WV
T7	No Data	River Temp Sang Run @700		
T9	--	River Temp Sang Run @900		
T11	--	River Temp Sang Run @1100		
T12	--	River Temp Sang Run @1200		
T14	--	River Temp Sang Run @1400		
T15	--	River Temp Sang Run @1500		
Q	38.00	River Flow at Oakland		

WWR

YOUGHIOGHENY RIVER WATER TEMPERATURE ENHANCEMENT PLAN

Simulate a Ra

56 = CFS River Flow at Oakland **July 19, 2016**

Print Info for file

Time	Predicted Maximum River Water Temperature Degree C	Deep Creek Action
0700	25.16	Check Again at 0900
	(23 to 26.4)	
0900	25.60	Check Again at 1100
	(23 to 25.9)	
1100	26.74	Release at 1230 for 2 Hours
	(23 to 25.4)	
1200	--	--
	(23 to 25.3)	
1400	--	--
	(23 to 25.2)	
1500	--	--

Tair °C	28.33	Air Temp, Elkins WV - Degree C	83	Air Temp, Elkins WV - Degree F
CCF	36.00	Cloud Cover Factor, Elkins WV	PTCLDY	Cloud Cover, Elkins WV
T7	20.20	River Temp Sang Run @700		
T9	20.60	River Temp Sang Run @900		
T11	22.20	River Temp Sang Run @1100		
T12	--	River Temp Sang Run @1200		
T14	--	River Temp Sang Run @1400		
T15	--	River Temp Sang Run @1500		
Q	56.00	River Flow at Oakland		

YOUGHIOGHENY RIVER WATER TEMPERATURE ENHANCEMENT PLAN

Simulate a Ra

40 = CFS River Flow at Oakland **July 20, 2016**

Print Info for file

Time	Predicted Maximum River Water Temperature Degree C	Deep Creek Action
0700	25.53	Check Again at 0900
	(23 to 26.4)	
0900	25.29	Check Again at 1100
	(23 to 25.9)	
1100	26.11	Release at 1230 for 2 Hours
	(23 to 25.4)	
1200	--	--
	(23 to 25.3)	
1400	--	--
	(23 to 25.2)	
1500	--	--

Tair °C	28.33	Air Temp, Elkins WV - Degree C	83	Air Temp, Elkins WV - Degree F
CCF	36.00	Cloud Cover Factor, Elkins WV	PTCLDY	Cloud Cover, Elkins WV
T7	19.40	River Temp Sang Run @700		
T9	19.30	River Temp Sang Run @900		
T11	21.00	River Temp Sang Run @1100		
T12	--	River Temp Sang Run @1200		
T14	--	River Temp Sang Run @1400		
T15	--	River Temp Sang Run @1500		
Q	40.00	River Flow at Oakland		

YOUGHIOGHENY RIVER WATER TEMPERATURE ENHANCEMENT PLAN

Simulate a Ra

31 = CFS River Flow at Oakland **July 21, 2016**

Print Info for file

Time	Predicted Maximum River Water Temperature Degree C	Deep Creek Action
0700	26.26	Check Again at 0900
	(23 to 26.4)	
0900	25.96	Release at 1100 for 2 Hours
	(23 to 25.9)	
1100	--	--
	(23 to 25.4)	
1200	--	--
	(23 to 25.3)	
1400	--	--
	(23 to 25.2)	
1500	--	--

Tair °C	30.00	Air Temp, Elkins WV - Degree C	86	Air Temp, Elkins WV - Degree F
CCF	9.00	Cloud Cover Factor, Elkins WV	MOSUNNY	Cloud Cover, Elkins WV
T7	17.40	River Temp Sang Run @700		
T9	17.40	River Temp Sang Run @900		
T11	--	River Temp Sang Run @1100		
T12	--	River Temp Sang Run @1200		
T14	--	River Temp Sang Run @1400		
T15	--	River Temp Sang Run @1500		
Q	31.00	River Flow at Oakland		

YOUGHIOGHENY RIVER WATER TEMPERATURE ENHANCEMENT PLAN

Simulate a Ra

27 = CFS River Flow at Oakland **July 22, 2016**

Print Info for

Time	Predicted Maximum River Water Temperature Degree C	Deep Creek Action
0700	--	Input 0700 SANG RUN Temp
	(23 to 26.4)	
0900	--	Input 0700 SANG RUN Temp
	(23 to 25.9)	
1100	--	Input 0700 SANG RUN Temp
	(23 to 25.4)	
1200	--	Input 0700 SANG RUN Temp
	(23 to 25.3)	
1400	--	Input 0700 SANG RUN Temp
	(23 to 25.2)	
1500	--	Input 0700 SANG RUN Temp

Tair °C	31.11	Air Temp, Elkins WV - Degree C	88	Air Temp, Elkins WV - Degree F
CCF	9.00	Cloud Cover Factor, Elkins WV	MOSUNNY	Cloud Cover, Elkins WV
T7	No Data	River Temp Sang Run @700		
T9	--	River Temp Sang Run @900		
T11	--	River Temp Sang Run @1100		
T12	--	River Temp Sang Run @1200		
T14	--	River Temp Sang Run @1400		
T15	--	River Temp Sang Run @1500		
Q	27.00	River Flow at Oakland		

WWR DAY 7/22/16

YOUGHIOGHENY RIVER WATER TEMPERATURE ENHANCEMENT PLAN

Simulate a Ra

31 = CFS River Flow at Oakland **July 23, 2016**

Print Info for file

Time	Predicted Maximum River Water Temperature Degree C	Deep Creek Action
0700	-- (23 to 26.4)	Input 0700 SANG RUN Temp
0900	-- (23 to 25.9)	Input 0700 SANG RUN Temp
1100	-- (23 to 25.4)	Input 0700 SANG RUN Temp
1200	-- (23 to 25.3)	Input 0700 SANG RUN Temp
1400	-- (23 to 25.2)	Input 0700 SANG RUN Temp
1500	--	Input 0700 SANG RUN Temp

Tair °C	31.11	Air Temp, Elkins WV - Degree C	88	Air Temp, Elkins WV - Degree F
CCF	36.00	Cloud Cover Factor, Elkins WV	TSTRMS	Cloud Cover, Elkins WV
T7	No Data	River Temp Sang Run @700		
T9	--	River Temp Sang Run @900		
T11	--	River Temp Sang Run @1100		
T12	--	River Temp Sang Run @1200		
T14	--	River Temp Sang Run @1400		
T15	--	River Temp Sang Run @1500		
Q	31.00	River Flow at Oakland		

WWR

CANO

YOUGHIOGHENY RIVER WATER TEMPERATURE ENHANCEMENT PLAN

Simulate a Ra

27 = CFS River Flow at Oakland **July 24, 2016**

Print Info for file

Time	Predicted Maximum River Water Temperature Degree C	Deep Creek Action
0700	27.66	Release at 1100 for 2 Hours
	(23 to 26.4)	
0900	--	--
	(23 to 25.9)	
1100	--	--
	(23 to 25.4)	
1200	--	--
	(23 to 25.3)	
1400	--	--
	(23 to 25.2)	
1500	--	--

Tair °C	32.78	Air Temp, Elkins WV - Degree C	91	Air Temp, Elkins WV - Degree F
CCF	36.00	Cloud Cover Factor, Elkins WV	PTSUNY	Cloud Cover, Elkins WV
T7	20.30	River Temp Sang Run @700		
T9	--	River Temp Sang Run @900		
T11	--	River Temp Sang Run @1100		
T12	--	River Temp Sang Run @1200		
T14	--	River Temp Sang Run @1400		
T15	--	River Temp Sang Run @1500		
Q	27.00	River Flow at Oakland		

CANO

Rmclan 7/24/16

YOUGHIOGHENY RIVER WATER TEMPERATURE ENHANCEMENT PLAN

Simulate a Ra

23 = CFS River Flow at Oakland July 25, 2016

Print Info for file

Time	Predicted Maximum River Water Temperature Degree C	Deep Creek Action
0700	29.15	Release at 1100 for 2 Hours
	(23 to 26.4)	
0900	--	--
	(23 to 25.9)	
1100	--	--
	(23 to 25.4)	
1200	--	--
	(23 to 25.3)	
1400	--	--
	(23 to 25.2)	
1500	--	--

Tair °C	34.44	Air Temp, Elkins WV - Degree C	94	Air Temp, Elkins WV - Degree F
CCF	9.00	Cloud Cover Factor, Elkins WV	MOSUNNY	Cloud Cover, Elkins WV
T7	21.60	River Temp Sang Run @700		
T9	--	River Temp Sang Run @900		
T11	--	River Temp Sang Run @1100		
T12	--	River Temp Sang Run @1200		
T14	--	River Temp Sang Run @1400		
T15	--	River Temp Sang Run @1500		
Q	23.00	River Flow at Oakland		

WHITE WATER RELEASE

YOUGHIOGHENY RIVER WATER TEMPERATURE ENHANCEMENT PLAN

Simulate a Ra

21 = CFS River Flow at Oakland **July 26, 2016**

Print Info for file

Time	Predicted Maximum River Water Temperature Degree C	Deep Creek Action
0700	27.91	Release at 1100 for 2 Hours
	(23 to 26.4)	
0900	--	--
	(23 to 25.9)	
1100	--	--
	(23 to 25.4)	
1200	--	--
	(23 to 25.3)	
1400	--	--
	(23 to 25.2)	
1500	--	--

Tair °C	33.33	Air Temp, Elkins WV - Degree C	92	Air Temp, Elkins WV - Degree F
CCF	36.00	Cloud Cover Factor, Elkins WV	TSTRMS	Cloud Cover, Elkins WV
T7	20.50	River Temp Sang Run @700		
T9	--	River Temp Sang Run @900		
T11	--	River Temp Sang Run @1100		
T12	--	River Temp Sang Run @1200		
T14	--	River Temp Sang Run @1400		
T15	--	River Temp Sang Run @1500		
Q	21.00	River Flow at Oakland		

YOUGHIOGHENY RIVER WATER TEMPERATURE ENHANCEMENT PLAN

Simulate a Ra

22 = CFS River Flow at Oakland **July 27, 2016**

Print Info for file

Time	Predicted Maximum River Water Temperature Degree C	Deep Creek Action
0700	27.03	Release at 1100 for 2 Hours
	(23 to 26.4)	
0900	--	--
	(23 to 25.9)	
1100	--	--
	(23 to 25.4)	
1200	--	--
	(23 to 25.3)	
1400	--	--
	(23 to 25.2)	
1500	--	--

Tair °C	33.33	Air Temp, Elkins WV - Degree C	92	Air Temp, Elkins WV - Degree F
CCF	100.00	Cloud Cover Factor, Elkins WV	RAIN	Cloud Cover, Elkins WV
T7	21.50	River Temp Sang Run @700		
T9	--	River Temp Sang Run @900		
T11	--	River Temp Sang Run @1100		
T12	--	River Temp Sang Run @1200		
T14	--	River Temp Sang Run @1400		
T15	--	River Temp Sang Run @1500		
Q	22.00	River Flow at Oakland		



YOUGHIOGHENY RIVER WATER TEMPERATURE ENHANCEMENT PLAN

Simulate a Ra

21 = CFS River Flow at Oakland **July 28, 2016**

Print Info for

Time	Predicted Maximum River Water Temperature Degree C	Deep Creek Action
0700	25.93	Check Again at 0900
	(23 to 26.4)	
0900	26.48	Release at 1100 for 2 Hours
	(23 to 25.9)	
1100	--	--
	(23 to 25.4)	
1200	--	--
	(23 to 25.3)	
1400	--	--
	(23 to 25.2)	
1500	--	--

Tair °C	26.67	Air Temp, Elkins WV - Degree C	80	Air Temp, Elkins WV - Degree F
CCF	36.00	Cloud Cover Factor, Elkins WV	TSTRMS	Cloud Cover, Elkins WV
T7	21.00	River Temp Sang Run @700		
T9	21.10	River Temp Sang Run @900		
T11	--	River Temp Sang Run @1100		
T12	--	River Temp Sang Run @1200		
T14	--	River Temp Sang Run @1400		
T15	--	River Temp Sang Run @1500		
Q	21.00	River Flow at Oakland		

YOUGHIOGHENY RIVER WATER TEMPERATURE ENHANCEMENT PLAN

Simulate a Ra

159 = CFS River Flow at Oakland **July 29, 2016**

Print Info for file

Time	Predicted Maximum River Water Temperature Degree C	Deep Creek Action
0700	--	Temperature Plan not Required Today - Flow Exceeds 150 CFS
	(23 to 26.4)	
0900	--	--
	(23 to 25.9)	
1100	--	--
	(23 to 25.4)	
1200	--	--
	(23 to 25.3)	
1400	--	--
	(23 to 25.2)	
1500	--	--

Tair °C	26.11	Air Temp, Elkins WV - Degree C	79	Air Temp, Elkins WV - Degree F
CCF	100.00	Cloud Cover Factor, Elkins WV	CLOUDY	Cloud Cover, Elkins WV
T7	No Data	River Temp Sang Run @700		
T9	--	River Temp Sang Run @900		
T11	--	River Temp Sang Run @1100		
T12	--	River Temp Sang Run @1200		
T14	--	River Temp Sang Run @1400		
T15	--	River Temp Sang Run @1500		
Q	159.00	River Flow at Oakland		

YOUGHIOGHENY RIVER WATER TEMPERATURE ENHANCEMENT PLAN

Simulate a Ra

45 = CFS River Flow at Oakland **July 31, 2016**

Print Info for file

Time	Predicted Maximum River Water Temperature Degree C	Deep Creek Action
0700	25.20	Check Again at 0900
	(23 to 26.4)	
0900	25.38	Check Again at 1100
	(23 to 25.9)	
1100	26.96	Release at 1230 for 2 Hours
	(23 to 25.4)	
1200	--	--
	(23 to 25.3)	
1400	--	--
	(23 to 25.2)	
1500	--	--

Tair °C	28.33	Air Temp, Elkins WV - Degree C	83	Air Temp, Elkins WV - Degree F
CCF	64.00	Cloud Cover Factor, Elkins WV	MOCLDY	Cloud Cover, Elkins WV
T7	20.60	River Temp Sang Run @700		
T9	20.80	River Temp Sang Run @900		
T11	22.00	River Temp Sang Run @1100		
T12	--	River Temp Sang Run @1200		
T14	--	River Temp Sang Run @1400		
T15	--	River Temp Sang Run @1500		
Q	45.00	River Flow at Oakland		



YOUGHIOGHENY RIVER WATER TEMPERATURE ENHANCEMENT PLAN

Simulate a Ra

73 = CFS River Flow at Oakland August 1, 2016

Print Info for file

Time	Predicted Maximum River Water Temperature Degree C	Deep Creek Action
0700	--	Input 0700 SANG RUN Temp
	(23 to 26.4)	
0900	--	Input 0700 SANG RUN Temp
	(23 to 25.9)	
1100	--	Input 0700 SANG RUN Temp
	(23 to 25.4)	
1200	--	Input 0700 SANG RUN Temp
	(23 to 25.3)	
1400	--	Input 0700 SANG RUN Temp
	(23 to 25.2)	
1500	--	Input 0700 SANG RUN Temp

Tair °C	28.33	Air Temp, Elkins WV - Degree C	83	Air Temp, Elkins WV - Degree F
CCF	36.00	Cloud Cover Factor, Elkins WV	TSTRMS	Cloud Cover, Elkins WV
T7	No Data	River Temp Sang Run @700		
T9	--	River Temp Sang Run @900		
T11	--	River Temp Sang Run @1100		
T12	--	River Temp Sang Run @1200		
T14	--	River Temp Sang Run @1400		
T15	--	River Temp Sang Run @1500		
Q	73.00	River Flow at Oakland		

White Water Release today

operator

YOUGHIOGHENY RIVER WATER TEMPERATURE ENHANCEMENT PLAN

Simulate a Ra

54 = CFS River Flow at Oakland August 2, 2016

Time	Predicted Maximum River Water Temperature Degree C	Deep Creek Action
0700	25.76	Check Again at 0900
	(23 to 26.4)	
0900	25.73	Check Again at 1100
	(23 to 25.9)	
1100	26.76	Release at 1230 for 2 Hours
	(23 to 25.4)	
1200	--	--
	(23 to 25.3)	
1400	--	--
	(23 to 25.2)	
1500	--	--

Print Info for file

Tair °C	29.44	Air Temp, Elkins WV - Degree C	85	Air Temp, Elkins WV - Degree F
CCF	36.00	Cloud Cover Factor, Elkins WV	PTSUNY	Cloud Cover, Elkins WV
T7	20.70	River Temp Sang Run @700		
T9	20.70	River Temp Sang Run @900		
T11	22.10	River Temp Sang Run @1100		
T12	--	River Temp Sang Run @1200		
T14	--	River Temp Sang Run @1400		
T15	--	River Temp Sang Run @1500		
Q	54.00	River Flow at Oakland		



YOUGHIOGHENY RIVER WATER TEMPERATURE ENHANCEMENT PLAN

Simulate a Ra

40 = CFS River Flow at Oakland August 3, 2016

Print Info for file

Time	Predicted Maximum River Water Temperature Degree C	Deep Creek Action
0700	25.36	Check Again at 0900
	(23 to 26.4)	
0900	25.65	Check Again at 1100
	(23 to 25.9)	
1100	24.54	Check Again at 1200
	(23 to 25.4)	
1200	24.47	Check Again at 1400
	(23 to 25.3)	
1400	25.68	Release ASAP - not later than 1430 for 1 hour
	(23 to 25.2)	
1500	--	--

Tair °C	26.67	Air Temp, Elkins WV - Degree C	80	Air Temp, Elkins WV - Degree F
CCF	36.00	Cloud Cover Factor, Elkins WV	TSTRMS	Cloud Cover, Elkins WV
T7	20.50	River Temp Sang Run @700		
T9	20.70	River Temp Sang Run @900		
T11	21.00	River Temp Sang Run @1100		
T12	21.50	River Temp Sang Run @1200		
T14	23.80	River Temp Sang Run @1400		
T15	--	River Temp Sang Run @1500		
Q	40.00	River Flow at Oakland		



YOUGHIOGHENY RIVER WATER TEMPERATURE ENHANCEMENT PLAN

Simulate a Ra

37 = CFS River Flow at Oakland August 4, 2016

Print Info for file

Time	Predicted Maximum River Water Temperature Degree C	Deep Creek Action
0700	25.08	Check Again at 0900
	(23 to 26.4)	
0900	25.23	Check Again at 1100
	(23 to 25.9)	
1100	24.94	Check Again at 1200
	(23 to 25.4)	
1200	24.56	Check Again at 1400
	(23 to 25.3)	
1400	24.94	Check Again at 1500
	(23 to 25.2)	
1500	25.03	Check Again Tomorrow at 0700

Tair °C	25.00	Air Temp, Elkins WV - Degree C	77	Air Temp, Elkins WV - Degree F
CCF	36.00	Cloud Cover Factor, Elkins WV	TSTRMS	Cloud Cover, Elkins WV
T7	20.90	River Temp Sang Run @700		
T9	20.90	River Temp Sang Run @900		
T11	21.70	River Temp Sang Run @1100		
T12	22.00	River Temp Sang Run @1200		
T14	23.60	River Temp Sang Run @1400		
T15	24.20	River Temp Sang Run @1500		
Q	37.00	River Flow at Oakland		



YOUGHIOGHENY RIVER WATER TEMPERATURE ENHANCEMENT PLAN

Simulate a Ra

34 = CFS River Flow at Oakland August 5, 2016

Print Info for file

Time	Predicted Maximum River Water Temperature Degree C	Deep Creek Action
0700	25.41	Check Again at 0900
	(23 to 26.4)	
0900	25.58	Check Again at 1100
	(23 to 25.9)	
1100	23.22	Check Again at 1200
	(23 to 25.4)	
1200	--	Input 1200 SANG RUN Temp
	(23 to 25.3)	
1400	--	Input 1200 SANG RUN Temp
	(23 to 25.2)	
1500	--	Input 1200 SANG RUN Temp

Tair °C	27.22	Air Temp, Elkins WV - Degree C	81	Air Temp, Elkins WV - Degree F
CCF	36.00	Cloud Cover Factor, Elkins WV	TSTRMS	Cloud Cover, Elkins WV
T7	19.40	River Temp Sang Run @700		
T9	19.60	River Temp Sang Run @900		
T11	19.30	River Temp Sang Run @1100		
T12	--	River Temp Sang Run @1200		
T14	--	River Temp Sang Run @1400		
T15	--	River Temp Sang Run @1500		
Q	34.00	River Flow at Oakland		



YOUGHIOGHENY RIVER WATER TEMPERATURE ENHANCEMENT PLAN

Simulate a Ra

58 = CFS River Flow at Oakland August 6, 2016

Print Info for file

Time	Predicted Maximum River Water Temperature Degree C	Deep Creek Action
0700	24.82	Check Again at 0900
	(23 to 26.4)	
0900	--	Input 0900 SANG RUN Temp
	(23 to 25.9)	
1100	--	Input 0900 SANG RUN Temp
	(23 to 25.4)	
1200	--	Input 0900 SANG RUN Temp
	(23 to 25.3)	
1400	--	Input 0900 SANG RUN Temp
	(23 to 25.2)	
1500	--	Input 0900 SANG RUN Temp

Tair °C	27.22	Air Temp, Elkins WV - Degree C	81	Air Temp, Elkins WV - Degree F
CCF	36.00	Cloud Cover Factor, Elkins WV	TSTRMS	Cloud Cover, Elkins WV
T7	20.50	River Temp Sang Run @700		
T9	--	River Temp Sang Run @900		
T11	--	River Temp Sang Run @1100		
T12	--	River Temp Sang Run @1200		
T14	--	River Temp Sang Run @1400		
T15	--	River Temp Sang Run @1500		
Q	58.00	River Flow at Oakland		

WWR

YOUGHIOGHENY RIVER WATER TEMPERATURE ENHANCEMENT PLAN

Simulate a Ra

71 = CFS River Flow at Oakland August 7, 2016

Print Info for file

Time	Predicted Maximum River Water Temperature Degree C	Deep Creek Action
0700	23.96	Check Again at 0900
	(23 to 26.4)	
0900	23.66	Check Again at 1100
	(23 to 25.9)	
1100	25.00	Check Again at 1200
	(23 to 25.4)	
1200	24.90	Check Again at 1400
	(23 to 25.3)	
1400	27.14	Release ASAP - not later than 1430 for 1 hour
	(23 to 25.2)	
1500	--	--

Tair °C	27.22	Air Temp, Elkins WV - Degree C	81	Air Temp, Elkins WV - Degree F
CCF	36.00	Cloud Cover Factor, Elkins WV	TSTRMS	Cloud Cover, Elkins WV
T7	19.50	River Temp Sang Run @700		
T9	19.30	River Temp Sang Run @900		
T11	20.40	River Temp Sang Run @1100		
T12	21.20	River Temp Sang Run @1200		
T14	24.70	River Temp Sang Run @1400		
T15	--	River Temp Sang Run @1500		
Q	71.00	River Flow at Oakland		



YOUGHIOGHENY RIVER WATER TEMPERATURE ENHANCEMENT PLAN

Simulate a Ra

38 = CFS River Flow at Oakland August 8, 2016

Print Info for file

Time	Predicted Maximum River Water Temperature Degree C	Deep Creek Action
0700	--	Input 0700 SANG RUN Temp
	(23 to 26.4)	
0900	--	Input 0700 SANG RUN Temp
	(23 to 25.9)	
1100	--	Input 0700 SANG RUN Temp
	(23 to 25.4)	
1200	--	Input 0700 SANG RUN Temp
	(23 to 25.3)	
1400	--	Input 0700 SANG RUN Temp
	(23 to 25.2)	
1500	--	Input 0700 SANG RUN Temp

WWR

Tair °C	26.11	Air Temp, Elkins WV - Degree C	79	Air Temp, Elkins WV - Degree F
CCF	36.00	Cloud Cover Factor, Elkins WV	SHWRS	Cloud Cover, Elkins WV
T7	No Data	River Temp Sang Run @700		
T9	--	River Temp Sang Run @900		
T11	--	River Temp Sang Run @1100		
T12	--	River Temp Sang Run @1200		
T14	--	River Temp Sang Run @1400		
T15	--	River Temp Sang Run @1500		
Q	38.00	River Flow at Oakland		

YOUGHIOGHENY RIVER WATER TEMPERATURE ENHANCEMENT PLAN

Simulate a Ra

29 = CFS River Flow at Oakland August 9, 2016

Print Info for file

Time	Predicted Maximum River Water Temperature Degree C	Deep Creek Action
0700	25.84	Check Again at 0900
	(23 to 26.4)	
0900	25.99	Release at 1100 for 2 Hours
	(23 to 25.9)	
1100	--	--
	(23 to 25.4)	
1200	--	--
	(23 to 25.3)	
1400	--	--
	(23 to 25.2)	
1500	--	--

Tair °C	28.89	Air Temp, Elkins WV - Degree C	84	Air Temp, Elkins WV - Degree F
CCF	36.00	Cloud Cover Factor, Elkins WV	PTSUNY	Cloud Cover, Elkins WV
T7	18.60	River Temp Sang Run @700		
T9	18.90	River Temp Sang Run @900		
T11	--	River Temp Sang Run @1100		
T12	--	River Temp Sang Run @1200		
T14	--	River Temp Sang Run @1400		
T15	--	River Temp Sang Run @1500		
Q	29.00	River Flow at Oakland		



Deep Creek

YOUGHIOGHENY RIVER WATER TEMPERATURE ENHANCEMENT PLAN

Simulate a Ra

25 = CFS River Flow at Oakland August 10, 2016

Print Info for file

Time	Predicted Maximum River Water Temperature Degree C	Deep Creek Action
0700	26.70	Release at 1100 for 2 Hours
	(23 to 26.4)	
0900	--	--
	(23 to 25.9)	
1100	--	--
	(23 to 25.4)	
1200	--	--
	(23 to 25.3)	
1400	--	--
	(23 to 25.2)	
1500	--	--

Tair °C	30.00	Air Temp, Elkins WV - Degree C	86	Air Temp, Elkins WV - Degree F
CCF	36.00	Cloud Cover Factor, Elkins WV	TSTRMS	Cloud Cover, Elkins WV
T7	20.10	River Temp Sang Run @700		
T9	--	River Temp Sang Run @900		
T11	--	River Temp Sang Run @1100		
T12	--	River Temp Sang Run @1200		
T14	--	River Temp Sang Run @1400		
T15	--	River Temp Sang Run @1500		
Q	25.00	River Flow at Oakland		

RJ

RELEASE 1100 - 1300

YOUGHIOGHENY RIVER WATER TEMPERATURE ENHANCEMENT PLAN

Simulate a Ra

23 = CFS River Flow at Oakland August 11, 2016

Print Info for

Time	Predicted Maximum River Water Temperature Degree C	Deep Creek Action
0700	27.78	Release at 1100 for 2 Hours
	(23 to 26.4)	
0900	--	--
	(23 to 25.9)	
1100	--	--
	(23 to 25.4)	
1200	--	--
	(23 to 25.3)	
1400	--	--
	(23 to 25.2)	
1500	--	--

Tair °C	31.67	Air Temp, Elkins WV - Degree C	89	Air Temp, Elkins WV - Degree F
CCF	36.00	Cloud Cover Factor, Elkins WV	TSTRMS	Cloud Cover, Elkins WV
T7	21.70	River Temp Sang Run @700		
T9	--	River Temp Sang Run @900		
T11	--	River Temp Sang Run @1100		
T12	--	River Temp Sang Run @1200		
T14	--	River Temp Sang Run @1400		
T15	--	River Temp Sang Run @1500		
Q	23.00	River Flow at Oakland		

8/11/16

YOUGHIOGHENY RIVER WATER TEMPERATURE ENHANCEMENT PLAN

Simulate a Ra

22 = CFS River Flow at Oakland August 12, 2016

Print Info for file

Time	Predicted Maximum River Water Temperature Degree C	Deep Creek Action
0700	--	Input 0700 SANG RUN Temp
	(23 to 26.4)	
0900	--	Input 0700 SANG RUN Temp
	(23 to 25.9)	
1100	--	Input 0700 SANG RUN Temp
	(23 to 25.4)	
1200	--	Input 0700 SANG RUN Temp
	(23 to 25.3)	
1400	--	Input 0700 SANG RUN Temp
	(23 to 25.2)	
1500	--	Input 0700 SANG RUN Temp

WWR

Tair °C	No Data	Air Temp, Elkins WV - Degree C	No Data	Air Temp, Elkins WV - Degree F
CCF	No Data	Cloud Cover Factor, Elkins WV	No Data	Cloud Cover, Elkins WV
T7	No Data	River Temp Sang Run @700		
T9	--	River Temp Sang Run @900		
T11	--	River Temp Sang Run @1100		
T12	--	River Temp Sang Run @1200		
T14	--	River Temp Sang Run @1400		
T15	--	River Temp Sang Run @1500		
Q	22.00	River Flow at Oakland		



YOUGHIOGHENY RIVER WATER TEMPERATURE ENHANCEMENT PLAN

Simulate a Ra

21 = CFS River Flow at Oakland August 13, 2016

Print Info for file

Time	Predicted Maximum River Water Temperature Degree C	Deep Creek Action
0700	--	Input 0700 SANG RUN Temp
	(23 to 26.4)	
0900	--	Input 0700 SANG RUN Temp
	(23 to 25.9)	
1100	--	Input 0700 SANG RUN Temp
	(23 to 25.4)	
1200	--	Input 0700 SANG RUN Temp
	(23 to 25.3)	
1400	--	Input 0700 SANG RUN Temp
	(23 to 25.2)	
1500	--	Input 0700 SANG RUN Temp

WWR

Tair °C	32.22	Air Temp, Elkins WV - Degree C	90	Air Temp, Elkins WV - Degree F
CCF	36.00	Cloud Cover Factor, Elkins WV	TSTRMS	Cloud Cover, Elkins WV
T7	No Data	River Temp Sang Run @700		
T9	--	River Temp Sang Run @900		
T11	--	River Temp Sang Run @1100		
T12	--	River Temp Sang Run @1200		
T14	--	River Temp Sang Run @1400		
T15	--	River Temp Sang Run @1500		
Q	21.00	River Flow at Oakland		

YOUGHIOGHENY RIVER WATER TEMPERATURE ENHANCEMENT PLAN

Simulate a Ra

18 = CFS River Flow at Oakland August 14, 2016

Print Info for file

Time	Predicted Maximum River Water Temperature Degree C	Deep Creek Action
0700	28.14	Release at 1100 for 2 Hours
	(23 to 26.4)	
0900	--	--
	(23 to 25.9)	
1100	--	--
	(23 to 25.4)	
1200	--	--
	(23 to 25.3)	
1400	--	--
	(23 to 25.2)	
1500	--	--

Tair °C	32.78	Air Temp, Elkins WV - Degree C	91	Air Temp, Elkins WV - Degree F
CCF	36.00	Cloud Cover Factor, Elkins WV	TSTRMS	Cloud Cover, Elkins WV
T7	21.70	River Temp Sang Run @700		
T9	--	River Temp Sang Run @900		
T11	--	River Temp Sang Run @1100		
T12	--	River Temp Sang Run @1200		
T14	--	River Temp Sang Run @1400		
T15	--	River Temp Sang Run @1500		
Q	18.00	River Flow at Oakland		

YOUGHIOGHENY RIVER WATER TEMPERATURE ENHANCEMENT PLAN

Simulate a Ra

18 = CFS River Flow at Oakland August 15, 2016

Print Info for file

Time	Predicted Maximum River Water Temperature Degree C	Deep Creek Action
0700	26.91	Release at 1100 for 2 Hours
	(23 to 26.4)	
0900	--	--
	(23 to 25.9)	
1100	--	--
	(23 to 25.4)	
1200	--	--
	(23 to 25.3)	
1400	--	--
	(23 to 25.2)	
1500	--	--

Tair °C	30.56	Air Temp, Elkins WV - Degree C	87	Air Temp, Elkins WV - Degree F
CCF	36.00	Cloud Cover Factor, Elkins WV	TSTRMS	Cloud Cover, Elkins WV
T7	20.20	River Temp Sang Run @700		
T9	--	River Temp Sang Run @900		
T11	--	River Temp Sang Run @1100		
T12	--	River Temp Sang Run @1200		
T14	--	River Temp Sang Run @1400		
T15	--	River Temp Sang Run @1500		
Q	18.00	River Flow at Oakland		

WWR

YOUGHIOGHENY RIVER WATER TEMPERATURE ENHANCEMENT PLAN

Simulate a Ra

31 = CFS River Flow at Oakland August 16, 2016

Print Info for file

Time	Predicted Maximum River Water Temperature Degree C	Deep Creek Action
0700	25.66	Check Again at 0900
	(23 to 26.4)	
0900	25.89	Check Again at 1100
	(23 to 25.9)	
1100	26.75	Release at 1230 for 2 Hours
	(23 to 25.4)	
1200	--	--
	(23 to 25.3)	
1400	--	--
	(23 to 25.2)	
1500	--	--

Tair °C	30.56	Air Temp, Elkins WV - Degree C	87	Air Temp, Elkins WV - Degree F
CCF	100.00	Cloud Cover Factor, Elkins WV	OVRCAST	Cloud Cover, Elkins WV
T7	20.20	River Temp Sang Run @700		
T9	20.60	River Temp Sang Run @900		
T11	22.30	River Temp Sang Run @1100		
T12	--	River Temp Sang Run @1200		
T14	--	River Temp Sang Run @1400		
T15	--	River Temp Sang Run @1500		
Q	31.00	River Flow at Oakland		



YOUGHIOGHENY RIVER WATER TEMPERATURE ENHANCEMENT PLAN

Simulate a Ra

43 = CFS River Flow at Oakland August 17, 2016

Print Info for file

Time	Predicted Maximum River Water Temperature Degree C	Deep Creek Action
0700	25.58	Check Again at 0900
	(23 to 26.4)	
0900	25.96	Release at 1100 for 2 Hours
	(23 to 25.9)	
1100	--	--
	(23 to 25.4)	
1200	--	--
	(23 to 25.3)	
1400	--	--
	(23 to 25.2)	
1500	--	--

Tair °C	26.67	Air Temp, Elkins WV - Degree C	80	Air Temp, Elkins WV - Degree F
CCF	36.00	Cloud Cover Factor, Elkins WV	TSTRMS	Cloud Cover, Elkins WV
T7	21.50	River Temp Sang Run @700		
T9	21.70	River Temp Sang Run @900		
T11	--	River Temp Sang Run @1100		
T12	--	River Temp Sang Run @1200		
T14	--	River Temp Sang Run @1400		
T15	--	River Temp Sang Run @1500		
Q	43.00	River Flow at Oakland		



YOUGHIOGHENY RIVER WATER TEMPERATURE ENHANCEMENT PLAN

Simulate a Ra

54 = CFS River Flow at Oakland August 18, 2016

Print Info for file

Time	Predicted Maximum River Water Temperature Degree C	Deep Creek Action
0700	25.55	Check Again at 0900
	(23 to 26.4)	
0900	25.62	Check Again at 1100
	(23 to 25.9)	
1100	25.89	Release at 1230 for 2 Hours
	(23 to 25.4)	
1200	--	--
	(23 to 25.3)	
1400	--	--
	(23 to 25.2)	
1500	--	--

Tair °C	26.67	Air Temp, Elkins WV - Degree C
CCF	16.00	Cloud Cover Factor, Elkins WV
T7	21.60	River Temp Sang Run @700
T9	21.50	River Temp Sang Run @900
T11	22.30	River Temp Sang Run @1100
T12	--	River Temp Sang Run @1200
T14	--	River Temp Sang Run @1400
T15	--	River Temp Sang Run @1500
Q	54.00	River Flow at Oakland

80	Air Temp, Elkins WV - Degree F
FAIR	Cloud Cover, Elkins WV



YOUGHIOGHENY RIVER WATER TEMPERATURE ENHANCEMENT PLAN

Simulate a Ra

47 = CFS River Flow at Oakland August 19, 2016

Print Info for file

Time	Predicted Maximum River Water Temperature Degree C	Deep Creek Action
0700	25.43	Check Again at 0900
	(23 to 26.4)	
0900	--	Input 0900 SANG RUN Temp
	(23 to 25.9)	
1100	--	Input 0900 SANG RUN Temp
	(23 to 25.4)	
1200	--	Input 0900 SANG RUN Temp
	(23 to 25.3)	
1400	--	Input 0900 SANG RUN Temp
	(23 to 25.2)	
1500	--	Input 0900 SANG RUN Temp

Tair °C	27.22	Air Temp, Elkins WV - Degree C	81	Air Temp, Elkins WV - Degree F
CCF	36.00	Cloud Cover Factor, Elkins WV	TSTRMS	Cloud Cover, Elkins WV
T7	21.00	River Temp Sang Run @700		
T9	--	River Temp Sang Run @900		
T11	--	River Temp Sang Run @1100		
T12	--	River Temp Sang Run @1200		
T14	--	River Temp Sang Run @1400		
T15	--	River Temp Sang Run @1500		
Q	47.00	River Flow at Oakland		

WHITEWATER 1100 - 1400

YOUGHIOGHENY RIVER WATER TEMPERATURE ENHANCEMENT PLAN

Simulate a Ra

35 = CFS River Flow at Oakland August 20, 2016

Print Info for file

Time	Predicted Maximum River Water Temperature Degree C	Deep Creek Action
0700	--	Input 0700 SANG RUN Temp
	(23 to 26.4)	
0900	--	Input 0700 SANG RUN Temp
	(23 to 25.9)	
1100	--	Input 0700 SANG RUN Temp
	(23 to 25.4)	
1200	--	Input 0700 SANG RUN Temp
	(23 to 25.3)	
1400	--	Input 0700 SANG RUN Temp
	(23 to 25.2)	
1500	--	Input 0700 SANG RUN Temp

Tair °C	27.22	Air Temp, Elkins WV - Degree C	81	Air Temp, Elkins WV - Degree F
CCF	36.00	Cloud Cover Factor, Elkins WV	TSTRMS	Cloud Cover, Elkins WV
T7	No Data	River Temp Sang Run @700		
T9	--	River Temp Sang Run @900		
T11	--	River Temp Sang Run @1100		
T12	--	River Temp Sang Run @1200		
T14	--	River Temp Sang Run @1400		
T15	--	River Temp Sang Run @1500		
Q	35.00	River Flow at Oakland		

WHITEWATER RELEASE 1100 - 1400

8/20/16

YOUGHIOGHENY RIVER WATER TEMPERATURE ENHANCEMENT PLAN

Simulate a Ra

34 = CFS River Flow at Oakland August 21, 2016

Print Info for file

Time	Predicted Maximum River Water Temperature Degree C	Deep Creek Action
0700	24.88	Check Again at 0900
	(23 to 26.4)	
0900	25.44	Check Again at 1100
	(23 to 25.9)	
1100	23.91	Check Again at 1200
	(23 to 25.4)	
1200	23.72	Check Again at 1400
	(23 to 25.3)	
1400	23.30	Check Again at 1500
	(23 to 25.2)	
1500	23.96	Check Again Tomorrow at 0700

Tair °C	23.89	Air Temp, Elkins WV - Degree C	75	Air Temp, Elkins WV - Degree F
CCF	36.00	Cloud Cover Factor, Elkins WV	SHWRS	Cloud Cover, Elkins WV
T7	21.00	River Temp Sang Run @700		
T9	21.30	River Temp Sang Run @900		
T11	21.40	River Temp Sang Run @1100		
T12	21.60	River Temp Sang Run @1200		
T14	22.30	River Temp Sang Run @1400		
T15	23.20	River Temp Sang Run @1500		
Q	34.00	River Flow at Oakland		

R. McLaren 8/21/16

YOUGHIOGHENY RIVER WATER TEMPERATURE ENHANCEMENT PLAN

Simulate a Ra

64 = CFS River Flow at Oakland August 22, 2016

Print Info for file

Time	Predicted Maximum River Water Temperature Degree C	Deep Creek Action
0700	--	Input 0700 SANG RUN Temp
	(23 to 26.4)	
0900	--	Input 0700 SANG RUN Temp
	(23 to 25.9)	
1100	--	Input 0700 SANG RUN Temp
	(23 to 25.4)	
1200	--	Input 0700 SANG RUN Temp
	(23 to 25.3)	
1400	--	Input 0700 SANG RUN Temp
	(23 to 25.2)	
1500	--	Input 0700 SANG RUN Temp

Tair °C	24.44	Air Temp, Elkins WV - Degree C	76	Air Temp, Elkins WV - Degree F
CCF	100.00	Cloud Cover Factor, Elkins WV	CLOUDY	Cloud Cover, Elkins WV
T7	No Data	River Temp Sang Run @700		
T9	--	River Temp Sang Run @900		
T11	--	River Temp Sang Run @1100		
T12	--	River Temp Sang Run @1200		
T14	--	River Temp Sang Run @1400		
T15	--	River Temp Sang Run @1500		
Q	64.00	River Flow at Oakland		

WWR

YOUGHIOGHENY RIVER WATER TEMPERATURE ENHANCEMENT PLAN

Simulate a Ra

40 = CFS River Flow at Oakland August 23, 2016

Print Info for file

Time	Predicted Maximum River Water Temperature Degree C	Deep Creek Action
0700	24.81	Check Again at 0900
	(23 to 26.4)	
0900	24.45	Check Again at 1100
	(23 to 25.9)	
1100	24.93	Check Again at 1200
	(23 to 25.4)	
1200	24.47	Check Again at 1400
	(23 to 25.3)	
1400	24.12	Check Again at 1500
	(23 to 25.2)	
1500	24.31	Check Again Tomorrow at 0700

Tair °C	27.78	Air Temp, Elkins WV - Degree C	82	Air Temp, Elkins WV - Degree F
CCF	36.00	Cloud Cover Factor, Elkins WV	PTCLDY	Cloud Cover, Elkins WV
T7	17.80	River Temp Sang Run @700		
T9	17.70	River Temp Sang Run @900		
T11	19.30	River Temp Sang Run @1100		
T12	20.00	River Temp Sang Run @1200		
T14	21.90	River Temp Sang Run @1400		
T15	22.90	River Temp Sang Run @1500		
Q	40.00	River Flow at Oakland		



YOUGHIOGHENY RIVER WATER TEMPERATURE ENHANCEMENT PLAN

Simulate a Ra

29 = CFS River Flow at Oakland August 24, 2016

Print Info for file

Time	Predicted Maximum River Water Temperature Degree C	Deep Creek Action
0700	25.46	Check Again at 0900
	(23 to 26.4)	
0900	25.28	Check Again at 1100
	(23 to 25.9)	
1100	25.29	Check Again at 1200
	(23 to 25.4)	
1200	24.96	Check Again at 1400
	(23 to 25.3)	
1400	24.79	Check Again at 1500
	(23 to 25.2)	
1500	25.67	Release ASAP - not later than 1530 for 1 hour

Tair °C	28.89	Air Temp, Elkins WV - Degree C	84	Air Temp, Elkins WV - Degree F
CCF	36.00	Cloud Cover Factor, Elkins WV	PTCLDY	Cloud Cover, Elkins WV
T7	17.50	River Temp Sang Run @700		
T9	17.60	River Temp Sang Run @900		
T11	19.30	River Temp Sang Run @1100		
T12	20.20	River Temp Sang Run @1200		
T14	22.40	River Temp Sang Run @1400		
T15	24.10	River Temp Sang Run @1500		
Q	29.00	River Flow at Oakland		

YOUGHIOGHENY RIVER WATER TEMPERATURE ENHANCEMENT PLAN

Simulate a Ra

24 = CFS River Flow at Oakland August 25, 2016

Print Info for file

Time	Predicted Maximum River Water Temperature Degree C	Deep Creek Action
0700	26.08	Check Again at 0900
	(23 to 26.4)	
0900	26.35	Release at 1100 for 2 Hours
	(23 to 25.9)	
1100	--	--
	(23 to 25.4)	
1200	--	--
	(23 to 25.3)	
1400	--	--
	(23 to 25.2)	
1500	--	--

Tair °C	29.44	Air Temp, Elkins WV - Degree C	85	Air Temp, Elkins WV - Degree F
CCF	36.00	Cloud Cover Factor, Elkins WV	SHWRS	Cloud Cover, Elkins WV
T7	18.80	River Temp Sang Run @700		
T9	19.20	River Temp Sang Run @900		
T11	--	River Temp Sang Run @1100		
T12	--	River Temp Sang Run @1200		
T14	--	River Temp Sang Run @1400		
T15	--	River Temp Sang Run @1500		
Q	24.00	River Flow at Oakland		

YOUGHIOGHENY RIVER WATER TEMPERATURE ENHANCEMENT PLAN

Simulate a Ra

25 = CFS River Flow at Oakland August 26, 2016

Print Info for file

Time	Predicted Maximum River Water Temperature Degree C	Deep Creek Action
0700	--	Input 0700 SANG RUN Temp
	(23 to 26.4)	
0900	--	Input 0700 SANG RUN Temp
	(23 to 25.9)	
1100	--	Input 0700 SANG RUN Temp
	(23 to 25.4)	
1200	--	Input 0700 SANG RUN Temp
	(23 to 25.3)	
1400	--	Input 0700 SANG RUN Temp
	(23 to 25.2)	
1500	--	Input 0700 SANG RUN Temp

Tair °C	30.56	Air Temp, Elkins WV - Degree C	87	Air Temp, Elkins WV - Degree F
CCF	9.00	Cloud Cover Factor, Elkins WV	MOSUNNY	Cloud Cover, Elkins WV
T7	No Data	River Temp Sang Run @700		
T9	--	River Temp Sang Run @900		
T11	--	River Temp Sang Run @1100		
T12	--	River Temp Sang Run @1200		
T14	--	River Temp Sang Run @1400		
T15	--	River Temp Sang Run @1500		
Q	25.00	River Flow at Oakland		

Jay MO'Dell WWR

YOUGHIOGHENY RIVER WATER TEMPERATURE ENHANCEMENT PLAN

Simulate a Ra

27 = CFS River Flow at Oakland August 27, 2016

Time	Predicted Maximum River Water Temperature Degree C	Deep Creek Action
0700	--	Input 0700 SANG RUN Temp
	(23 to 26.4)	
0900	--	Input 0700 SANG RUN Temp
	(23 to 25.9)	
1100	--	Input 0700 SANG RUN Temp
	(23 to 25.4)	
1200	--	Input 0700 SANG RUN Temp
	(23 to 25.3)	
1400	--	Input 0700 SANG RUN Temp
	(23 to 25.2)	
1500	--	Input 0700 SANG RUN Temp

Print Info for file

Tair °C	31.67	Air Temp, Elkins WV - Degree C	89	Air Temp, Elkins WV - Degree F
CCF	9.00	Cloud Cover Factor, Elkins WV	MOSUNNY	Cloud Cover, Elkins WV
T7	No Data	River Temp Sang Run @700		
T9	--	River Temp Sang Run @900		
T11	--	River Temp Sang Run @1100		
T12	--	River Temp Sang Run @1200		
T14	--	River Temp Sang Run @1400		
T15	--	River Temp Sang Run @1500		
Q	27.00	River Flow at Oakland		

Jay MOD W.W.R.

YOUGHIOGHENY RIVER WATER TEMPERATURE ENHANCEMENT PLAN

Simulate a Ra

21 = CFS River Flow at Oakland August 28, 2016

Print Info for file

Time	Predicted Maximum River Water Temperature Degree C	Deep Creek Action
0700	27.26	Release at 1100 for 2 Hours
	(23 to 26.4)	
0900	--	--
	(23 to 25.9)	
1100	--	--
	(23 to 25.4)	
1200	--	--
	(23 to 25.3)	
1400	--	--
	(23 to 25.2)	
1500	--	--

Tair °C	31.11	Air Temp, Elkins WV - Degree C	88	Air Temp, Elkins WV - Degree F
CCF	36.00	Cloud Cover Factor, Elkins WV	TSTRMS	Cloud Cover, Elkins WV
T7	20.70	River Temp Sang Run @700		
T9	--	River Temp Sang Run @900		
T11	--	River Temp Sang Run @1100		
T12	--	River Temp Sang Run @1200		
T14	--	River Temp Sang Run @1400		
T15	--	River Temp Sang Run @1500		
Q	21.00	River Flow at Oakland		

Jay M Ternet

YOUGHIOGHENY RIVER WATER TEMPERATURE ENHANCEMENT PLAN

Simulate a Ra

47 = CFS River Flow at Oakland August 29, 2016

Print Info for file

Time	Predicted Maximum River Water Temperature Degree C	Deep Creek Action
0700	--	Input 0700 SANG RUN Temp
	(23 to 26.4)	
0900	--	Input 0700 SANG RUN Temp
	(23 to 25.9)	
1100	--	Input 0700 SANG RUN Temp
	(23 to 25.4)	
1200	--	Input 0700 SANG RUN Temp
	(23 to 25.3)	
1400	--	Input 0700 SANG RUN Temp
	(23 to 25.2)	
1500	--	Input 0700 SANG RUN Temp

Tair °C	30.56	Air Temp, Elkins WV - Degree C	87	Air Temp, Elkins WV - Degree F
CCF	36.00	Cloud Cover Factor, Elkins WV	TSTRMS	Cloud Cover, Elkins WV
T7	No Data	River Temp Sang Run @700		
T9	--	River Temp Sang Run @900		
T11	--	River Temp Sang Run @1100		
T12	--	River Temp Sang Run @1200		
T14	--	River Temp Sang Run @1400		
T15	--	River Temp Sang Run @1500		
Q	47.00	River Flow at Oakland		

WHITEWATER RELEASE 1100 - 1400

R Mclean 8/29/16

YOUGHIOGHENY RIVER WATER TEMPERATURE ENHANCEMENT PLAN

Simulate a Ra

43 = CFS River Flow at Oakland August 30, 2016

Print Info for file

Time	Predicted Maximum River Water Temperature Degree C	Deep Creek Action
0700	26.79	Release at 1100 for 2 Hours
	(23 to 26.4)	
0900	--	--
	(23 to 25.9)	
1100	--	--
	(23 to 25.4)	
1200	--	--
	(23 to 25.3)	
1400	--	--
	(23 to 25.2)	
1500	--	--

Tair °C	30.00	Air Temp, Elkins WV - Degree C	86	Air Temp, Elkins WV - Degree F
CCF	9.00	Cloud Cover Factor, Elkins WV	MOSUNNY	Cloud Cover, Elkins WV
T7	20.40	River Temp Sang Run @700		
T9	--	River Temp Sang Run @900		
T11	--	River Temp Sang Run @1100		
T12	--	River Temp Sang Run @1200		
T14	--	River Temp Sang Run @1400		
T15	--	River Temp Sang Run @1500		
Q	43.00	River Flow at Oakland		

R. McLaren 8/30/16

YOUGHIOGHENY RIVER WATER TEMPERATURE ENHANCEMENT PLAN

Simulate a Ra

24 = CFS River Flow at Oakland August 31, 2016

Time	Predicted Maximum River Water Temperature Degree C	Deep Creek Action
0700	26.88	Release at 1100 for 2 Hours
	(23 to 26.4)	
0900	--	--
	(23 to 25.9)	
1100	--	--
	(23 to 25.4)	
1200	--	--
	(23 to 25.3)	
1400	--	--
	(23 to 25.2)	
1500	--	--

Print Info for file

Tair °C	30.56	Air Temp, Elkins WV - Degree C	87	Air Temp, Elkins WV - Degree F
CCF	9.00	Cloud Cover Factor, Elkins WV	MOSUNNY	Cloud Cover, Elkins WV
T7	18.60	River Temp Sang Run @700		
T9	--	River Temp Sang Run @900		
T11	--	River Temp Sang Run @1100		
T12	--	River Temp Sang Run @1200		
T14	--	River Temp Sang Run @1400		
T15	--	River Temp Sang Run @1500		
Q	24.00	River Flow at Oakland		

R mcl 8/31/16

APPENDIX C

- Provisional 2016 Daily Mean Flow Data from the USGS Hoyes Run Gage
- 2016 Bypass Flow Valve Operation Summary
- 2016 Bypass Valve Operation Daily Log Sheets

PROVISIONAL DAILY MEAN FLOW DATA (cfs)
FROM THE USGS HOYES RUN GAGE (No. 03076100) FROM JANUARY 1, 2016 THROUGH DECEMBER 31, 2016[2]

Month / Day	Jan	Feb	Mar	Apr	May	Jun	Jul	Aug	Sep	Oct	Nov	Dec
1	784 A	1,880 A	781 A	273 A	733 A	229 A	182 A	259 A	53 A	209 A	315 P	768 P
2	443 A	2,160 A	834 A	270 A	926 A	201 A	177 A	188 A	137 A	77 A	289 P	464 P
3	381 A	2,710 A	702 A	265 A	792 A	300 A	88 A	128 A	125 A	140 A	273 P	313 P
4	338 A	3,100 A	583 A	330 A	695 A	344 A	396 A	91 A	46 A	52 P	275 P	246 P
5	358 A	1,940 A	501 A	475 A	936 A	353 A	760 A	163 A	122 A	47 P	217 P	288 P
6	270 A	1,170 A	464 A	368 A	1,410 A	516 A	638 A	177 A	40 A	45 P	226 P	421 P
7	340 A	945 A	434 A	376 A	1,180 A	186 A	399 A	152 A	42 A	125 P	268 P	1,500 P
8	320 A	882 A	381 A	840 A	1,160 A	154 A	400 A	168 A	46 A	246 P	258 P	1,100 P
9	230 A	811 A	341 A	686 A	925 A	190 A	291 A	121 A	136 A	269 P	267 P	842 P
10	350 A	696 A:e	353 A	586 A	962 A	203 A	202 A	116 A	132 A	216 P	313 P	387 P
11	550 A	593 A:e	321 A	872 A	973 A	164 A	234 A	113 A	51 A	92 P	300 P	304 P
12	512 A:e	548 A:e	305 A	1,180 A	1,310 A	126 A	189 A	138 A	128 A	75 P	115 P	920 P
13	492 A	501 A:e	388 A	923 A	1,880 A	174 A	175 A	136 A	121 A	69 P	101 P	1,080 P
14	474 A:e	441 A:e	1,170 A	687 A	1,120 A	86 A	170 A	107 A	119 A	159 P	267 P	803 P
15	399 A	480 A:e	990 A	637 A	1,170 A	113 A	258 A	137 A	119 A	72 P	252 P	673 P
16	383 A	669 A	901 A	447 A	768 A	176 A	174 A	160 A	121 A	65 P	266 P	486 P
17	431 A	1,160 A	686 A	377 A	738 A	1,260 A	144 A	151 A	43 A	52 P	276 P	1,370 P
18	431 A:e	686 A	561 A	326 A	1,360 A	1,010 A	167 A	179 A	47 A	46 P	105 P	3,560 P
19	457 A:e	577 A	480 A	287 A	1,980 A	682 A	153 A	183 A	128 A	47 P	90 P	3,260 P
20	440 A:e	839 A	446 A	258 A	1,190 A	324 A	146 A	163 A	45 A	45 P	98 P	1,640 P
21	317 A:e	1,730 A	420 A	234 A	1,930 A	299 A	125 A	90 A	43 A	267 P	102 P	1,240 P
22	276 A:e	1,450 A	395 A	307 A	2,580 A	292 A	144 A	195 A	40 A	314 P	84 P	1,030 P
23	205 A:e	1,010 A	360 A	697 A	2,020 A	333 A	224 A	86 A	119 A	268 P	77 P	685 P
24	206 A:e	965 A	319 A	634 A	1,260 A	457 A	118 A	96 A	41 A	273 P	70 P	424 P
25	310 A:e	1,510 A	326 A	417 A	957 A	435 A	140 A	137 A	42 A	187 P	84 P	446 P
26	327 A:e	1,300 A	317 A	400 A	758 A	213 A	112 A	140 A	125 A	96 P	92 P	788 P
27	681 A:e	665 A	274 A	416 A	776 A	251 A	110 A	143 A	46 A	321 P	82 P	468 P
28	773 A:e	594 A	328 A	416 A	491 A	202 A	187 A	109 A	47 A	481 P	76 P	543 P
29	624 A:e	878 A	353 A	820 A	343 A	129 A	363 A	164 A	51 A	104 P	92 P	710 P
30	422 A:e		293 A	570 A	536 A	140 A	276 A	135 A	198 A	98 P	274 P	771 P
31	418 A:e		275 A		277 A		177 A	108 A		358 P		468 P

[2] The above data was obtained from the automated U.S. Geological Survey (USGS) database. Data annotated with an A are approved for publication. Data with a P have not received Director's approval and as such are provisional and subject to revision. Data values with an e have been estimated. The data are released on the condition that neither the USGS nor the United States Government may be held liable for any damages resulting from its use.

2016 Bypass Flow Valve Operation Summary					
Month	**Day**	**Current Flow at Hoyes Run Gage (cfs)**	**Calculated Flow at Hoyes Run Gage (cfs)**	**Bypass Flow Required (cfs)**	**% Valve Open**
September	8	41	38	3.0	23%
September	14	41	41	3.0	23%
September	15	40	37	6.0	27%
September	16	40	34	8.0	30%
September	17	41	33	9.0	32%
September	18	46	37	6.0	27%
September	19	48	42	2.0	22%
September	22	40	40	3.0	23%
September	23	40	37	6.0	27%
September	24	38	32	11.0	35%
September	25	43	32	11.0	35%
September	26	41	30	12.0	36%
September	27	46	29	14.0	39%
September	28	48	33	9.0	32%
September	29	46	35	8.0	30%

January 1, 2016

Deep Creek Bypass Valve Operation

Current River Flow at Hoyes Run CFS	Current Bypass valve opening %	Calculated Hoyes Run Flow CFS	Bypass Flow Required CFS	Bypass Valve % Open
597.0	closed	597.0	0.0	closed

Bypass valve required to be opened per table? ___ YES ✓ NO

Bypass valve position logged on 'Input Area' sheet? ✓ YES ___ NO ___N/A

Regional Operator _____

Shift Supervisor _____

NOTES:

January 2, 2016

Deep Creek Bypass Valve Operation

Current River Flow at Hoyes Run CFS	Current Bypass valve opening %	Calculated Hoyes Run Flow CFS	Bypass Flow Required CFS	Bypass Valve % Open
484.0	closed	484.0	0.0	closed

Bypass valve required to be opened per table? X YES X NO

Bypass valve position logged on 'Input Area' sheet? X YES ___ NO ___N/A

Regional Operator 

Shift Supervisor 

NOTES:

January 3, 2016

Deep Creek Bypass Valve Operation

Current River Flow at Hoyes Run CFS	Current Bypass valve opening %	Calculated Hoyes Run Flow CFS	Bypass Flow Required CFS	Bypass Valve % Open
415.0	closed	415.0	0.0	closed

Bypass valve required to be opened per table? ___ YES X NO

Bypass valve position logged on 'Input Area' sheet? X YES ___ NO ___N/A

Regional Operator _____

Shift Supervisor _____

NOTES:

January 4, 2016

Deep Creek Bypass Valve Operation

Current River Flow at Hoyes Run CFS	Current Bypass valve opening %	Calculated Hoyes Run Flow CFS	Bypass Flow Required CFS	Bypass Valve % Open
353.0	closed	353.0	0.0	closed

Bypass valve required to be opened per table? ___ YES ___ NO

Bypass valve position logged on 'Input Area' sheet? ___ YES ___ NO ___N/A

Regional Operator _____

Shift Supervisor _____

NOTES:

January 5, 2016

Deep Creek Bypass Valve Operation

Current River Flow at Hoyes Run CFS	Current Bypass valve opening %	Calculated Hoyes Run Flow CFS	Bypass Flow Required CFS	Bypass Valve % Open
319.0	closed	319.0	0.0	closed

Bypass valve required to be opened per table? ___ YES ___/___ NO

Bypass valve position logged on 'Input Area' sheet? ___/___ YES ___ NO ___N/A

Regional Operator _____

Shift Supervisor _____

NOTES:

January 6, 2016

Deep Creek Bypass Valve Operation

Current River Flow at Hoyes Run CFS	Current Bypass valve opening %	Calculated Hoyes Run Flow CFS	Bypass Flow Required CFS	Bypass Valve % Open
282.0	closed	282.0	0.0	closed

Bypass valve required to be opened per table? ___ YES ___✓___ NO

Bypass valve position logged on 'Input Area' sheet? ___✓___ YES ___ NO ___N/A

Regional Operator _____

Shift Supervisor _____ 1.6.16

NOTES:

January 7, 2016

Deep Creek Bypass Valve Operation

Current River Flow at Hoyes Run CFS	Current Bypass valve opening %	Calculated Hoyes Run Flow CFS	Bypass Flow Required CFS	Bypass Valve % Open
294.0	closed	294.0	0.0	closed

Bypass valve required to be opened per table? ___ YES ___/___ NO

Bypass valve position logged on 'Input Area' sheet? ___/___ YES ___ NO ___N/A

Regional Operator _____

Shift Supervisor _____ 1/7/16

NOTES:

January 8, 2016

Deep Creek Bypass Valve Operation

Current River Flow at Hoyes Run CFS	Current Bypass valve opening %	Calculated Hoyes Run Flow CFS	Bypass Flow Required CFS	Bypass Valve % Open
270.0	closed	270.0	0.0	closed

Bypass valve required to be opened per table? ___ YES ___✓ NO

Bypass valve position logged on 'Input Area' sheet? ___✓ YES ___ NO ___N/A

Regional Operator _____

Shift Supervisor _____ 1.8.16

NOTES:

January 9, 2016

Deep Creek Bypass Valve Operation

Current River Flow at Hoyes Run CFS	Current Bypass valve opening %	Calculated Hoyes Run Flow CFS	Bypass Flow Required CFS	Bypass Valve % Open
227.0	closed	227.0	0.0	closed

Bypass valve required to be opened per table? ___ YES ___ NO

Bypass valve position logged on 'Input Area' sheet? ___ YES ___ NO ___N/A

Regional Operator _____

Shift Supervisor _____

NOTES:

January 10, 2016

Deep Creek Bypass Valve Operation

Current River Flow at Hoyes Run CFS	Current Bypass valve opening %	Calculated Hoyes Run Flow CFS	Bypass Flow Required CFS	Bypass Valve % Open
237.0	closed	237.0	0.0	closed

Bypass valve required to be opened per table? ___ YES ___ NO

Bypass valve position logged on 'Input Area' sheet? ___ YES ___ NO ___N/A

Regional Operator _____

Shift Supervisor _____

NOTES:

January 11, 2016

Deep Creek Bypass Valve Operation

Current River Flow at Hoyes Run CFS	Current Bypass valve opening %	Calculated Hoyes Run Flow CFS	Bypass Flow Required CFS	Bypass Valve % Open
543.0	closed	543.0	0.0	closed

Bypass valve required to be opened per table? ___ YES ___/___ NO

Bypass valve position logged on 'Input Area' sheet? ___/___ YES ___ NO ___N/A

Regional Operator _____

Shift Supervisor _____

NOTES:

January 12, 2016

Deep Creek Bypass Valve Operation

Current River Flow at Hoyes Run CFS	Current Bypass valve opening %	Calculated Hoyes Run Flow CFS	Bypass Flow Required CFS	Bypass Valve % Open
373.0	closed	373.0	0.0	closed

Bypass valve required to be opened per table? ___ YES ✓ NO

Bypass valve position logged on 'Input Area' sheet? ✓ YES ___ NO ___N/A

Regional Operator _____

Shift Supervisor _____

NOTES:

January 13, 2016

Deep Creek Bypass Valve Operation

Current River Flow at Hoyes Run CFS	Current Bypass valve opening %	Calculated Hoyes Run Flow CFS	Bypass Flow Required CFS	Bypass Valve % Open
306.0	closed	306.0	0.0	closed

Bypass valve required to be opened per table? ___ YES ___/___ NO

Bypass valve position logged on 'Input Area' sheet? ___/___ YES ___ NO ___N/A

Regional Operator 

Shift Supervisor 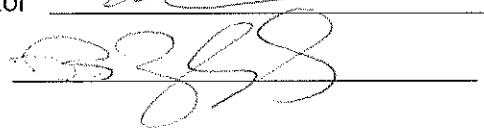

NOTES:

January 14, 2016

Deep Creek Bypass Valve Operation

Current River Flow at Hoyes Run CFS	Current Bypass valve opening %	Calculated Hoyes Run Flow CFS	Bypass Flow Required CFS	Bypass Valve % Open
288.0	closed	288.0	0.0	closed

Bypass valve required to be opened per table? ___ YES ___ NO

Bypass valve position logged on 'Input Area' sheet? ___ YES ___ NO ___N/A

Regional Operator _____

Shift Supervisor _____

NOTES:

January 15, 2016

Deep Creek Bypass Valve Operation

Current River Flow at Hoyes Run CFS	Current Bypass valve opening %	Calculated Hoyes Run Flow CFS	Bypass Flow Required CFS	Bypass Valve % Open
294.0	closed	294.0	0.0	closed

Bypass valve required to be opened per table? ___ YES ✓ NO

Bypass valve position logged on 'Input Area' sheet? ✓ YES ___ NO ___N/A

Regional Operator _____

Shift Supervisor _____

NOTES:

January 16, 2016

Deep Creek Bypass Valve Operation

Current River Flow at Hoyes Run CFS	Current Bypass valve opening %	Calculated Hoyes Run Flow CFS	Bypass Flow Required CFS	Bypass Valve % Open
276.0	closed	276.0	0.0	closed

Bypass valve required to be opened per table? ___ YES ✓ NO

Bypass valve position logged on 'Input Area' sheet? ✓ YES ___ NO ___N/A

Regional Operator _____

Shift Supervisor _____

NOTES:

January 17, 2016

Deep Creek Bypass Valve Operation

Current River Flow at Hoyes Run CFS	Current Bypass valve opening %	Calculated Hoyes Run Flow CFS	Bypass Flow Required CFS	Bypass Valve % Open
500.0	closed	500.0	0.0	closed

Bypass valve required to be opened per table? ___ YES ✓ NO

Bypass valve position logged on 'Input Area' sheet? ✓ YES ___ NO ___N/A

Regional Operator Jay McDermott

Shift Supervisor [signature]

NOTES:

January 18, 2016

Deep Creek Bypass Valve Operation

Current River Flow at Hoyes Run CFS	Current Bypass valve opening %	Calculated Hoyes Run Flow CFS	Bypass Flow Required CFS	Bypass Valve % Open
380.0	closed	380.0	0.0	closed

Bypass valve required to be opened per table? ___ YES ___ NO

Bypass valve position logged on 'Input Area' sheet? ___ YES ___ NO ___N/A

Regional Operator _____

Shift Supervisor _____

NOTES:

January 19, 2016

Deep Creek Bypass Valve Operation

Current River Flow at Hoyes Run CFS	Current Bypass valve opening %	Calculated Hoyes Run Flow CFS	Bypass Flow Required CFS	Bypass Valve % Open
270.0	closed	270.0	0.0	closed

Bypass valve required to be opened per table? ___ YES ✓ NO

Bypass valve position logged on 'Input Area' sheet? ___ YES ___ NO ___N/A

Regional Operator 

Shift Supervisor 

NOTES:

January 20, 2016

Deep Creek Bypass Valve Operation

Current River Flow at Hoyes Run CFS	Current Bypass valve opening %	Calculated Hoyes Run Flow CFS	Bypass Flow Required CFS	Bypass Valve % Open
313.0	closed	313.0	0.0	closed

Bypass valve required to be opened per table? ___ YES ___✓NO

Bypass valve position logged on 'Input Area' sheet? ___ YES ___ NO ___N/A

Regional Operator _____

Shift Supervisor _____

NOTES:

January 21, 2016

Deep Creek Bypass Valve Operation

Current River Flow at Hoyes Run CFS	Current Bypass valve opening %	Calculated Hoyes Run Flow CFS	Bypass Flow Required CFS	Bypass Valve % Open
294.0	closed	294.0	0.0	closed

Bypass valve required to be opened per table? ___ YES ___✓___ NO

Bypass valve position logged on 'Input Area' sheet? ___ YES ___ NO ___N/A

Regional Operator _____

Shift Supervisor _____

NOTES:

January 22, 2016

Deep Creek Bypass Valve Operation

Current River Flow at Hoyes Run CFS	Current Bypass valve opening %	Calculated Hoyes Run Flow CFS	Bypass Flow Required CFS	Bypass Valve % Open
294.0	closed	294.0	0.0	closed

Bypass valve required to be opened per table? ___ YES ___X___ NO

Bypass valve position logged on 'Input Area' sheet? ___ YES ___ NO ___N/A

Regional Operator _____

Shift Supervisor _____ 1/22/16

NOTES:

January 23, 2016

Deep Creek Bypass Valve Operation

Current River Flow at Hoyes Run CFS	Current Bypass valve opening %	Calculated Hoyes Run Flow CFS	Bypass Flow Required CFS	Bypass Valve % Open
232.0	closed	232.0	0.0	closed

Bypass valve required to be opened per table? ___ YES ___ NO

Bypass valve position logged on 'Input Area' sheet? ___ YES ___ NO ___N/A

Regional Operator _____

Shift Supervisor _____ 1/23/16

NOTES:

January 24, 2016

Deep Creek Bypass Valve Operation

Current River Flow at Hoyes Run CFS	Current Bypass valve opening %	Calculated Hoyes Run Flow CFS	Bypass Flow Required CFS	Bypass Valve % Open
282.0	closed	282.0	0.0	closed

Bypass valve required to be opened per table? ___ YES ___ NO

Bypass valve position logged on 'Input Area' sheet? ___ YES ___ NO ___N/A

Regional Operator _____

Shift Supervisor _____ 1/24/16

NOTES:

January 25, 2016

Deep Creek Bypass Valve Operation

Current River Flow at Hoyes Run CFS	Current Bypass valve opening %	Calculated Hoyes Run Flow CFS	Bypass Flow Required CFS	Bypass Valve % Open
360.0	closed	360.0	0.0	closed

Bypass valve required to be opened per table? ___ YES ✓ NO

Bypass valve position logged on 'Input Area' sheet? ✓ YES ___ NO ___N/A

Regional Operator Jay McDermott

Shift Supervisor

NOTES:

January 26, 2016

Deep Creek Bypass Valve Operation

Current River Flow at Hoyes Run CFS	Current Bypass valve opening %	Calculated Hoyes Run Flow CFS	Bypass Flow Required CFS	Bypass Valve % Open
259.0	closed	259.0	0.0	closed

Bypass valve required to be opened per table? ___ YES ✓ NO

Bypass valve position logged on 'Input Area' sheet? ✓ YES ___ NO ___N/A

Regional Operator Jay Mowl

Shift Supervisor Rich

NOTES:

January 27, 2016

Deep Creek Bypass Valve Operation

Current River Flow at Hoyes Run CFS	Current Bypass valve opening %	Calculated Hoyes Run Flow CFS	Bypass Flow Required CFS	Bypass Valve % Open
319.0	closed	319.0	0.0	closed

Bypass valve required to be opened per table? ___ YES ✓ NO

Bypass valve position logged on 'Input Area' sheet? ✓ YES ___ NO ___N/A

Regional Operator _____

Shift Supervisor _____

NOTES:

January 28, 2016

Deep Creek Bypass Valve Operation

Current River Flow at Hoyes Run CFS	Current Bypass valve opening %	Calculated Hoyes Run Flow CFS	Bypass Flow Required CFS	Bypass Valve % Open
818.0	closed	818.0	0.0	closed

Bypass valve required to be opened per table? ___ YES ✓ NO

Bypass valve position logged on 'Input Area' sheet? ✓ YES ___ NO ___N/A

Regional Operator Jay McDermott

Shift Supervisor [signature] Pruss

NOTES:

January 29, 2016

Deep Creek Bypass Valve Operation

Current River Flow at Hoyes Run CFS	Current Bypass valve opening %	Calculated Hoyes Run Flow CFS	Bypass Flow Required CFS	Bypass Valve % Open
551.0	closed	551.0	0.0	closed

Bypass valve required to be opened per table? ___ YES ✓ NO

Bypass valve position logged on 'Input Area' sheet? ✓ YES ___ NO ___N/A

Regional Operator _____

Shift Supervisor _____

NOTES:

January 30, 2016

Deep Creek Bypass Valve Operation

Current River Flow at Hoyes Run CFS	Current Bypass valve opening %	Calculated Hoyes Run Flow CFS	Bypass Flow Required CFS	Bypass Valve % Open
492.0	closed	492.0	0.0	closed

Bypass valve required to be opened per table? ___ YES ✓ NO

Bypass valve position logged on 'Input Area' sheet? ✓ YES ___ NO ___N/A

Regional Operator _____

Shift Supervisor _____

NOTES:

January 31, 2016

Deep Creek Bypass Valve Operation

Current River Flow at Hoyes Run CFS	Current Bypass valve opening %	Calculated Hoyes Run Flow CFS	Bypass Flow Required CFS	Bypass Valve % Open
422.0	closed	422.0	0.0	closed

Bypass valve required to be opened per table? ___ YES ✓ NO

Bypass valve position logged on 'Input Area' sheet? ✓ YES ___ NO ___N/A

Regional Operator _____

Shift Supervisor _____

NOTES:

February 1, 2016

Deep Creek Bypass Valve Operation

Current River Flow at Hoyes Run CFS	Current Bypass valve opening %	Calculated Hoyes Run Flow CFS	Bypass Flow Required CFS	Bypass Valve % Open
761.0	closed	761.0	0.0	closed

Bypass valve required to be opened per table? ___ YES ___✓___ NO

Bypass valve position logged on 'Input Area' sheet? ___✓___ YES ___ NO ___N/A

Regional Operator _____

Shift Supervisor _____

NOTES:

February 2, 2016

Deep Creek Bypass Valve Operation

Current River Flow at Hoyes Run CFS	Current Bypass valve opening %	Calculated Hoyes Run Flow CFS	Bypass Flow Required CFS	Bypass Valve % Open
2660.0	closed	2660.0	0.0	closed

Bypass valve required to be opened per table? ✓ YES ___ NO

Bypass valve position logged on 'Input Area' sheet? ✓ YES ___ NO ___N/A

Regional Operator _____

Shift Supervisor _____

NOTES:

February 3, 2016

Deep Creek Bypass Valve Operation

Current River Flow at Hoyes Run CFS	Current Bypass valve opening %	Calculated Hoyes Run Flow CFS	Bypass Flow Required CFS	Bypass Valve % Open
1600.0	closed	1600.0	0.0	closed

Bypass valve required to be opened per table? ✓ YES ___ NO

Bypass valve position logged on 'Input Area' sheet? ✓ YES ___ NO ___N/A

Regional Operator _____

Shift Supervisor _____

NOTES:

February 4, 2016

Deep Creek Bypass Valve Operation

Current River Flow at Hoyes Run CFS	Current Bypass valve opening %	Calculated Hoyes Run Flow CFS	Bypass Flow Required CFS	Bypass Valve % Open
3800.0	closed	3800.0	0.0	closed

Bypass valve required to be opened per table? ✓ YES ___ NO

Bypass valve position logged on 'Input Area' sheet? ✓ YES ___ NO ___N/A

Regional Operator _____

Shift Supervisor _____

NOTES:

February 5, 2016

Deep Creek Bypass Valve Operation

Current River Flow at Hoyes Run CFS	Current Bypass valve opening %	Calculated Hoyes Run Flow CFS	Bypass Flow Required CFS	Bypass Valve % Open
2390.0	closed	2390.0	0.0	closed

Bypass valve required to be opened per table? ___ YES X NO

Bypass valve position logged on 'Input Area' sheet? X YES ___ NO ___N/A

Regional Operator _____

Shift Supervisor K. McKeon 2/5/2016

NOTES:

February 6, 2016

Deep Creek Bypass Valve Operation

Current River Flow at Hoyes Run CFS	Current Bypass valve opening %	Calculated Hoyes Run Flow CFS	Bypass Flow Required CFS	Bypass Valve % Open
1805.0	0.0	1805.0	0.0	closed

Bypass valve required to be opened per table? ___ YES ___✓ NO

Bypass valve position logged on 'Input Area' sheet? ___✓ YES ___ NO ___N/A

Regional Operator _____

Shift Supervisor _____

NOTES:

February 7, 2016

Deep Creek Bypass Valve Operation

Current River Flow at Hoyes Run CFS	Current Bypass valve opening %	Calculated Hoyes Run Flow CFS	Bypass Flow Required CFS	Bypass Valve % Open
1220.0	0.0	1220.0	0.0	closed

Bypass valve required to be opened per table? ___ YES ✓ NO

Bypass valve position logged on 'Input Area' sheet? ✓ YES ___ NO ___N/A

Regional Operator _____

Shift Supervisor _____

NOTES:

February 8, 2016

Deep Creek Bypass Valve Operation

Current River Flow at Hoyes Run CFS	Current Bypass valve opening %	Calculated Hoyes Run Flow CFS	Bypass Flow Required CFS	Bypass Valve % Open
635.0	closed	635.0	0.0	closed

Bypass valve required to be opened per table? ___ YES ✓ NO

Bypass valve position logged on 'Input Area' sheet? ✓ YES ___ NO ___N/A

Regional Operator _____

Shift Supervisor _____

NOTES:

February 9, 2016

Deep Creek Bypass Valve Operation

Current River Flow at Hoyes Run CFS	Current Bypass valve opening %	Calculated Hoyes Run Flow CFS	Bypass Flow Required CFS	Bypass Valve % Open
534.0	closed	534.0	0.0	closed

Bypass valve required to be opened per table? ___ YES ✓ NO

Bypass valve position logged on 'Input Area' sheet? ✓ YES ___ NO ___N/A

Regional Operator _____

Shift Supervisor _____

NOTES:

February 10, 2016

Deep Creek Bypass Valve Operation

Current River Flow at Hoyes Run CFS	Current Bypass valve opening %	Calculated Hoyes Run Flow CFS	Bypass Flow Required CFS	Bypass Valve % Open
468.0	closed	468.0	0.0	closed

Bypass valve required to be opened per table? ___ YES ___✓ NO

Bypass valve position logged on 'Input Area' sheet? ___✓ YES ___ NO ___N/A

Regional Operator _____

Shift Supervisor _____

NOTES:

February 11, 2016

Deep Creek Bypass Valve Operation

Current River Flow at Hoyes Run CFS	Current Bypass valve opening %	Calculated Hoyes Run Flow CFS	Bypass Flow Required CFS	Bypass Valve % Open
393.0	closed	393.0	0.0	closed

Bypass valve required to be opened per table? ___ YES ✓ NO

Bypass valve position logged on 'Input Area' sheet? ✓ YES ___ NO ___N/A

Regional Operator _____

Shift Supervisor _____

NOTES:

February 12, 2016

Deep Creek Bypass Valve Operation

Current River Flow at Hoyes Run CFS	Current Bypass valve opening %	Calculated Hoyes Run Flow CFS	Bypass Flow Required CFS	Bypass Valve % Open
366.0	closed	366.0	0.0	closed

Bypass valve required to be opened per table? ___ YES ✓ NO

Bypass valve position logged on 'Input Area' sheet? ✓ YES ___ NO ___N/A

Regional Operator _____

Shift Supervisor _____

NOTES:

February 13, 2016

Deep Creek Bypass Valve Operation

Current River Flow at Hoyes Run CFS	Current Bypass valve opening %	Calculated Hoyes Run Flow CFS	Bypass Flow Required CFS	Bypass Valve % Open
360.0	closed	360.0	0.0	closed

Bypass valve required to be opened per table? ___ YES ✓ NO

Bypass valve position logged on 'Input Area' sheet? ✓ YES ___ NO ___N/A

Regional Operator Jay McDermott

Shift Supervisor [signature]

NOTES:

February 14, 2016

Deep Creek Bypass Valve Operation

Current River Flow at Hoyes Run CFS	Current Bypass valve opening %	Calculated Hoyes Run Flow CFS	Bypass Flow Required CFS	Bypass Valve % Open
300.0	closed	300.0	0.0	closed

Bypass valve required to be opened per table? ___ YES ✓ NO

Bypass valve position logged on 'Input Area' sheet? ✓ YES ___ NO ___N/A

Regional Operator _____

Shift Supervisor _____

NOTES:

February 15, 2016

Deep Creek Bypass Valve Operation

Current River Flow at Hoyes Run CFS	Current Bypass valve opening %	Calculated Hoyes Run Flow CFS	Bypass Flow Required CFS	Bypass Valve % Open
270.0	closed	270.0	0.0	closed

Bypass valve required to be opened per table? ___ YES ☑ NO

Bypass valve position logged on 'Input Area' sheet? ☒ YES ___ NO ___N/A

Regional Operator _____

Shift Supervisor _____

NOTES:

February 16, 2016

Deep Creek Bypass Valve Operation

Current River Flow at Hoyes Run CFS	Current Bypass valve opening %	Calculated Hoyes Run Flow CFS	Bypass Flow Required CFS	Bypass Valve % Open
259.0	closed	259.0	0.0	closed

Bypass valve required to be opened per table? ___ YES ___ NO

Bypass valve position logged on 'Input Area' sheet? ___ YES ___ NO ___N/A

Regional Operator _____

Shift Supervisor _____

NOTES:

February 17, 2016

Deep Creek Bypass Valve Operation

Current River Flow at Hoyes Run CFS	Current Bypass valve opening %	Calculated Hoyes Run Flow CFS	Bypass Flow Required CFS	Bypass Valve % Open
1110.0	closed	1110.0	0.0	closed

Bypass valve required to be opened per table? ___ YES X ___ NO

Bypass valve position logged on 'Input Area' sheet? X YES ___ NO ___N/A

Regional Operator _____

Shift Supervisor _____

NOTES:

February 18, 2016

Deep Creek Bypass Valve Operation

Current River Flow at Hoyes Run CFS	Current Bypass valve opening %	Calculated Hoyes Run Flow CFS	Bypass Flow Required CFS	Bypass Valve % Open
707.0	closed	707.0	0.0	closed

Bypass valve required to be opened per table? ___ YES X NO

Bypass valve position logged on 'Input Area' sheet? X YES ___ NO ___N/A

Regional Operator _____

Shift Supervisor _____

NOTES:

February 19, 2016

Deep Creek Bypass Valve Operation

Current River Flow at Hoyes Run CFS	Current Bypass valve opening %	Calculated Hoyes Run Flow CFS	Bypass Flow Required CFS	Bypass Valve % Open
534.0	closed	534.0	0.0	closed

Bypass valve required to be opened per table? ___ YES ___NO

Bypass valve position logged on 'Input ~~Area~~' sheet? ___ YES ___ NO ___N/A

Regional Operator _____

Shift Supervisor _____ 2/19/16

NOTES:

February 20, 2016

Deep Creek Bypass Valve Operation

Current River Flow at Hoyes Run CFS	Current Bypass valve opening %	Calculated Hoyes Run Flow CFS	Bypass Flow Required CFS	Bypass Valve % Open
452.0	closed	452.0	0.0	closed

Bypass valve required to be opened per table? ___ YES ___ NO

Bypass valve position logged on 'Input Area' sheet? ___ YES ___ NO ___ N/A

Regional Operator _____

Shift Supervisor _____ 2/20/16

NOTES:

February 21, 2016

Deep Creek Bypass Valve Operation

Current River Flow at Hoyes Run CFS	Current Bypass valve opening %	Calculated Hoyes Run Flow CFS	Bypass Flow Required CFS	Bypass Valve % Open
1690.0	closed	1690.0	0.0	closed

Bypass valve required to be opened per table? ___ YES ___X___ NO

Bypass valve position logged on 'Input Area' sheet? ___X___ YES ___ NO ___N/A

Regional Operator _____

Shift Supervisor _____ 2/21/16

NOTES:

February 22, 2016

Deep Creek Bypass Valve Operation

Current River Flow at Hoyes Run CFS	Current Bypass valve opening %	Calculated Hoyes Run Flow CFS	Bypass Flow Required CFS	Bypass Valve % Open
1790.0	closed	1790.0	0.0	closed

Bypass valve required to be opened per table? ___ YES ✓ NO

Bypass valve position logged on 'Input Area' sheet? ✓ YES ___ NO ___N/A

Regional Operator 

Shift Supervisor 

NOTES:

February 23, 2016

Deep Creek Bypass Valve Operation

Current River Flow at Hoyes Run CFS	Current Bypass valve opening %	Calculated Hoyes Run Flow CFS	Bypass Flow Required CFS	Bypass Valve % Open
1180.0	closed	1180.0	0.0	closed

Bypass valve required to be opened per table? ___ YES ✓ NO

Bypass valve position logged on 'Input Area' sheet? ✓ YES ___ NO ___N/A

Regional Operator 

Shift Supervisor 

NOTES:

February 24, 2016

Deep Creek Bypass Valve Operation

Current River Flow at Hoyes Run CFS	Current Bypass valve opening %	Calculated Hoyes Run Flow CFS	Bypass Flow Required CFS	Bypass Valve % Open
866.0	closed	866.0	0.0	closed

Bypass valve required to be opened per table? ___ YES ___/___ NO

Bypass valve position logged on 'Input Area' sheet? ___/___ YES ___ NO ___N/A

Regional Operator _____

Shift Supervisor _____

NOTES:

February 25, 2016

Deep Creek Bypass Valve Operation

Current River Flow at Hoyes Run CFS	Current Bypass valve opening %	Calculated Hoyes Run Flow CFS	Bypass Flow Required CFS	Bypass Valve % Open
783.0	closed	783.0	0.0	closed

Bypass valve required to be opened per table? ___ YES ___ NO

Bypass valve position logged on 'Input Area' sheet? ___ YES ___ NO ___N/A

Regional Operator _____

Shift Supervisor _____

NOTES:

February 26, 2016

Deep Creek Bypass Valve Operation

Current River Flow at Hoyes Run CFS	Current Bypass valve opening %	Calculated Hoyes Run Flow CFS	Bypass Flow Required CFS	Bypass Valve % Open
1060.0	closed	1060.0	0.0	closed

Bypass valve required to be opened per table? ___ YES ✓ NO

Bypass valve position logged on 'Input Area' sheet? ✓ YES ___ NO ___N/A

Regional Operator _____

Shift Supervisor _____

NOTES:

February 27, 2016

Deep Creek Bypass Valve Operation

Current River Flow at Hoyes Run CFS	Current Bypass valve opening %	Calculated Hoyes Run Flow CFS	Bypass Flow Required CFS	Bypass Valve % Open
728.0	closed	728.0	0.0	closed

Bypass valve required to be opened per table? ___ YES ___ NO

Bypass valve position logged on 'Input Area' sheet? ___ YES ___ NO ___N/A

Regional Operator _____

Shift Supervisor _____

NOTES:

February 28, 2016

Deep Creek Bypass Valve Operation

Current River Flow at Hoyes Run CFS	Current Bypass valve opening %	Calculated Hoyes Run Flow CFS	Bypass Flow Required CFS	Bypass Valve % Open
606.0	closed	606.0	0.0	closed

Bypass valve required to be opened per table? ___ YES ✓ NO

Bypass valve position logged on 'Input Area' sheet? ✓ YES ___ NO ___N/A

Regional Operator _____

Shift Supervisor _____

NOTES:

February 29, 2016

Deep Creek Bypass Valve Operation

Current River Flow at Hoyes Run CFS	Current Bypass valve opening %	Calculated Hoyes Run Flow CFS	Bypass Flow Required CFS	Bypass Valve % Open
645.0	closed	645.0	0.0	closed

Bypass valve required to be opened per table? ___ YES ✓ NO

Bypass valve position logged on 'Input Area' sheet? ✓ YES ___ NO ___N/A

Regional Operator _____

Shift Supervisor _____

NOTES:

March 1, 2016

Deep Creek Bypass Valve Operation

Current River Flow at Hoyes Run CFS	Current Bypass valve opening %	Calculated Hoyes Run Flow CFS	Bypass Flow Required CFS	Bypass Valve % Open
645.0	closed	645.0	0.0	closed

Bypass valve required to be opened per table? ___ YES ✓ NO

Bypass valve position logged on 'Input Area' sheet? ✓ YES ___ NO ___N/A

Regional Operator _____

Shift Supervisor _____ 3/1/16

NOTES:

March 2, 2016

Deep Creek Bypass Valve Operation

Current River Flow at Hoyes Run CFS	Current Bypass valve opening %	Calculated Hoyes Run Flow CFS	Bypass Flow Required CFS	Bypass Valve % Open
588.0	closed	588.0	0.0	closed

Bypass valve required to be opened per table? ___ YES ✓ NO

Bypass valve position logged on 'Input Area' sheet? ✓ YES ___ NO ___N/A

Regional Operator _____

Shift Supervisor _____ 3.2.16

NOTES:

March 3, 2016

Deep Creek Bypass Valve Operation

Current River Flow at Hoyes Run CFS	Current Bypass valve opening %	Calculated Hoyes Run Flow CFS	Bypass Flow Required CFS	Bypass Valve % Open
806.0	closed	806.0	0.0	closed

Bypass valve required to be opened per table? ___ YES ✓ NO

Bypass valve position logged on 'Input Area' sheet? ✓ YES ___ NO ___N/A

Regional Operator Jay McDonald

Shift Supervisor 3/3/16

NOTES:

March 4, 2016

Deep Creek Bypass Valve Operation

Current River Flow at Hoyes Run CFS	Current Bypass valve opening %	Calculated Hoyes Run Flow CFS	Bypass Flow Required CFS	Bypass Valve % Open
626.0	closed	626.0	0.0	closed

Bypass valve required to be opened per table? ___ YES X NO

Bypass valve position logged on 'Input Area' sheet? ✓ YES ___ NO ___N/A

Regional Operator _____

Shift Supervisor _____

NOTES:

March 5, 2016

Deep Creek Bypass Valve Operation

Current River Flow at Hoyes Run CFS	Current Bypass valve opening %	Calculated Hoyes Run Flow CFS	Bypass Flow Required CFS	Bypass Valve % Open
534.0	closed	534.0	0.0	closed

Bypass valve required to be opened per table? ___ YES ✓ NO

Bypass valve position logged on 'Input Area' sheet? ✓ YES ___ NO ___N/A

Regional Operator _____

Shift Supervisor _____

NOTES:

March 6, 2016

Deep Creek Bypass Valve Operation

Current River Flow at Hoyes Run CFS	Current Bypass valve opening %	Calculated Hoyes Run Flow CFS	Bypass Flow Required CFS	Bypass Valve % Open
484.0	closed	484.0	0.0	closed

Bypass valve required to be opened per table? ___ YES ✓ NO

Bypass valve position logged on 'Input Area' sheet? ✓ YES ___ NO ___N/A

Regional Operator _____

Shift Supervisor _____

NOTES:

March 7, 2016

Deep Creek Bypass Valve Operation

Current River Flow at Hoyes Run CFS	Current Bypass valve opening %	Calculated Hoyes Run Flow CFS	Bypass Flow Required CFS	Bypass Valve % Open
460.0	closed	460.0	0.0	closed

Bypass valve required to be opened per table? ___ YES ✓ NO

Bypass valve position logged on 'Input Area' sheet? ✓ YES ___ NO ___N/A

Regional Operator _____

Shift Supervisor _____

NOTES:

March 8, 2016

Deep Creek Bypass Valve Operation

Current River Flow at Hoyes Run CFS	Current Bypass valve opening %	Calculated Hoyes Run Flow CFS	Bypass Flow Required CFS	Bypass Valve % Open
393.0	closed	393.0	0.0	closed

Bypass valve required to be opened per table? ___ YES ✓ NO

Bypass valve position logged on 'Input Area' sheet? ✓ YES ___ NO ___N/A

Regional Operator _____

Shift Supervisor _____

NOTES:

March 9, 2016

Deep Creek Bypass Valve Operation

Current River Flow at Hoyes Run CFS	Current Bypass valve opening %	Calculated Hoyes Run Flow CFS	Bypass Flow Required CFS	Bypass Valve % Open
360.0	closed	360.0	0.0	closed

Bypass valve required to be opened per table? ___ YES ✓ NO

Bypass valve position logged on 'Input Area' sheet? ✓ YES ___ NO ___N/A

Regional Operator _____

Shift Supervisor _____

NOTES:

March 10, 2016

Deep Creek Bypass Valve Operation

Current River Flow at Hoyes Run CFS	Current Bypass valve opening %	Calculated Hoyes Run Flow CFS	Bypass Flow Required CFS	Bypass Valve % Open
326.0	closed	326.0	0.0	closed

Bypass valve required to be opened per table? ___ YES ✓ NO

Bypass valve position logged on 'Input Area' sheet? ✓ YES ___ NO ___N/A

Regional Operator _____

Shift Supervisor _____

NOTES:

March 11, 2016

Deep Creek Bypass Valve Operation

Current River Flow at Hoyes Run CFS	Current Bypass valve opening %	Calculated Hoyes Run Flow CFS	Bypass Flow Required CFS	Bypass Valve % Open
306.0	closed	306.0	0.0	closed

Bypass valve required to be opened per table? ___ YES ✓ NO

Bypass valve position logged on 'Input Area' sheet? ✓ YES ___ NO ___N/A

Regional Operator _____

Shift Supervisor _____ PROSS

NOTES:

March 12, 2016

Deep Creek Bypass Valve Operation

Current River Flow at Hoyes Run CFS	Current Bypass valve opening %	Calculated Hoyes Run Flow CFS	Bypass Flow Required CFS	Bypass Valve % Open
326.0	closed	326.0	0.0	closed

Bypass valve required to be opened per table? ___ YES ___/___ NO

Bypass valve position logged on 'Input Area' sheet? ___/___ YES ___ NO ___N/A

Regional Operator _____

Shift Supervisor _____

NOTES:

March 13, 2016

Deep Creek Bypass Valve Operation

Current River Flow at Hoyes Run CFS	Current Bypass valve opening %	Calculated Hoyes Run Flow CFS	Bypass Flow Required CFS	Bypass Valve % Open
288.0	closed	288.0	0.0	closed

Bypass valve required to be opened per table? ___ YES ___✓ NO

Bypass valve position logged on 'Input Area' sheet? ___✓ YES ___ NO ___N/A

Regional Operator _____

Shift Supervisor _____

NOTES:

March 14, 2016

Deep Creek Bypass Valve Operation

Current River Flow at Hoyes Run CFS	Current Bypass valve opening %	Calculated Hoyes Run Flow CFS	Bypass Flow Required CFS	Bypass Valve % Open
783.0	closed	783.0	0.0	closed

Bypass valve required to be opened per table? ___ YES _X_ NO

Bypass valve position logged on 'Input Area' sheet? _✓_ YES ___ NO ___N/A

Regional Operator _____

Shift Supervisor _____

NOTES:

March 15, 2016

Deep Creek Bypass Valve Operation

Current River Flow at Hoyes Run CFS	Current Bypass valve opening %	Calculated Hoyes Run Flow CFS	Bypass Flow Required CFS	Bypass Valve % Open
1060.0	closed	1060.0	0.0	closed

Bypass valve required to be opened per table? ___ YES ___NO

Bypass valve position logged on 'Input Area' sheet? ___ YES ___ NO ___N/A

Regional Operator _____

Shift Supervisor _____

NOTES:

March 16, 2016

Deep Creek Bypass Valve Operation

Current River Flow at Hoyes Run CFS	Current Bypass valve opening %	Calculated Hoyes Run Flow CFS	Bypass Flow Required CFS	Bypass Valve % Open
1020.0	closed	1020.0	0.0	closed

Bypass valve required to be opened per table? ___ YES ___X NO

Bypass valve position logged on 'Input Area' sheet? ___X YES ___ NO ___N/A

Regional Operator _____

Shift Supervisor _____

NOTES:

March 17, 2016

Deep Creek Bypass Valve Operation

Current River Flow at Hoyes Run CFS	Current Bypass valve opening %	Calculated Hoyes Run Flow CFS	Bypass Flow Required CFS	Bypass Valve % Open
772.0	closed	772.0	0.0	closed

Bypass valve required to be opened per table? ___ YES ✓ NO

Bypass valve position logged on 'Input Area' sheet? ✓ YES ___ NO ___N/A

Regional Operator _____

Shift Supervisor _____

NOTES:

March 18, 2016

Deep Creek Bypass Valve Operation

Current River Flow at Hoyes Run CFS	Current Bypass valve opening %	Calculated Hoyes Run Flow CFS	Bypass Flow Required CFS	Bypass Valve % Open
616.0	closed	616.0	0.0	closed

Bypass valve required to be opened per table? ___ YES X NO

Bypass valve position logged on 'Input Area' sheet? ___ YES ___ NO ___N/A

Regional Operator _____

Shift Supervisor _____

NOTES:

March 19, 2016

Deep Creek Bypass Valve Operation

Current River Flow at Hoyes Run CFS	Current Bypass valve opening %	Calculated Hoyes Run Flow CFS	Bypass Flow Required CFS	Bypass Valve % Open
517.0	closed	517.0	0.0	closed

Bypass valve required to be opened per table? ___ YES ___X___ NO

Bypass valve position logged on 'Input Area' sheet? ___X___ YES ___ NO ___N/A

Regional Operator _____

Shift Supervisor _____

NOTES:

March 20, 2016

Deep Creek Bypass Valve Operation

Current River Flow at Hoyes Run CFS	Current Bypass valve opening %	Calculated Hoyes Run Flow CFS	Bypass Flow Required CFS	Bypass Valve % Open
468.0	closed	468.0	0.0	closed

Bypass valve required to be opened per table? ___ YES ___ NO

Bypass valve position logged on 'Input Area' sheet? ___ YES ___ NO ___N/A

Regional Operator _____

Shift Supervisor _____

NOTES:

March 21, 2016

Deep Creek Bypass Valve Operation

Current River Flow at Hoyes Run CFS	Current Bypass valve opening %	Calculated Hoyes Run Flow CFS	Bypass Flow Required CFS	Bypass Valve % Open
437.0	closed	437.0	0.0	closed

Bypass valve required to be opened per table? ___ YES X NO

Bypass valve position logged on 'Input Area' sheet? X YES ___ NO ___N/A

Regional Operator _____

Shift Supervisor _____ PRMass

NOTES:

March 22, 2016

Deep Creek Bypass Valve Operation

Current River Flow at Hoyes Run CFS	Current Bypass valve opening %	Calculated Hoyes Run Flow CFS	Bypass Flow Required CFS	Bypass Valve % Open
400.0	closed	400.0	0.0	closed

Bypass valve required to be opened per table? ___ YES X NO

Bypass valve position logged on 'Input Area' sheet? X YES ___ NO ___N/A

Regional Operator _____

Shift Supervisor _____

NOTES:

March 23, 2016

Deep Creek Bypass Valve Operation

Current River Flow at Hoyes Run CFS	Current Bypass valve opening %	Calculated Hoyes Run Flow CFS	Bypass Flow Required CFS	Bypass Valve % Open
373.0	closed	373.0	0.0	closed

Bypass valve required to be opened per table? ___ YES X NO

Bypass valve position logged on 'Input Area' sheet? X YES ___ NO ___N/A

Regional Operator _____

Shift Supervisor _____

NOTES:

March 24, 2016

Deep Creek Bypass Valve Operation

Current River Flow at Hoyes Run CFS	Current Bypass valve opening %	Calculated Hoyes Run Flow CFS	Bypass Flow Required CFS	Bypass Valve % Open
326.0	closed	326.0	0.0	closed

Bypass valve required to be opened per table? ___ YES ___ NO

Bypass valve position logged on 'Input Area' sheet? ___ YES ___ NO ___ N/A

Regional Operator _____

Shift Supervisor _____

NOTES:

March 25, 2016

Deep Creek Bypass Valve Operation

Current River Flow at Hoyes Run CFS	Current Bypass valve opening %	Calculated Hoyes Run Flow CFS	Bypass Flow Required CFS	Bypass Valve % Open
294.0	closed	294.0	0.0	closed

Bypass valve required to be opened per table? ___ YES X NO

Bypass valve position logged on 'Input Area' sheet? X YES ___ NO ___N/A

Regional Operator _____

Shift Supervisor _____

NOTES:

March 26, 2016

Deep Creek Bypass Valve Operation

Current River Flow at Hoyes Run CFS	Current Bypass valve opening %	Calculated Hoyes Run Flow CFS	Bypass Flow Required CFS	Bypass Valve % Open
339.0	closed	339.0	0.0	closed

Bypass valve required to be opened per table? ___ YES X NO

Bypass valve position logged on 'Input Area' sheet? X YES ___ NO ___N/A

Regional Operator _____

Shift Supervisor _____

NOTES:

March 27, 2016

Deep Creek Bypass Valve Operation

Current River Flow at Hoyes Run CFS	Current Bypass valve opening %	Calculated Hoyes Run Flow CFS	Bypass Flow Required CFS	Bypass Valve % Open
288.0	closed	288.0	0.0	closed

Bypass valve required to be opened per table? ___ YES X NO

Bypass valve position logged on 'Input Area' sheet? X YES ___ NO ___N/A

Regional Operator _____

Shift Supervisor _____

NOTES:

March 28, 2016

Deep Creek Bypass Valve Operation

Current River Flow at Hoyes Run CFS	Current Bypass valve opening %	Calculated Hoyes Run Flow CFS	Bypass Flow Required CFS	Bypass Valve % Open
265.0	closed	265.0	0.0	closed

Bypass valve required to be opened per table? ___ YES ___/___ NO

Bypass valve position logged on 'Input Area' sheet? ___/___ YES ___ NO ___N/A

Regional Operator _____

Shift Supervisor _____

NOTES:

March 29, 2016

Deep Creek Bypass Valve Operation

Current River Flow at Hoyes Run CFS	Current Bypass valve opening %	Calculated Hoyes Run Flow CFS	Bypass Flow Required CFS	Bypass Valve % Open
393.0	closed	393.0	0.0	closed

Bypass valve required to be opened per table? ___ YES ✓ NO

Bypass valve position logged on 'Input Area' sheet? ✓ YES ___ NO ___N/A

Regional Operator _____

Shift Supervisor _____

NOTES:

March 30, 2016

Deep Creek Bypass Valve Operation

Current River Flow at Hoyes Run CFS	Current Bypass valve opening %	Calculated Hoyes Run Flow CFS	Bypass Flow Required CFS	Bypass Valve % Open
313.0	closed	313.0	0.0	closed

Bypass valve required to be opened per table? ___ YES ✓ NO

Bypass valve position logged on 'Input Area' sheet? ✓ YES ___ NO ___N/A

Regional Operator _____

Shift Supervisor _____

NOTES:

March 31, 2016

Deep Creek Bypass Valve Operation

Current River Flow at Hoyes Run CFS	Current Bypass valve opening %	Calculated Hoyes Run Flow CFS	Bypass Flow Required CFS	Bypass Valve % Open
276.0	closed	276.0	0.0	closed

Bypass valve required to be opened per table? ___ YES ✓ NO

Bypass valve position logged on 'Input Area' sheet? ✓ YES ___ NO ___N/A

Regional Operator _____

Shift Supervisor _____

NOTES:

April 1, 2016

Deep Creek Bypass Valve Operation

Current River Flow at Hoyes Run CFS	Current Bypass valve opening %	Calculated Hoyes Run Flow CFS	Bypass Flow Required CFS	Bypass Valve % Open
270.0	closed	270.0	0.0	closed

Bypass valve required to be opened per table? ___ YES ___✓ NO

Bypass valve position logged on 'Input Area' sheet? ___✓ YES ___ NO ___N/A

Regional Operator _____

Shift Supervisor R. McKenna

NOTES:

April 2, 2016

Deep Creek Bypass Valve Operation

Current River Flow at Hoyes Run CFS	Current Bypass valve opening %	Calculated Hoyes Run Flow CFS	Bypass Flow Required CFS	Bypass Valve % Open
270.0	closed	270.0	0.0	closed

Bypass valve required to be opened per table? ___ YES ___ NO

Bypass valve position logged on 'Input Area' sheet? ___ YES ___ NO ___N/A

Regional Operator _____

Shift Supervisor _____

NOTES:

April 3, 2016

Deep Creek Bypass Valve Operation

Current River Flow at Hoyes Run CFS	Current Bypass valve opening %	Calculated Hoyes Run Flow CFS	Bypass Flow Required CFS	Bypass Valve % Open
253.0	closed	253.0	0.0	closed

Bypass valve required to be opened per table? ___ YES ___✓ NO

Bypass valve position logged on 'Input Area' sheet? ___✓ YES ___ NO ___N/A

Regional Operator _____

Shift Supervisor  4/3/16

NOTES:

April 4, 2016

Deep Creek Bypass Valve Operation

Current River Flow at Hoyes Run CFS	Current Bypass valve opening %	Calculated Hoyes Run Flow CFS	Bypass Flow Required CFS	Bypass Valve % Open
282.0	closed	282.0	0.0	closed

Bypass valve required to be opened per table? ___ YES ✓ NO

Bypass valve position logged on 'Input Area' sheet? ✓ YES ___ NO ___N/A

Regional Operator _____

Shift Supervisor _____

NOTES:

April 5, 2016

Deep Creek Bypass Valve Operation

Current River Flow at Hoyes Run CFS	Current Bypass valve opening %	Calculated Hoyes Run Flow CFS	Bypass Flow Required CFS	Bypass Valve % Open
460.0	closed	460.0	0.0	closed

Bypass valve required to be opened per table? ___ YES ✓ NO

Bypass valve position logged on 'Input Area' sheet? ___ YES ___ NO ___N/A

Regional Operator _____

Shift Supervisor _____

NOTES:

April 6, 2016

Deep Creek Bypass Valve Operation

Current River Flow at Hoyes Run CFS	Current Bypass valve opening %	Calculated Hoyes Run Flow CFS	Bypass Flow Required CFS	Bypass Valve % Open
429.0	closed	429.0	0.0	closed

Bypass valve required to be opened per table? ___ YES ✓ NO

Bypass valve position logged on 'Input Area' sheet? ✓ YES ___ NO ___N/A

Regional Operator _____

Shift Supervisor _____

NOTES:

April 7, 2016

Deep Creek Bypass Valve Operation

Current River Flow at Hoyes Run CFS	Current Bypass valve opening %	Calculated Hoyes Run Flow CFS	Bypass Flow Required CFS	Bypass Valve % Open
339.0	closed	339.0	0.0	closed

Bypass valve required to be opened per table? ___ YES ✓ NO

Bypass valve position logged on 'Input Area' sheet? ✓ YES ___ NO ___N/A

Regional Operator _____

Shift Supervisor _____

NOTES:

April 8, 2016

Deep Creek Bypass Valve Operation

Current River Flow at Hoyes Run CFS	Current Bypass valve opening %	Calculated Hoyes Run Flow CFS	Bypass Flow Required CFS	Bypass Valve % Open
616.0	closed	616.0	0.0	closed

Bypass valve required to be opened per table? ___ YES ___ NO

Bypass valve position logged on 'Input Area' sheet? ___ YES ___ NO ___N/A

Regional Operator _____

Shift Supervisor _____

NOTES:

April 9, 2016

Deep Creek Bypass Valve Operation

Current River Flow at Hoyes Run CFS	Current Bypass valve opening %	Calculated Hoyes Run Flow CFS	Bypass Flow Required CFS	Bypass Valve % Open
717.0	closed	717.0	0.0	closed

Bypass valve required to be opened per table? ___ YES X NO

Bypass valve position logged on 'Input Area' sheet? Y YES ___ NO ___N/A

Regional Operator _____

Shift Supervisor _____ 4/9/2016

NOTES:

April 10, 2016

Deep Creek Bypass Valve Operation

Current River Flow at Hoyes Run CFS	Current Bypass valve opening %	Calculated Hoyes Run Flow CFS	Bypass Flow Required CFS	Bypass Valve % Open
645.0	closed	645.0	0.0	closed

Bypass valve required to be opened per table? ___ YES X NO

Bypass valve position logged on 'Input Area' sheet? X YES ___ NO ___N/A

Regional Operator _____

Shift Supervisor _____

NOTES:

April 11, 2016

Deep Creek Bypass Valve Operation

Current River Flow at Hoyes Run CFS	Current Bypass valve opening %	Calculated Hoyes Run Flow CFS	Bypass Flow Required CFS	Bypass Valve % Open
606.0	closed	606.0	0.0	closed

Bypass valve required to be opened per table? ___ YES ___ NO

Bypass valve position logged on 'Input Area' sheet? ___ YES ___ NO ___ N/A

Regional Operator _____

Shift Supervisor _____

NOTES:

April 12, 2016

Deep Creek Bypass Valve Operation

Current River Flow at Hoyes Run CFS	Current Bypass valve opening %	Calculated Hoyes Run Flow CFS	Bypass Flow Required CFS	Bypass Valve % Open
1160.0	closed	1160.0	0.0	closed

Bypass valve required to be opened per table? ___ YES ___ NO

Bypass valve position logged on 'Input Area' sheet? ___ YES ___ NO ___N/A

Regional Operator _____

Shift Supervisor _____

NOTES:

April 13, 2016

Deep Creek Bypass Valve Operation

Current River Flow at Hoyes Run CFS	Current Bypass valve opening %	Calculated Hoyes Run Flow CFS	Bypass Flow Required CFS	Bypass Valve % Open
1120.0	closed	1120.0	0.0	closed

Bypass valve required to be opened per table? ___ YES ___ NO

Bypass valve position logged on 'Input Area' sheet? ___ YES ___ NO ___N/A

Regional Operator _____

Shift Supervisor _____

NOTES:

April 14, 2016

Deep Creek Bypass Valve Operation

Current River Flow at Hoyes Run CFS	Current Bypass valve opening %	Calculated Hoyes Run Flow CFS	Bypass Flow Required CFS	Bypass Valve % Open
795.0	closed	795.0	0.0	closed

Bypass valve required to be opened per table? ___ YES ✓ NO

Bypass valve position logged on 'Input Area' sheet? ✓ YES ___ NO ___N/A

Regional Operator _____

Shift Supervisor _____

NOTES:

April 15, 2016

Deep Creek Bypass Valve Operation

Current River Flow at Hoyes Run CFS	Current Bypass valve opening %	Calculated Hoyes Run Flow CFS	Bypass Flow Required CFS	Bypass Valve % Open
616.0	closed	616.0	0.0	closed

Bypass valve required to be opened per table? ___YES ___X___ NO

Bypass valve position logged on 'Input Area' sheet? ___X___ YES ___ NO ___N/A

Regional Operator _____

Shift Supervisor _____

NOTES:

April 16, 2016

Deep Creek Bypass Valve Operation

Current River Flow at Hoyes Run CFS	Current Bypass valve opening %	Calculated Hoyes Run Flow CFS	Bypass Flow Required CFS	Bypass Valve % Open
500.0	closed	500.0	0.0	closed

Bypass valve required to be opened per table? ___ YES X NO

Bypass valve position logged on 'Input Area' sheet? ✓ YES ___ NO ___N/A

Regional Operator _____

Shift Supervisor _____

NOTES:

April 17, 2016

Deep Creek Bypass Valve Operation

Current River Flow at Hoyes Run CFS	Current Bypass valve opening %	Calculated Hoyes Run Flow CFS	Bypass Flow Required CFS	Bypass Valve % Open
430.0	0.0	430.0	0.0	closed

Bypass valve required to be opened per table? ___ YES ✓ NO

Bypass valve position logged on 'Input Area' sheet? ✓ YES ___ NO ___N/A

Regional Operator _____

Shift Supervisor _____

NOTES:

April 18, 2016

Deep Creek Bypass Valve Operation

Current River Flow at Hoyes Run CFS	Current Bypass valve opening %	Calculated Hoyes Run Flow CFS	Bypass Flow Required CFS	Bypass Valve % Open
360.0	closed	360.0	0.0	closed

Bypass valve required to be opened per table? ___ YES ✓ ___ NO

Bypass valve position logged on 'Input Area' sheet? ✓ YES ___ NO ___N/A

Regional Operator John J. McDermott

Shift Supervisor _____

NOTES:

April 19, 2016

Deep Creek Bypass Valve Operation

Current River Flow at Hoyes Run CFS	Current Bypass valve opening %	Calculated Hoyes Run Flow CFS	Bypass Flow Required CFS	Bypass Valve % Open
313.0	closed	313.0	0.0	closed

Bypass valve required to be opened per table? ___ YES ✓ NO

Bypass valve position logged on 'Input Area' sheet? ✓ YES ___ NO ___N/A

Regional Operator _____

Shift Supervisor _____

NOTES:

April 20, 2016

Deep Creek Bypass Valve Operation

Current River Flow at Hoyes Run CFS	Current Bypass valve opening %	Calculated Hoyes Run Flow CFS	Bypass Flow Required CFS	Bypass Valve % Open
282.0	closed	282.0	0.0	closed

Bypass valve required to be opened per table? ___ YES ___/___ NO

Bypass valve position logged on 'Input Area' sheet? ___/___ YES ___ NO ___N/A

Regional Operator _____

Shift Supervisor _____ PRESS _____

NOTES:

April 21, 2016

Deep Creek Bypass Valve Operation

Current River Flow at Hoyes Run CFS	Current Bypass valve opening %	Calculated Hoyes Run Flow CFS	Bypass Flow Required CFS	Bypass Valve % Open
248.0	closed	248.0	0.0	closed

Bypass valve required to be opened per table? ___ YES ✓ NO

Bypass valve position logged on 'Input Area' sheet? ✓ YES ___ NO ___N/A

Regional Operator _____

Shift Supervisor _____ GROSS

NOTES:

April 22, 2016

Deep Creek Bypass Valve Operation

Current River Flow at Hoyes Run CFS	Current Bypass valve opening %	Calculated Hoyes Run Flow CFS	Bypass Flow Required CFS	Bypass Valve % Open
227.0	closed	227.0	0.0	closed

Bypass valve required to be opened per table? ___ YES ✓ NO

Bypass valve position logged on 'Input Area' sheet? ✓ YES ___ NO ___N/A

Regional Operator _____

Shift Supervisor _____

NOTES:

April 23, 2016

Deep Creek Bypass Valve Operation

Current River Flow at Hoyes Run CFS	Current Bypass valve opening %	Calculated Hoyes Run Flow CFS	Bypass Flow Required CFS	Bypass Valve % Open
222.0	closed	222.0	0.0	closed

Bypass valve required to be opened per table? ___ YES ✓ NO

Bypass valve position logged on 'Input Area' sheet? ✓ YES ___ NO ___N/A

Regional Operator _____

Shift Supervisor _____

NOTES:

April 24, 2016

Deep Creek Bypass Valve Operation

Current River Flow at Hoyes Run CFS	Current Bypass valve opening %	Calculated Hoyes Run Flow CFS	Bypass Flow Required CFS	Bypass Valve % Open
890.0	closed	890.0	0.0	closed

Bypass valve required to be opened per table? ___ YES ✓ NO

Bypass valve position logged on 'Input Area' sheet? ✓ YES ___ NO ___N/A

Regional Operator _____

Shift Supervisor _____

NOTES:

April 25, 2016

Deep Creek Bypass Valve Operation

Current River Flow at Hoyes Run CFS	Current Bypass valve opening %	Calculated Hoyes Run Flow CFS	Bypass Flow Required CFS	Bypass Valve % Open
468.0	closed	468.0	0.0	closed

Bypass valve required to be opened per table? ___ YES ✓ NO

Bypass valve position logged on 'Input Area' sheet? ✓ YES ___ NO ___N/A

Regional Operator _____

Shift Supervisor _____

NOTES:

April 26, 2016

Deep Creek Bypass Valve Operation

Current River Flow at Hoyes Run CFS	Current Bypass valve opening %	Calculated Hoyes Run Flow CFS	Bypass Flow Required CFS	Bypass Valve % Open
386.0	closed	386.0	0.0	closed

Bypass valve required to be opened per table? ___ YES ✓ NO

Bypass valve position logged on 'Input Area' sheet? ✓ YES ___ NO ___N/A

Regional Operator _____

Shift Supervisor _____

NOTES:

April 27, 2016

Deep Creek Bypass Valve Operation

Current River Flow at Hoyes Run CFS	Current Bypass valve opening %	Calculated Hoyes Run Flow CFS	Bypass Flow Required CFS	Bypass Valve % Open
468.0	closed	468.0	0.0	closed

Bypass valve required to be opened per table? ___ YES ___✓ NO

Bypass valve position logged on 'Input Area' sheet? ___✓ YES ___ NO ___N/A

Regional Operator _____

Shift Supervisor _____

NOTES:

April 28, 2016

Deep Creek Bypass Valve Operation

Current River Flow at Hoyes Run CFS	Current Bypass valve opening %	Calculated Hoyes Run Flow CFS	Bypass Flow Required CFS	Bypass Valve % Open
373.0	closed	373.0	0.0	closed

Bypass valve required to be opened per table? ___ YES ___✓___ NO

Bypass valve position logged on 'Input Area' sheet? ___✓___ YES ___ NO ___N/A

Regional Operator _____

Shift Supervisor _____

NOTES:

April 29, 2016

Deep Creek Bypass Valve Operation

Current River Flow at Hoyes Run CFS	Current Bypass valve opening %	Calculated Hoyes Run Flow CFS	Bypass Flow Required CFS	Bypass Valve % Open
597.0	closed	597.0	0.0	closed

Bypass valve required to be opened per table? ___ YES ~~X~~ NO

Bypass valve position logged on 'Input Area' sheet? ✓ YES ___ NO ___N/A

Regional Operator _____

Shift Supervisor _____

NOTES:

April 30, 2016

Deep Creek Bypass Valve Operation

Current River Flow at Hoyes Run CFS	Current Bypass valve opening %	Calculated Hoyes Run Flow CFS	Bypass Flow Required CFS	Bypass Valve % Open
682.5	0.0	682.5	0.0	closed

Bypass valve required to be opened per table? ___ YES ___✓ NO

Bypass valve position logged on 'Input Area' sheet? ___✓ YES ___ NO ___N/A

Regional Operator _____

Shift Supervisor _____

NOTES:

May 1, 2016

Deep Creek Bypass Valve Operation

Current River Flow at Hoyes Run CFS	Current Bypass valve opening %	Calculated Hoyes Run Flow CFS	Bypass Flow Required CFS	Bypass Valve % Open
768.0	0.0	768.0	0.0	closed

Bypass valve required to be opened per table? ___ YES ___✓___ NO

Bypass valve position logged on 'Input Area' sheet? ___✓___ YES ___ NO ___N/A

Regional Operator _____

Shift Supervisor _____

NOTES:

May 2, 2016

Deep Creek Bypass Valve Operation

Current River Flow at Hoyes Run CFS	Current Bypass valve opening %	Calculated Hoyes Run Flow CFS	Bypass Flow Required CFS	Bypass Valve % Open
854.0	closed	854.0	0.0	closed

Bypass valve required to be opened per table? ___ YES ✓ NO

Bypass valve position logged on 'Input Area' sheet? ✓ YES ___ NO ___N/A

Regional Operator _____

Shift Supervisor _____

NOTES:

May 3, 2016

Deep Creek Bypass Valve Operation

Current River Flow at Hoyes Run CFS	Current Bypass valve opening %	Calculated Hoyes Run Flow CFS	Bypass Flow Required CFS	Bypass Valve % Open
878.0	closed	878.0	0.0	closed

Bypass valve required to be opened per table? ___ YES ✓ NO

Bypass valve position logged on 'Input Area' sheet? ✓ YES ___ NO ___N/A

Regional Operator _____

Shift Supervisor _____

NOTES:

May 4, 2016

Deep Creek Bypass Valve Operation

Current River Flow at Hoyes Run CFS	Current Bypass valve opening %	Calculated Hoyes Run Flow CFS	Bypass Flow Required CFS	Bypass Valve % Open
717.0	closed	717.0	0.0	closed

Bypass valve required to be opened per table? ___ YES ✓ NO

Bypass valve position logged on 'Input Area' sheet? ✓ YES ___ NO ___N/A

Regional Operator _____

Shift Supervisor _____

NOTES:

May 5, 2016

Deep Creek Bypass Valve Operation

Current River Flow at Hoyes Run CFS	Current Bypass valve opening %	Calculated Hoyes Run Flow CFS	Bypass Flow Required CFS	Bypass Valve % Open
717.0	closed	717.0	0.0	closed

Bypass valve required to be opened per table? ___ YES ✓ NO

Bypass valve position logged on 'Input Area' sheet? ✓ YES ___ NO ___N/A

Regional Operator _____

Shift Supervisor _____

NOTES:

May 6, 2016

Deep Creek Bypass Valve Operation

Current River Flow at Hoyes Run CFS	Current Bypass valve opening %	Calculated Hoyes Run Flow CFS	Bypass Flow Required CFS	Bypass Valve % Open
916.0	closed	916.0	0.0	closed

Bypass valve required to be opened per table? ___ YES ___/___ NO

Bypass valve position logged on 'Input Area' sheet? ___/___ YES ___ NO ___N/A

Regional Operator _____

Shift Supervisor _____

NOTES:

May 7, 2016

Deep Creek Bypass Valve Operation

Current River Flow at Hoyes Run CFS	Current Bypass valve opening %	Calculated Hoyes Run Flow CFS	Bypass Flow Required CFS	Bypass Valve % Open
903.5	0.0	903.5	0.0	closed

Bypass valve required to be opened per table? ___ YES ✓ NO

Bypass valve position logged on 'Input Area' sheet? ✓ YES ___ NO ___N/A

Regional Operator _____

Shift Supervisor _____

NOTES:

May 8, 2016

Deep Creek Bypass Valve Operation

Current River Flow at Hoyes Run CFS	Current Bypass valve opening %	Calculated Hoyes Run Flow CFS	Bypass Flow Required CFS	Bypass Valve % Open
891.0	0.0	891.0	0.0	closed

Bypass valve required to be opened per table? ___ YES ✓ NO

Bypass valve position logged on 'Input Area' sheet? ✓ YES ___ NO ___N/A

Regional Operator _____

Shift Supervisor _____

NOTES:

May 9, 2016

Deep Creek Bypass Valve Operation

Current River Flow at Hoyes Run CFS	Current Bypass valve opening %	Calculated Hoyes Run Flow CFS	Bypass Flow Required CFS	Bypass Valve % Open
878.0	closed	878.0	0.0	closed

Bypass valve required to be opened per table? ___ YES X NO

Bypass valve position logged on 'Input Area' sheet? X YES ___ NO ___ N/A

Regional Operator _____

Shift Supervisor _____

NOTES:

May 10, 2016

Deep Creek Bypass Valve Operation

Current River Flow at Hoyes Run CFS	Current Bypass valve opening %	Calculated Hoyes Run Flow CFS	Bypass Flow Required CFS	Bypass Valve % Open
761.0	closed	761.0	0.0	closed

Bypass valve required to be opened per table? ___ YES X NO

Bypass valve position logged on 'Input Area' sheet? X YES ___ NO ___N/A

Regional Operator _____

Shift Supervisor _____

NOTES:

May 11, 2016

Deep Creek Bypass Valve Operation

Current River Flow at Hoyes Run CFS	Current Bypass valve opening %	Calculated Hoyes Run Flow CFS	Bypass Flow Required CFS	Bypass Valve % Open
806.0	closed	806.0	0.0	closed

Bypass valve required to be opened per table? ___ YES ☒ NO

Bypass valve position logged on 'Input Area' sheet? ☑ YES ___ NO ___N/A

Regional Operator _____

Shift Supervisor _____

NOTES:

May 12, 2016

Deep Creek Bypass Valve Operation

Current River Flow at Hoyes Run CFS	Current Bypass valve opening %	Calculated Hoyes Run Flow CFS	Bypass Flow Required CFS	Bypass Valve % Open
750.0	closed	750.0	0.0	closed

Bypass valve required to be opened per table? ___ YES X NO

Bypass valve position logged on 'Input Area' sheet? X YES ___ NO ___N/A

Regional Operator _____

Shift Supervisor _____

NOTES:

May 13, 2016

Deep Creek Bypass Valve Operation

Current River Flow at Hoyes Run CFS	Current Bypass valve opening %	Calculated Hoyes Run Flow CFS	Bypass Flow Required CFS	Bypass Valve % Open
1880.0	closed	1880.0	0.0	closed

Bypass valve required to be opened per table? ___ YES ___✓ NO

Bypass valve position logged on 'Input Area' sheet? ___✓ YES ___ NO ___N/A

Regional Operator _____

Shift Supervisor _____

NOTES:

May 14, 2016

Deep Creek Bypass Valve Operation

Current River Flow at Hoyes Run CFS	Current Bypass valve opening %	Calculated Hoyes Run Flow CFS	Bypass Flow Required CFS	Bypass Valve % Open
1554.5	0.0	1554.5	0.0	closed

Bypass valve required to be opened per table? ___ YES ✓ NO

Bypass valve position logged on 'Input Area' sheet? ✓ YES ___ NO ___N/A

Regional Operator _____

Shift Supervisor _____

NOTES:

May 15, 2016

Deep Creek Bypass Valve Operation

Current River Flow at Hoyes Run CFS	Current Bypass valve opening %	Calculated Hoyes Run Flow CFS	Bypass Flow Required CFS	Bypass Valve % Open
1229.0	0.0	1229.0	0.0	closed

Bypass valve required to be opened per table? ___ YES ✓ NO

Bypass valve position logged on 'Input Area' sheet? ✓ YES ___ NO ___N/A

Regional Operator _____

Shift Supervisor _____

NOTES:

May 16, 2016

Deep Creek Bypass Valve Operation

Current River Flow at Hoyes Run CFS	Current Bypass valve opening %	Calculated Hoyes Run Flow CFS	Bypass Flow Required CFS	Bypass Valve % Open
903.0	closed	903.0	0.0	closed

Bypass valve required to be opened per table? ___ YES ___ NO

Bypass valve position logged on 'Input Area' sheet? ___ YES ___ NO ___N/A

Regional Operator _____

Shift Supervisor _____

NOTES:

May 17, 2016

Deep Creek Bypass Valve Operation

Current River Flow at Hoyes Run CFS	Current Bypass valve opening %	Calculated Hoyes Run Flow CFS	Bypass Flow Required CFS	Bypass Valve % Open
696.0	closed	696.0	0.0	closed

Bypass valve required to be opened per table? ___ YES ___/ NO

Bypass valve position logged on 'Input Area' sheet? ___/ YES ___ NO ___N/A

Regional Operator _____

Shift Supervisor _____

NOTES:

May 18, 2016

Deep Creek Bypass Valve Operation

Current River Flow at Hoyes Run CFS	Current Bypass valve opening %	Calculated Hoyes Run Flow CFS	Bypass Flow Required CFS	Bypass Valve % Open
626.0	closed	626.0	0.0	closed

Bypass valve required to be opened per table? ___ YES ✓ NO

Bypass valve position logged on 'Input Area' sheet? ✓ YES ___ NO ___N/A

Regional Operator _____

Shift Supervisor _____

NOTES:

May 19, 2016

Deep Creek Bypass Valve Operation

Current River Flow at Hoyes Run CFS	Current Bypass valve opening %	Calculated Hoyes Run Flow CFS	Bypass Flow Required CFS	Bypass Valve % Open
2510.0	closed	2510.0	0.0	closed

Bypass valve required to be opened per table? ___ YES ✓ NO

Bypass valve position logged on 'Input Area' sheet? ✓ YES ___ NO ___N/A

Regional Operator _____

Shift Supervisor _____ PRNSS

NOTES:

May 20, 2016

Deep Creek Bypass Valve Operation

Current River Flow at Hoyes Run CFS	Current Bypass valve opening %	Calculated Hoyes Run Flow CFS	Bypass Flow Required CFS	Bypass Valve % Open
1120.0	closed	1120.0	0.0	closed

Bypass valve required to be opened per table? ___ YES ✓ NO

Bypass valve position logged on 'Input Area' sheet? ✓ YES ___ NO ___N/A

Regional Operator _____

Shift Supervisor _____

NOTES:

May 21, 2016

Deep Creek Bypass Valve Operation

Current River Flow at Hoyes Run CFS	Current Bypass valve opening %	Calculated Hoyes Run Flow CFS	Bypass Flow Required CFS	Bypass Valve % Open
818.0	closed	818.0	0.0	closed

Bypass valve required to be opened per table? ___ YES ✓ NO

Bypass valve position logged on 'Input Area' sheet? ___ YES ___ NO ___N/A

Regional Operator _____

Shift Supervisor _____

NOTES:

May 22, 2016

Deep Creek Bypass Valve Operation

Current River Flow at Hoyes Run CFS	Current Bypass valve opening %	Calculated Hoyes Run Flow CFS	Bypass Flow Required CFS	Bypass Valve % Open
2820.0	closed	2820.0	0.0	closed

Bypass valve required to be opened per table? ___ YES ✓ NO

Bypass valve position logged on 'Input Area' sheet? ✓ YES ___ NO ___N/A

Regional Operator _____

Shift Supervisor _____

NOTES:

May 23, 2016

Deep Creek Bypass Valve Operation

Current River Flow at Hoyes Run CFS	Current Bypass valve opening %	Calculated Hoyes Run Flow CFS	Bypass Flow Required CFS	Bypass Valve % Open
2340.0	closed	2340.0	0.0	closed

Bypass valve required to be opened per table? ___ YES ___/___ NO

Bypass valve position logged on 'Input Area' sheet? ___/___ YES ___ NO ___N/A

Regional Operator _____

Shift Supervisor _____

NOTES:

May 24, 2016

Deep Creek Bypass Valve Operation

Current River Flow at Hoyes Run CFS	Current Bypass valve opening %	Calculated Hoyes Run Flow CFS	Bypass Flow Required CFS	Bypass Valve % Open
1290.0	closed	1290.0	0.0	closed

Bypass valve required to be opened per table? ___ YES ✓ NO

Bypass valve position logged on 'Input Area' sheet? ✓ YES ___ NO ___N/A

Regional Operator _____

Shift Supervisor _____

NOTES:

May 25, 2016

Deep Creek Bypass Valve Operation

Current River Flow at Hoyes Run CFS	Current Bypass valve opening %	Calculated Hoyes Run Flow CFS	Bypass Flow Required CFS	Bypass Valve % Open
967.0	closed	967.0	0.0	closed

Bypass valve required to be opened per table? ___ YES ___/___ NO

Bypass valve position logged on 'Input Area' sheet? ___/___ YES ___ NO ___N/A

Regional Operator _____

Shift Supervisor _____

NOTES:

May 26, 2016

Deep Creek Bypass Valve Operation

Current River Flow at Hoyes Run CFS	Current Bypass valve opening %	Calculated Hoyes Run Flow CFS	Bypass Flow Required CFS	Bypass Valve % Open
717.0	closed	717.0	0.0	closed

Bypass valve required to be opened per table? ___ YES ___/___ NO

Bypass valve position logged on 'Input Area' sheet? ___/___ YES ___ NO ___N/A

Regional Operator _____

Shift Supervisor _____

NOTES:

May 27, 2016

Deep Creek Bypass Valve Operation

Current River Flow at Hoyes Run CFS	Current Bypass valve opening %	Calculated Hoyes Run Flow CFS	Bypass Flow Required CFS	Bypass Valve % Open
569.0	closed	569.0	0.0	closed

Bypass valve required to be opened per table? ___ YES ___ NO

Bypass valve position logged on 'Input Area' sheet? ___ YES ___ NO ___N/A

Regional Operator _____

Shift Supervisor _____

NOTES:

May 28, 2016

Deep Creek Bypass Valve Operation

Current River Flow at Hoyes Run CFS	Current Bypass valve opening %	Calculated Hoyes Run Flow CFS	Bypass Flow Required CFS	Bypass Valve % Open
452.0	closed	452.0	0.0	closed

Bypass valve required to be opened per table? ___ YES ___ NO

Bypass valve position logged on 'Input Area' sheet? ___ YES ___ NO ___N/A

Regional Operator _____

Shift Supervisor _____

NOTES:

May 29, 2016

Deep Creek Bypass Valve Operation

Current River Flow at Hoyes Run CFS	Current Bypass valve opening %	Calculated Hoyes Run Flow CFS	Bypass Flow Required CFS	Bypass Valve % Open
380.0	closed	380.0	0.0	closed

Bypass valve required to be opened per table? ___ YES ___ NO

Bypass valve position logged on 'Input Area' sheet? ___ YES ___ NO ___N/A

Regional Operator _____

Shift Supervisor _____

NOTES:

May 30, 2016

Deep Creek Bypass Valve Operation

Current River Flow at Hoyes Run CFS	Current Bypass valve opening %	Calculated Hoyes Run Flow CFS	Bypass Flow Required CFS	Bypass Valve % Open
346.0	closed	346.0	0.0	closed

Bypass valve required to be opened per table? ___ YES ✓ NO

Bypass valve position logged on 'Input Area' sheet? ✓ YES ___ NO ___N/A

Regional Operator _____

Shift Supervisor _____

NOTES:

May 31, 2016

Deep Creek Bypass Valve Operation

Current River Flow at Hoyes Run CFS	Current Bypass valve opening %	Calculated Hoyes Run Flow CFS	Bypass Flow Required CFS	Bypass Valve % Open
319.0	closed	319.0	0.0	closed

Bypass valve required to be opened per table? ___ YES ✓ NO

Bypass valve position logged on 'Input Area' sheet? ✓ YES ___ NO ___N/A

Regional Operator _____

Shift Supervisor _____

NOTES:

June 1, 2016

Deep Creek Bypass Valve Operation

Current River Flow at Hoyes Run CFS	Current Bypass valve opening %	Calculated Hoyes Run Flow CFS	Bypass Flow Required CFS	Bypass Valve % Open
259.0	closed	259.0	0.0	closed

Bypass valve required to be opened per table? ___ YES ✓ NO

Bypass valve position logged on 'Input Area' sheet? ___ YES ___ NO ___N/A

Regional Operator _____

Shift Supervisor _____

NOTES:

June 2, 2016

Deep Creek Bypass Valve Operation

Current River Flow at Hoyes Run CFS	Current Bypass valve opening %	Calculated Hoyes Run Flow CFS	Bypass Flow Required CFS	Bypass Valve % Open
212.0	closed	212.0	0.0	closed

Bypass valve required to be opened per table? ___ YES ✓ NO

Bypass valve position logged on 'Input Area' sheet? ✓ YES ___ NO ___N/A

Regional Operator _____

Shift Supervisor _____

NOTES:

June 3, 2016

Deep Creek Bypass Valve Operation

Current River Flow at Hoyes Run CFS	Current Bypass valve opening %	Calculated Hoyes Run Flow CFS	Bypass Flow Required CFS	Bypass Valve % Open
198.0	closed	198.0	0.0	closed

Bypass valve required to be opened per table? ___ YES ✓ NO

Bypass valve position logged on 'Input Area' sheet? ✓ YES ___ NO ___N/A

Regional Operator _____

Shift Supervisor _____ pass

NOTES:

June 4, 2016

Deep Creek Bypass Valve Operation

Current River Flow at Hoyes Run CFS	Current Bypass valve opening %	Calculated Hoyes Run Flow CFS	Bypass Flow Required CFS	Bypass Valve % Open
194.0	closed	194.0	0.0	closed

Bypass valve required to be opened per table? ___ YES ✓ NO

Bypass valve position logged on 'Input Area' sheet? ✓ YES ___ NO ___N/A

Regional Operator _____

Shift Supervisor _____

NOTES:

June 5, 2016

Deep Creek Bypass Valve Operation

Current River Flow at Hoyes Run CFS	Current Bypass valve opening %	Calculated Hoyes Run Flow CFS	Bypass Flow Required CFS	Bypass Valve % Open
164.0	closed	164.0	0.0	closed

Bypass valve required to be opened per table? ___ YES ✓ NO

Bypass valve position logged on 'Input Area' sheet? ✓ YES ___ NO ___N/A

Regional Operator _____

Shift Supervisor _____ 6/2/16

NOTES:

June 6, 2016

Deep Creek Bypass Valve Operation

Current River Flow at Hoyes Run CFS	Current Bypass valve opening %	Calculated Hoyes Run Flow CFS	Bypass Flow Required CFS	Bypass Valve % Open
265.0	closed	265.0	0.0	closed

Bypass valve required to be opened per table? ___ YES ✓ NO

Bypass valve position logged on 'Input Area' sheet? ✓ YES ___ NO ___N/A

Regional Operator _____

Shift Supervisor _____

NOTES:

June 7, 2016

Deep Creek Bypass Valve Operation

Current River Flow at Hoyes Run CFS	Current Bypass valve opening %	Calculated Hoyes Run Flow CFS	Bypass Flow Required CFS	Bypass Valve % Open
222.0	closed	222.0	0.0	closed

Bypass valve required to be opened per table? ___ YES ✓ NO

Bypass valve position logged on 'Input Area' sheet? ✓ YES ___ NO ___N/A

Regional Operator 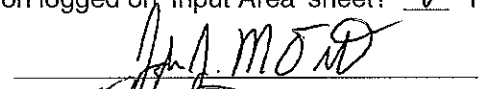

Shift Supervisor 

NOTES:

June 8, 2016

Deep Creek Bypass Valve Operation

Current River Flow at Hoyes Run CFS	Current Bypass valve opening %	Calculated Hoyes Run Flow CFS	Bypass Flow Required CFS	Bypass Valve % Open
164.0	closed	164.0	0.0	closed

Bypass valve required to be opened per table? ___ YES ✓ NO

Bypass valve position logged on 'Input Area' sheet? ✓ YES ___ NO ___N/A

Regional Operator _____

Shift Supervisor _____

NOTES:

June 9, 2016

Deep Creek Bypass Valve Operation

Current River Flow at Hoyes Run CFS	Current Bypass valve opening %	Calculated Hoyes Run Flow CFS	Bypass Flow Required CFS	Bypass Valve % Open
141.0	closed	141.0	0.0	closed

Bypass valve required to be opened per table? ___ YES ✓ NO

Bypass valve position logged on 'Input Area' sheet? ✓ YES ___ NO ___N/A

Regional Operator 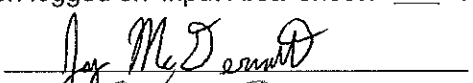

Shift Supervisor 

NOTES:

June 10, 2016

Deep Creek Bypass Valve Operation

Current River Flow at Hoyes Run CFS	Current Bypass valve opening %	Calculated Hoyes Run Flow CFS	Bypass Flow Required CFS	Bypass Valve % Open
124.0	closed	124.0	0.0	closed

Bypass valve required to be opened per table? ___ YES ✓ NO

Bypass valve position logged on 'Input Area' sheet? ✓ YES ___ NO ___N/A

Regional Operator _____

Shift Supervisor _____

NOTES:

June 11, 2016

Deep Creek Bypass Valve Operation

Current River Flow at Hoyes Run CFS	Current Bypass valve opening %	Calculated Hoyes Run Flow CFS	Bypass Flow Required CFS	Bypass Valve % Open
115.0	closed	115.0	0.0	closed

Bypass valve required to be opened per table? ___ YES ✓ NO

Bypass valve position logged on 'Input Area' sheet? ✓ YES ___ NO ___N/A

Regional Operator _____

Shift Supervisor _____

NOTES:

June 12, 2016

Deep Creek Bypass Valve Operation

Current River Flow at Hoyes Run CFS	Current Bypass valve opening %	Calculated Hoyes Run Flow CFS	Bypass Flow Required CFS	Bypass Valve % Open
103.0	closed	103.0	0.0	closed

Bypass valve required to be opened per table? ___ YES X NO

Bypass valve position logged on 'Input Area' sheet? ✓ YES ___ NO ___N/A

Regional Operator _____

Shift Supervisor _____

NOTES:

June 13, 2016

Deep Creek Bypass Valve Operation

Current River Flow at Hoyes Run CFS	Current Bypass valve opening %	Calculated Hoyes Run Flow CFS	Bypass Flow Required CFS	Bypass Valve % Open
92.0	closed	92.0	0.0	closed

Bypass valve required to be opened per table? ___ YES ✓ NO

Bypass valve position logged on 'Input Area' sheet? ✓ YES ___ NO ___N/A

Regional Operator _____

Shift Supervisor _____

NOTES:

June 14, 2016

Deep Creek Bypass Valve Operation

Current River Flow at Hoyes Run CFS	Current Bypass valve opening %	Calculated Hoyes Run Flow CFS	Bypass Flow Required CFS	Bypass Valve % Open
87.0	closed	87.0	0.0	closed

Bypass valve required to be opened per table? ___ YES ___/___ NO

Bypass valve position logged on 'Input Area' sheet? ___/___ YES ___ NO ___N/A

Regional Operator _____

Shift Supervisor _____

NOTES:

June 15, 2016

Deep Creek Bypass Valve Operation

Current River Flow at Hoyes Run CFS	Current Bypass valve opening %	Calculated Hoyes Run Flow CFS	Bypass Flow Required CFS	Bypass Valve % Open
87.0	closed	87.0	0.0	closed

Bypass valve required to be opened per table? ___ YES ✓ NO

Bypass valve position logged on 'Input Area' sheet? ✓ YES ___ NO ___N/A

Regional Operator _____

Shift Supervisor _____

NOTES:

June 16, 2016

Deep Creek Bypass Valve Operation

Current River Flow at Hoyes Run CFS	Current Bypass valve opening %	Calculated Hoyes Run Flow CFS	Bypass Flow Required CFS	Bypass Valve % Open
111.0	closed	111.0	0.0	closed

Bypass valve required to be opened per table? ___ YES ✓ NO

Bypass valve position logged on 'Input Area' sheet? ✓ YES ___ NO ___N/A

Regional Operator _____

Shift Supervisor _____

NOTES:

June 17, 2016

Deep Creek Bypass Valve Operation

Current River Flow at Hoyes Run CFS	Current Bypass valve opening %	Calculated Hoyes Run Flow CFS	Bypass Flow Required CFS	Bypass Valve % Open
148.0	closed	148.0	0.0	closed

Bypass valve required to be opened per table? ___ YES ✓ NO

Bypass valve position logged on 'Input Area' sheet? ✓ YES ___ NO ___N/A

Regional Operator _____

Shift Supervisor _____

NOTES:

June 18, 2016

Deep Creek Bypass Valve Operation

Current River Flow at Hoyes Run CFS	Current Bypass valve opening %	Calculated Hoyes Run Flow CFS	Bypass Flow Required CFS	Bypass Valve % Open
1180.0	closed	1180.0	0.0	closed

Bypass valve required to be opened per table? ___ YES ✓ NO

Bypass valve position logged on 'Input Area' sheet? ✓ YES ___ NO ___N/A

Regional Operator _____

Shift Supervisor _____

NOTES:

June 19, 2016

Deep Creek Bypass Valve Operation

Current River Flow at Hoyes Run CFS	Current Bypass valve opening %	Calculated Hoyes Run Flow CFS	Bypass Flow Required CFS	Bypass Valve % Open
903.0	closed	903.0	0.0	closed

Bypass valve required to be opened per table? ___ YES ✓ NO

Bypass valve position logged on 'Input Area' sheet? ✓ YES ___ NO ___N/A

Regional Operator _____

Shift Supervisor _____

NOTES:

June 20, 2016

Deep Creek Bypass Valve Operation

Current River Flow at Hoyes Run CFS	Current Bypass valve opening %	Calculated Hoyes Run Flow CFS	Bypass Flow Required CFS	Bypass Valve % Open
164.0	closed	164.0	0.0	closed

Bypass valve required to be opened per table? ___ YES ✓ NO

Bypass valve position logged on 'Input Area' sheet? ✓ YES ___ NO ___N/A

Regional Operator _____

Shift Supervisor _____

NOTES:

June 21, 2016

Deep Creek Bypass Valve Operation

Current River Flow at Hoyes Run CFS	Current Bypass valve opening %	Calculated Hoyes Run Flow CFS	Bypass Flow Required CFS	Bypass Valve % Open
138.0	closed	138.0	0.0	closed

Bypass valve required to be opened per table? ___ YES ✓ NO

Bypass valve position logged on 'Input Area' sheet? ✓ YES ___ NO ___ N/A

Regional Operator _____

Shift Supervisor _____

NOTES:

June 22, 2016

Deep Creek Bypass Valve Operation

Current River Flow at Hoyes Run CFS	Current Bypass valve opening %	Calculated Hoyes Run Flow CFS	Bypass Flow Required CFS	Bypass Valve % Open
141.0	closed	141.0	0.0	closed

Bypass valve required to be opened per table? ___ YES ✓ NO

Bypass valve position logged on 'Input Area' sheet? ✓ YES ___ NO ___N/A

Regional Operator _____

Shift Supervisor _____

NOTES:

June 23, 2016

Deep Creek Bypass Valve Operation

Current River Flow at Hoyes Run CFS	Current Bypass valve opening %	Calculated Hoyes Run Flow CFS	Bypass Flow Required CFS	Bypass Valve % Open
145.0	closed	145.0	0.0	closed

Bypass valve required to be opened per table? ___ YES ___/___ NO

Bypass valve position logged on 'Input Area' sheet? ___/___ YES ___ NO ___N/A

Regional Operator _____

Shift Supervisor _____

NOTES:

June 24, 2016

Deep Creek Bypass Valve Operation

Current River Flow at Hoyes Run CFS	Current Bypass valve opening %	Calculated Hoyes Run Flow CFS	Bypass Flow Required CFS	Bypass Valve % Open
360.0	closed	360.0	0.0	closed

Bypass valve required to be opened per table? ___ YES X NO

Bypass valve position logged on 'Input Area' sheet? X YES ___ NO ___N/A

Regional Operator _____

Shift Supervisor _____ 6/24/16

NOTES:

June 25, 2016

Deep Creek Bypass Valve Operation

Current River Flow at Hoyes Run CFS	Current Bypass valve opening %	Calculated Hoyes Run Flow CFS	Bypass Flow Required CFS	Bypass Valve % Open
326.0	closed	326.0	0.0	closed

Bypass valve required to be opened per table? ___ YES X NO

Bypass valve position logged on 'Input Area' sheet? X YES ___ NO ___N/A

Regional Operator _____

Shift Supervisor R. McLaren 6/25/16

NOTES:

June 26, 2016

Deep Creek Bypass Valve Operation

Current River Flow at Hoyes Run CFS	Current Bypass valve opening %	Calculated Hoyes Run Flow CFS	Bypass Flow Required CFS	Bypass Valve % Open
237.0	closed	237.0	0.0	closed

Bypass valve required to be opened per table? ___ YES ___X___ NO

Bypass valve position logged on 'Input Area' sheet? ___X___ YES ___ NO ___ N/A

Regional Operator _____

Shift Supervisor _____ 6/26/16

NOTES:

June 27, 2016

Deep Creek Bypass Valve Operation

Current River Flow at Hoyes Run CFS	Current Bypass valve opening %	Calculated Hoyes Run Flow CFS	Bypass Flow Required CFS	Bypass Valve % Open
164.0	closed	164.0	0.0	closed

Bypass valve required to be opened per table? ___ YES ✓ NO

Bypass valve position logged on 'Input Area' sheet? ✓ YES ___ NO ___N/A

Regional Operator _____

Shift Supervisor _____

NOTES:

June 28, 2016

Deep Creek Bypass Valve Operation

Current River Flow at Hoyes Run CFS	Current Bypass valve opening %	Calculated Hoyes Run Flow CFS	Bypass Flow Required CFS	Bypass Valve % Open
141.0	closed	141.0	0.0	closed

Bypass valve required to be opened per table? ___ YES ✓ NO

Bypass valve position logged on 'Input Area' sheet? ✓ YES ___ NO ___N/A

Regional Operator _____

Shift Supervisor _____

NOTES:

June 29, 2016

Deep Creek Bypass Valve Operation

Current River Flow at Hoyes Run CFS	Current Bypass valve opening %	Calculated Hoyes Run Flow CFS	Bypass Flow Required CFS	Bypass Valve % Open
121.0	closed	121.0	0.0	closed

Bypass valve required to be opened per table? ___ YES ✓ NO

Bypass valve position logged on 'Input Area' sheet? ✓ YES ___ NO ___N/A

Regional Operator _____

Shift Supervisor _____

NOTES:

June 30, 2016

Deep Creek Bypass Valve Operation

Current River Flow at Hoyes Run CFS	Current Bypass valve opening %	Calculated Hoyes Run Flow CFS	Bypass Flow Required CFS	Bypass Valve % Open
109.0	closed	109.0	0.0	closed

Bypass valve required to be opened per table? ___ YES ✓ NO

Bypass valve position logged on 'Input Area' sheet? ✓ YES ___ NO ___N/A

Regional Operator _____

Shift Supervisor _____

NOTES:

July 1, 2016

Deep Creek Bypass Valve Operation

Current River Flow at Hoyes Run CFS	Current Bypass valve opening %	Calculated Hoyes Run Flow CFS	Bypass Flow Required CFS	Bypass Valve % Open
100.0	closed	100.0	0.0	closed

Bypass valve required to be opened per table? ___ YES X NO

Bypass valve position logged on 'Input Area' sheet? X YES ___ NO ___N/A

Regional Operator 

Shift Supervisor 

NOTES:

July 2, 2016

Deep Creek Bypass Valve Operation

Current River Flow at Hoyes Run CFS	Current Bypass valve opening %	Calculated Hoyes Run Flow CFS	Bypass Flow Required CFS	Bypass Valve % Open
92.0	closed	92.0	0.0	closed

Bypass valve required to be opened per table? ___ YES X NO

Bypass valve position logged on 'Input Area' sheet? X YES ___ NO ___N/A

Regional Operator _____

Shift Supervisor _____

NOTES:

July 3, 2016

Deep Creek Bypass Valve Operation

Current River Flow at Hoyes Run CFS	Current Bypass valve opening %	Calculated Hoyes Run Flow CFS	Bypass Flow Required CFS	Bypass Valve % Open
87.0	closed	87.0	0.0	closed

Bypass valve required to be opened per table? ___ YES X NO

Bypass valve position logged on 'Input Area' sheet? X YES ___ NO ___N/A

Regional Operator _____

Shift Supervisor _____

NOTES:

July 4, 2016

Deep Creek Bypass Valve Operation

Current River Flow at Hoyes Run CFS	Current Bypass valve opening %	Calculated Hoyes Run Flow CFS	Bypass Flow Required CFS	Bypass Valve % Open
82.0	closed	82.0	0.0	closed

Bypass valve required to be opened per table? ___ YES X NO

Bypass valve position logged on 'Input Area' sheet? X YES ___ NO ___N/A

Regional Operator _____

Shift Supervisor R. McClain 7/04/2016

NOTES:

July 5, 2016

Deep Creek Bypass Valve Operation

Current River Flow at Hoyes Run CFS	Current Bypass valve opening %	Calculated Hoyes Run Flow CFS	Bypass Flow Required CFS	Bypass Valve % Open
393.0	closed	393.0	0.0	closed

Bypass valve required to be opened per table? ___ YES X NO

Bypass valve position logged on 'Input Area' sheet? X YES ___ NO ___ N/A

Regional Operator _____

Shift Supervisor _____ 7/5/16

NOTES:

July 6, 2016

Deep Creek Bypass Valve Operation

Current River Flow at Hoyes Run CFS	Current Bypass valve opening %	Calculated Hoyes Run Flow CFS	Bypass Flow Required CFS	Bypass Valve % Open
655.0	closed	655.0	0.0	closed

Bypass valve required to be opened per table? ___ YES X NO

Bypass valve position logged on 'Input Area' sheet? X YES ___ NO ___N/A

Regional Operator _____

Shift Supervisor R. McLaw 7/6/2016

NOTES:

July 7, 2016

Deep Creek Bypass Valve Operation

Current River Flow at Hoyes Run CFS	Current Bypass valve opening %	Calculated Hoyes Run Flow CFS	Bypass Flow Required CFS	Bypass Valve % Open
373.0	closed	373.0	0.0	closed

Bypass valve required to be opened per table? ___ YES X NO

Bypass valve position logged on 'Input Area' sheet? X YES ___ NO ___ N/A

Regional Operator _____

Shift Supervisor _____ 7/07/2016

NOTES:

July 8, 2016

Deep Creek Bypass Valve Operation

Current River Flow at Hoyes Run CFS	Current Bypass valve opening %	Calculated Hoyes Run Flow CFS	Bypass Flow Required CFS	Bypass Valve % Open
276.0	closed	276.0	0.0	closed

Bypass valve required to be opened per table? ___ YES ✓ NO

Bypass valve position logged on 'Input Area' sheet? ✓ YES ___ NO ___N/A

Regional Operator _____

Shift Supervisor _____

NOTES:

July 9, 2016

Deep Creek Bypass Valve Operation

Current River Flow at Hoyes Run CFS	Current Bypass valve opening %	Calculated Hoyes Run Flow CFS	Bypass Flow Required CFS	Bypass Valve % Open
217.0	closed	217.0	0.0	closed

Bypass valve required to be opened per table? ___ YES ___✓ NO

Bypass valve position logged on 'Input Area' sheet? ___✓ YES ___ NO ___N/A

Regional Operator _____

Shift Supervisor _____

NOTES:

July 10, 2016

Deep Creek Bypass Valve Operation

Current River Flow at Hoyes Run CFS	Current Bypass valve opening %	Calculated Hoyes Run Flow CFS	Bypass Flow Required CFS	Bypass Valve % Open
180.0	closed	180.0	0.0	closed

Bypass valve required to be opened per table? ___ YES ✓ NO

Bypass valve position logged on 'Input Area' sheet? ✓ YES ___ NO ___N/A

Regional Operator _____

Shift Supervisor _____

NOTES:

July 11, 2016

Deep Creek Bypass Valve Operation

Current River Flow at Hoyes Run CFS	Current Bypass valve opening %	Calculated Hoyes Run Flow CFS	Bypass Flow Required CFS	Bypass Valve % Open
148.0	closed	148.0	0.0	closed

Bypass valve required to be opened per table? ___ YES X NO

Bypass valve position logged on 'Input Area' sheet? X YES ___ NO ___N/A

Regional Operator _____

Shift Supervisor _____

NOTES:

July 12, 2016

Deep Creek Bypass Valve Operation

Current River Flow at Hoyes Run CFS	Current Bypass valve opening %	Calculated Hoyes Run Flow CFS	Bypass Flow Required CFS	Bypass Valve % Open
131.0	closed	131.0	0.0	closed

Bypass valve required to be opened per table? ___ YES ✓ NO

Bypass valve position logged on 'Input Area' sheet? ✓ YES ___ NO ___N/A

Regional Operator _____

Shift Supervisor _____

NOTES:

July 13, 2016

Deep Creek Bypass Valve Operation

Current River Flow at Hoyes Run CFS	Current Bypass valve opening %	Calculated Hoyes Run Flow CFS	Bypass Flow Required CFS	Bypass Valve % Open
111.0	closed	111.0	0.0	closed

Bypass valve required to be opened per table? ___ YES X NO

Bypass valve position logged on 'Input Area' sheet? X YES ___ NO ___ N/A

Regional Operator _____

Shift Supervisor _____

NOTES:

July 14, 2016

Deep Creek Bypass Valve Operation

Current River Flow at Hoyes Run CFS	Current Bypass valve opening %	Calculated Hoyes Run Flow CFS	Bypass Flow Required CFS	Bypass Valve % Open
109.0	closed	109.0	0.0	closed

Bypass valve required to be opened per table? ___ YES X NO

Bypass valve position logged on 'Input Area' sheet? X YES ___ NO ___N/A

Regional Operator _____

Shift Supervisor _____

NOTES:

July 15, 2016

Deep Creek Bypass Valve Operation

Current River Flow at Hoyes Run CFS	Current Bypass valve opening %	Calculated Hoyes Run Flow CFS	Bypass Flow Required CFS	Bypass Valve % Open
106.0	closed	106.0	0.0	closed

Bypass valve required to be opened per table? ___ YES ___✓ NO

Bypass valve position logged on 'Input Area' sheet? ___✓ YES ___ NO ___N/A

Regional Operator _____

Shift Supervisor _____

NOTES:

July 16, 2016

Deep Creek Bypass Valve Operation

Current River Flow at Hoyes Run CFS	Current Bypass valve opening %	Calculated Hoyes Run Flow CFS	Bypass Flow Required CFS	Bypass Valve % Open
92.0	closed	92.0	0.0	closed

Bypass valve required to be opened per table? ___ YES ✓ NO

Bypass valve position logged on 'Input Area' sheet? ✓ YES ___ NO ___N/A

Regional Operator _____

Shift Supervisor _____

NOTES:

July 17, 2016

Deep Creek Bypass Valve Operation

Current River Flow at Hoyes Run CFS	Current Bypass valve opening %	Calculated Hoyes Run Flow CFS	Bypass Flow Required CFS	Bypass Valve % Open
89.0	closed	89.0	0.0	closed

Bypass valve required to be opened per table? ___ YES ✓ NO

Bypass valve position logged on 'Input Area' sheet? ✓ YES ___ NO ___N/A

Regional Operator _____

Shift Supervisor 

NOTES:

July 18, 2016

Deep Creek Bypass Valve Operation

Current River Flow at Hoyes Run CFS	Current Bypass valve opening %	Calculated Hoyes Run Flow CFS	Bypass Flow Required CFS	Bypass Valve % Open
79.0	closed	79.0	0.0	closed

Bypass valve required to be opened per table? ___ YES ___✓___ NO

Bypass valve position logged on 'Input Area' sheet? ___✓___ YES ___ NO ___N/A

Regional Operator _____

Shift Supervisor _____

NOTES:

July 19, 2016

Deep Creek Bypass Valve Operation

Current River Flow at Hoyes Run CFS	Current Bypass valve opening %	Calculated Hoyes Run Flow CFS	Bypass Flow Required CFS	Bypass Valve % Open
87.0	closed	87.0	0.0	closed

Bypass valve required to be opened per table? ___ YES ✓ NO

Bypass valve position logged on 'Input Area' sheet? ✓ YES ___ NO ___N/A

Regional Operator _____

Shift Supervisor _____

NOTES:

July 20, 2016

Deep Creek Bypass Valve Operation

Current River Flow at Hoyes Run CFS	Current Bypass valve opening %	Calculated Hoyes Run Flow CFS	Bypass Flow Required CFS	Bypass Valve % Open
92.0	closed	92.0	0.0	closed

Bypass valve required to be opened per table? ___ YES ✓ NO

Bypass valve position logged on 'Input Area' sheet? ✓ YES ___ NO ___N/A

Regional Operator _____

Shift Supervisor _____

NOTES:

July 21, 2016

Deep Creek Bypass Valve Operation

Current River Flow at Hoyes Run CFS	Current Bypass valve opening %	Calculated Hoyes Run Flow CFS	Bypass Flow Required CFS	Bypass Valve % Open
75.0	closed	75.0	0.0	closed

Bypass valve required to be opened per table? ___ YES ✓ NO

Bypass valve position logged on 'Input Area' sheet? ✓ YES ___ NO ___N/A

Regional Operator _____

Shift Supervisor _____

NOTES:

July 22, 2016

Deep Creek Bypass Valve Operation

Current River Flow at Hoyes Run CFS	Current Bypass valve opening %	Calculated Hoyes Run Flow CFS	Bypass Flow Required CFS	Bypass Valve % Open
60.0	closed	60.0	0.0	closed

Bypass valve required to be opened per table? ___ YES ✓ NO

Bypass valve position logged on 'Input Area' sheet? ✓ YES ___ NO ___N/A

Regional Operator _____

Shift Supervisor _____

7/22/16

NOTES:

July 23, 2016

Deep Creek Bypass Valve Operation

Current River Flow at Hoyes Run CFS	Current Bypass valve opening %	Calculated Hoyes Run Flow CFS	Bypass Flow Required CFS	Bypass Valve % Open
60.0	closed	60.0	0.0	closed

Bypass valve required to be opened per table? ___ YES ___✓ NO

Bypass valve position logged on 'Input Area' sheet? ___✓ YES ___ NO ___N/A

Regional Operator _____

Shift Supervisor _____ 7/23/16

NOTES:

July 24, 2016

Deep Creek Bypass Valve Operation

Current River Flow at Hoyes Run CFS	Current Bypass valve opening %	Calculated Hoyes Run Flow CFS	Bypass Flow Required CFS	Bypass Valve % Open
64.0	closed	64.0	0.0	closed

Bypass valve required to be opened per table? ___ YES ___ NO

Bypass valve position logged on 'Input Area' sheet? ___ YES ___ NO ___N/A

Regional Operator _____

Shift Supervisor R. McKeen 7/24/16

NOTES:

July 25, 2016

Deep Creek Bypass Valve Operation

Current River Flow at Hoyes Run CFS	Current Bypass valve opening %	Calculated Hoyes Run Flow CFS	Bypass Flow Required CFS	Bypass Valve % Open
58.0	closed	58.0	0.0	closed

Bypass valve required to be opened per table? ___ YES ___✓ NO

Bypass valve position logged on 'Input Area' sheet? ___✓ YES ___ NO ___N/A

Regional Operator _____

Shift Supervisor _____

NOTES:

July 26, 2016

Deep Creek Bypass Valve Operation

Current River Flow at Hoyes Run CFS	Current Bypass valve opening %	Calculated Hoyes Run Flow CFS	Bypass Flow Required CFS	Bypass Valve % Open
56.0	closed	56.0	0.0	closed

Bypass valve required to be opened per table? ___ YES ✓ NO

Bypass valve position logged on 'Input Area' sheet? ✓ YES ___ NO ___N/A

Regional Operator _____

Shift Supervisor _____

NOTES:

July 27, 2016

Deep Creek Bypass Valve Operation

Current River Flow at Hoyes Run CFS	Current Bypass valve opening %	Calculated Hoyes Run Flow CFS	Bypass Flow Required CFS	Bypass Valve % Open
53.0	closed	53.0	0.0	closed

Bypass valve required to be opened per table? ___ YES ✓ NO

Bypass valve position logged on 'Input Area' sheet? ✓ YES ___ NO ___N/A

Regional Operator _____

Shift Supervisor _____

NOTES:

July 28, 2016

Deep Creek Bypass Valve Operation

Current River Flow at Hoyes Run CFS	Current Bypass valve opening %	Calculated Hoyes Run Flow CFS	Bypass Flow Required CFS	Bypass Valve % Open
53.0	closed	53.0	0.0	closed

Bypass valve required to be opened per table? ___ YES ✓ NO

Bypass valve position logged on 'Input Area' sheet? ✓ YES ___ NO ___N/A

Regional Operator _____

Shift Supervisor _____

NOTES:

July 29, 2016

Deep Creek Bypass Valve Operation

Current River Flow at Hoyes Run CFS	Current Bypass valve opening %	Calculated Hoyes Run Flow CFS	Bypass Flow Required CFS	Bypass Valve % Open
265.0	closed	265.0	0.0	closed

Bypass valve required to be opened per table? ___ YES ___✓ NO

Bypass valve position logged on 'Input Area' sheet? ___✓ YES ___ NO ___N/A

Regional Operator _____

Shift Supervisor _____

NOTES:

July 30, 2016

Deep Creek Bypass Valve Operation

Current River Flow at Hoyes Run CFS	Current Bypass valve opening %	Calculated Hoyes Run Flow CFS	Bypass Flow Required CFS	Bypass Valve % Open
198.0	closed	198.0	0.0	closed

Bypass valve required to be opened per table? ___ YES ___✓ NO

Bypass valve position logged on 'Input Area' sheet? ___✓ YES ___ NO ___N/A

Regional Operator _____

Shift Supervisor _____

NOTES:

July 31, 2016

Deep Creek Bypass Valve Operation

Current River Flow at Hoyes Run CFS	Current Bypass valve opening %	Calculated Hoyes Run Flow CFS	Bypass Flow Required CFS	Bypass Valve % Open
121.0	closed	121.0	0.0	closed

Bypass valve required to be opened per table? X YES X NO

Bypass valve position logged on 'Input Area' sheet? X YES ___ NO ___N/A

Regional Operator _____

Shift Supervisor _____

NOTES:

August 1, 2016

Deep Creek Bypass Valve Operation

Current River Flow at Hoyes Run CFS	Current Bypass valve opening %	Calculated Hoyes Run Flow CFS	Bypass Flow Required CFS	Bypass Valve % Open
103.0	closed	103.0	0.0	closed

Bypass valve required to be opened per table? ___ YES ___ NO ✓

Bypass valve position logged on 'Input Area' sheet? ___ YES ___ NO ___N/A

Regional Operator _____

Shift Supervisor R. McKenna 8/01/16

NOTES:

August 2, 2016

Deep Creek Bypass Valve Operation

Current River Flow at Hoyes Run CFS	Current Bypass valve opening %	Calculated Hoyes Run Flow CFS	Bypass Flow Required CFS	Bypass Valve % Open
127.0	closed	127.0	0.0	closed

Bypass valve required to be opened per table? ___ YES ___ NO

Bypass valve position logged on 'Input Area' sheet? ___ YES ___ NO ___N/A

Regional Operator _____

Shift Supervisor R. McKenna 8/02/16

NOTES:

August 3, 2016

Deep Creek Bypass Valve Operation

Current River Flow at Hoyes Run CFS	Current Bypass valve opening %	Calculated Hoyes Run Flow CFS	Bypass Flow Required CFS	Bypass Valve % Open
92.0	closed	92.0	0.0	closed

Bypass valve required to be opened per table? ___ YES ✓ NO

Bypass valve position logged on 'Input Area' sheet? ✓ YES ___ NO ___N/A

Regional Operator _____

Shift Supervisor R. McKeon 8/03/16

NOTES:

August 4, 2016

Deep Creek Bypass Valve Operation

Current River Flow at Hoyes Run CFS	Current Bypass valve opening %	Calculated Hoyes Run Flow CFS	Bypass Flow Required CFS	Bypass Valve % Open
87.0	closed	87.0	0.0	closed

Bypass valve required to be opened per table? ___ YES ✓ NO

Bypass valve position logged on 'Input Area' sheet? ✓ YES ___ NO ___N/A

Regional Operator _____

Shift Supervisor _____ 8/04/16

NOTES: R.

August 5, 2016

Deep Creek Bypass Valve Operation

Current River Flow at Hoyes Run CFS	Current Bypass valve opening %	Calculated Hoyes Run Flow CFS	Bypass Flow Required CFS	Bypass Valve % Open
77.0	closed	77.0	0.0	closed

Bypass valve required to be opened per table? ___ YES ___ NO

Bypass valve position logged on 'Input Area' sheet? ___ YES ___ NO ___N/A

Regional Operator _____

Shift Supervisor _____

NOTES:

August 6, 2016

Deep Creek Bypass Valve Operation

Current River Flow at Hoyes Run CFS	Current Bypass valve opening %	Calculated Hoyes Run Flow CFS	Bypass Flow Required CFS	Bypass Valve % Open
90.0	0.0	90.0	0.0	closed

Bypass valve required to be opened per table? ___ YES ✓ NO

Bypass valve position logged on 'Input Area' sheet? ✓ YES ___ NO ___N/A

Regional Operator _____

Shift Supervisor _____

NOTES:

August 7, 2016

Deep Creek Bypass Valve Operation

Current River Flow at Hoyes Run CFS	Current Bypass valve opening %	Calculated Hoyes Run Flow CFS	Bypass Flow Required CFS	Bypass Valve % Open
103.0	closed	103.0	0.0	closed

Bypass valve required to be opened per table? ___ YES ___ NO

Bypass valve position logged on 'Input Area' sheet? ___ YES ___ NO ___N/A

Regional Operator _____

Shift Supervisor _____

NOTES:

August 8, 2016

Deep Creek Bypass Valve Operation

Current River Flow at Hoyes Run CFS	Current Bypass valve opening %	Calculated Hoyes Run Flow CFS	Bypass Flow Required CFS	Bypass Valve % Open
97.0	closed	97.0	0.0	closed

Bypass valve required to be opened per table? ___ YES ✓ NO

Bypass valve position logged on 'Input Area' sheet? ✓ YES ___ NO ___N/A

Regional Operator _____

Shift Supervisor _____

NOTES:

August 9, 2016

Deep Creek Bypass Valve Operation

Current River Flow at Hoyes Run CFS	Current Bypass valve opening %	Calculated Hoyes Run Flow CFS	Bypass Flow Required CFS	Bypass Valve % Open
75.0	closed	75.0	0.0	closed

Bypass valve required to be opened per table? ___ YES ___X___ NO

Bypass valve position logged on 'Input Area' sheet? ___X___ YES ___ NO ___N/A

Regional Operator _____

Shift Supervisor _____

NOTES:

August 10, 2016

Deep Creek Bypass Valve Operation

Current River Flow at Hoyes Run CFS	Current Bypass valve opening %	Calculated Hoyes Run Flow CFS	Bypass Flow Required CFS	Bypass Valve % Open
66.0	closed	66.0	0.0	closed

Bypass valve required to be opened per table? ___ YES X NO

Bypass valve position logged on 'Input Area' sheet? X YES ___ NO ___N/A

Regional Operator _____

Shift Supervisor _____

NOTES:

August 11, 2016

Deep Creek Bypass Valve Operation

Current River Flow at Hoyes Run CFS	Current Bypass valve opening %	Calculated Hoyes Run Flow CFS	Bypass Flow Required CFS	Bypass Valve % Open
60.0	closed	60.0	0.0	closed

Bypass valve required to be opened per table? ___ YES ✓ NO

Bypass valve position logged on 'Input Area' sheet? ✓ YES ___ NO ___N/A

Regional Operator 

Shift Supervisor 

NOTES:

August 12, 2016

Deep Creek Bypass Valve Operation

Current River Flow at Hoyes Run CFS	Current Bypass valve opening %	Calculated Hoyes Run Flow CFS	Bypass Flow Required CFS	Bypass Valve % Open
56.0	closed	56.0	0.0	closed

Bypass valve required to be opened per table? ___ YES ___✓ NO

Bypass valve position logged on 'Input Area' sheet? ___✓ YES ___ NO ___N/A

Regional Operator _____

Shift Supervisor _____

NOTES:

August 13, 2016

Deep Creek Bypass Valve Operation

Current River Flow at Hoyes Run CFS	Current Bypass valve opening %	Calculated Hoyes Run Flow CFS	Bypass Flow Required CFS	Bypass Valve % Open
56.0	closed	56.0	0.0	closed

Bypass valve required to be opened per table? ___ YES ___✓ NO

Bypass valve position logged on 'Input Area' sheet? ___ YES ___ NO ___N/A

Regional Operator _____

Shift Supervisor _____

NOTES:

August 14, 2016

Deep Creek Bypass Valve Operation

Current River Flow at Hoyes Run CFS	Current Bypass valve opening %	Calculated Hoyes Run Flow CFS	Bypass Flow Required CFS	Bypass Valve % Open
53.0	closed	53.0	0.0	closed

Bypass valve required to be opened per table? ___ YES ___✓ NO

Bypass valve position logged on 'Input Area' sheet? ___✓ YES ___ NO ___N/A

Regional Operator _____

Shift Supervisor _____

NOTES:

August 15, 2016

Deep Creek Bypass Valve Operation

Current River Flow at Hoyes Run CFS	Current Bypass valve opening %	Calculated Hoyes Run Flow CFS	Bypass Flow Required CFS	Bypass Valve % Open
53.0	closed	53.0	0.0	closed

Bypass valve required to be opened per table? ___ YES ___ NO

Bypass valve position logged on 'Input Area' sheet? ___ YES ___ NO ___N/A

Regional Operator _____

Shift Supervisor _____

NOTES:

August 16, 2016

Deep Creek Bypass Valve Operation

Current River Flow at Hoyes Run CFS	Current Bypass valve opening %	Calculated Hoyes Run Flow CFS	Bypass Flow Required CFS	Bypass Valve % Open
60.0	closed	60.0	0.0	closed

Bypass valve required to be opened per table? ___ YES X NO

Bypass valve position logged on 'Input Area' sheet? X YES ___ NO ___N/A

Regional Operator _____

Shift Supervisor _____

NOTES:

August 17, 2016

Deep Creek Bypass Valve Operation

Current River Flow at Hoyes Run CFS	Current Bypass valve opening %	Calculated Hoyes Run Flow CFS	Bypass Flow Required CFS	Bypass Valve % Open
89.0	closed	89.0	0.0	closed

Bypass valve required to be opened per table? ___ YES ___ NO

Bypass valve position logged on 'Input Area' sheet? ___ YES ___ NO ___N/A

Regional Operator _____

Shift Supervisor _____

NOTES:

August 18, 2016

Deep Creek Bypass Valve Operation

Current River Flow at Hoyes Run CFS	Current Bypass valve opening %	Calculated Hoyes Run Flow CFS	Bypass Flow Required CFS	Bypass Valve % Open
134.0	closed	134.0	0.0	closed

Bypass valve required to be opened per table? ___ YES ___ NO

Bypass valve position logged on 'Input Area' sheet? ___ YES ___ NO ___N/A

Regional Operator _____

Shift Supervisor _____

NOTES:

August 19, 2016

Deep Creek Bypass Valve Operation

Current River Flow at Hoyes Run CFS	Current Bypass valve opening %	Calculated Hoyes Run Flow CFS	Bypass Flow Required CFS	Bypass Valve % Open
118.0	closed	118.0	0.0	closed

Bypass valve required to be opened per table? ___ YES X NO

Bypass valve position logged on 'Input Area' sheet? X YES ___ NO ___N/A

Regional Operator _____

Shift Supervisor _____

NOTES:

August 20, 2016

Deep Creek Bypass Valve Operation

Current River Flow at Hoyes Run CFS	Current Bypass valve opening %	Calculated Hoyes Run Flow CFS	Bypass Flow Required CFS	Bypass Valve % Open
97.0	closed	97.0	0.0	closed

Bypass valve required to be opened per table? ___ YES X NO

Bypass valve position logged on 'Input Area' sheet? X YES ___ NO ___N/A

Regional Operator _____

Shift Supervisor _____ 8/20/16

NOTES:

August 21, 2016

Deep Creek Bypass Valve Operation

Current River Flow at Hoyes Run CFS	Current Bypass valve opening %	Calculated Hoyes Run Flow CFS	Bypass Flow Required CFS	Bypass Valve % Open
82.0	closed	82.0	0.0	closed

Bypass valve required to be opened per table? ___ YES X NO

Bypass valve position logged on 'Input Area' sheet? X YES ___ NO ___N/A

Regional Operator _____

Shift Supervisor R. McLean 8/21/16

NOTES:

August 22, 2016

Deep Creek Bypass Valve Operation

Current River Flow at Hoyes Run CFS	Current Bypass valve opening %	Calculated Hoyes Run Flow CFS	Bypass Flow Required CFS	Bypass Valve % Open
115.0	closed	115.0	0.0	closed

Bypass valve required to be opened per table? ___ YES ✓ NO

Bypass valve position logged on 'Input Area' sheet? ✓ YES ___ NO ___N/A

Regional Operator _____

Shift Supervisor _____

NOTES:

August 23, 2016

Deep Creek Bypass Valve Operation

Current River Flow at Hoyes Run CFS	Current Bypass valve opening %	Calculated Hoyes Run Flow CFS	Bypass Flow Required CFS	Bypass Valve % Open
103.0	closed	103.0	0.0	closed

Bypass valve required to be opened per table? ___ YES ___✓ NO

Bypass valve position logged on 'Input Area' sheet? ___✓ YES ___ NO ___N/A

Regional Operator _____

Shift Supervisor _____

NOTES:

August 24, 2016

Deep Creek Bypass Valve Operation

Current River Flow at Hoyes Run CFS	Current Bypass valve opening %	Calculated Hoyes Run Flow CFS	Bypass Flow Required CFS	Bypass Valve % Open
79.0	closed	79.0	0.0	closed

Bypass valve required to be opened per table? ___ YES ✓ NO

Bypass valve position logged on 'Input Area' sheet? ✓ YES ___ NO ___N/A

Regional Operator _____

Shift Supervisor _____

NOTES:

August 25, 2016

Deep Creek Bypass Valve Operation

Current River Flow at Hoyes Run CFS	Current Bypass valve opening %	Calculated Hoyes Run Flow CFS	Bypass Flow Required CFS	Bypass Valve % Open
66.0	closed	66.0	0.0	closed

Bypass valve required to be opened per table? ___ YES ✓ NO

Bypass valve position logged on 'Input Area' sheet? ✓ YES ___ NO ___N/A

Regional Operator _____

Shift Supervisor _____

NOTES:

August 26, 2016

Deep Creek Bypass Valve Operation

Current River Flow at Hoyes Run CFS	Current Bypass valve opening %	Calculated Hoyes Run Flow CFS	Bypass Flow Required CFS	Bypass Valve % Open
64.0	closed	64.0	0.0	closed

Bypass valve required to be opened per table? ___ YES ✓ NO

Bypass valve position logged on 'Input Area' sheet? ✓ YES ___ NO ___N/A

Regional Operator John J. McDermott

Shift Supervisor [signature] Provss

NOTES:

August 27, 2016

Deep Creek Bypass Valve Operation

Current River Flow at Hoyes Run CFS	Current Bypass valve opening %	Calculated Hoyes Run Flow CFS	Bypass Flow Required CFS	Bypass Valve % Open
66.0	closed	66.0	0.0	closed

Bypass valve required to be opened per table? ___ YES ✓ NO

Bypass valve position logged on 'Input Area' sheet? ✓ YES ___ NO ___N/A

Regional Operator _____

Shift Supervisor _____

NOTES:

August 28, 2016

Deep Creek Bypass Valve Operation

Current River Flow at Hoyes Run CFS	Current Bypass valve opening %	Calculated Hoyes Run Flow CFS	Bypass Flow Required CFS	Bypass Valve % Open
60.0	closed	60.0	0.0	closed

Bypass valve required to be opened per table? ___ YES ✓ NO

Bypass valve position logged on 'Input Area' sheet? ✓ YES ___ NO ___N/A

Regional Operator Jay McDermott

Shift Supervisor [signature]

NOTES:

August 29, 2016

Deep Creek Bypass Valve Operation

Current River Flow at Hoyes Run CFS	Current Bypass valve opening %	Calculated Hoyes Run Flow CFS	Bypass Flow Required CFS	Bypass Valve % Open
62.0	closed	62.0	0.0	closed

Bypass valve required to be opened per table? ___ YES X NO

Bypass valve position logged on 'Input Area' sheet? X YES ___ NO ___N/A

Regional Operator _____

Shift Supervisor R McClure 8/29/16

NOTES:

August 30, 2016

Deep Creek Bypass Valve Operation

Current River Flow at Hoyes Run CFS	Current Bypass valve opening %	Calculated Hoyes Run Flow CFS	Bypass Flow Required CFS	Bypass Valve % Open
103.0	closed	103.0	0.0	closed

Bypass valve required to be opened per table? ___ YES X NO

Bypass valve position logged on 'Input Area' sheet? X YES ___ NO ___N/A

Regional Operator _____

Shift Supervisor R. McCann 8/30/16

NOTES:

August 31, 2016

Deep Creek Bypass Valve Operation

Current River Flow at Hoyes Run CFS	Current Bypass valve opening %	Calculated Hoyes Run Flow CFS	Bypass Flow Required CFS	Bypass Valve % Open
66.0	closed	66.0	0.0	closed

Bypass valve required to be opened per table? ___ YES X NO

Bypass valve position logged on 'Input Area' sheet? X YES ___ NO ___N/A

Regional Operator _____

Shift Supervisor _____ 8/31/16

NOTES:

September 1, 2016

Deep Creek Bypass Valve Operation

Current River Flow at Hoyes Run CFS	Current Bypass valve opening %	Calculated Hoyes Run Flow CFS	Bypass Flow Required CFS	Bypass Valve % Open
60.0	0.0	60.0	0.0	closed

Bypass valve required to be opened per table? ___ YES ✓ NO

Bypass valve position logged on 'Input Area' sheet? ✓ YES ___ NO ___N/A

Regional Operator _____

Shift Supervisor _____

NOTES:

September 2, 2016

Deep Creek Bypass Valve Operation

Current River Flow at Hoyes Run CFS	Current Bypass valve opening %	Calculated Hoyes Run Flow CFS	Bypass Flow Required CFS	Bypass Valve % Open
56.0	closed	56.0	0.0	closed

Bypass valve required to be opened per table? ___ YES ___✓___ NO

Bypass valve position logged on 'Input Area' sheet? ___✓___ YES ___ NO ___N/A

Regional Operator _____

Shift Supervisor _____

NOTES:

September 3, 2016

Deep Creek Bypass Valve Operation

Current River Flow at Hoyes Run CFS	Current Bypass valve opening %	Calculated Hoyes Run Flow CFS	Bypass Flow Required CFS	Bypass Valve % Open
53.0	closed	53.0	0.0	closed

Bypass valve required to be opened per table? ___ YES ✓ NO

Bypass valve position logged on 'Input Area' sheet? ✓ YES ___ NO ___N/A

Regional Operator _____

Shift Supervisor _____

NOTES:

September 4, 2016

Deep Creek Bypass Valve Operation

Current River Flow at Hoyes Run CFS	Current Bypass valve opening %	Calculated Hoyes Run Flow CFS	Bypass Flow Required CFS	Bypass Valve % Open
51.0	closed	51.0	0.0	closed

Bypass valve required to be opened per table? ___ YES ✓ NO

Bypass valve position logged on 'Input Area' sheet? ✓ YES ___ NO ___N/A

Regional Operator _____

Shift Supervisor _____

NOTES:

September 5, 2016

Deep Creek Bypass Valve Operation

Current River Flow at Hoyes Run CFS	Current Bypass valve opening %	Calculated Hoyes Run Flow CFS	Bypass Flow Required CFS	Bypass Valve % Open
48.0	closed	48.0	0.0	closed

Bypass valve required to be opened per table? ___ YES ___/___ NO

Bypass valve position logged on 'Input Area' sheet? ___✓___ YES ___ NO ___N/A

Regional Operator _____

Shift Supervisor _____

NOTES:

September 6, 2016

Deep Creek Bypass Valve Operation

Current River Flow at Hoyes Run CFS	Current Bypass valve opening %	Calculated Hoyes Run Flow CFS	Bypass Flow Required CFS	Bypass Valve % Open
44.0	closed	44.0	0.0	closed

Bypass valve required to be opened per table? ___ YES ___✓___ NO

Bypass valve position logged on 'Input Area' sheet? ___✓___ YES ___ NO ___N/A

Regional Operator _____

Shift Supervisor _____

NOTES:

September 7, 2016

Deep Creek Bypass Valve Operation

Current River Flow at Hoyes Run CFS	Current Bypass valve opening %	Calculated Hoyes Run Flow CFS	Bypass Flow Required CFS	Bypass Valve % Open
43.0	closed	43.0	0.0	closed

Bypass valve required to be opened per table? ___ YES ✓ NO

Bypass valve position logged on 'Input Area' sheet? ✓ YES ___ NO ___N/A

Regional Operator Jay McDermott

Shift Supervisor

NOTES:

September 8, 2016

Deep Creek Bypass Valve Operation

Current River Flow at Hoyes Run CFS	Current Bypass valve opening %	Calculated Hoyes Run Flow CFS	Bypass Flow Required CFS	Bypass Valve % Open
41.0	23.0	38.0	3.0	23.0

Bypass valve required to be opened per table? √ YES ___ NO

Bypass valve position logged on 'Input Area' sheet? √ YES ___ NO ___N/A

Regional Operator _____

Shift Supervisor _____

NOTES:

September 9, 2016

Deep Creek Bypass Valve Operation

Current River Flow at Hoyes Run CFS	Current Bypass valve opening %	Calculated Hoyes Run Flow CFS	Bypass Flow Required CFS	Bypass Valve % Open
56.0	25.4	53.0	0.0	closed

Bypass valve required to be opened per table? ___ YES ___ NO

Bypass valve position logged on 'Input Area' sheet? ___ YES ___ NO ___N/A

Regional Operator _____

Shift Supervisor _____

NOTES:

September 10, 2016

Deep Creek Bypass Valve Operation

Current River Flow at Hoyes Run CFS	Current Bypass valve opening %	Calculated Hoyes Run Flow CFS	Bypass Flow Required CFS	Bypass Valve % Open
56.0	0.0	56.0	0.0	closed

Bypass valve required to be opened per table? ___ YES ___ NO

Bypass valve position logged on 'Input Area' sheet? ___ YES ___ NO ___N/A

Regional Operator _____

Shift Supervisor _____

NOTES:

September 11, 2016

Deep Creek Bypass Valve Operation

Current River Flow at Hoyes Run CFS	Current Bypass valve opening %	Calculated Hoyes Run Flow CFS	Bypass Flow Required CFS	Bypass Valve % Open
49.0	0.0	49.0	0.0	closed

Bypass valve required to be opened per table? ___ YES ✓ NO

Bypass valve position logged on 'Input Area' sheet? ✓ YES ___ NO ___ N/A

Regional Operator _____

Shift Supervisor _____

NOTES:

September 12, 2016

Deep Creek Bypass Valve Operation

Current River Flow at Hoyes Run CFS	Current Bypass valve opening %	Calculated Hoyes Run Flow CFS	Bypass Flow Required CFS	Bypass Valve % Open
48.0	0.0	48.0	0.0	closed

Bypass valve required to be opened per table? ___ YES ✓ NO

Bypass valve position logged on 'Input Area' sheet? ✓ YES ___ NO ___N/A

Regional Operator _____

Shift Supervisor _____

NOTES:

September 13, 2016

Deep Creek Bypass Valve Operation

Current River Flow at Hoyes Run CFS	Current Bypass valve opening %	Calculated Hoyes Run Flow CFS	Bypass Flow Required CFS	Bypass Valve % Open
43.0	0.0	43.0	0.0	closed

Bypass valve required to be opened per table? ___ YES ✓ NO

Bypass valve position logged on 'Input Area' sheet? ✓ YES ___ NO ___N/A

Regional Operator _____

Shift Supervisor _____

NOTES:

September 14, 2016

Deep Creek Bypass Valve Operation

Current River Flow at Hoyes Run CFS	Current Bypass valve opening %	Calculated Hoyes Run Flow CFS	Bypass Flow Required CFS	Bypass Valve % Open
41.0	0.0	41.0	3.0	23.0

Bypass valve required to be opened per table? ✓ YES ___ NO

Bypass valve position logged on 'Input Area' sheet? ✓ YES ___ NO ___N/A

Regional Operator _____

Shift Supervisor _____

NOTES:

September 15, 2016

Deep Creek Bypass Valve Operation

Current River Flow at Hoyes Run CFS	Current Bypass valve opening %	Calculated Hoyes Run Flow CFS	Bypass Flow Required CFS	Bypass Valve % Open
40.0	23.3	37.0	6.0	27.0

Bypass valve required to be opened per table? ✓ YES ___ NO

Bypass valve position logged on 'Input Area' sheet? ✓ YES ___ NO ___N/A

Regional Operator _____

Shift Supervisor _____

NOTES:

September 16, 2016

Deep Creek Bypass Valve Operation

Current River Flow at Hoyes Run CFS	Current Bypass valve opening %	Calculated Hoyes Run Flow CFS	Bypass Flow Required CFS	Bypass Valve % Open
40.0	27.0	34.0	8.0	30.0

Bypass valve required to be opened per table? ✓ YES ___ NO

Bypass valve position logged on 'Input Area' sheet? ✓ YES ___ NO ___N/A

Regional Operator _____

Shift Supervisor R. Nelson 9/16/16

NOTES:

September 17, 2016

Deep Creek Bypass Valve Operation

Current River Flow at Hoyes Run CFS	Current Bypass valve opening %	Calculated Hoyes Run Flow CFS	Bypass Flow Required CFS	Bypass Valve % Open
41.0	30.0	33.0	9.0	32.0

Bypass valve required to be opened per table? ✓ YES ___ NO

Bypass valve position logged on 'Input Area' sheet? ✓ YES ___ NO ___N/A

Regional Operator

Shift Supervisor 9/17/16

NOTES:

September 18, 2016

Deep Creek Bypass Valve Operation

Current River Flow at Hoyes Run CFS	Current Bypass valve opening %	Calculated Hoyes Run Flow CFS	Bypass Flow Required CFS	Bypass Valve % Open
46.0	34.8	37.0	6.0	27.0

Bypass valve required to be opened per table? ___ YES ___ NO

Bypass valve position logged on 'Input Area' sheet? ___ YES ___ NO ___N/A

Regional Operator _____

Shift Supervisor _____ 9/16/16

NOTES:

September 19, 2016

Deep Creek Bypass Valve Operation

Current River Flow at Hoyes Run CFS	Current Bypass valve opening %	Calculated Hoyes Run Flow CFS	Bypass Flow Required CFS	Bypass Valve % Open
48.0	29.5	42.0	2.0	22.0

Bypass valve required to be opened per table? ✓ YES ___ NO

Bypass valve position logged on 'Input Area' sheet? ✓ YES ___ NO ___N/A

Regional Operator _____

Shift Supervisor _____

NOTES:

September 20, 2016

Deep Creek Bypass Valve Operation

Current River Flow at Hoyes Run CFS	Current Bypass valve opening %	Calculated Hoyes Run Flow CFS	Bypass Flow Required CFS	Bypass Valve % Open
48.0	22.0	46.0	0.0	closed

Bypass valve required to be opened per table? ___ YES ___✓ NO

Bypass valve position logged on 'Input Area' sheet? ___✓ YES ___ NO ___N/A

Regional Operator _____

Shift Supervisor _____

NOTES:

September 21, 2016

Deep Creek Bypass Valve Operation

Current River Flow at Hoyes Run CFS	Current Bypass valve opening %	Calculated Hoyes Run Flow CFS	Bypass Flow Required CFS	Bypass Valve % Open
43.0	0.0	43.0	0.0	closed

Bypass valve required to be opened per table? ___ YES ✓ NO

Bypass valve position logged on 'Input Area' sheet? ✓ YES ___ NO ___N/A

Regional Operator _____

Shift Supervisor _____

NOTES:

September 22, 2016

Deep Creek Bypass Valve Operation

Current River Flow at Hoyes Run CFS	Current Bypass valve opening %	Calculated Hoyes Run Flow CFS	Bypass Flow Required CFS	Bypass Valve % Open
40.0	0.0	40.0	3.0	23.0

Bypass valve required to be opened per table? ✓ YES ___ NO

Bypass valve position logged on 'Input Area' sheet? ✓ YES ___ NO ___N/A

Regional Operator 

Shift Supervisor 

NOTES:

September 23, 2016

Deep Creek Bypass Valve Operation

Current River Flow at Hoyes Run CFS	Current Bypass valve opening %	Calculated Hoyes Run Flow CFS	Bypass Flow Required CFS	Bypass Valve % Open
40.0	23.0	37.0	6.0	27.0

Bypass valve required to be opened per table? X YES ___ NO

Bypass valve position logged on 'Input Area' sheet? X YES ___ NO ___N/A

Regional Operator DhCR

Shift Supervisor [signature]

NOTES: VALVE OPENED REMOTELY 29% open @645

September 24, 2016

Deep Creek Bypass Valve Operation

Current River Flow at Hoyes Run CFS	Current Bypass valve opening %	Calculated Hoyes Run Flow CFS	Bypass Flow Required CFS	Bypass Valve % Open
38.0	29.0	32.0	11.0	35.0

Bypass valve required to be opened per table? X YES ___ NO

Bypass valve position logged on 'Input Area' sheet? X YES ___ NO ___N/A

Regional Operator _____

Shift Supervisor _____

NOTES: Bypass Valve 9% open @ 922 remotely

September 25, 2016

Deep Creek Bypass Valve Operation

Current River Flow at Hoyes Run CFS	Current Bypass valve opening %	Calculated Hoyes Run Flow CFS	Bypass Flow Required CFS	Bypass Valve % Open
43.0	35.0	32.0	11.0	35.0

Bypass valve required to be opened per table? X YES ___ NO

Bypass valve position logged on 'Input Area' sheet? X YES ___ NO ___N/A

Regional Operator _____

Shift Supervisor _____

NOTES:

September 26, 2016

Deep Creek Bypass Valve Operation

Current River Flow at Hoyes Run CFS	Current Bypass valve opening %	Calculated Hoyes Run Flow CFS	Bypass Flow Required CFS	Bypass Valve % Open
41.0	35.0	30.0	12.0	36.0

Bypass valve required to be opened per table? ✓ YES ___ NO

Bypass valve position logged on 'Input Area' sheet? ✓ YES ___ NO ___N/A

Regional Operator _____

Shift Supervisor K McClain 9/26/16

NOTES:

September 27, 2016

Deep Creek Bypass Valve Operation

Current River Flow at Hoyes Run CFS	Current Bypass valve opening %	Calculated Hoyes Run Flow CFS	Bypass Flow Required CFS	Bypass Valve % Open
46.0	42.0	29.0	14.0	39.0

Bypass valve required to be opened per table? ✓ YES ___ NO

Bypass valve position logged on 'Input Area' sheet? ✓ YES ___ NO ___N/A

Regional Operator

Shift Supervisor R McKenna 9/27/16

NOTES:

September 28, 2016

Deep Creek Bypass Valve Operation

Current River Flow at Hoyes Run CFS	Current Bypass valve opening %	Calculated Hoyes Run Flow CFS	Bypass Flow Required CFS	Bypass Valve % Open
48.0	41.7	33.0	9.0	32.0

Bypass valve required to be opened per table? ✓ YES ___ NO

Bypass valve position logged on 'Input Area' sheet? ✓ YES ___ NO ___N/A

Regional Operator _____

Shift Supervisor R. Mola 9/28/16

NOTES:

September 29, 2016

Deep Creek Bypass Valve Operation

Current River Flow at Hoyes Run CFS	Current Bypass valve opening %	Calculated Hoyes Run Flow CFS	Bypass Flow Required CFS	Bypass Valve % Open
46.0	35.0	35.0	8.0	30.0

Bypass valve required to be opened per table? ✓ YES ___ NO

Bypass valve position logged on 'Input Area' sheet? ___ YES ✓ NO ___N/A

Regional Operator _____

Shift Supervisor _____ 9/29/16

NOTES:

September 30, 2016

Deep Creek Bypass Valve Operation

Current River Flow at Hoyes Run CFS	Current Bypass valve opening %	Calculated Hoyes Run Flow CFS	Bypass Flow Required CFS	Bypass Valve % Open
62.0	29.7	56.0	0.0	closed

Bypass valve required to be opened per table? ___ YES ___X___ NO

Bypass valve position logged on 'Input Area' sheet? ___X___ YES ___ NO ___N/A

Regional Operator _____

Shift Supervisor _____

NOTES:

October 1, 2016

Deep Creek Bypass Valve Operation

Current River Flow at Hoyes Run CFS	Current Bypass valve opening %	Calculated Hoyes Run Flow CFS	Bypass Flow Required CFS	Bypass Valve % Open
176.0	0.0	176.0	0.0	closed

Bypass valve required to be opened per table? ___ YES X NO

Bypass valve position logged on 'Input Area' sheet? X YES ___ NO ___N/A

Regional Operator _____

Shift Supervisor _____

NOTES:

October 2, 2016

Deep Creek Bypass Valve Operation

Current River Flow at Hoyes Run CFS	Current Bypass valve opening %	Calculated Hoyes Run Flow CFS	Bypass Flow Required CFS	Bypass Valve % Open
84.0	0.0	84.0	0.0	closed

Bypass valve required to be opened per table? ___ YES X NO

Bypass valve position logged on 'Input Area' sheet? ___ YES ___ NO X N/A

Regional Operator _____

Shift Supervisor _____

NOTES: VERIFIED 10/3/16

October 3, 2016

Deep Creek Bypass Valve Operation

Current River Flow at Hoyes Run CFS	Current Bypass valve opening %	Calculated Hoyes Run Flow CFS	Bypass Flow Required CFS	Bypass Valve % Open
64.0	0.0	64.0	0.0	closed

Bypass valve required to be opened per table? ___ YES X NO

Bypass valve position logged on 'Input Area' sheet? ___ YES ___ NO X N/A

Regional Operator _____

Shift Supervisor _____

NOTES:

October 4, 2016

Deep Creek Bypass Valve Operation

Current River Flow at Hoyes Run CFS	Current Bypass valve opening %	Calculated Hoyes Run Flow CFS	Bypass Flow Required CFS	Bypass Valve % Open
55.0	0.0	55.0	0.0	closed

Bypass valve required to be opened per table? ___ YES X NO

Bypass valve position logged on 'Input Area' sheet? ___ YES ___ NO X N/A

Regional Operator _____

Shift Supervisor _____ 10/4/16

NOTES:

October 5, 2016

Deep Creek Bypass Valve Operation

Current River Flow at Hoyes Run CFS	Current Bypass valve opening %	Calculated Hoyes Run Flow CFS	Bypass Flow Required CFS	Bypass Valve % Open
48.0	0.0	48.0	0.0	closed

Bypass valve required to be opened per table? ___ YES X NO

Bypass valve position logged on 'Input Area' sheet? ___ YES ___ NO X N/A

Regional Operator _____

Shift Supervisor _____

NOTES:

October 6, 2016

Deep Creek Bypass Valve Operation

Current River Flow at Hoyes Run CFS	Current Bypass valve opening %	Calculated Hoyes Run Flow CFS	Bypass Flow Required CFS	Bypass Valve % Open
46.0	0.0	46.0	0.0	closed

Bypass valve required to be opened per table? ___ YES X NO

Bypass valve position logged on 'Input Area' sheet? ___ YES ___ NO X N/A

Regional Operator _____

Shift Supervisor _____ 10/6/16

NOTES:

October 7, 2016

Deep Creek Bypass Valve Operation

Current River Flow at Hoyes Run CFS	Current Bypass valve opening %	Calculated Hoyes Run Flow CFS	Bypass Flow Required CFS	Bypass Valve % Open
44.0	0.0	44.0	0.0	closed

Bypass valve required to be opened per table? ___ YES ✓ NO

Bypass valve position logged on 'Input Area' sheet? ✓ YES ___ NO ___N/A

Regional Operator _____

Shift Supervisor _____

NOTES:

October 8, 2016

Deep Creek Bypass Valve Operation

Current River Flow at Hoyes Run CFS	Current Bypass valve opening %	Calculated Hoyes Run Flow CFS	Bypass Flow Required CFS	Bypass Valve % Open
46.0	0.0	46.0	0.0	closed

Bypass valve required to be opened per table? ___ YES ___ NO

Bypass valve position logged on 'Input Area' sheet? ___ YES ___ NO ___N/A

Regional Operator _____

Shift Supervisor _____

NOTES:

October 9, 2016

Deep Creek Bypass Valve Operation

Current River Flow at Hoyes Run CFS	Current Bypass valve opening %	Calculated Hoyes Run Flow CFS	Bypass Flow Required CFS	Bypass Valve % Open
407.0	0.0	407.0	0.0	closed

Bypass valve required to be opened per table? ___ YES ___ NO

Bypass valve position logged on 'Input Area' sheet? ___ YES ___ NO ___N/A

Regional Operator _____

Shift Supervisor _____

NOTES:

October 10, 2016

Deep Creek Bypass Valve Operation

Current River Flow at Hoyes Run CFS	Current Bypass valve opening %	Calculated Hoyes Run Flow CFS	Bypass Flow Required CFS	Bypass Valve % Open
168.0	0.0	168.0	0.0	closed

Bypass valve required to be opened per table? ___ YES ___✓ NO

Bypass valve position logged on 'Input Area' sheet? ___✓ YES ___ NO ___N/A

Regional Operator _____

Shift Supervisor _____

NOTES:

October 11, 2016

Deep Creek Bypass Valve Operation

Current River Flow at Hoyes Run CFS	Current Bypass valve opening %	Calculated Hoyes Run Flow CFS	Bypass Flow Required CFS	Bypass Valve % Open
103.0	0.0	103.0	0.0	closed

Bypass valve required to be opened per table? ___ YES ✓ NO

Bypass valve position logged on 'Input Area' sheet? ✓ YES ___ NO ___N/A

Regional Operator _____

Shift Supervisor _____

NOTES:

October 12, 2016

Deep Creek Bypass Valve Operation

Current River Flow at Hoyes Run CFS	Current Bypass valve opening %	Calculated Hoyes Run Flow CFS	Bypass Flow Required CFS	Bypass Valve % Open
84.0	0.0	84.0	0.0	closed

Bypass valve required to be opened per table? ___ YES ✓ NO

Bypass valve position logged on 'Input Area' sheet? ✓ YES ___ NO ___N/A

Regional Operator _____

Shift Supervisor _____

NOTES:

October 13, 2016

Deep Creek Bypass Valve Operation

Current River Flow at Hoyes Run CFS	Current Bypass valve opening %	Calculated Hoyes Run Flow CFS	Bypass Flow Required CFS	Bypass Valve % Open
68.0	0.0	68.0	0.0	closed

Bypass valve required to be opened per table? ___ YES ✓ NO

Bypass valve position logged on 'Input Area' sheet? ✓ YES ___ NO ___N/A

Regional Operator _____

Shift Supervisor _____ 10/13/16

NOTES:

October 14, 2016

Deep Creek Bypass Valve Operation

Current River Flow at Hoyes Run CFS	Current Bypass valve opening %	Calculated Hoyes Run Flow CFS	Bypass Flow Required CFS	Bypass Valve % Open
77.0	0.0	77.0	0.0	closed ✓

Bypass valve required to be opened per table? ___ YES ✓ NO

Bypass valve position logged on 'Input Area' sheet? ✓ YES ___ NO ___N/A

Regional Operator _____

Shift Supervisor _____ 10/14/16

NOTES:

October 15, 2016

Deep Creek Bypass Valve Operation

Current River Flow at Hoyes Run CFS	Current Bypass valve opening %	Calculated Hoyes Run Flow CFS	Bypass Flow Required CFS	Bypass Valve % Open
77.0	0.0	77.0	0.0	closed

Bypass valve required to be opened per table? ___ YES X NO

Bypass valve position logged on 'Input Area' sheet? ✓ YES ___ NO ___N/A

Regional Operator _____

Shift Supervisor _____

NOTES:

October 16, 2016

Deep Creek Bypass Valve Operation

Current River Flow at Hoyes Run CFS	Current Bypass valve opening %	Calculated Hoyes Run Flow CFS	Bypass Flow Required CFS	Bypass Valve % Open
70.0	0.0	70.0	0.0	closed

Bypass valve required to be opened per table? ___ YES ___ NO

Bypass valve position logged on 'Input Area' sheet? ___ YES ___ NO ___N/A

Regional Operator _____

Shift Supervisor _____ 10/16/16

NOTES:

October 17, 2016

Deep Creek Bypass Valve Operation

Current River Flow at Hoyes Run CFS	Current Bypass valve opening %	Calculated Hoyes Run Flow CFS	Bypass Flow Required CFS	Bypass Valve % Open
64.0	0.0	64.0	0.0	closed

Bypass valve required to be opened per table? ___ YES ✓ NO

Bypass valve position logged on 'Input Area' sheet? ✓ YES ___ NO ___N/A

Regional Operator 

Shift Supervisor 

NOTES:

October 18, 2016

Deep Creek Bypass Valve Operation

Current River Flow at Hoyos Run CFS	Current Bypass valve opening %	Calculated Hoyes Run Flow CFS	Bypass Flow Required CFS	Bypass Valve % Open
46.0	0.0	46.0	0.0	closed

Bypass valve required to be opened per table? ___ YES ___✓ NO

Bypass valve position logged on 'Input Area' sheet? ___✓ YES ___ NO ___N/A

Regional Operator _____

Shift Supervisor _____

NOTES:

October 19, 2016

Deep Creek Bypass Valve Operation

Current River Flow at Hoyes Run CFS	Current Bypass valve opening %	Calculated Hoyes Run Flow CFS	Bypass Flow Required CFS	Bypass Valve % Open
46.0	0.0	46.0	0.0	closed

Bypass valve required to be opened per table? ___ YES ___✓ NO

Bypass valve position logged on 'Input Area' sheet? ___✓ YES ___ NO ___N/A

Regional Operator _____

Shift Supervisor _____

NOTES:

October 20, 2016

Deep Creek Bypass Valve Operation

Current River Flow at Hoyes Run CFS	Current Bypass valve opening %	Calculated Hoyes Run Flow CFS	Bypass Flow Required CFS	Bypass Valve % Open
44.0	0.0	44.0	0.0	closed

Bypass valve required to be opened per table? ___ YES ✓ NO

Bypass valve position logged on 'Input Area' sheet? ✓ YES ___ NO ___N/A

Regional Operator _____

Shift Supervisor _____

NOTES:

October 21, 2016

Deep Creek Bypass Valve Operation

Current River Flow at Hoyes Run CFS	Current Bypass valve opening %	Calculated Hoyes Run Flow CFS	Bypass Flow Required CFS	Bypass Valve % Open
44.0	0.0	44.0	0.0	closed

Bypass valve required to be opened per table? ___ YES ✓ NO

Bypass valve position logged on 'Input Area' sheet? ✓ YES ___ NO ___N/A

Regional Operator _____

Shift Supervisor _____

NOTES:

October 22, 2016

Deep Creek Bypass Valve Operation

Current River Flow at Hoyes Run CFS	Current Bypass valve opening %	Calculated Hoyes Run Flow CFS	Bypass Flow Required CFS	Bypass Valve % Open
243.0	0.0	243.0	0.0	closed

Bypass valve required to be opened per table? ___ YES ✓ NO

Bypass valve position logged on 'Input Area' sheet? ✓ YES ___ NO ___N/A

Regional Operator _____

Shift Supervisor _____

NOTES:

October 23, 2016

Deep Creek Bypass Valve Operation

Current River Flow at Hoyes Run CFS	Current Bypass valve opening %	Calculated Hoyes Run Flow CFS	Bypass Flow Required CFS	Bypass Valve % Open
259.0	0.0	259.0	0.0	closed

Bypass valve required to be opened per table? ___ YES ___✓ NO

Bypass valve position logged on 'Input Area' sheet? ___✓ YES ___ NO ___N/A

Regional Operator _____

Shift Supervisor _____

NOTES:

October 24, 2016

Deep Creek Bypass Valve Operation

Current River Flow at Hoyes Run CFS	Current Bypass valve opening %	Calculated Hoyes Run Flow CFS	Bypass Flow Required CFS	Bypass Valve % Open
180.0	0.0	180.0	0.0	closed

Bypass valve required to be opened per table? ___ YES ___ NO

Bypass valve position logged on 'Input Area' sheet? ___ YES ___ NO ___N/A

Regional Operator _____

Shift Supervisor _____

NOTES:

October 25, 2016 ✓

Deep Creek Bypass Valve Operation

Current River Flow at Hoyes Run CFS	Current Bypass valve opening %	Calculated Hoyes Run Flow CFS	Bypass Flow Required CFS	Bypass Valve % Open
131.0	0.0	131.0	0.0	closed

Bypass valve required to be opened per table? ___ YES ✓ ___ NO

Bypass valve position logged on 'Input Area' sheet? ___ YES ___ NO ___N/A

Regional Operator _____

Shift Supervisor _____

NOTES:

October 26, 2016

Deep Creek Bypass Valve Operation

Current River Flow at Hoyes Run CFS	Current Bypass valve opening %	Calculated Hoyes Run Flow CFS	Bypass Flow Required CFS	Bypass Valve % Open
100.0	0.0	100.0	0.0	closed

Bypass valve required to be opened per table? ___ YES ✓ NO

Bypass valve position logged on 'Input Area' sheet? ✓ YES ___ NO ___N/A

Regional Operator _____

Shift Supervisor _____

NOTES:

October 27, 2016

Deep Creek Bypass Valve Operation

Current River Flow at Hoyes Run CFS	Current Bypass valve opening %	Calculated Hoyes Run Flow CFS	Bypass Flow Required CFS	Bypass Valve % Open
92.0	0.0	92.0	0.0	closed

Bypass valve required to be opened per table? ___ YES ___ NO

Bypass valve position logged on 'Input Area' sheet? ___ YES ___ NO ___ N/A

Regional Operator _____

Shift Supervisor _____

NOTES:

October 28, 2016

Deep Creek Bypass Valve Operation

Current River Flow at Hoyes Run CFS	Current Bypass valve opening %	Calculated Hoyes Run Flow CFS	Bypass Flow Required CFS	Bypass Valve % Open
407.0	0.0	407.0	0.0	closed

Bypass valve required to be opened per table? ___ YES ___✓ NO

Bypass valve position logged on 'Input Area' sheet? ___✓ YES ___ NO ___N/A

Regional Operator _____

Shift Supervisor _____



NOTES:

October 29, 2016

Deep Creek Bypass Valve Operation

Current River Flow at Hoyes Run CFS	Current Bypass valve opening %	Calculated Hoyes Run Flow CFS	Bypass Flow Required CFS	Bypass Valve % Open
109.0	0.0	109.0	0.0	closed

Bypass valve required to be opened per table? ___ YES ___✓ NO

Bypass valve position logged on 'Input Area' sheet? ___✓ YES ___ NO ___N/A

Regional Operator _____

Shift Supervisor _____

NOTES:

October 30, 2016

Deep Creek Bypass Valve Operation

Current River Flow at Hoyes Run CFS	Current Bypass valve opening %	Calculated Hoyes Run Flow CFS	Bypass Flow Required CFS	Bypass Valve % Open
94.0	0.0	94.0	0.0	closed

Bypass valve required to be opened per table? ___ YES ✓ NO

Bypass valve position logged on 'Input Area' sheet? ✓ YES ___ NO ___N/A

Regional Operator _____

Shift Supervisor _____

NOTES:

October 31, 2016

Deep Creek Bypass Valve Operation

Current River Flow at Hoyes Run CFS	Current Bypass valve opening %	Calculated Hoyes Run Flow CFS	Bypass Flow Required CFS	Bypass Valve % Open
103.0	0.0	103.0	0.0	closed

Bypass valve required to be opened per table? ___ YES ✓ NO

Bypass valve position logged on 'Input Area' sheet? ✓ YES ___ NO ___N/A

Regional Operator _____

Shift Supervisor _____

NOTES:

November 1, 2016

Deep Creek Bypass Valve Operation

Current River Flow at Hoyes Run CFS	Current Bypass valve opening %	Calculated Hoyes Run Flow CFS	Bypass Flow Required CFS	Bypass Valve % Open
156.0	0.0	156.0	0.0	closed

Bypass valve required to be opened per table? ___ YES ✓ NO

Bypass valve position logged on 'Input Area' sheet? ✓ YES ___ NO ___N/A

Regional Operator _____

Shift Supervisor _____

NOTES:

November 2, 2016

Deep Creek Bypass Valve Operation

Current River Flow at Hoyes Run CFS	Current Bypass valve opening %	Calculated Hoyes Run Flow CFS	Bypass Flow Required CFS	Bypass Valve % Open
115.0	0.0	115.0	0.0	closed

Bypass valve required to be opened per table? ___ YES ✓ NO

Bypass valve position logged on 'Input Area' sheet? ✓ YES ___ NO ___N/A

Regional Operator _____

Shift Supervisor _____

NOTES:

November 3, 2016 ✓

Deep Creek Bypass Valve Operation

Current River Flow at Hoyes Run CFS	Current Bypass valve opening %	Calculated Hoyes Run Flow CFS	Bypass Flow Required CFS	Bypass Valve % Open
100.0	0.0	100.0	0.0	closed

Bypass valve required to be opened per table? ___ YES ___ NO ✓

Bypass valve position logged on 'Input Area' sheet? ✓ YES ___ NO ___N/A

Regional Operator _____ 11/3/16

Shift Supervisor _____

NOTES:

November 4, 2016

Deep Creek Bypass Valve Operation

Current River Flow at Hoyes Run CFS	Current Bypass valve opening %	Calculated Hoyes Run Flow CFS	Bypass Flow Required CFS	Bypass Valve % Open
100.0	0.0	100.0	0.0	closed

Bypass valve required to be opened per table? ___ YES ___✓___ NO

Bypass valve position logged on 'Input Area' sheet? ___✓___ YES ___ NO ___N/A

Regional Operator _____

Shift Supervisor _____

NOTES:

November 5, 2016

Deep Creek Bypass Valve Operation

Current River Flow at Hoyes Run CFS	Current Bypass valve opening %	Calculated Hoyes Run Flow CFS	Bypass Flow Required CFS	Bypass Valve % Open
597.0	0.0	597.0	0.0	closed

Bypass valve required to be opened per table? ___ YES ✓ NO

Bypass valve position logged on 'Input Area' sheet? ✓ YES ___ NO ___N/A

Regional Operator _____

Shift Supervisor _____

NOTES:

November 6, 2016

Deep Creek Bypass Valve Operation

Current River Flow at Hoyes Run CFS	Current Bypass valve opening %	Calculated Hoyes Run Flow CFS	Bypass Flow Required CFS	Bypass Valve % Open
97.0	0.0	97.0	0.0	closed

Bypass valve required to be opened per table? ___ YES ✓ NO

Bypass valve position logged on 'Input Area' sheet? ✓ YES ___ NO ___N/A

Regional Operator _____

Shift Supervisor _____

NOTES:

November 7, 2016

Deep Creek Bypass Valve Operation

Current River Flow at Hoyes Run CFS	Current Bypass valve opening %	Calculated Hoyes Run Flow CFS	Bypass Flow Required CFS	Bypass Valve % Open
89.0	0.0	89.0	0.0	closed

Bypass valve required to be opened per table? ___ YES ✓ NO

Bypass valve position logged on 'Input Area' sheet? ✓ YES ___ NO ___N/A

Regional Operator _____

Shift Supervisor _____

NOTES:

November 8, 2016

Deep Creek Bypass Valve Operation

Current River Flow at Hoyes Run CFS	Current Bypass valve opening %	Calculated Hoyes Run Flow CFS	Bypass Flow Required CFS	Bypass Valve % Open
79.0	0.0	79.0	0.0	closed

Bypass valve required to be opened per table? ___ YES ✓ NO

Bypass valve position logged on 'Input Area' sheet? ✓ YES ___ NO ___N/A

Regional Operator _____

Shift Supervisor _____

NOTES:

November 9, 2016

Deep Creek Bypass Valve Operation

Current River Flow at Hoyes Run CFS	Current Bypass valve opening %	Calculated Hoyes Run Flow CFS	Bypass Flow Required CFS	Bypass Valve % Open
79.0	0.0	79.0	0.0	closed

Bypass valve required to be opened per table? ___ YES ___✓ NO

Bypass valve position logged on 'Input Area' sheet? ___✓ YES ___ NO ___N/A

Regional Operator _____

Shift Supervisor _____

NOTES:

November 10, 2016

Deep Creek Bypass Valve Operation

Current River Flow at Hoyes Run CFS	Current Bypass valve opening %	Calculated Hoyes Run Flow CFS	Bypass Flow Required CFS	Bypass Valve % Open
115.0	0.0	115.0	0.0	closed

Bypass valve required to be opened per table? ___ YES ✓ NO

Bypass valve position logged on 'Input Area' sheet? ✓ YES ___ NO ___N/A

Regional Operator _____

Shift Supervisor _____

NOTES:

November 11, 2016

Deep Creek Bypass Valve Operation

Current River Flow at Hoyes Run CFS	Current Bypass valve opening %	Calculated Hoyes Run Flow CFS	Bypass Flow Required CFS	Bypass Valve % Open
152.0	0.0	152.0	0.0	closed

Bypass valve required to be opened per table? ___ YES ___ NO

Bypass valve position logged on 'Input Area' sheet? ___ YES ___ NO ___N/A

Regional Operator _____

Shift Supervisor _____ 11/11/16

NOTES:

November 12, 2016 ✓

Deep Creek Bypass Valve Operation

Current River Flow at Hoyes Run CFS	Current Bypass valve opening %	Calculated Hoyes Run Flow CFS	Bypass Flow Required CFS	Bypass Valve % Open
121.0	0.0	121.0	0.0	closed

Bypass valve required to be opened per table? ___ YES ___✓ NO

Bypass valve position logged on 'Input Area' sheet? ___✓ YES ___ NO ___N/A

Regional Operator _____

Shift Supervisor _____

NOTES:

November 13, 2016

Deep Creek Bypass Valve Operation

Current River Flow at Hoyes Run CFS	Current Bypass valve opening %	Calculated Hoyes Run Flow CFS	Bypass Flow Required CFS	Bypass Valve % Open
111.0	0.0	111.0	0.0	closed

Bypass valve required to be opened per table? ___ YES ___ NO

Bypass valve position logged on 'Input Area' sheet? ___ YES ___ NO ___N/A

Regional Operator _____

Shift Supervisor R. McKenna

NOTES:

November 14, 2016

Deep Creek Bypass Valve Operation

Current River Flow at Hoyes Run CFS	Current Bypass valve opening %	Calculated Hoyes Run Flow CFS	Bypass Flow Required CFS	Bypass Valve % Open
103.0	0.0	103.0	0.0	closed

Bypass valve required to be opened per table? ___ YES ✓ NO

Bypass valve position logged on 'Input Area' sheet? ✓ YES ___ NO ___N/A

Regional Operator _____

Shift Supervisor _____

NOTES:

November 15, 2016

Deep Creek Bypass Valve Operation

Current River Flow at Hoyes Run CFS	Current Bypass valve opening %	Calculated Hoyes Run Flow CFS	Bypass Flow Required CFS	Bypass Valve % Open
92.0	0.0	92.0	0.0	closed

Bypass valve required to be opened per table? ___ YES ✓ NO

Bypass valve position logged on 'Input Area' sheet? ✓ YES ___ NO ___ N/A

Regional Operator _____

Shift Supervisor _____

NOTES:

November 16, 2016

Deep Creek Bypass Valve Operation

Current River Flow at Hoyes Run CFS	Current Bypass valve opening %	Calculated Hoyes Run Flow CFS	Bypass Flow Required CFS	Bypass Valve % Open
94.0	0.0	94.0	0.0	closed

Bypass valve required to be opened per table? ___ YES ___✓ NO

Bypass valve position logged on 'Input Area' sheet? ___✓ YES ___ NO ___N/A

Regional Operator _____

Shift Supervisor _____

NOTES:

November 17, 2016

Deep Creek Bypass Valve Operation

Current River Flow at Hoyes Run CFS	Current Bypass valve opening %	Calculated Hoyes Run Flow CFS	Bypass Flow Required CFS	Bypass Valve % Open
100.0	0.0	100.0	0.0	closed

Bypass valve required to be opened per table? ___ YES ✓ NO

Bypass valve position logged on 'Input Area' sheet? ✓ YES ___ NO ___N/A

Regional Operator Jay MOSD

Shift Supervisor [signature]

NOTES:

November 18, 2016

Deep Creek Bypass Valve Operation

Current River Flow at Hoyes Run CFS	Current Bypass valve opening %	Calculated Hoyes Run Flow CFS	Bypass Flow Required CFS	Bypass Valve % Open
109.0	0.0	109.0	0.0	closed

Bypass valve required to be opened per table? ___ YES ✓ NO

Bypass valve position logged on 'Input Area' sheet? ✓ YES ___ NO ___N/A

Regional Operator _____

Shift Supervisor _____

NOTES:

November 19, 2016

Deep Creek Bypass Valve Operation

Current River Flow at Hoyes Run CFS	Current Bypass valve opening %	Calculated Hoyes Run Flow CFS	Bypass Flow Required CFS	Bypass Valve % Open
94.0	0.0	94.0	0.0	closed

Bypass valve required to be opened per table? ___ YES ✓ NO

Bypass valve position logged on 'Input Area' sheet? ✓ YES ___ NO ___ N/A

Regional Operator _____

Shift Supervisor _____

NOTES:

November 20, 2016

Deep Creek Bypass Valve Operation

Current River Flow at Hoyes Run CFS	Current Bypass valve opening %	Calculated Hoyes Run Flow CFS	Bypass Flow Required CFS	Bypass Valve % Open
97.0	0.0	97.0	0.0	closed

Bypass valve required to be opened per table? ___ YES ___✓___ NO

Bypass valve position logged on 'Input Area' sheet? ___✓___ YES ___ NO ___N/A

Regional Operator _____

Shift Supervisor _____

NOTES:

November 21, 2016

Deep Creek Bypass Valve Operation

Current River Flow at Hoyes Run CFS	Current Bypass valve opening %	Calculated Hoyes Run Flow CFS	Bypass Flow Required CFS	Bypass Valve % Open
97.0	0.0	97.0	0.0	closed

Bypass valve required to be opened per table? ___ YES ✓ NO

Bypass valve position logged on 'Input Area' sheet? ✓ YES ___ NO ___N/A

Regional Operator _____

Shift Supervisor R. McCann 11/21/16

NOTES:

November 22, 2016

Deep Creek Bypass Valve Operation

Current River Flow at Hoyes Run CFS	Current Bypass valve opening %	Calculated Hoyes Run Flow CFS	Bypass Flow Required CFS	Bypass Valve % Open
94.0	0.0	94.0	0.0	closed

Bypass valve required to be opened per table? ___ YES ___ NO ✓

Bypass valve position logged on 'Input Area' sheet? ___ YES ___ NO ___N/A ✓

Regional Operator _____

Shift Supervisor K. McKenna 11/22/16

NOTES:

November 23, 2016

Deep Creek Bypass Valve Operation

Current River Flow at Hoyes Run CFS	Current Bypass valve opening %	Calculated Hoyes Run Flow CFS	Bypass Flow Required CFS	Bypass Valve % Open
111.0	0.0	111.0	0.0	closed

Bypass valve required to be opened per table? ___ YES ✓ NO

Bypass valve position logged on 'Input Area' sheet? ✓ YES ___ NO ___N/A

Regional Operator _____

Shift Supervisor R. McCann

NOTES:

November 24, 2016

Deep Creek Bypass Valve Operation

Current River Flow at Hoyes Run CFS	Current Bypass valve opening %	Calculated Hoyes Run Flow CFS	Bypass Flow Required CFS	Bypass Valve % Open
70.0	0.0	70.0	0.0	closed

Bypass valve required to be opened per table? ___ YES ✓ NO

Bypass valve position logged on 'Input Area' sheet? ___ YES ___ NO ___N/A

Regional Operator _____

Shift Supervisor R McLean

NOTES:

November 25, 2016

Deep Creek Bypass Valve Operation

Current River Flow at Hoyes Run CFS	Current Bypass valve opening %	Calculated Hoyes Run Flow CFS	Bypass Flow Required CFS	Bypass Valve % Open
79.0	0.0	79.0	0.0	closed

Bypass valve required to be opened per table? ___ YES ___✓ NO

Bypass valve position logged on 'Input Area' sheet? ___✓ YES ___ NO ___N/A

Regional Operator _____

Shift Supervisor _____

NOTES:

November 26, 2016

Deep Creek Bypass Valve Operation

Current River Flow at Hoyes Run CFS	Current Bypass valve opening %	Calculated Hoyes Run Flow CFS	Bypass Flow Required CFS	Bypass Valve % Open
92.0	0.0	92.0	0.0	closed

Bypass valve required to be opened per table? ___ YES ___X___ NO

Bypass valve position logged on 'Input Area' sheet? ___X___ YES ___ NO ___N/A

Regional Operator _____

Shift Supervisor _____

NOTES:

November 27, 2016

Deep Creek Bypass Valve Operation

Current River Flow at Hoyes Run CFS	Current Bypass valve opening %	Calculated Hoyes Run Flow CFS	Bypass Flow Required CFS	Bypass Valve % Open
89.0	0.0	89.0	0.0	closed

Bypass valve required to be opened per table? ___ YES ___ NO

Bypass valve position logged on 'Input Area' sheet? ___ YES ___ NO ___N/A

Regional Operator _____

Shift Supervisor _____

NOTES:

November 28, 2016

Deep Creek Bypass Valve Operation

Current River Flow at Hoyes Run CFS	Current Bypass valve opening %	Calculated Hoyes Run Flow CFS	Bypass Flow Required CFS	Bypass Valve % Open
79.0	0.0	79.0	0.0	closed

Bypass valve required to be opened per table? ___ YES ✓ NO

Bypass valve position logged on 'Input Area' sheet? ✓ YES ___ NO ___ N/A

Regional Operator John J. McDermott

Shift Supervisor _____

NOTES:

November 29, 2016

Deep Creek Bypass Valve Operation

Current River Flow at Hoyes Run CFS	Current Bypass valve opening %	Calculated Hoyes Run Flow CFS	Bypass Flow Required CFS	Bypass Valve % Open
70.0	0.0	70.0	0.0	closed

Bypass valve required to be opened per table? ___ YES ✓ NO

Bypass valve position logged on 'Input Area' sheet? ✓ YES ___ NO ___N/A

Regional Operator _____

Shift Supervisor _____

NOTES:

November 30, 2016

Deep Creek Bypass Valve Operation

Current River Flow at Hoyes Run CFS	Current Bypass valve opening %	Calculated Hoyes Run Flow CFS	Bypass Flow Required CFS	Bypass Valve % Open
148.0	0.0	148.0	0.0	closed

Bypass valve required to be opened per table? ___ YES ✓ NO

Bypass valve position logged on 'Input Area' sheet? ✓ YES ___ NO ___N/A

Regional Operator John J. McDermott

Shift Supervisor _____

NOTES:

December 1, 2016

Deep Creek Bypass Valve Operation

Current River Flow at Hoyes Run CFS	Current Bypass valve opening %	Calculated Hoyes Run Flow CFS	Bypass Flow Required CFS	Bypass Valve % Open
543.0	0.0	543.0	0.0	closed

Bypass valve required to be opened per table? ___ YES ✓ NO

Bypass valve position logged on 'Input Area' sheet? ✓ YES ___ NO ___N/A

Regional Operator _____

Shift Supervisor _____

NOTES:

December 2, 2016

Deep Creek Bypass Valve Operation

Current River Flow at Hoyes Run CFS	Current Bypass valve opening %	Calculated Hoyes Run Flow CFS	Bypass Flow Required CFS	Bypass Valve % Open
616.0	0.0	616.0	0.0	closed

Bypass valve required to be opened per table? ___ YES ✓ NO

Bypass valve position logged on 'Input Area' sheet? ✓ YES ___ NO ___N/A

Regional Operator Sara Kurz

Shift Supervisor

NOTES:

December 3, 2016

Deep Creek Bypass Valve Operation

Current River Flow at Hoyes Run CFS	Current Bypass valve opening %	Calculated Hoyes Run Flow CFS	Bypass Flow Required CFS	Bypass Valve % Open
366.0	0.0	366.0	0.0	closed

Bypass valve required to be opened per table? ___ YES ✓ NO

Bypass valve position logged on 'Input Area' sheet? ✓ YES ___ NO ___N/A

Regional Operator Sara Kunz

Shift Supervisor

NOTES:

December 4, 2016

Deep Creek Bypass Valve Operation

Current River Flow at Hoyes Run CFS	Current Bypass valve opening %	Calculated Hoyes Run Flow CFS	Bypass Flow Required CFS	Bypass Valve % Open
270.0	0.0	270.0	0.0	closed

Bypass valve required to be opened per table? ___ YES ___X___ NO

Bypass valve position logged on 'Input Area' sheet? ___X___ YES ___ NO ___N/A

Regional Operator _____

Shift Supervisor _____

NOTES:

December 5, 2016

Deep Creek Bypass Valve Operation

Current River Flow at Hoyes Run CFS	Current Bypass valve opening %	Calculated Hoyes Run Flow CFS	Bypass Flow Required CFS	Bypass Valve % Open
227.0	0.0	227.0	0.0	closed

Bypass valve required to be opened per table? ___ YES ___NO

Bypass valve position logged on 'Input Area' sheet? ___ YES ___ NO ___N/A

Regional Operator _____

Shift Supervisor _____

NOTES:

December 6, 2016

Deep Creek Bypass Valve Operation

Current River Flow at Hoyes Run CFS	Current Bypass valve opening %	Calculated Hoyes Run Flow CFS	Bypass Flow Required CFS	Bypass Valve % Open
326.0	0.0	326.0	0.0	closed

Bypass valve required to be opened per table? ___ YES ___X___ NO

Bypass valve position logged on 'Input Area' sheet? ___X___ YES ___ NO ___N/A

Regional Operator _____

Shift Supervisor _____

NOTES:

December 7, 2016

Deep Creek Bypass Valve Operation

Current River Flow at Hoyes Run CFS	Current Bypass valve opening %	Calculated Hoyes Run Flow CFS	Bypass Flow Required CFS	Bypass Valve % Open
1550.0	0.0	1550.0	0.0	closed

Bypass valve required to be opened per table? ___ YES ___X___ NO

Bypass valve position logged on 'Input Area' sheet? ___X___ YES ___ NO ___N/A

Regional Operator _____

Shift Supervisor _____

NOTES:

December 8, 2016

Deep Creek Bypass Valve Operation

Current River Flow at Hoyes Run CFS	Current Bypass valve opening %	Calculated Hoyes Run Flow CFS	Bypass Flow Required CFS	Bypass Valve % Open
928.0	0.0	928.0	0.0	closed

Bypass valve required to be opened per table? ___ YES ___ NO

Bypass valve position logged on 'Input Area' sheet? ___ YES ___ NO ___N/A

Regional Operator _____

Shift Supervisor _____

NOTES:

December 9, 2016

Deep Creek Bypass Valve Operation

Current River Flow at Hoyes Run CFS	Current Bypass valve opening %	Calculated Hoyes Run Flow CFS	Bypass Flow Required CFS	Bypass Valve % Open
645.0	0.0	645.0	0.0	closed

Bypass valve required to be opened per table? ___ YES X NO

Bypass valve position logged on 'Input Area' sheet? X YES ___ NO ___N/A

Regional Operator _____

Shift Supervisor _____

NOTES:

December 10, 2016

Deep Creek Bypass Valve Operation

Current River Flow at Hoyes Run CFS	Current Bypass valve opening %	Calculated Hoyes Run Flow CFS	Bypass Flow Required CFS	Bypass Valve % Open
437.0	0.0	437.0	0.0	closed

Bypass valve required to be opened per table? ___ YES X NO

Bypass valve position logged on 'Input Area' sheet? X YES ___ NO ___N/A

Regional Operator _____

Shift Supervisor _____

NOTES:

December 11, 2016

Deep Creek Bypass Valve Operation

Current River Flow at Hoyes Run CFS	Current Bypass valve opening %	Calculated Hoyes Run Flow CFS	Bypass Flow Required CFS	Bypass Valve % Open
332.0	0.0	332.0	0.0	closed

Bypass valve required to be opened per table? ___ YES X NO

Bypass valve position logged on 'Input Area' sheet? X YES ___ NO ___N/A

Regional Operator _____

Shift Supervisor _____

NOTES:

December 12, 2016

Deep Creek Bypass Valve Operation

Current River Flow at Hoyes Run CFS	Current Bypass valve opening %	Calculated Hoyes Run Flow CFS	Bypass Flow Required CFS	Bypass Valve % Open
288.0	0.0	288.0	0.0	closed

Bypass valve required to be opened per table? ___ YES ✓ NO

Bypass valve position logged on 'Input Area' sheet? ✓ YES ___ NO ___N/A

Regional Operator _____

Shift Supervisor _____

NOTES:

December 13, 2016

Deep Creek Bypass Valve Operation

Current River Flow at Hoyes Run CFS	Current Bypass valve opening %	Calculated Hoyes Run Flow CFS	Bypass Flow Required CFS	Bypass Valve % Open
1410.0	0.0	1410.0	0.0	closed

Bypass valve required to be opened per table? ___ YES ✓ NO

Bypass valve position logged on 'Input Area' sheet? ✓ YES ___ NO ___N/A

Regional Operator _____

Shift Supervisor _____

NOTES:

December 14, 2016

Deep Creek Bypass Valve Operation

Current River Flow at Hoyes Run CFS	Current Bypass valve opening %	Calculated Hoyes Run Flow CFS	Bypass Flow Required CFS	Bypass Valve % Open
728.0	0.0	728.0	0.0	closed

Bypass valve required to be opened per table? ___ YES ✓ NO

Bypass valve position logged on 'Input Area' sheet? ✓ YES ___ NO ___N/A

Regional Operator _____

Shift Supervisor _____

NOTES:

December 15, 2016

Deep Creek Bypass Valve Operation

Current River Flow at Hoyes Run CFS	Current Bypass valve opening %	Calculated Hoyes Run Flow CFS	Bypass Flow Required CFS	Bypass Valve % Open
525.0	0.0	525.0	0.0	closed

Bypass valve required to be opened per table? ___ YES ✓ NO

Bypass valve position logged on 'Input Area' sheet? ✓ YES ___ NO ___N/A

Regional Operator _____

Shift Supervisor _____

NOTES:

December 16, 2016

Deep Creek Bypass Valve Operation

Current River Flow at Hoyes Run CFS	Current Bypass valve opening %	Calculated Hoyes Run Flow CFS	Bypass Flow Required CFS	Bypass Valve % Open
360.0	0.0	360.0	0.0	closed

Bypass valve required to be opened per table? ___ YES ___NO

Bypass valve position logged on 'Input Area' sheet? ___YES ___ NO ___N/A

Regional Operator Sara Kurz

Shift Supervisor [signature] PASS

NOTES:

December 17, 2016

Deep Creek Bypass Valve Operation

Current River Flow at Hoyes Run CFS	Current Bypass valve opening %	Calculated Hoyes Run Flow CFS	Bypass Flow Required CFS	Bypass Valve % Open
386.0	0.0	386.0	0.0	closed

Bypass valve required to be opened per table? ✓ YES ___ NO

Bypass valve position logged on 'Input Area' sheet? ✓ YES ___ NO ___N/A

Regional Operator John J Mowd

Shift Supervisor [signature]

NOTES:

December 18, 2016

Deep Creek Bypass Valve Operation

Current River Flow at Hoyes Run CFS	Current Bypass valve opening %	Calculated Hoyes Run Flow CFS	Bypass Flow Required CFS	Bypass Valve % Open
2420.0	0.0	2420.0	0.0	closed

Bypass valve required to be opened per table? ___ YES ✓ NO

Bypass valve position logged on 'Input Area' sheet? ✓ YES ___ NO ___N/A

Regional Operator Sara King

Shift Supervisor [signature]

NOTES:

December 19, 2016

Deep Creek Bypass Valve Operation

Current River Flow at Hoyes Run CFS	Current Bypass valve opening %	Calculated Hoyes Run Flow CFS	Bypass Flow Required CFS	Bypass Valve % Open
4660.0	0.0	4660.0	0.0	closed

Bypass valve required to be opened per table? ___ YES X NO

Bypass valve position logged on 'Input Area' sheet? X YES ___ NO ___N/A

Regional Operator _____

Shift Supervisor _____ 12/19/16

NOTES:

December 20, 2016

Deep Creek Bypass Valve Operation

Current River Flow at Hoyes Run CFS	Current Bypass valve opening %	Calculated Hoyes Run Flow CFS	Bypass Flow Required CFS	Bypass Valve % Open
1650.0	0.0	1650.0	0.0	closed

Bypass valve required to be opened per table? ___ YES ___X___ NO

Bypass valve position logged on 'Input Area' sheet? ___X___ YES ___ NO ___N/A

Regional Operator _____

Shift Supervisor _____

NOTES:

December 21, 2016

Deep Creek Bypass Valve Operation

Current River Flow at Hoyes Run CFS	Current Bypass valve opening %	Calculated Hoyes Run Flow CFS	Bypass Flow Required CFS	Bypass Valve % Open
1010.0	0.0	1010.0	0.0	closed

Bypass valve required to be opened per table? ___ YES X NO

Bypass valve position logged on 'Input Area' sheet? X YES ___ NO ___N/A

Regional Operator _____

Shift Supervisor _____

NOTES:

December 22, 2016

Deep Creek Bypass Valve Operation

Current River Flow at Hoyes Run CFS	Current Bypass valve opening %	Calculated Hoyes Run Flow CFS	Bypass Flow Required CFS	Bypass Valve % Open
696.0	0.0	696.0	0.0	closed

Bypass valve required to be opened per table? ___ YES ✓ NO

Bypass valve position logged on 'Input Area' sheet? X YES ___ NO ___ N/A

Regional Operator _____

Shift Supervisor _____

NOTES:

December 23, 2016

Deep Creek Bypass Valve Operation

Current River Flow at Hoyes Run CFS	Current Bypass valve opening %	Calculated Hoyes Run Flow CFS	Bypass Flow Required CFS	Bypass Valve % Open
525.0	0.0	525.0	0.0	closed

Bypass valve required to be opened per table? ___ YES ✓ NO

Bypass valve position logged on 'Input Area' sheet? ✓ YES ___ NO ___N/A

Regional Operator _____

Shift Supervisor _____



NOTES:

December 24, 2016

Deep Creek Bypass Valve Operation

Current River Flow at Hoyes Run CFS	Current Bypass valve opening %	Calculated Hoyes Run Flow CFS	Bypass Flow Required CFS	Bypass Valve % Open
422.0	0.0	422.0	0.0	closed

Bypass valve required to be opened per table? ___ YES ✓ NO

Bypass valve position logged on 'Input Area' sheet? ✓ YES ___ NO ___N/A

Regional Operator _____

Shift Supervisor _____

NOTES:

December 25, 2016

Deep Creek Bypass Valve Operation

Current River Flow at Hoyes Run CFS	Current Bypass valve opening %	Calculated Hoyes Run Flow CFS	Bypass Flow Required CFS	Bypass Valve % Open
460.0	0.0	460.0	0.0	closed

Bypass valve required to be opened per table? ___ YES X NO

Bypass valve position logged on 'Input Area' sheet? X YES ___ NO ___N/A

Regional Operator 

Shift Supervisor 

NOTES:

December 26, 2016

Deep Creek Bypass Valve Operation

Current River Flow at Hoyes Run CFS	Current Bypass valve opening %	Calculated Hoyes Run Flow CFS	Bypass Flow Required CFS	Bypass Valve % Open
400.0	0.0	400.0	0.0	closed

Bypass valve required to be opened per table? ___ YES ✓ NO

Bypass valve position logged on 'Input Area' sheet? ✓ YES ___ NO ___ N/A

Regional Operator Sara Parent

Shift Supervisor [signature]

NOTES:

December 27, 2016

Deep Creek Bypass Valve Operation

Current River Flow at Hoyes Run CFS	Current Bypass valve opening %	Calculated Hoyes Run Flow CFS	Bypass Flow Required CFS	Bypass Valve % Open
353.0	0.0	353.0	0.0	closed

Bypass valve required to be opened per table? ___ YES ✓ NO

Bypass valve position logged on 'Input Area' sheet? ✓ YES ___ NO ___N/A

Regional Operator Sara Parent

Shift Supervisor [signature]

NOTES:

December 28, 2016

Deep Creek Bypass Valve Operation

Current River Flow at Hoyes Run CFS	Current Bypass valve opening %	Calculated Hoyes Run Flow CFS	Bypass Flow Required CFS	Bypass Valve % Open
606.0	0.0	606.0	0.0	closed

Bypass valve required to be opened per table? ___ YES ✓ NO

Bypass valve position logged on 'Input Area' sheet? ✓ YES ___ NO ___N/A

Regional Operator Sara Parent

Shift Supervisor [signature] preuss

NOTES:

December 29, 2016

Deep Creek Bypass Valve Operation

Current River Flow at Hoyes Run CFS	Current Bypass valve opening %	Calculated Hoyes Run Flow CFS	Bypass Flow Required CFS	Bypass Valve % Open
460.0	0.0	460.0	0.0	closed

Bypass valve required to be opened per table? ___ YES ✓ NO

Bypass valve position logged on 'Input Area' sheet? ✓ YES ___ NO ___ N/A

Regional Operator Sara Parent

Shift Supervisor _____

NOTES:

December 30, 2016

Deep Creek Bypass Valve Operation

Current River Flow at Hoyes Run CFS	Current Bypass valve opening %	Calculated Hoyes Run Flow CFS	Bypass Flow Required CFS	Bypass Valve % Open
626.0	0.0	626.0	0.0	closed

Bypass valve required to be opened per table? ___ YES ✓ NO

Bypass valve position logged on 'Input Area' sheet? ✓ YES ___ NO ___N/A

Regional Operator _____

Shift Supervisor _____

NOTES:

December 31, 2016

Deep Creek Bypass Valve Operation

Current River Flow at Hoyes Run CFS	Current Bypass valve opening %	Calculated Hoyes Run Flow CFS	Bypass Flow Required CFS	Bypass Valve % Open
484.0	0.0	484.0	0.0	closed

Bypass valve required to be opened per table? ___ YES ✓ NO

Bypass valve position logged on 'Input Area' sheet? ✓ YES ___ NO ___N/A

Regional Operator _____

Shift Supervisor _____

NOTES:

APPENDIX D

- 2016 Dissolved Oxygen Data & Generation Graphs
- 2016 Dissolved Oxygen Concentrations Collected below the Deep Creek Station Tailrace

Dissolved Oxygen Concentrations Measured in the Tailrace – June 2016

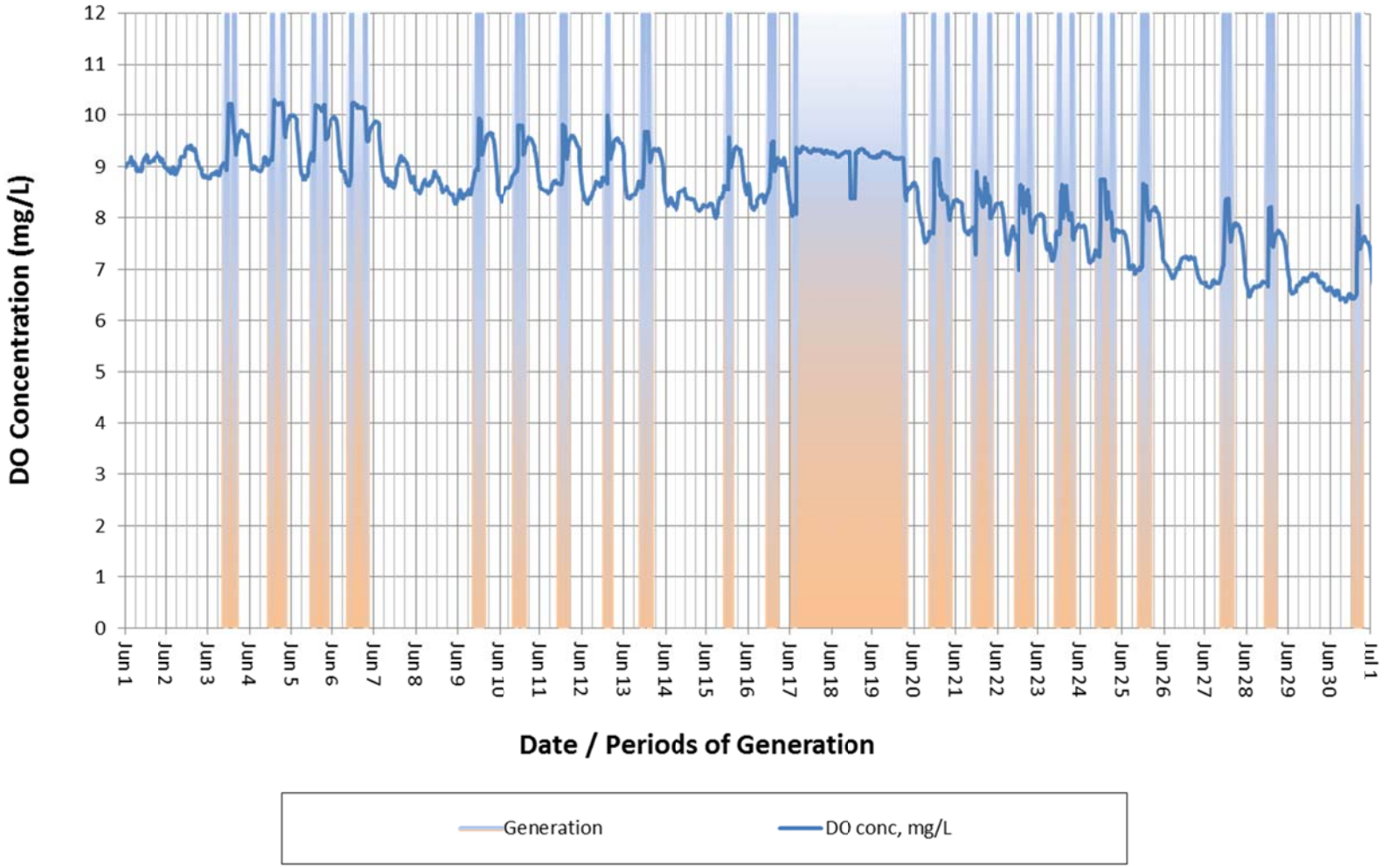

Dissolved Oxygen Concentrations Measured in the Tailrace – July 2016

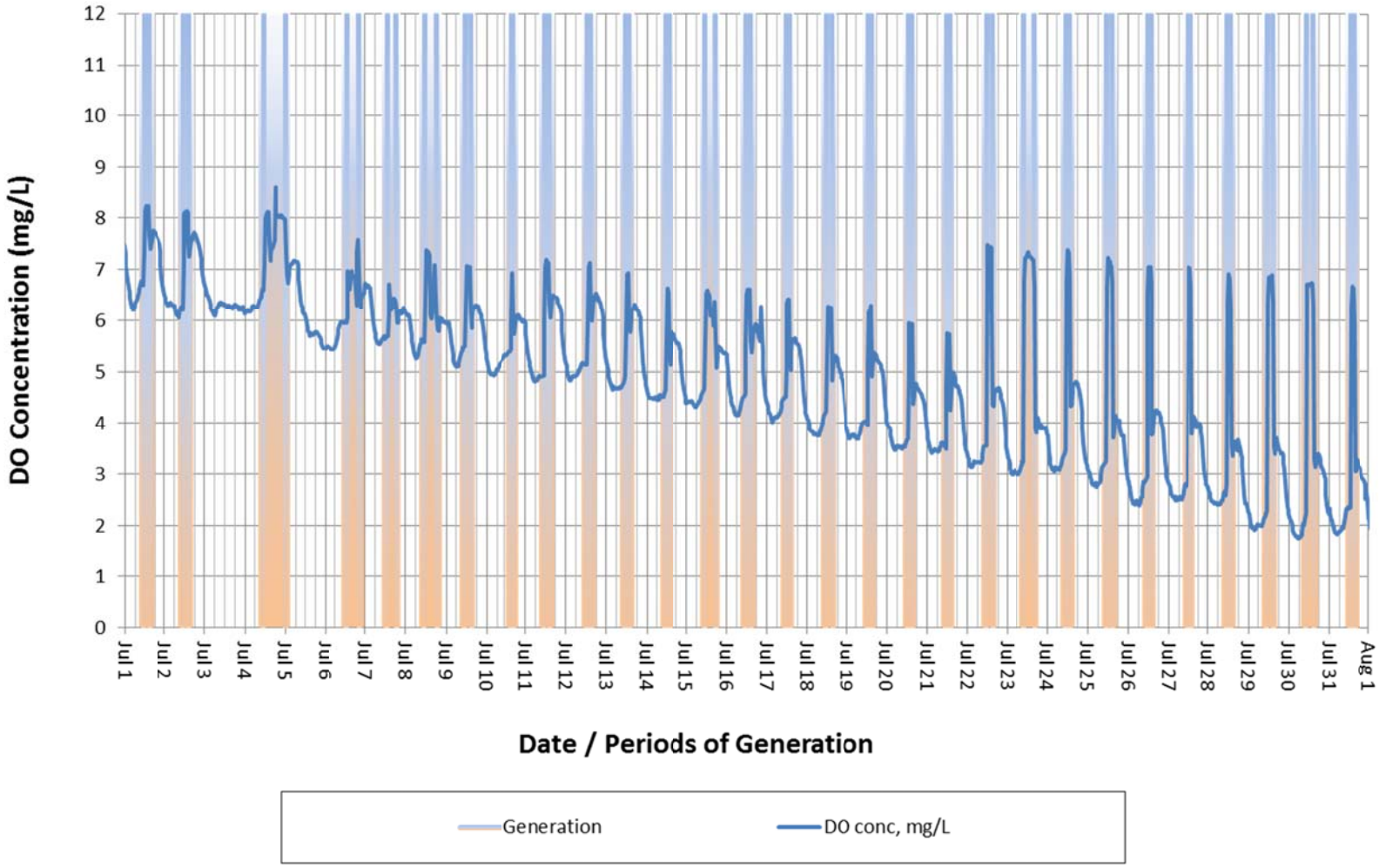

Dissolved Oxygen Concentrations Measured in the Tailrace – August 2016

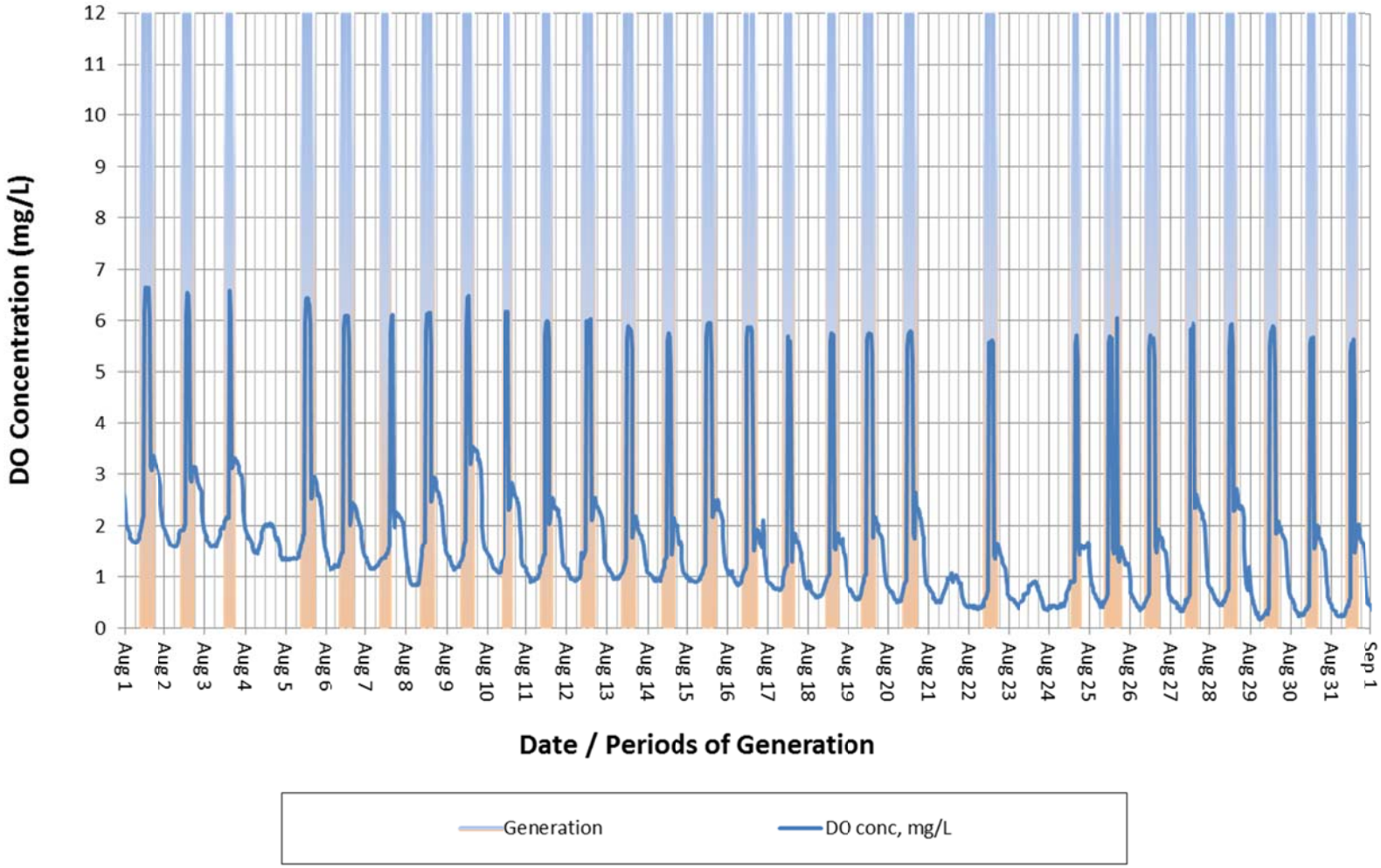

Dissolved Oxygen Concentrations Measured in the Tailrace – September 2016

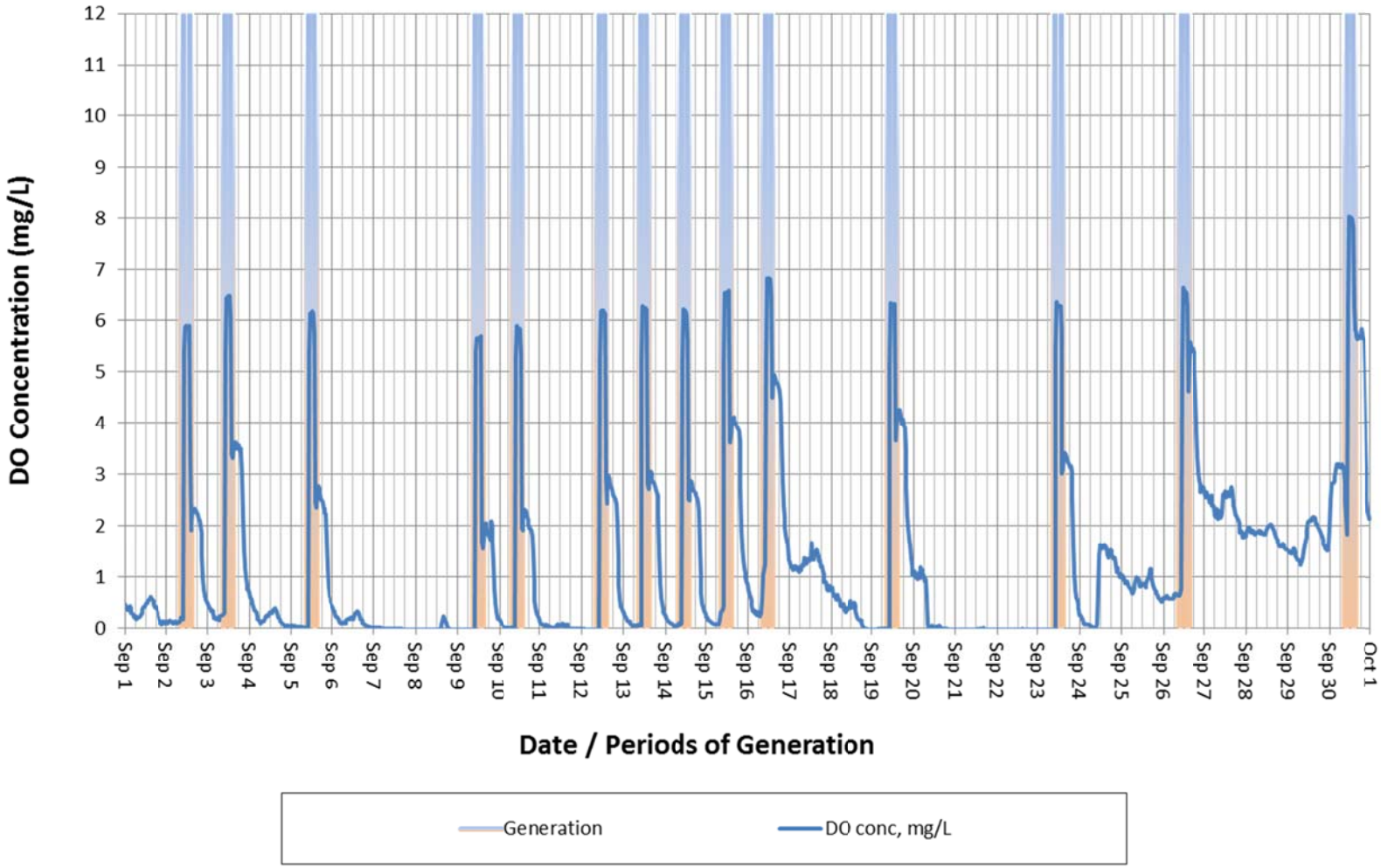

Dissolved Oxygen Concentrations Measured in the Tailrace – June to September 2016

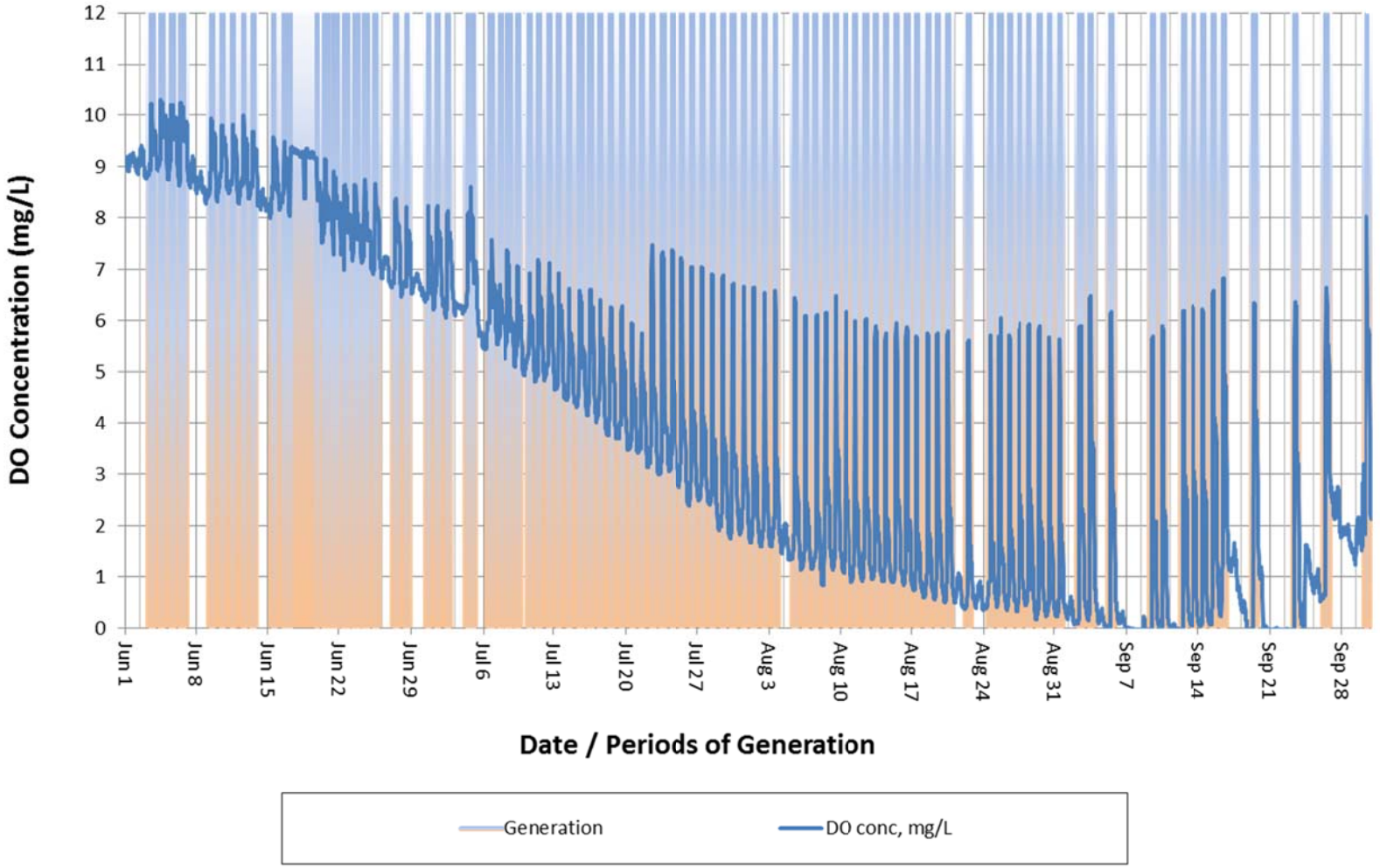

2016 Dissolved Oxygen Concentrations Collected below the Deep Creek Station Tailrace

Date	DO (mg/L)	Temp (°C)
6/1/2016 0:10	9.02	11.10
6/1/2016 0:40	9.06	11.16
6/1/2016 1:10	9.07	11.18
6/1/2016 1:40	9.08	11.20
6/1/2016 2:10	9.10	11.30
6/1/2016 2:40	9.19	11.40
6/1/2016 3:10	9.18	11.40
6/1/2016 3:40	9.12	11.28
6/1/2016 4:10	9.04	11.20
6/1/2016 4:40	9.09	11.22
6/1/2016 5:10	9.06	11.22
6/1/2016 5:40	8.98	11.14
6/1/2016 6:10	8.94	11.04
6/1/2016 6:40	8.91	11.02
6/1/2016 7:10	8.94	11.00
6/1/2016 7:40	8.95	10.94
6/1/2016 8:10	8.92	10.86
6/1/2016 8:40	8.91	10.84
6/1/2016 9:10	8.98	10.90
6/1/2016 9:40	9.08	11.02
6/1/2016 10:10	9.12	11.16
6/1/2016 10:40	9.17	11.28
6/1/2016 11:10	9.18	11.40
6/1/2016 11:40	9.23	11.50
6/1/2016 12:10	9.19	11.44
6/1/2016 12:40	9.16	11.38
6/1/2016 13:10	9.07	11.32
6/1/2016 13:40	9.07	11.48
6/1/2016 14:10	9.09	11.44
6/1/2016 14:40	9.12	11.56
6/1/2016 15:10	9.12	11.82
6/1/2016 15:40	9.12	11.92
6/1/2016 16:10	9.16	11.82
6/1/2016 16:40	9.17	11.74
6/1/2016 17:10	9.20	11.68
6/1/2016 17:40	9.20	11.68
6/1/2016 18:10	9.27	11.70
6/1/2016 18:40	9.23	11.68
6/1/2016 19:10	9.20	11.62
6/1/2016 19:40	9.16	11.56
6/1/2016 20:10	9.19	11.56
6/1/2016 20:40	9.11	11.58
6/1/2016 21:10	9.10	11.62
6/1/2016 21:40	9.15	11.60
6/1/2016 22:10	9.11	11.56
6/1/2016 22:40	9.08	11.46
6/1/2016 23:10	8.99	11.34
6/1/2016 23:40	9.00	11.24
6/2/2016 0:10	8.95	11.18
6/2/2016 0:40	8.95	11.14
6/2/2016 1:10	8.91	11.12
6/2/2016 1:40	8.95	11.08
6/2/2016 2:10	8.93	11.06
6/2/2016 2:40	8.87	11.06
6/2/2016 3:10	8.95	11.08
6/2/2016 3:40	8.99	11.12
6/2/2016 4:10	9.00	11.12
6/2/2016 4:40	8.87	11.00
6/2/2016 5:10	8.86	10.92
6/2/2016 5:40	8.86	10.92
6/2/2016 6:10	8.91	10.98
6/2/2016 6:40	8.96	11.02
6/2/2016 7:10	9.01	11.08
6/2/2016 7:40	9.02	11.16
6/2/2016 8:10	9.14	11.24
6/2/2016 8:40	9.19	11.34
6/2/2016 9:10	9.19	11.44
6/2/2016 9:40	9.19	11.44
6/2/2016 10:10	9.20	11.46
6/2/2016 10:40	9.28	11.60
6/2/2016 11:10	9.31	11.74
6/2/2016 11:40	9.36	11.88
6/2/2016 12:10	9.39	11.94
6/2/2016 12:40	9.39	12.00
6/2/2016 13:10	9.35	12.44
6/2/2016 13:40	9.41	12.34
6/2/2016 14:10	9.42	12.42
6/2/2016 14:40	9.34	12.52

2016 Dissolved Oxygen Concentrations Collected below the Deep Creek Station Tailrace

Date	DO (mg/L)	Temp (°C)
6/2/2016 15:10	9.36	12.58
6/2/2016 15:40	9.32	12.42
6/2/2016 16:10	9.35	12.00
6/2/2016 16:40	9.32	11.90
6/2/2016 17:10	9.18	11.76
6/2/2016 17:40	9.14	11.54
6/2/2016 18:10	9.11	11.40
6/2/2016 18:40	9.04	11.28
6/2/2016 19:10	9.00	11.22
6/2/2016 19:40	8.96	11.14
6/2/2016 20:10	8.95	11.14
6/2/2016 20:40	8.87	11.04
6/2/2016 21:10	8.82	11.02
6/2/2016 21:40	8.80	11.04
6/2/2016 22:10	8.83	11.02
6/2/2016 22:40	8.80	11.04
6/2/2016 23:10	8.82	11.06
6/2/2016 23:40	8.78	11.06
6/3/2016 0:10	8.78	11.02
6/3/2016 0:40	8.77	11.02
6/3/2016 1:10	8.78	11.02
6/3/2016 1:40	8.85	11.06
6/3/2016 2:10	8.86	11.14
6/3/2016 2:40	8.86	11.16
6/3/2016 3:10	8.87	11.18
6/3/2016 3:40	8.87	11.22
6/3/2016 4:10	8.86	11.24
6/3/2016 4:40	8.91	11.26
6/3/2016 5:10	8.90	11.24
6/3/2016 5:40	8.84	11.18
6/3/2016 6:10	8.83	11.12
6/3/2016 6:40	8.83	11.16
6/3/2016 7:10	8.93	11.22
6/3/2016 7:40	9.02	11.26
6/3/2016 8:10	9.03	11.30
6/3/2016 8:40	9.08	11.36
6/3/2016 9:10	9.04	11.34
6/3/2016 9:40	9.04	11.26
6/3/2016 10:10	9.01	11.20

Date	DO (mg/L)	Temp (°C)
6/3/2016 10:40	8.94	11.16
6/3/2016 11:10	9.41	10.32
6/3/2016 11:40	10.22	12.88
6/3/2016 12:10	10.22	13.00
6/3/2016 12:40	10.22	12.98
6/3/2016 13:10	10.21	12.96
6/3/2016 13:40	10.21	12.96
6/3/2016 14:10	9.96	12.96
6/3/2016 14:40	9.68	12.56
6/3/2016 15:10	9.60	12.44
6/3/2016 15:40	9.31	12.94
6/3/2016 16:10	9.23	13.34
6/3/2016 16:40	9.43	13.32
6/3/2016 17:10	9.50	13.30
6/3/2016 17:40	9.60	13.26
6/3/2016 18:10	9.66	13.18
6/3/2016 18:40	9.69	13.12
6/3/2016 19:10	9.67	13.04
6/3/2016 19:40	9.69	13.00
6/3/2016 20:10	9.66	12.98
6/3/2016 20:40	9.64	12.96
6/3/2016 21:10	9.60	12.96
6/3/2016 21:40	9.60	12.96
6/3/2016 22:10	9.61	12.96
6/3/2016 22:40	9.61	12.94
6/3/2016 23:10	9.51	12.78
6/3/2016 23:40	9.34	12.42
6/4/2016 0:10	9.11	12.04
6/4/2016 0:40	9.00	11.72
6/4/2016 1:10	8.98	11.58
6/4/2016 1:40	8.96	11.60
6/4/2016 2:10	9.00	11.62
6/4/2016 2:40	9.01	11.60
6/4/2016 3:10	8.99	11.56
6/4/2016 3:40	8.96	11.52
6/4/2016 4:10	8.94	11.50
6/4/2016 4:40	8.93	11.46
6/4/2016 5:10	8.93	11.40
6/4/2016 5:40	8.92	11.36

2016 Dissolved Oxygen Concentrations Collected below the Deep Creek Station Tailrace

Date	DO (mg/L)	Temp (°C)
6/4/2016 6:10	8.92	11.38
6/4/2016 6:40	8.95	11.42
6/4/2016 7:10	9.02	11.50
6/4/2016 7:40	9.10	11.62
6/4/2016 8:10	9.17	11.64
6/4/2016 8:40	9.19	11.64
6/4/2016 9:10	9.18	11.62
6/4/2016 9:40	9.09	11.54
6/4/2016 10:10	9.04	11.48
6/4/2016 10:40	9.07	11.52
6/4/2016 11:10	9.10	11.58
6/4/2016 11:40	9.11	11.62
6/4/2016 12:10	9.17	11.64
6/4/2016 12:40	9.14	11.70
6/4/2016 13:10	9.53	10.96
6/4/2016 13:40	10.30	13.12
6/4/2016 14:10	10.25	13.18
6/4/2016 14:40	10.25	13.10
6/4/2016 15:10	10.21	13.02
6/4/2016 15:40	10.21	12.96
6/4/2016 16:10	10.20	13.00
6/4/2016 16:40	10.23	13.02
6/4/2016 17:10	10.22	13.06
6/4/2016 17:40	10.23	13.06
6/4/2016 18:10	10.22	13.08
6/4/2016 18:40	10.23	13.14
6/4/2016 19:10	10.08	13.22
6/4/2016 19:40	9.63	13.46
6/4/2016 20:10	9.57	13.78
6/4/2016 20:40	9.63	13.84
6/4/2016 21:10	9.77	13.84
6/4/2016 21:40	9.87	13.82
6/4/2016 22:10	9.92	13.82
6/4/2016 22:40	9.97	13.80
6/4/2016 23:10	9.99	13.80
6/4/2016 23:40	9.98	13.78
6/5/2016 0:10	9.98	13.76
6/5/2016 0:40	10.00	13.76
6/5/2016 1:10	10.00	13.74

Date	DO (mg/L)	Temp (°C)
6/5/2016 1:40	9.98	13.72
6/5/2016 2:10	9.93	13.70
6/5/2016 2:40	9.91	13.64
6/5/2016 3:10	9.74	13.32
6/5/2016 3:40	9.56	12.88
6/5/2016 4:10	9.32	12.42
6/5/2016 4:40	9.07	12.06
6/5/2016 5:10	8.90	11.74
6/5/2016 5:40	8.84	11.54
6/5/2016 6:10	8.83	11.44
6/5/2016 6:40	8.76	11.36
6/5/2016 7:10	8.75	11.30
6/5/2016 7:40	8.76	11.26
6/5/2016 8:10	8.83	11.26
6/5/2016 8:40	8.82	11.28
6/5/2016 9:10	8.90	11.30
6/5/2016 9:40	9.00	11.42
6/5/2016 10:10	9.11	11.54
6/5/2016 10:40	9.19	11.64
6/5/2016 11:10	9.27	11.76
6/5/2016 11:40	9.25	11.80
6/5/2016 12:10	9.16	11.74
6/5/2016 12:40	9.12	11.60
6/5/2016 13:10	9.47	11.02
6/5/2016 13:40	10.20	13.44
6/5/2016 14:10	10.17	13.50
6/5/2016 14:40	10.17	13.42
6/5/2016 15:10	10.17	13.30
6/5/2016 15:40	10.14	13.28
6/5/2016 16:10	10.14	13.22
6/5/2016 16:40	10.11	13.06
6/5/2016 17:10	10.08	12.94
6/5/2016 17:40	10.12	12.94
6/5/2016 18:10	10.20	13.10
6/5/2016 18:40	10.20	13.20
6/5/2016 19:10	9.99	13.22
6/5/2016 19:40	9.53	13.46
6/5/2016 20:10	9.55	13.76
6/5/2016 20:40	9.58	13.82

2016 Dissolved Oxygen Concentrations Collected below the Deep Creek Station Tailrace

Date	DO (mg/L)	Temp (°C)
6/5/2016 21:10	9.64	13.82
6/5/2016 21:40	9.74	13.80
6/5/2016 22:10	9.82	13.80
6/5/2016 22:40	9.89	13.80
6/5/2016 23:10	9.91	13.80
6/5/2016 23:40	9.93	13.78
6/6/2016 0:10	9.93	13.78
6/6/2016 0:40	9.95	13.76
6/6/2016 1:10	9.95	13.76
6/6/2016 1:40	9.92	13.76
6/6/2016 2:10	9.93	13.74
6/6/2016 2:40	9.88	13.70
6/6/2016 3:10	9.71	13.40
6/6/2016 3:40	9.45	13.02
6/6/2016 4:10	9.21	12.62
6/6/2016 4:40	9.08	12.30
6/6/2016 5:10	8.96	12.06
6/6/2016 5:40	8.91	11.86
6/6/2016 6:10	8.91	11.78
6/6/2016 6:40	8.92	11.68
6/6/2016 7:10	8.84	11.50
6/6/2016 7:40	8.72	11.28
6/6/2016 8:10	8.69	11.14
6/6/2016 8:40	8.69	11.08
6/6/2016 9:10	8.64	11.06
6/6/2016 9:40	8.64	11.08
6/6/2016 10:10	8.74	11.26
6/6/2016 10:40	8.84	11.42
6/6/2016 11:10	9.17	10.62
6/6/2016 11:40	10.24	13.14
6/6/2016 12:10	10.23	13.22
6/6/2016 12:40	10.24	13.26
6/6/2016 13:10	10.19	13.14
6/6/2016 13:40	10.19	13.10
6/6/2016 14:10	10.19	13.08
6/6/2016 14:40	10.14	13.00
6/6/2016 15:10	10.15	13.00
6/6/2016 15:40	10.13	12.94
6/6/2016 16:10	10.13	13.00

Date	DO (mg/L)	Temp (°C)
6/6/2016 16:40	10.15	13.02
6/6/2016 17:10	10.15	13.04
6/6/2016 17:40	10.15	13.04
6/6/2016 18:10	10.12	13.02
6/6/2016 18:40	10.13	13.02
6/6/2016 19:10	9.96	13.08
6/6/2016 19:40	9.51	13.30
6/6/2016 20:10	9.49	13.62
6/6/2016 20:40	9.53	13.72
6/6/2016 21:10	9.61	13.72
6/6/2016 21:40	9.69	13.72
6/6/2016 22:10	9.76	13.70
6/6/2016 22:40	9.77	13.70
6/6/2016 23:10	9.81	13.68
6/6/2016 23:40	9.83	13.66
6/7/2016 0:10	9.85	13.66
6/7/2016 0:40	9.87	13.64
6/7/2016 1:10	9.88	13.64
6/7/2016 1:40	9.85	13.64
6/7/2016 2:10	9.85	13.62
6/7/2016 2:40	9.81	13.58
6/7/2016 3:10	9.61	13.36
6/7/2016 3:40	9.32	12.92
6/7/2016 4:10	9.14	12.56
6/7/2016 4:40	8.95	12.26
6/7/2016 5:10	8.84	12.06
6/7/2016 5:40	8.77	11.98
6/7/2016 6:10	8.72	11.82
6/7/2016 6:40	8.71	11.70
6/7/2016 7:10	8.76	11.68
6/7/2016 7:40	8.77	11.58
6/7/2016 8:10	8.63	11.38
6/7/2016 8:40	8.63	11.28
6/7/2016 9:10	8.70	11.30
6/7/2016 9:40	8.71	11.30
6/7/2016 10:10	8.66	11.22
6/7/2016 10:40	8.62	11.12
6/7/2016 11:10	8.59	11.08
6/7/2016 11:40	8.66	11.16

2016 Dissolved Oxygen Concentrations Collected below the Deep Creek Station Tailrace

Date	DO (mg/L)	Temp (°C)
6/7/2016 12:10	8.77	11.32
6/7/2016 12:40	8.86	11.46
6/7/2016 13:10	8.99	11.64
6/7/2016 13:40	9.04	11.86
6/7/2016 14:10	9.08	12.06
6/7/2016 14:40	9.17	12.40
6/7/2016 15:10	9.21	12.56
6/7/2016 15:40	9.18	12.36
6/7/2016 16:10	9.14	12.26
6/7/2016 16:40	9.12	12.14
6/7/2016 17:10	9.15	12.06
6/7/2016 17:40	9.12	12.02
6/7/2016 18:10	9.09	11.96
6/7/2016 18:40	9.06	11.96
6/7/2016 19:10	9.03	11.92
6/7/2016 19:40	8.95	11.80
6/7/2016 20:10	8.85	11.62
6/7/2016 20:40	8.76	11.50
6/7/2016 21:10	8.69	11.48
6/7/2016 21:40	8.74	11.54
6/7/2016 22:10	8.82	11.64
6/7/2016 22:40	8.79	11.66
6/7/2016 23:10	8.67	11.50
6/7/2016 23:40	8.55	11.32
6/8/2016 0:10	8.54	11.28
6/8/2016 0:40	8.54	11.30
6/8/2016 1:10	8.54	11.34
6/8/2016 1:40	8.52	11.28
6/8/2016 2:10	8.48	11.24
6/8/2016 2:40	8.52	11.28
6/8/2016 3:10	8.60	11.40
6/8/2016 3:40	8.68	11.52
6/8/2016 4:10	8.72	11.62
6/8/2016 4:40	8.75	11.68
6/8/2016 5:10	8.74	11.62
6/8/2016 5:40	8.67	11.54
6/8/2016 6:10	8.64	11.50
6/8/2016 6:40	8.63	11.44
6/8/2016 7:10	8.64	11.44

Date	DO (mg/L)	Temp (°C)
6/8/2016 7:40	8.70	11.46
6/8/2016 8:10	8.72	11.40
6/8/2016 8:40	8.69	11.32
6/8/2016 9:10	8.74	11.30
6/8/2016 9:40	8.79	11.38
6/8/2016 10:10	8.91	11.48
6/8/2016 10:40	8.90	11.48
6/8/2016 11:10	8.90	11.46
6/8/2016 11:40	8.84	11.44
6/8/2016 12:10	8.79	11.42
6/8/2016 12:40	8.79	11.44
6/8/2016 13:10	8.72	11.52
6/8/2016 13:40	8.67	11.52
6/8/2016 14:10	8.62	11.52
6/8/2016 14:40	8.58	11.42
6/8/2016 15:10	8.50	11.16
6/8/2016 15:40	8.53	11.14
6/8/2016 16:10	8.53	11.12
6/8/2016 16:40	8.56	11.12
6/8/2016 17:10	8.61	11.14
6/8/2016 17:40	8.62	11.12
6/8/2016 18:10	8.54	11.02
6/8/2016 18:40	8.51	10.94
6/8/2016 19:10	8.48	10.94
6/8/2016 19:40	8.46	10.96
6/8/2016 20:10	8.46	11.00
6/8/2016 20:40	8.45	11.08
6/8/2016 21:10	8.43	11.06
6/8/2016 21:40	8.34	10.96
6/8/2016 22:10	8.27	10.90
6/8/2016 22:40	8.27	10.92
6/8/2016 23:10	8.34	10.98
6/8/2016 23:40	8.39	11.06
6/9/2016 0:10	8.44	11.16
6/9/2016 0:40	8.53	11.26
6/9/2016 1:10	8.55	11.32
6/9/2016 1:40	8.48	11.24
6/9/2016 2:10	8.38	11.10
6/9/2016 2:40	8.38	11.08

2016 Dissolved Oxygen Concentrations Collected below the Deep Creek Station Tailrace

Date	DO (mg/L)	Temp (°C)
6/9/2016 3:10	8.42	11.12
6/9/2016 3:40	8.46	11.14
6/9/2016 4:10	8.44	11.12
6/9/2016 4:40	8.47	11.16
6/9/2016 5:10	8.52	11.24
6/9/2016 5:40	8.56	11.32
6/9/2016 6:10	8.54	11.26
6/9/2016 6:40	8.45	11.14
6/9/2016 7:10	8.46	11.10
6/9/2016 7:40	8.58	11.18
6/9/2016 8:10	8.70	11.34
6/9/2016 8:40	8.77	11.50
6/9/2016 9:10	8.85	11.62
6/9/2016 9:40	8.90	11.72
6/9/2016 10:10	8.93	11.82
6/9/2016 10:40	8.98	11.94
6/9/2016 11:10	8.93	11.00
6/9/2016 11:40	9.93	13.34
6/9/2016 12:10	9.91	13.30
6/9/2016 12:40	9.88	13.26
6/9/2016 13:10	9.61	13.36
6/9/2016 13:40	9.24	13.94
6/9/2016 14:10	9.32	14.42
6/9/2016 14:40	9.41	14.54
6/9/2016 15:10	9.50	14.54
6/9/2016 15:40	9.55	14.52
6/9/2016 16:10	9.59	14.40
6/9/2016 16:40	9.60	14.14
6/9/2016 17:10	9.63	14.00
6/9/2016 17:40	9.64	13.94
6/9/2016 18:10	9.66	13.90
6/9/2016 18:40	9.61	13.86
6/9/2016 19:10	9.64	13.80
6/9/2016 19:40	9.58	13.76
6/9/2016 20:10	9.53	13.74
6/9/2016 20:40	9.41	13.60
6/9/2016 21:10	9.19	13.26
6/9/2016 21:40	8.96	12.82
6/9/2016 22:10	8.74	12.40
6/9/2016 22:40	8.56	12.02
6/9/2016 23:10	8.46	11.76
6/9/2016 23:40	8.43	11.62
6/10/2016 0:10	8.39	11.48
6/10/2016 0:40	8.32	11.42
6/10/2016 1:10	8.36	11.42
6/10/2016 1:40	8.39	11.50
6/10/2016 2:10	8.43	11.56
6/10/2016 2:40	8.45	11.64
6/10/2016 3:10	8.50	11.76
6/10/2016 3:40	8.55	11.84
6/10/2016 4:10	8.60	11.86
6/10/2016 4:40	8.59	11.88
6/10/2016 5:10	8.60	11.90
6/10/2016 5:40	8.59	11.90
6/10/2016 6:10	8.59	11.86
6/10/2016 6:40	8.63	11.86
6/10/2016 7:10	8.70	11.94
6/10/2016 7:40	8.78	11.98
6/10/2016 8:10	8.80	12.00
6/10/2016 8:40	8.83	12.04
6/10/2016 9:10	8.85	12.14
6/10/2016 9:40	8.88	12.22
6/10/2016 10:10	8.93	12.30
6/10/2016 10:40	8.92	12.28
6/10/2016 11:10	9.10	11.22
6/10/2016 11:40	9.80	13.80
6/10/2016 12:10	9.80	13.80
6/10/2016 12:40	9.80	13.78
6/10/2016 13:10	9.75	13.68
6/10/2016 13:40	9.80	13.70
6/10/2016 14:10	9.56	13.78
6/10/2016 14:40	9.23	14.42
6/10/2016 15:10	9.27	14.92
6/10/2016 15:40	9.41	14.88
6/10/2016 16:10	9.45	14.78
6/10/2016 16:40	9.51	14.66
6/10/2016 17:10	9.53	14.54
6/10/2016 17:40	9.57	14.48

2016 Dissolved Oxygen Concentrations Collected below the Deep Creek Station Tailrace

Date	DO (mg/L)	Temp (°C)
6/10/2016 18:10	9.55	14.42
6/10/2016 18:40	9.55	14.38
6/10/2016 19:10	9.53	14.34
6/10/2016 19:40	9.48	14.30
6/10/2016 20:10	9.43	14.26
6/10/2016 20:40	9.37	14.22
6/10/2016 21:10	9.32	14.20
6/10/2016 21:40	9.25	14.08
6/10/2016 22:10	9.09	13.72
6/10/2016 22:40	8.95	13.28
6/10/2016 23:10	8.76	12.88
6/10/2016 23:40	8.68	12.54
6/11/2016 0:10	8.59	12.34
6/11/2016 0:40	8.58	12.22
6/11/2016 1:10	8.58	12.16
6/11/2016 1:40	8.56	12.08
6/11/2016 2:10	8.53	12.04
6/11/2016 2:40	8.53	11.98
6/11/2016 3:10	8.52	11.94
6/11/2016 3:40	8.54	11.96
6/11/2016 4:10	8.53	12.00
6/11/2016 4:40	8.48	12.02
6/11/2016 5:10	8.50	12.02
6/11/2016 5:40	8.51	12.06
6/11/2016 6:10	8.55	12.06
6/11/2016 6:40	8.59	12.06
6/11/2016 7:10	8.66	12.06
6/11/2016 7:40	8.71	12.06
6/11/2016 8:10	8.70	12.08
6/11/2016 8:40	8.74	12.08
6/11/2016 9:10	8.68	12.02
6/11/2016 9:40	8.68	11.98
6/11/2016 10:10	8.68	11.98
6/11/2016 10:40	8.67	11.94
6/11/2016 11:10	8.67	11.96
6/11/2016 11:40	8.66	12.02
6/11/2016 12:10	8.68	12.08
6/11/2016 12:40	8.93	11.22
6/11/2016 13:10	9.81	13.98
6/11/2016 13:40	9.77	13.94
6/11/2016 14:10	9.77	13.88
6/11/2016 14:40	9.51	13.86
6/11/2016 15:10	9.15	14.56
6/11/2016 15:40	9.31	14.96
6/11/2016 16:10	9.39	14.92
6/11/2016 16:40	9.49	14.74
6/11/2016 17:10	9.53	14.62
6/11/2016 17:40	9.59	14.54
6/11/2016 18:10	9.60	14.48
6/11/2016 18:40	9.59	14.44
6/11/2016 19:10	9.57	14.40
6/11/2016 19:40	9.57	14.34
6/11/2016 20:10	9.52	14.30
6/11/2016 20:40	9.48	14.26
6/11/2016 21:10	9.42	14.24
6/11/2016 21:40	9.40	14.20
6/11/2016 22:10	9.33	14.06
6/11/2016 22:40	9.14	13.66
6/11/2016 23:10	8.94	13.18
6/11/2016 23:40	8.74	12.78
6/12/2016 0:10	8.56	12.48
6/12/2016 0:40	8.45	12.22
6/12/2016 1:10	8.40	12.00
6/12/2016 1:40	8.36	11.88
6/12/2016 2:10	8.34	11.78
6/12/2016 2:40	8.29	11.72
6/12/2016 3:10	8.28	11.74
6/12/2016 3:40	8.36	11.84
6/12/2016 4:10	8.40	11.90
6/12/2016 4:40	8.38	11.86
6/12/2016 5:10	8.39	11.88
6/12/2016 5:40	8.44	11.94
6/12/2016 6:10	8.51	12.00
6/12/2016 6:40	8.55	12.02
6/12/2016 7:10	8.61	12.06
6/12/2016 7:40	8.69	12.06
6/12/2016 8:10	8.71	12.04
6/12/2016 8:40	8.69	11.98

2016 Dissolved Oxygen Concentrations Collected below the Deep Creek Station Tailrace

Date	DO (mg/L)	Temp (°C)
6/12/2016 9:10	8.68	11.94
6/12/2016 9:40	8.70	11.84
6/12/2016 10:10	8.62	11.74
6/12/2016 10:40	8.64	11.74
6/12/2016 11:10	8.72	11.80
6/12/2016 11:40	8.80	11.94
6/12/2016 12:10	8.77	12.12
6/12/2016 12:40	8.79	12.26
6/12/2016 13:10	8.78	12.40
6/12/2016 13:40	8.71	12.48
6/12/2016 14:10	8.68	12.52
6/12/2016 14:40	9.99	13.26
6/12/2016 15:10	9.76	13.60
6/12/2016 15:40	9.47	13.90
6/12/2016 16:10	9.16	14.50
6/12/2016 16:40	9.26	14.48
6/12/2016 17:10	9.32	14.32
6/12/2016 17:40	9.40	14.22
6/12/2016 18:10	9.47	14.20
6/12/2016 18:40	9.52	14.20
6/12/2016 19:10	9.53	14.14
6/12/2016 19:40	9.55	14.10
6/12/2016 20:10	9.55	14.08
6/12/2016 20:40	9.52	14.06
6/12/2016 21:10	9.49	14.04
6/12/2016 21:40	9.48	14.00
6/12/2016 22:10	9.45	13.98
6/12/2016 22:40	9.45	13.94
6/12/2016 23:10	9.39	13.84
6/12/2016 23:40	9.21	13.44
6/13/2016 0:10	9.00	12.98
6/13/2016 0:40	8.70	12.54
6/13/2016 1:10	8.54	12.20
6/13/2016 1:40	8.40	11.98
6/13/2016 2:10	8.39	11.94
6/13/2016 2:40	8.38	11.90
6/13/2016 3:10	8.39	11.86
6/13/2016 3:40	8.37	11.90
6/13/2016 4:10	8.43	11.92
6/13/2016 4:40	8.44	11.94
6/13/2016 5:10	8.45	11.94
6/13/2016 5:40	8.45	11.96
6/13/2016 6:10	8.45	11.94
6/13/2016 6:40	8.47	11.90
6/13/2016 7:10	8.53	11.94
6/13/2016 7:40	8.62	12.06
6/13/2016 8:10	8.72	12.18
6/13/2016 8:40	8.71	12.22
6/13/2016 9:10	8.67	12.14
6/13/2016 9:40	8.59	12.02
6/13/2016 10:10	8.62	12.02
6/13/2016 10:40	8.61	12.06
6/13/2016 11:10	8.98	11.36
6/13/2016 11:40	9.68	14.46
6/13/2016 12:10	9.68	14.44
6/13/2016 12:40	9.66	14.36
6/13/2016 13:10	9.66	14.30
6/13/2016 13:40	9.68	14.20
6/13/2016 14:10	9.43	14.22
6/13/2016 14:40	9.10	14.92
6/13/2016 15:10	9.16	15.32
6/13/2016 15:40	9.26	15.44
6/13/2016 16:10	9.28	15.32
6/13/2016 16:40	9.32	15.04
6/13/2016 17:10	9.35	14.86
6/13/2016 17:40	9.34	14.80
6/13/2016 18:10	9.33	14.72
6/13/2016 18:40	9.31	14.70
6/13/2016 19:10	9.33	14.66
6/13/2016 19:40	9.35	14.62
6/13/2016 20:10	9.33	14.58
6/13/2016 20:40	9.24	14.54
6/13/2016 21:10	9.18	14.50
6/13/2016 21:40	9.08	14.34
6/13/2016 22:10	8.93	13.94
6/13/2016 22:40	8.75	13.52
6/13/2016 23:10	8.54	13.12
6/13/2016 23:40	8.42	12.76

2016 Dissolved Oxygen Concentrations Collected below the Deep Creek Station Tailrace

Date	DO (mg/L)	Temp (°C)
6/14/2016 0:10	8.30	12.50
6/14/2016 0:40	8.23	12.32
6/14/2016 1:10	8.27	12.26
6/14/2016 1:40	8.30	12.26
6/14/2016 2:10	8.34	12.30
6/14/2016 2:40	8.39	12.34
6/14/2016 3:10	8.35	12.26
6/14/2016 3:40	8.28	12.14
6/14/2016 4:10	8.23	12.08
6/14/2016 4:40	8.27	12.06
6/14/2016 5:10	8.27	12.02
6/14/2016 5:40	8.20	11.92
6/14/2016 6:10	8.16	11.86
6/14/2016 6:40	8.20	11.88
6/14/2016 7:10	8.31	11.94
6/14/2016 7:40	8.46	11.98
6/14/2016 8:10	8.50	12.00
6/14/2016 8:40	8.51	12.02
6/14/2016 9:10	8.52	12.04
6/14/2016 9:40	8.54	12.08
6/14/2016 10:10	8.53	12.10
6/14/2016 10:40	8.55	12.14
6/14/2016 11:10	8.58	12.18
6/14/2016 11:40	8.51	12.12
6/14/2016 12:10	8.43	12.14
6/14/2016 12:40	8.38	12.16
6/14/2016 13:10	8.39	12.26
6/14/2016 13:40	8.38	12.38
6/14/2016 14:10	8.38	12.46
6/14/2016 14:40	8.38	12.50
6/14/2016 15:10	8.36	12.50
6/14/2016 15:40	8.38	12.50
6/14/2016 16:10	8.35	12.42
6/14/2016 16:40	8.35	12.22
6/14/2016 17:10	8.29	11.98
6/14/2016 17:40	8.24	11.86
6/14/2016 18:10	8.19	11.76
6/14/2016 18:40	8.18	11.76
6/14/2016 19:10	8.16	11.70
6/14/2016 19:40	8.13	11.70
6/14/2016 20:10	8.15	11.72
6/14/2016 20:40	8.18	11.78
6/14/2016 21:10	8.18	11.84
6/14/2016 21:40	8.22	11.90
6/14/2016 22:10	8.26	11.94
6/14/2016 22:40	8.23	11.94
6/14/2016 23:10	8.24	11.94
6/14/2016 23:40	8.22	11.96
6/15/2016 0:10	8.21	12.02
6/15/2016 0:40	8.22	12.04
6/15/2016 1:10	8.23	12.06
6/15/2016 1:40	8.27	12.08
6/15/2016 2:10	8.28	12.06
6/15/2016 2:40	8.27	12.02
6/15/2016 3:10	8.26	12.04
6/15/2016 3:40	8.23	12.04
6/15/2016 4:10	8.13	11.94
6/15/2016 4:40	8.04	11.82
6/15/2016 5:10	7.99	11.76
6/15/2016 5:40	8.03	11.78
6/15/2016 6:10	8.10	11.82
6/15/2016 6:40	8.19	11.88
6/15/2016 7:10	8.31	11.98
6/15/2016 7:40	8.39	12.08
6/15/2016 8:10	8.38	12.06
6/15/2016 8:40	8.40	12.04
6/15/2016 9:10	8.47	12.06
6/15/2016 9:40	8.53	12.14
6/15/2016 10:10	8.63	12.24
6/15/2016 10:40	8.60	12.26
6/15/2016 11:10	8.61	12.30
6/15/2016 11:40	8.58	12.34
6/15/2016 12:10	8.55	12.38
6/15/2016 12:40	9.57	14.74
6/15/2016 13:10	9.51	15.02
6/15/2016 13:40	9.09	15.28
6/15/2016 14:10	9.00	15.72
6/15/2016 14:40	9.10	15.80

2016 Dissolved Oxygen Concentrations Collected below the Deep Creek Station Tailrace

Date	DO (mg/L)	Temp (°C)
6/15/2016 15:10	9.21	15.96
6/15/2016 15:40	9.31	15.84
6/15/2016 16:10	9.36	15.88
6/15/2016 16:40	9.35	15.80
6/15/2016 17:10	9.39	15.74
6/15/2016 17:40	9.35	15.70
6/15/2016 18:10	9.36	15.66
6/15/2016 18:40	9.32	15.58
6/15/2016 19:10	9.34	15.54
6/15/2016 19:40	9.26	15.48
6/15/2016 20:10	9.17	15.42
6/15/2016 20:40	8.95	15.04
6/15/2016 21:10	8.76	14.48
6/15/2016 21:40	8.63	14.02
6/15/2016 22:10	8.52	13.68
6/15/2016 22:40	8.51	13.44
6/15/2016 23:10	8.46	13.16
6/15/2016 23:40	8.59	13.06
6/16/2016 0:10	8.68	13.04
6/16/2016 0:40	8.55	13.44
6/16/2016 1:10	8.26	12.90
6/16/2016 1:40	8.23	12.64
6/16/2016 2:10	8.20	12.50
6/16/2016 2:40	8.18	12.40
6/16/2016 3:10	8.16	12.36
6/16/2016 3:40	8.21	12.38
6/16/2016 4:10	8.22	12.42
6/16/2016 4:40	8.27	12.40
6/16/2016 5:10	8.35	12.40
6/16/2016 5:40	8.38	12.46
6/16/2016 6:10	8.42	12.50
6/16/2016 6:40	8.43	12.52
6/16/2016 7:10	8.44	12.44
6/16/2016 7:40	8.45	12.34
6/16/2016 8:10	8.43	12.24
6/16/2016 8:40	8.40	12.16
6/16/2016 9:10	8.29	12.12
6/16/2016 9:40	8.36	12.12
6/16/2016 10:10	8.43	12.18

Date	DO (mg/L)	Temp (°C)
6/16/2016 10:40	8.48	12.30
6/16/2016 11:10	8.52	12.38
6/16/2016 11:40	8.55	12.46
6/16/2016 12:10	8.60	12.54
6/16/2016 12:40	8.93	11.62
6/16/2016 13:10	9.45	15.10
6/16/2016 13:40	9.50	15.24
6/16/2016 14:10	9.49	15.18
6/16/2016 14:40	9.25	15.14
6/16/2016 15:10	8.91	15.78
6/16/2016 15:40	9.01	16.20
6/16/2016 16:10	9.11	16.16
6/16/2016 16:40	9.18	15.92
6/16/2016 17:10	9.14	15.72
6/16/2016 17:40	9.06	15.62
6/16/2016 18:10	9.10	15.62
6/16/2016 18:40	9.03	15.64
6/16/2016 19:10	9.04	15.52
6/16/2016 19:40	9.12	15.48
6/16/2016 20:10	9.17	15.44
6/16/2016 20:40	9.10	15.38
6/16/2016 21:10	9.02	15.34
6/16/2016 21:40	9.00	15.26
6/16/2016 22:10	8.80	14.86
6/16/2016 22:40	8.62	14.28
6/16/2016 23:10	8.45	13.76
6/16/2016 23:40	8.28	13.34
6/17/2016 0:10	8.21	13.02
6/17/2016 0:40	8.12	12.76
6/17/2016 1:10	8.04	12.54
6/17/2016 1:40	8.19	12.46
6/17/2016 2:10	8.26	12.60
6/17/2016 2:40	8.20	12.66
6/17/2016 3:10	8.07	12.64
6/17/2016 3:40	9.37	15.00
6/17/2016 4:10	9.34	15.20
6/17/2016 4:40	9.32	14.98
6/17/2016 5:10	9.28	14.78
6/17/2016 5:40	9.29	14.86

2016 Dissolved Oxygen Concentrations Collected below the Deep Creek Station Tailrace

Date	DO (mg/L)	Temp (°C)
6/17/2016 6:10	9.35	15.14
6/17/2016 6:40	9.35	15.44
6/17/2016 7:10	9.39	15.70
6/17/2016 7:40	9.35	15.76
6/17/2016 8:10	9.35	15.66
6/17/2016 8:40	9.35	15.56
6/17/2016 9:10	9.35	15.48
6/17/2016 9:40	9.32	15.34
6/17/2016 10:10	9.31	15.48
6/17/2016 10:40	9.29	15.60
6/17/2016 11:10	9.29	15.62
6/17/2016 11:40	9.28	15.68
6/17/2016 12:10	9.32	15.74
6/17/2016 12:40	9.32	15.74
6/17/2016 13:10	9.33	15.84
6/17/2016 13:40	9.36	15.92
6/17/2016 14:10	9.31	15.80
6/17/2016 14:40	9.34	15.72
6/17/2016 15:10	9.32	15.68
6/17/2016 15:40	9.33	15.76
6/17/2016 16:10	9.32	15.82
6/17/2016 16:40	9.33	15.86
6/17/2016 17:10	9.31	15.80
6/17/2016 17:40	9.33	15.76
6/17/2016 18:10	9.27	15.74
6/17/2016 18:40	9.29	15.62
6/17/2016 19:10	9.28	15.64
6/17/2016 19:40	9.26	15.66
6/17/2016 20:10	9.31	15.68
6/17/2016 20:40	9.32	15.70
6/17/2016 21:10	9.31	15.68
6/17/2016 21:40	9.28	15.66
6/17/2016 22:10	9.27	15.62
6/17/2016 22:40	9.27	15.66
6/17/2016 23:10	9.25	15.64
6/17/2016 23:40	9.29	15.66
6/18/2016 0:10	9.25	15.72
6/18/2016 0:40	9.27	15.70
6/18/2016 1:10	9.28	15.76

Date	DO (mg/L)	Temp (°C)
6/18/2016 1:40	9.25	15.78
6/18/2016 2:10	9.25	15.72
6/18/2016 2:40	9.20	15.70
6/18/2016 3:10	9.20	15.70
6/18/2016 3:40	9.20	15.68
6/18/2016 4:10	9.21	15.72
6/18/2016 4:40	9.24	15.76
6/18/2016 5:10	9.23	15.76
6/18/2016 5:40	9.25	15.72
6/18/2016 6:10	9.26	15.70
6/18/2016 6:40	9.28	15.64
6/18/2016 7:10	9.29	15.62
6/18/2016 7:40	9.29	15.58
6/18/2016 8:10	9.29	15.54
6/18/2016 8:40	9.29	15.48
6/18/2016 9:10	9.28	15.42
6/18/2016 9:40	9.26	15.38
6/18/2016 10:10	9.29	15.34
6/18/2016 10:40	9.29	15.30
6/18/2016 11:10	8.58	15.24
6/18/2016 11:40	8.38	14.00
6/18/2016 12:10	8.37	13.58
6/18/2016 12:40	8.44	13.64
6/18/2016 13:10	8.43	13.62
6/18/2016 13:40	8.37	13.56
6/18/2016 14:10	9.15	13.54
6/18/2016 14:40	9.27	14.88
6/18/2016 15:10	9.29	15.08
6/18/2016 15:40	9.28	15.12
6/18/2016 16:10	9.33	15.18
6/18/2016 16:40	9.33	15.32
6/18/2016 17:10	9.33	15.44
6/18/2016 17:40	9.36	15.60
6/18/2016 18:10	9.35	15.68
6/18/2016 18:40	9.33	15.78
6/18/2016 19:10	9.33	15.82
6/18/2016 19:40	9.28	15.70
6/18/2016 20:10	9.28	15.64
6/18/2016 20:40	9.26	15.52

2016 Dissolved Oxygen Concentrations Collected below the Deep Creek Station Tailrace

Date	DO (mg/L)	Temp (°C)
6/18/2016 21:10	9.28	15.50
6/18/2016 21:40	9.25	15.36
6/18/2016 22:10	9.21	15.28
6/18/2016 22:40	9.20	15.16
6/18/2016 23:10	9.20	15.04
6/18/2016 23:40	9.19	15.00
6/19/2016 0:10	9.19	14.96
6/19/2016 0:40	9.17	14.94
6/19/2016 1:10	9.19	14.96
6/19/2016 1:40	9.19	14.98
6/19/2016 2:10	9.18	15.04
6/19/2016 2:40	9.23	15.12
6/19/2016 3:10	9.21	15.16
6/19/2016 3:40	9.20	15.20
6/19/2016 4:10	9.20	15.24
6/19/2016 4:40	9.25	15.28
6/19/2016 5:10	9.25	15.34
6/19/2016 5:40	9.29	15.40
6/19/2016 6:10	9.27	15.46
6/19/2016 6:40	9.28	15.52
6/19/2016 7:10	9.29	15.56
6/19/2016 7:40	9.27	15.58
6/19/2016 8:10	9.26	15.58
6/19/2016 8:40	9.27	15.58
6/19/2016 9:10	9.26	15.56
6/19/2016 9:40	9.25	15.54
6/19/2016 10:10	9.21	15.48
6/19/2016 10:40	9.20	15.42
6/19/2016 11:10	9.20	15.32
6/19/2016 11:40	9.19	15.26
6/19/2016 12:10	9.16	15.24
6/19/2016 12:40	9.18	15.14
6/19/2016 13:10	9.17	15.06
6/19/2016 13:40	9.17	14.96
6/19/2016 14:10	9.16	14.92
6/19/2016 14:40	9.17	14.92
6/19/2016 15:10	9.16	14.94
6/19/2016 15:40	9.18	15.04
6/19/2016 16:10	9.18	15.06

Date	DO (mg/L)	Temp (°C)
6/19/2016 16:40	9.18	15.10
6/19/2016 17:10	9.17	15.12
6/19/2016 17:40	9.17	15.08
6/19/2016 18:10	8.83	15.16
6/19/2016 18:40	8.44	15.42
6/19/2016 19:10	8.34	15.76
6/19/2016 19:40	8.47	15.82
6/19/2016 20:10	8.52	15.82
6/19/2016 20:40	8.60	15.80
6/19/2016 21:10	8.58	15.82
6/19/2016 21:40	8.60	15.82
6/19/2016 22:10	8.64	15.82
6/19/2016 22:40	8.64	15.80
6/19/2016 23:10	8.67	15.80
6/19/2016 23:40	8.70	15.78
6/20/2016 0:10	8.69	15.76
6/20/2016 0:40	8.63	15.76
6/20/2016 1:10	8.62	15.72
6/20/2016 1:40	8.48	15.38
6/20/2016 2:10	8.31	14.86
6/20/2016 2:40	8.14	14.40
6/20/2016 3:10	8.03	14.06
6/20/2016 3:40	7.94	13.78
6/20/2016 4:10	7.88	13.54
6/20/2016 4:40	7.80	13.32
6/20/2016 5:10	7.73	13.10
6/20/2016 5:40	7.61	12.86
6/20/2016 6:10	7.51	12.68
6/20/2016 6:40	7.53	12.58
6/20/2016 7:10	7.56	12.52
6/20/2016 7:40	7.61	12.48
6/20/2016 8:10	7.65	12.46
6/20/2016 8:40	7.73	12.48
6/20/2016 9:10	7.71	12.46
6/20/2016 9:40	7.71	12.48
6/20/2016 10:10	7.73	12.52
6/20/2016 10:40	7.70	12.50
6/20/2016 11:10	8.28	11.84
6/20/2016 11:40	9.10	14.52

2016 Dissolved Oxygen Concentrations Collected below the Deep Creek Station Tailrace

Date	DO (mg/L)	Temp (°C)
6/20/2016 12:10	9.15	14.76
6/20/2016 12:40	9.14	14.82
6/20/2016 13:10	9.16	14.90
6/20/2016 13:40	9.14	14.92
6/20/2016 14:10	8.62	14.98
6/20/2016 14:40	8.70	13.98
6/20/2016 15:10	8.43	14.06
6/20/2016 15:40	8.55	14.10
6/20/2016 16:10	8.36	13.70
6/20/2016 16:40	8.45	13.48
6/20/2016 17:10	8.43	13.72
6/20/2016 17:40	8.37	13.76
6/20/2016 18:10	8.37	13.54
6/20/2016 18:40	8.42	13.54
6/20/2016 19:10	8.30	13.66
6/20/2016 19:40	8.05	13.90
6/20/2016 20:10	7.95	14.28
6/20/2016 20:40	8.11	14.34
6/20/2016 21:10	8.15	14.36
6/20/2016 21:40	8.18	14.36
6/20/2016 22:10	8.26	14.32
6/20/2016 22:40	8.34	14.28
6/20/2016 23:10	8.34	14.26
6/20/2016 23:40	8.34	14.26
6/21/2016 0:10	8.35	14.24
6/21/2016 0:40	8.34	14.24
6/21/2016 1:10	8.32	14.24
6/21/2016 1:40	8.31	14.24
6/21/2016 2:10	8.31	14.24
6/21/2016 2:40	8.30	14.22
6/21/2016 3:10	8.27	14.10
6/21/2016 3:40	8.13	13.84
6/21/2016 4:10	7.96	13.52
6/21/2016 4:40	7.79	13.24
6/21/2016 5:10	7.73	13.08
6/21/2016 5:40	7.72	13.02
6/21/2016 6:10	7.70	12.94
6/21/2016 6:40	7.67	12.82
6/21/2016 7:10	7.67	12.78

Date	DO (mg/L)	Temp (°C)
6/21/2016 7:40	7.75	12.76
6/21/2016 8:10	7.74	12.66
6/21/2016 8:40	7.75	12.58
6/21/2016 9:10	7.81	12.54
6/21/2016 9:40	7.76	12.52
6/21/2016 10:10	7.76	12.50
6/21/2016 10:40	7.79	12.48
6/21/2016 11:10	7.30	11.82
6/21/2016 11:40	8.91	13.80
6/21/2016 12:10	8.48	14.76
6/21/2016 12:40	8.47	14.04
6/21/2016 13:10	8.58	14.78
6/21/2016 13:40	8.51	14.28
6/21/2016 14:10	8.40	14.36
6/21/2016 14:40	8.27	13.82
6/21/2016 15:10	8.22	13.64
6/21/2016 15:40	8.28	13.58
6/21/2016 16:10	8.80	13.76
6/21/2016 16:40	8.53	14.12
6/21/2016 17:10	8.60	14.22
6/21/2016 17:40	8.67	14.12
6/21/2016 18:10	8.30	14.14
6/21/2016 18:40	8.44	13.68
6/21/2016 19:10	8.34	14.22
6/21/2016 19:40	7.99	14.50
6/21/2016 20:10	8.00	14.90
6/21/2016 20:40	8.08	15.02
6/21/2016 21:10	8.12	15.00
6/21/2016 21:40	8.16	15.00
6/21/2016 22:10	8.23	15.02
6/21/2016 22:40	8.27	15.04
6/21/2016 23:10	8.26	15.04
6/21/2016 23:40	8.28	15.04
6/22/2016 0:10	8.28	15.04
6/22/2016 0:40	8.28	15.02
6/22/2016 1:10	8.28	15.00
6/22/2016 1:40	8.29	14.94
6/22/2016 2:10	8.24	14.82
6/22/2016 2:40	8.18	14.64

2016 Dissolved Oxygen Concentrations Collected below the Deep Creek Station Tailrace

Date	DO (mg/L)	Temp (°C)
6/22/2016 3:10	8.02	14.24
6/22/2016 3:40	7.82	13.84
6/22/2016 4:10	7.58	13.44
6/22/2016 4:40	7.46	13.12
6/22/2016 5:10	7.34	12.86
6/22/2016 5:40	7.30	12.72
6/22/2016 6:10	7.37	12.74
6/22/2016 6:40	7.49	12.80
6/22/2016 7:10	7.65	12.90
6/22/2016 7:40	7.78	12.98
6/22/2016 8:10	7.82	12.98
6/22/2016 8:40	7.84	12.96
6/22/2016 9:10	7.71	12.84
6/22/2016 9:40	7.65	12.72
6/22/2016 10:10	7.57	12.66
6/22/2016 10:40	7.57	12.68
6/22/2016 11:10	7.63	12.68
6/22/2016 11:40	7.65	12.70
6/22/2016 12:10	6.99	11.74
6/22/2016 12:40	8.64	13.72
6/22/2016 13:10	8.43	14.80
6/22/2016 13:40	8.66	14.52
6/22/2016 14:10	8.26	14.54
6/22/2016 14:40	8.61	14.56
6/22/2016 15:10	8.28	14.32
6/22/2016 15:40	8.10	13.94
6/22/2016 16:10	8.50	14.04
6/22/2016 16:40	8.34	14.22
6/22/2016 17:10	8.23	14.52
6/22/2016 17:40	8.56	13.86
6/22/2016 18:10	8.27	14.36
6/22/2016 18:40	8.43	14.22
6/22/2016 19:10	7.98	13.82
6/22/2016 19:40	7.73	13.90
6/22/2016 20:10	7.72	14.30
6/22/2016 20:40	7.87	14.42
6/22/2016 21:10	7.88	14.54
6/22/2016 21:40	7.92	14.60
6/22/2016 22:10	7.97	14.64

Date	DO (mg/L)	Temp (°C)
6/22/2016 22:40	8.02	14.70
6/22/2016 23:10	8.04	14.72
6/22/2016 23:40	8.05	14.70
6/23/2016 0:10	8.04	14.70
6/23/2016 0:40	8.04	14.72
6/23/2016 1:10	8.08	14.74
6/23/2016 1:40	8.07	14.76
6/23/2016 2:10	8.06	14.74
6/23/2016 2:40	8.03	14.60
6/23/2016 3:10	7.90	14.26
6/23/2016 3:40	7.73	13.86
6/23/2016 4:10	7.56	13.48
6/23/2016 4:40	7.41	13.16
6/23/2016 5:10	7.38	12.98
6/23/2016 5:40	7.45	12.90
6/23/2016 6:10	7.50	12.92
6/23/2016 6:40	7.42	12.88
6/23/2016 7:10	7.32	12.76
6/23/2016 7:40	7.18	12.60
6/23/2016 8:10	7.18	12.50
6/23/2016 8:40	7.24	12.50
6/23/2016 9:10	7.35	12.54
6/23/2016 9:40	7.48	12.64
6/23/2016 10:10	7.67	12.76
6/23/2016 10:40	7.73	12.88
6/23/2016 11:10	7.73	12.90
6/23/2016 11:40	7.67	12.90
6/23/2016 12:10	7.70	12.18
6/23/2016 12:40	8.53	14.84
6/23/2016 13:10	8.16	14.68
6/23/2016 13:40	8.66	14.44
6/23/2016 14:10	8.00	14.70
6/23/2016 14:40	8.53	14.48
6/23/2016 15:10	8.13	14.68
6/23/2016 15:40	8.63	14.28
6/23/2016 16:10	8.26	15.16
6/23/2016 16:40	8.28	14.50
6/23/2016 17:10	8.03	14.52
6/23/2016 17:40	7.95	13.90

2016 Dissolved Oxygen Concentrations Collected below the Deep Creek Station Tailrace

Date	DO (mg/L)	Temp (°C)
6/23/2016 18:10	7.99	13.92
6/23/2016 18:40	8.10	14.22
6/23/2016 19:10	7.86	14.04
6/23/2016 19:40	7.64	14.12
6/23/2016 20:10	7.58	14.52
6/23/2016 20:40	7.71	14.64
6/23/2016 21:10	7.76	14.72
6/23/2016 21:40	7.82	14.72
6/23/2016 22:10	7.83	14.68
6/23/2016 22:40	7.87	14.64
6/23/2016 23:10	7.88	14.62
6/23/2016 23:40	7.83	14.60
6/24/2016 0:10	7.82	14.60
6/24/2016 0:40	7.84	14.58
6/24/2016 1:10	7.84	14.56
6/24/2016 1:40	7.86	14.54
6/24/2016 2:10	7.86	14.54
6/24/2016 2:40	7.81	14.50
6/24/2016 3:10	7.70	14.28
6/24/2016 3:40	7.50	13.92
6/24/2016 4:10	7.31	13.60
6/24/2016 4:40	7.16	13.32
6/24/2016 5:10	7.13	13.16
6/24/2016 5:40	7.13	13.08
6/24/2016 6:10	7.17	13.06
6/24/2016 6:40	7.18	13.04
6/24/2016 7:10	7.21	13.02
6/24/2016 7:40	7.29	13.02
6/24/2016 8:10	7.33	13.00
6/24/2016 8:40	7.38	12.96
6/24/2016 9:10	7.29	12.90
6/24/2016 9:40	7.27	12.86
6/24/2016 10:10	7.29	12.80
6/24/2016 10:40	7.25	12.74
6/24/2016 11:10	7.95	12.16
6/24/2016 11:40	8.75	16.00
6/24/2016 12:10	8.75	16.08
6/24/2016 12:40	8.75	16.16
6/24/2016 13:10	8.76	16.12

Date	DO (mg/L)	Temp (°C)
6/24/2016 13:40	8.76	16.12
6/24/2016 14:10	8.28	16.16
6/24/2016 14:40	7.98	15.12
6/24/2016 15:10	8.15	15.32
6/24/2016 15:40	8.52	15.24
6/24/2016 16:10	8.02	15.38
6/24/2016 16:40	8.08	14.58
6/24/2016 17:10	8.12	14.94
6/24/2016 17:40	7.92	14.76
6/24/2016 18:10	7.80	14.54
6/24/2016 18:40	7.62	14.68
6/24/2016 19:10	7.56	15.10
6/24/2016 19:40	7.74	15.18
6/24/2016 20:10	7.78	15.28
6/24/2016 20:40	7.76	15.28
6/24/2016 21:10	7.76	15.18
6/24/2016 21:40	7.73	15.12
6/24/2016 22:10	7.72	15.10
6/24/2016 22:40	7.73	15.08
6/24/2016 23:10	7.73	15.06
6/24/2016 23:40	7.73	15.02
6/25/2016 0:10	7.73	15.00
6/25/2016 0:40	7.73	15.00
6/25/2016 1:10	7.70	15.00
6/25/2016 1:40	7.65	14.90
6/25/2016 2:10	7.53	14.60
6/25/2016 2:40	7.39	14.20
6/25/2016 3:10	7.18	13.86
6/25/2016 3:40	7.06	13.60
6/25/2016 4:10	7.01	13.38
6/25/2016 4:40	7.01	13.28
6/25/2016 5:10	7.05	13.26
6/25/2016 5:40	7.10	13.24
6/25/2016 6:10	7.08	13.18
6/25/2016 6:40	6.99	13.02
6/25/2016 7:10	6.92	12.86
6/25/2016 7:40	6.95	12.74
6/25/2016 8:10	6.99	12.66
6/25/2016 8:40	6.99	12.60

2016 Dissolved Oxygen Concentrations Collected below the Deep Creek Station Tailrace

Date	DO (mg/L)	Temp (°C)
6/25/2016 9:10	7.02	12.60
6/25/2016 9:40	7.05	12.62
6/25/2016 10:10	7.00	12.64
6/25/2016 10:40	7.03	12.64
6/25/2016 11:10	7.06	12.62
6/25/2016 11:40	8.68	15.60
6/25/2016 12:10	8.62	15.90
6/25/2016 12:40	8.60	15.94
6/25/2016 13:10	8.61	15.98
6/25/2016 13:40	8.64	16.06
6/25/2016 14:10	8.15	16.10
6/25/2016 14:40	7.99	16.38
6/25/2016 15:10	7.96	17.00
6/25/2016 15:40	8.12	17.06
6/25/2016 16:10	8.14	17.02
6/25/2016 16:40	8.14	16.88
6/25/2016 17:10	8.15	16.78
6/25/2016 17:40	8.16	16.74
6/25/2016 18:10	8.21	16.68
6/25/2016 18:40	8.19	16.68
6/25/2016 19:10	8.14	16.60
6/25/2016 19:40	8.12	16.54
6/25/2016 20:10	8.11	16.50
6/25/2016 20:40	8.05	16.46
6/25/2016 21:10	7.92	16.28
6/25/2016 21:40	7.69	15.68
6/25/2016 22:10	7.48	15.04
6/25/2016 22:40	7.32	14.58
6/25/2016 23:10	7.22	14.26
6/25/2016 23:40	7.16	14.02
6/26/2016 0:10	7.13	13.86
6/26/2016 0:40	7.10	13.66
6/26/2016 1:10	7.07	13.46
6/26/2016 1:40	7.03	13.26
6/26/2016 2:10	7.01	13.12
6/26/2016 2:40	7.00	13.04
6/26/2016 3:10	6.94	12.96
6/26/2016 3:40	6.90	12.90
6/26/2016 4:10	6.83	12.80

Date	DO (mg/L)	Temp (°C)
6/26/2016 4:40	6.84	12.74
6/26/2016 5:10	6.86	12.72
6/26/2016 5:40	6.89	12.72
6/26/2016 6:10	6.92	12.72
6/26/2016 6:40	7.01	12.74
6/26/2016 7:10	7.03	12.76
6/26/2016 7:40	7.05	12.72
6/26/2016 8:10	7.02	12.72
6/26/2016 8:40	7.09	12.76
6/26/2016 9:10	7.16	12.82
6/26/2016 9:40	7.21	12.86
6/26/2016 10:10	7.23	12.90
6/26/2016 10:40	7.23	12.88
6/26/2016 11:10	7.26	12.94
6/26/2016 11:40	7.23	12.94
6/26/2016 12:10	7.25	12.92
6/26/2016 12:40	7.25	12.96
6/26/2016 13:10	7.22	13.12
6/26/2016 13:40	7.19	13.00
6/26/2016 14:10	7.22	13.02
6/26/2016 14:40	7.26	13.22
6/26/2016 15:10	7.24	13.34
6/26/2016 15:40	7.23	13.16
6/26/2016 16:10	7.22	13.02
6/26/2016 16:40	7.19	13.06
6/26/2016 17:10	7.21	12.96
6/26/2016 17:40	7.23	12.92
6/26/2016 18:10	7.23	12.90
6/26/2016 18:40	7.10	12.90
6/26/2016 19:10	7.03	12.76
6/26/2016 19:40	6.92	12.68
6/26/2016 20:10	6.85	12.60
6/26/2016 20:40	6.82	12.56
6/26/2016 21:10	6.78	12.52
6/26/2016 21:40	6.75	12.52
6/26/2016 22:10	6.76	12.50
6/26/2016 22:40	6.74	12.48
6/26/2016 23:10	6.73	12.46
6/26/2016 23:40	6.74	12.44

2016 Dissolved Oxygen Concentrations Collected below the Deep Creek Station Tailrace

Date	DO (mg/L)	Temp (°C)
6/27/2016 0:10	6.76	12.44
6/27/2016 0:40	6.74	12.44
6/27/2016 1:10	6.68	12.40
6/27/2016 1:40	6.68	12.36
6/27/2016 2:10	6.66	12.34
6/27/2016 2:40	6.65	12.36
6/27/2016 3:10	6.68	12.38
6/27/2016 3:40	6.71	12.38
6/27/2016 4:10	6.75	12.42
6/27/2016 4:40	6.79	12.46
6/27/2016 5:10	6.79	12.46
6/27/2016 5:40	6.78	12.42
6/27/2016 6:10	6.74	12.36
6/27/2016 6:40	6.73	12.30
6/27/2016 7:10	6.74	12.24
6/27/2016 7:40	6.73	12.22
6/27/2016 8:10	6.76	12.24
6/27/2016 8:40	6.84	12.30
6/27/2016 9:10	6.97	12.42
6/27/2016 9:40	7.02	12.50
6/27/2016 10:10	7.05	12.56
6/27/2016 10:40	7.07	12.62
6/27/2016 11:10	7.75	12.24
6/27/2016 11:40	8.34	15.46
6/27/2016 12:10	8.38	15.74
6/27/2016 12:40	8.32	15.60
6/27/2016 13:10	8.37	15.56
6/27/2016 13:40	8.34	15.46
6/27/2016 14:10	7.73	15.34
6/27/2016 14:40	7.53	15.70
6/27/2016 15:10	7.64	16.20
6/27/2016 15:40	7.79	16.44
6/27/2016 16:10	7.82	16.44
6/27/2016 16:40	7.87	16.28
6/27/2016 17:10	7.89	16.16
6/27/2016 17:40	7.89	16.06
6/27/2016 18:10	7.86	16.02
6/27/2016 18:40	7.87	15.98
6/27/2016 19:10	7.83	15.90
6/27/2016 19:40	7.79	15.84
6/27/2016 20:10	7.74	15.80
6/27/2016 20:40	7.69	15.76
6/27/2016 21:10	7.59	15.68
6/27/2016 21:40	7.42	15.28
6/27/2016 22:10	7.18	14.68
6/27/2016 22:40	6.99	14.16
6/27/2016 23:10	6.85	13.78
6/27/2016 23:40	6.74	13.48
6/28/2016 0:10	6.67	13.24
6/28/2016 0:40	6.57	13.00
6/28/2016 1:10	6.47	12.80
6/28/2016 1:40	6.49	12.70
6/28/2016 2:10	6.53	12.68
6/28/2016 2:40	6.57	12.66
6/28/2016 3:10	6.62	12.66
6/28/2016 3:40	6.66	12.70
6/28/2016 4:10	6.67	12.70
6/28/2016 4:40	6.67	12.70
6/28/2016 5:10	6.66	12.70
6/28/2016 5:40	6.67	12.72
6/28/2016 6:10	6.68	12.74
6/28/2016 6:40	6.69	12.72
6/28/2016 7:10	6.68	12.64
6/28/2016 7:40	6.70	12.60
6/28/2016 8:10	6.74	12.58
6/28/2016 8:40	6.76	12.60
6/28/2016 9:10	6.77	12.62
6/28/2016 9:40	6.76	12.62
6/28/2016 10:10	6.76	12.62
6/28/2016 10:40	6.75	12.64
6/28/2016 11:10	6.74	12.64
6/28/2016 11:40	6.70	12.62
6/28/2016 12:10	6.68	12.62
6/28/2016 12:40	8.19	12.36
6/28/2016 13:10	8.15	14.76
6/28/2016 13:40	8.21	14.86
6/28/2016 14:10	7.47	14.82
6/28/2016 14:40	7.62	15.08

2016 Dissolved Oxygen Concentrations Collected below the Deep Creek Station Tailrace

Date	DO (mg/L)	Temp (°C)
6/28/2016 15:10	7.43	15.60
6/28/2016 15:40	7.54	16.12
6/28/2016 16:10	7.67	16.08
6/28/2016 16:40	7.67	15.86
6/28/2016 17:10	7.72	15.70
6/28/2016 17:40	7.74	15.58
6/28/2016 18:10	7.76	15.50
6/28/2016 18:40	7.73	15.50
6/28/2016 19:10	7.70	15.36
6/28/2016 19:40	7.69	15.30
6/28/2016 20:10	7.63	15.26
6/28/2016 20:40	7.57	15.24
6/28/2016 21:10	7.55	15.22
6/28/2016 21:40	7.53	15.20
6/28/2016 22:10	7.41	15.00
6/28/2016 22:40	7.24	14.58
6/28/2016 23:10	7.03	14.16
6/28/2016 23:40	6.90	13.80
6/29/2016 0:10	6.79	13.50
6/29/2016 0:40	6.68	13.22
6/29/2016 1:10	6.60	13.00
6/29/2016 1:40	6.54	12.86
6/29/2016 2:10	6.54	12.78
6/29/2016 2:40	6.55	12.72
6/29/2016 3:10	6.57	12.72
6/29/2016 3:40	6.58	12.72
6/29/2016 4:10	6.62	12.72
6/29/2016 4:40	6.69	12.74
6/29/2016 5:10	6.69	12.76
6/29/2016 5:40	6.70	12.78
6/29/2016 6:10	6.75	12.78
6/29/2016 6:40	6.74	12.76
6/29/2016 7:10	6.75	12.72
6/29/2016 7:40	6.75	12.68
6/29/2016 8:10	6.83	12.68
6/29/2016 8:40	6.84	12.68
6/29/2016 9:10	6.84	12.72
6/29/2016 9:40	6.78	12.70
6/29/2016 10:10	6.77	12.72

Date	DO (mg/L)	Temp (°C)
6/29/2016 10:40	6.81	12.74
6/29/2016 11:10	6.83	12.80
6/29/2016 11:40	6.86	12.84
6/29/2016 12:10	6.89	12.86
6/29/2016 12:40	6.87	12.92
6/29/2016 13:10	6.93	13.04
6/29/2016 13:40	6.91	12.98
6/29/2016 14:10	6.90	12.96
6/29/2016 14:40	6.87	13.10
6/29/2016 15:10	6.87	12.94
6/29/2016 15:40	6.91	12.92
6/29/2016 16:10	6.86	12.90
6/29/2016 16:40	6.86	12.88
6/29/2016 17:10	6.77	12.80
6/29/2016 17:40	6.76	12.76
6/29/2016 18:10	6.78	12.76
6/29/2016 18:40	6.75	12.74
6/29/2016 19:10	6.74	12.70
6/29/2016 19:40	6.73	12.70
6/29/2016 20:10	6.67	12.70
6/29/2016 20:40	6.63	12.68
6/29/2016 21:10	6.62	12.66
6/29/2016 21:40	6.60	12.68
6/29/2016 22:10	6.60	12.66
6/29/2016 22:40	6.65	12.64
6/29/2016 23:10	6.66	12.64
6/29/2016 23:40	6.65	12.62
6/30/2016 0:10	6.66	12.62
6/30/2016 0:40	6.60	12.60
6/30/2016 1:10	6.57	12.52
6/30/2016 1:40	6.51	12.50
6/30/2016 2:10	6.50	12.52
6/30/2016 2:40	6.55	12.54
6/30/2016 3:10	6.59	12.56
6/30/2016 3:40	6.60	12.60
6/30/2016 4:10	6.59	12.56
6/30/2016 4:40	6.52	12.46
6/30/2016 5:10	6.44	12.38
6/30/2016 5:40	6.42	12.34

2016 Dissolved Oxygen Concentrations Collected below the Deep Creek Station Tailrace

Date	DO (mg/L)	Temp (°C)
6/30/2016 6:10	6.43	12.32
6/30/2016 6:40	6.44	12.30
6/30/2016 7:10	6.46	12.28
6/30/2016 7:40	6.44	12.28
6/30/2016 8:10	6.41	12.28
6/30/2016 8:40	6.38	12.30
6/30/2016 9:10	6.39	12.34
6/30/2016 9:40	6.45	12.40
6/30/2016 10:10	6.52	12.50
6/30/2016 10:40	6.54	12.54
6/30/2016 11:10	6.52	12.56
6/30/2016 11:40	6.49	12.54
6/30/2016 12:10	6.44	12.56
6/30/2016 12:40	6.45	12.64
6/30/2016 13:10	6.44	12.80
6/30/2016 13:40	6.46	12.98
6/30/2016 14:10	6.49	12.84
6/30/2016 14:40	6.53	13.02
6/30/2016 15:10	7.09	12.62
6/30/2016 15:40	8.23	15.26
6/30/2016 16:10	7.83	15.72
6/30/2016 16:40	7.40	16.04
6/30/2016 17:10	7.47	16.32
6/30/2016 17:40	7.54	16.32
6/30/2016 18:10	7.53	16.18
6/30/2016 18:40	7.55	16.16
6/30/2016 19:10	7.64	16.20
6/30/2016 19:40	7.59	16.20
6/30/2016 20:10	7.63	16.18
6/30/2016 20:40	7.56	16.18
6/30/2016 21:10	7.53	16.16
6/30/2016 21:40	7.53	16.14
6/30/2016 22:10	7.53	16.10
6/30/2016 22:40	7.49	16.08
6/30/2016 23:10	7.43	15.98
6/30/2016 23:40	7.29	15.58
7/1/2016 0:10	7.08	15.06
7/1/2016 0:40	6.91	14.60
7/1/2016 1:10	6.77	14.22

Date	DO (mg/L)	Temp (°C)
7/1/2016 1:40	6.66	13.88
7/1/2016 2:10	6.54	13.58
7/1/2016 2:40	6.45	13.26
7/1/2016 3:10	6.34	12.98
7/1/2016 3:40	6.26	12.76
7/1/2016 4:10	6.21	12.64
7/1/2016 4:40	6.22	12.64
7/1/2016 5:10	6.29	12.68
7/1/2016 5:40	6.33	12.74
7/1/2016 6:10	6.37	12.80
7/1/2016 6:40	6.42	12.86
7/1/2016 7:10	6.50	12.92
7/1/2016 7:40	6.57	12.96
7/1/2016 8:10	6.62	13.00
7/1/2016 8:40	6.69	13.04
7/1/2016 9:10	6.77	13.00
7/1/2016 9:40	6.70	12.94
7/1/2016 10:10	6.69	12.92
7/1/2016 10:40	6.75	12.98
7/1/2016 11:10	7.33	12.38
7/1/2016 11:40	8.16	15.84
7/1/2016 12:10	8.23	16.02
7/1/2016 12:40	8.21	15.96
7/1/2016 13:10	8.23	16.06
7/1/2016 13:40	8.20	16.02
7/1/2016 14:10	7.65	16.10
7/1/2016 14:40	7.39	16.60
7/1/2016 15:10	7.51	16.84
7/1/2016 15:40	7.62	16.90
7/1/2016 16:10	7.70	16.90
7/1/2016 16:40	7.75	16.88
7/1/2016 17:10	7.69	16.78
7/1/2016 17:40	7.72	16.72
7/1/2016 18:10	7.67	16.66
7/1/2016 18:40	7.64	16.62
7/1/2016 19:10	7.64	16.54
7/1/2016 19:40	7.59	16.48
7/1/2016 20:10	7.54	16.44
7/1/2016 20:40	7.49	16.40

2016 Dissolved Oxygen Concentrations Collected below the Deep Creek Station Tailrace

Date	DO (mg/L)	Temp (°C)
7/1/2016 21:10	7.33	16.18
7/1/2016 21:40	7.09	15.56
7/1/2016 22:10	6.84	14.98
7/1/2016 22:40	6.71	14.50
7/1/2016 23:10	6.60	14.14
7/1/2016 23:40	6.50	13.88
7/2/2016 0:10	6.45	13.64
7/2/2016 0:40	6.38	13.42
7/2/2016 1:10	6.35	13.22
7/2/2016 1:40	6.30	13.04
7/2/2016 2:10	6.29	12.94
7/2/2016 2:40	6.33	12.90
7/2/2016 3:10	6.34	12.94
7/2/2016 3:40	6.35	12.96
7/2/2016 4:10	6.31	12.94
7/2/2016 4:40	6.30	12.92
7/2/2016 5:10	6.29	12.86
7/2/2016 5:40	6.30	12.80
7/2/2016 6:10	6.25	12.70
7/2/2016 6:40	6.16	12.56
7/2/2016 7:10	6.12	12.44
7/2/2016 7:40	6.09	12.30
7/2/2016 8:10	6.06	12.22
7/2/2016 8:40	6.10	12.26
7/2/2016 9:10	6.21	12.36
7/2/2016 9:40	6.25	12.50
7/2/2016 10:10	6.27	12.60
7/2/2016 10:40	6.22	12.60
7/2/2016 11:10	7.17	12.18
7/2/2016 11:40	8.08	15.64
7/2/2016 12:10	8.12	15.84
7/2/2016 12:40	8.10	15.74
7/2/2016 13:10	8.13	15.72
7/2/2016 13:40	8.10	15.72
7/2/2016 14:10	7.49	15.80
7/2/2016 14:40	7.25	16.22
7/2/2016 15:10	7.41	16.50
7/2/2016 15:40	7.54	16.52
7/2/2016 16:10	7.58	16.64
7/2/2016 16:40	7.64	16.58
7/2/2016 17:10	7.67	16.50
7/2/2016 17:40	7.71	16.46
7/2/2016 18:10	7.67	16.40
7/2/2016 18:40	7.62	16.38
7/2/2016 19:10	7.56	16.30
7/2/2016 19:40	7.56	16.26
7/2/2016 20:10	7.50	16.22
7/2/2016 20:40	7.42	16.20
7/2/2016 21:10	7.32	16.12
7/2/2016 21:40	7.19	15.80
7/2/2016 22:10	7.05	15.32
7/2/2016 22:40	6.91	14.90
7/2/2016 23:10	6.78	14.56
7/2/2016 23:40	6.70	14.24
7/3/2016 0:10	6.63	13.96
7/3/2016 0:40	6.54	13.72
7/3/2016 1:10	6.49	13.48
7/3/2016 1:40	6.49	13.36
7/3/2016 2:10	6.44	13.26
7/3/2016 2:40	6.39	13.12
7/3/2016 3:10	6.29	12.98
7/3/2016 3:40	6.23	12.86
7/3/2016 4:10	6.20	12.74
7/3/2016 4:40	6.17	12.62
7/3/2016 5:10	6.11	12.56
7/3/2016 5:40	6.10	12.56
7/3/2016 6:10	6.18	12.62
7/3/2016 6:40	6.19	12.66
7/3/2016 7:10	6.25	12.70
7/3/2016 7:40	6.27	12.70
7/3/2016 8:10	6.33	12.70
7/3/2016 8:40	6.35	12.70
7/3/2016 9:10	6.31	12.64
7/3/2016 9:40	6.35	12.60
7/3/2016 10:10	6.31	12.60
7/3/2016 10:40	6.33	12.60
7/3/2016 11:10	6.30	12.64
7/3/2016 11:40	6.31	12.66

2016 Dissolved Oxygen Concentrations Collected below the Deep Creek Station Tailrace

Date	DO (mg/L)	Temp (°C)
7/3/2016 12:10	6.29	12.66
7/3/2016 12:40	6.29	12.70
7/3/2016 13:10	6.25	12.64
7/3/2016 13:40	6.30	12.72
7/3/2016 14:10	6.29	12.76
7/3/2016 14:40	6.25	12.70
7/3/2016 15:10	6.25	12.66
7/3/2016 15:40	6.28	12.70
7/3/2016 16:10	6.23	12.66
7/3/2016 16:40	6.26	12.66
7/3/2016 17:10	6.31	12.70
7/3/2016 17:40	6.29	12.68
7/3/2016 18:10	6.31	12.72
7/3/2016 18:40	6.28	12.72
7/3/2016 19:10	6.27	12.74
7/3/2016 19:40	6.27	12.74
7/3/2016 20:10	6.21	12.76
7/3/2016 20:40	6.21	12.80
7/3/2016 21:10	6.25	12.82
7/3/2016 21:40	6.22	12.84
7/3/2016 22:10	6.27	12.84
7/3/2016 22:40	6.21	12.86
7/3/2016 23:10	6.19	12.84
7/3/2016 23:40	6.14	12.82
7/4/2016 0:10	6.18	12.82
7/4/2016 0:40	6.20	12.84
7/4/2016 1:10	6.21	12.84
7/4/2016 1:40	6.19	12.84
7/4/2016 2:10	6.18	12.82
7/4/2016 2:40	6.17	12.82
7/4/2016 3:10	6.20	12.82
7/4/2016 3:40	6.23	12.86
7/4/2016 4:10	6.28	12.90
7/4/2016 4:40	6.30	12.92
7/4/2016 5:10	6.28	12.88
7/4/2016 5:40	6.25	12.84
7/4/2016 6:10	6.28	12.84
7/4/2016 6:40	6.26	12.82
7/4/2016 7:10	6.26	12.80

Date	DO (mg/L)	Temp (°C)
7/4/2016 7:40	6.31	12.82
7/4/2016 8:10	6.39	12.86
7/4/2016 8:40	6.43	12.90
7/4/2016 9:10	6.46	12.94
7/4/2016 9:40	6.49	12.98
7/4/2016 10:10	6.62	13.00
7/4/2016 10:40	6.59	13.06
7/4/2016 11:10	7.08	12.52
7/4/2016 11:40	8.00	16.22
7/4/2016 12:10	8.07	16.52
7/4/2016 12:40	8.08	16.54
7/4/2016 13:10	8.12	16.60
7/4/2016 13:40	8.11	16.66
7/4/2016 14:10	7.50	16.76
7/4/2016 14:40	7.18	17.08
7/4/2016 15:10	7.30	17.30
7/4/2016 15:40	7.42	17.32
7/4/2016 16:10	7.41	17.28
7/4/2016 16:40	7.50	17.26
7/4/2016 17:10	7.55	17.28
7/4/2016 17:40	8.61	15.86
7/4/2016 18:10	8.05	16.50
7/4/2016 18:40	8.05	16.62
7/4/2016 19:10	8.06	16.56
7/4/2016 19:40	8.02	16.42
7/4/2016 20:10	8.03	16.46
7/4/2016 20:40	8.02	16.46
7/4/2016 21:10	8.05	16.52
7/4/2016 21:40	8.03	16.54
7/4/2016 22:10	7.99	16.54
7/4/2016 22:40	7.99	16.56
7/4/2016 23:10	7.98	16.48
7/4/2016 23:40	7.95	16.38
7/5/2016 0:10	7.32	16.34
7/5/2016 0:40	6.87	16.44
7/5/2016 1:10	6.73	16.84
7/5/2016 1:40	6.94	16.94
7/5/2016 2:10	7.02	16.96
7/5/2016 2:40	7.08	16.96

2016 Dissolved Oxygen Concentrations Collected below the Deep Creek Station Tailrace

Date	DO (mg/L)	Temp (°C)
7/5/2016 3:10	7.11	16.96
7/5/2016 3:40	7.11	16.94
7/5/2016 4:10	7.15	16.90
7/5/2016 4:40	7.17	16.88
7/5/2016 5:10	7.17	16.86
7/5/2016 5:40	7.16	16.84
7/5/2016 6:10	7.16	16.82
7/5/2016 6:40	7.16	16.82
7/5/2016 7:10	7.08	16.66
7/5/2016 7:40	6.82	16.12
7/5/2016 8:10	6.61	15.52
7/5/2016 8:40	6.39	15.02
7/5/2016 9:10	6.29	14.70
7/5/2016 9:40	6.25	14.48
7/5/2016 10:10	6.18	14.30
7/5/2016 10:40	6.14	14.14
7/5/2016 11:10	6.13	14.00
7/5/2016 11:40	6.05	13.84
7/5/2016 12:10	5.95	13.66
7/5/2016 12:40	5.84	13.46
7/5/2016 13:10	5.80	13.36
7/5/2016 13:40	5.77	13.34
7/5/2016 14:10	5.70	13.24
7/5/2016 14:40	5.76	13.30
7/5/2016 15:10	5.73	13.26
7/5/2016 15:40	5.73	13.12
7/5/2016 16:10	5.72	13.08
7/5/2016 16:40	5.73	13.08
7/5/2016 17:10	5.77	13.08
7/5/2016 17:40	5.77	13.08
7/5/2016 18:10	5.77	13.06
7/5/2016 18:40	5.76	13.04
7/5/2016 19:10	5.74	13.00
7/5/2016 19:40	5.70	12.94
7/5/2016 20:10	5.68	12.92
7/5/2016 20:40	5.62	12.90
7/5/2016 21:10	5.56	12.88
7/5/2016 21:40	5.49	12.84
7/5/2016 22:10	5.46	12.82

Date	DO (mg/L)	Temp (°C)
7/5/2016 22:40	5.45	12.76
7/5/2016 23:10	5.46	12.74
7/5/2016 23:40	5.47	12.70
7/6/2016 0:10	5.46	12.70
7/6/2016 0:40	5.50	12.72
7/6/2016 1:10	5.47	12.72
7/6/2016 1:40	5.49	12.72
7/6/2016 2:10	5.48	12.72
7/6/2016 2:40	5.48	12.74
7/6/2016 3:10	5.46	12.74
7/6/2016 3:40	5.44	12.72
7/6/2016 4:10	5.44	12.70
7/6/2016 4:40	5.44	12.70
7/6/2016 5:10	5.45	12.70
7/6/2016 5:40	5.46	12.72
7/6/2016 6:10	5.50	12.76
7/6/2016 6:40	5.57	12.82
7/6/2016 7:10	5.63	12.88
7/6/2016 7:40	5.76	12.96
7/6/2016 8:10	5.84	13.02
7/6/2016 8:40	5.90	13.10
7/6/2016 9:10	5.95	13.16
7/6/2016 9:40	5.97	13.20
7/6/2016 10:10	5.97	13.26
7/6/2016 10:40	5.97	13.30
7/6/2016 11:10	5.95	13.34
7/6/2016 11:40	5.96	13.36
7/6/2016 12:10	6.00	13.40
7/6/2016 12:40	5.95	13.44
7/6/2016 13:10	6.06	12.64
7/6/2016 13:40	6.97	14.98
7/6/2016 14:10	6.77	15.24
7/6/2016 14:40	6.61	14.80
7/6/2016 15:10	6.83	14.70
7/6/2016 15:40	6.97	14.96
7/6/2016 16:10	6.91	14.98
7/6/2016 16:40	6.90	14.86
7/6/2016 17:10	6.86	14.86
7/6/2016 17:40	6.84	14.90

2016 Dissolved Oxygen Concentrations Collected below the Deep Creek Station Tailrace

Date	DO (mg/L)	Temp (°C)
7/6/2016 18:10	6.60	14.92
7/6/2016 18:40	6.30	15.00
7/6/2016 19:10	7.35	14.96
7/6/2016 19:40	7.58	15.50
7/6/2016 20:10	6.91	15.70
7/6/2016 20:40	6.44	15.78
7/6/2016 21:10	6.26	16.22
7/6/2016 21:40	6.42	16.32
7/6/2016 22:10	6.49	16.28
7/6/2016 22:40	6.52	16.26
7/6/2016 23:10	6.54	16.28
7/6/2016 23:40	6.73	16.32
7/7/2016 0:10	6.66	16.30
7/7/2016 0:40	6.65	16.26
7/7/2016 1:10	6.66	16.24
7/7/2016 1:40	6.70	16.20
7/7/2016 2:10	6.65	16.18
7/7/2016 2:40	6.63	16.16
7/7/2016 3:10	6.58	16.10
7/7/2016 3:40	6.35	15.70
7/7/2016 4:10	6.11	15.16
7/7/2016 4:40	5.95	14.70
7/7/2016 5:10	5.82	14.36
7/7/2016 5:40	5.74	14.12
7/7/2016 6:10	5.66	13.88
7/7/2016 6:40	5.60	13.68
7/7/2016 7:10	5.56	13.48
7/7/2016 7:40	5.53	13.32
7/7/2016 8:10	5.54	13.20
7/7/2016 8:40	5.57	13.10
7/7/2016 9:10	5.58	13.04
7/7/2016 9:40	5.63	13.00
7/7/2016 10:10	5.63	12.98
7/7/2016 10:40	5.69	13.06
7/7/2016 11:10	5.66	13.08
7/7/2016 11:40	5.64	13.08
7/7/2016 12:10	5.68	13.14
7/7/2016 12:40	5.71	13.18
7/7/2016 13:10	5.69	12.82

Date	DO (mg/L)	Temp (°C)
7/7/2016 13:40	6.16	13.90
7/7/2016 14:10	6.71	14.24
7/7/2016 14:40	6.35	14.82
7/7/2016 15:10	6.22	14.28
7/7/2016 15:40	6.27	14.18
7/7/2016 16:10	6.43	14.54
7/7/2016 16:40	6.25	14.32
7/7/2016 17:10	6.44	14.60
7/7/2016 17:40	6.39	14.80
7/7/2016 18:10	6.25	14.54
7/7/2016 18:40	5.96	14.64
7/7/2016 19:10	5.96	15.12
7/7/2016 19:40	6.12	15.24
7/7/2016 20:10	6.18	15.22
7/7/2016 20:40	6.17	15.24
7/7/2016 21:10	6.14	15.28
7/7/2016 21:40	6.19	15.42
7/7/2016 22:10	6.22	15.52
7/7/2016 22:40	6.25	15.52
7/7/2016 23:10	6.20	15.40
7/7/2016 23:40	6.16	15.24
7/8/2016 0:10	6.11	15.14
7/8/2016 0:40	6.10	15.10
7/8/2016 1:10	6.11	15.10
7/8/2016 1:40	6.12	15.12
7/8/2016 2:10	6.01	14.92
7/8/2016 2:40	5.86	14.58
7/8/2016 3:10	5.70	14.22
7/8/2016 3:40	5.60	13.94
7/8/2016 4:10	5.49	13.68
7/8/2016 4:40	5.38	13.40
7/8/2016 5:10	5.31	13.20
7/8/2016 5:40	5.26	13.06
7/8/2016 6:10	5.29	13.00
7/8/2016 6:40	5.28	12.98
7/8/2016 7:10	5.34	12.98
7/8/2016 7:40	5.46	13.00
7/8/2016 8:10	5.54	13.02
7/8/2016 8:40	5.58	13.04

2016 Dissolved Oxygen Concentrations Collected below the Deep Creek Station Tailrace

Date	DO (mg/L)	Temp (°C)
7/8/2016 9:10	5.64	13.04
7/8/2016 9:40	5.58	13.02
7/8/2016 10:10	5.60	13.04
7/8/2016 10:40	5.57	13.02
7/8/2016 11:10	6.36	12.32
7/8/2016 11:40	7.31	15.76
7/8/2016 12:10	7.38	16.08
7/8/2016 12:40	7.34	16.08
7/8/2016 13:10	7.33	16.02
7/8/2016 13:40	7.27	15.96
7/8/2016 14:10	6.41	15.86
7/8/2016 14:40	6.11	14.72
7/8/2016 15:10	6.04	14.58
7/8/2016 15:40	6.25	14.86
7/8/2016 16:10	6.21	14.88
7/8/2016 16:40	7.09	15.10
7/8/2016 17:10	6.42	15.64
7/8/2016 17:40	6.43	15.02
7/8/2016 18:10	6.01	15.20
7/8/2016 18:40	5.82	15.34
7/8/2016 19:10	5.80	15.74
7/8/2016 19:40	6.02	15.78
7/8/2016 20:10	6.05	15.82
7/8/2016 20:40	6.03	15.82
7/8/2016 21:10	6.03	15.74
7/8/2016 21:40	5.98	15.62
7/8/2016 22:10	5.97	15.48
7/8/2016 22:40	5.96	15.42
7/8/2016 23:10	5.97	15.42
7/8/2016 23:40	5.96	15.48
7/9/2016 0:10	5.94	15.48
7/9/2016 0:40	5.96	15.46
7/9/2016 1:10	5.95	15.40
7/9/2016 1:40	5.89	15.28
7/9/2016 2:10	5.77	14.96
7/9/2016 2:40	5.58	14.56
7/9/2016 3:10	5.46	14.16
7/9/2016 3:40	5.31	13.84
7/9/2016 4:10	5.21	13.58

Date	DO (mg/L)	Temp (°C)
7/9/2016 4:40	5.15	13.40
7/9/2016 5:10	5.12	13.30
7/9/2016 5:40	5.10	13.22
7/9/2016 6:10	5.09	13.14
7/9/2016 6:40	5.12	13.12
7/9/2016 7:10	5.17	13.14
7/9/2016 7:40	5.26	13.16
7/9/2016 8:10	5.33	13.20
7/9/2016 8:40	5.39	13.22
7/9/2016 9:10	5.41	13.22
7/9/2016 9:40	5.47	13.30
7/9/2016 10:10	5.48	13.38
7/9/2016 10:40	5.50	13.42
7/9/2016 11:10	6.20	12.40
7/9/2016 11:40	7.08	15.54
7/9/2016 12:10	7.05	15.76
7/9/2016 12:40	7.06	15.80
7/9/2016 13:10	7.01	15.78
7/9/2016 13:40	7.06	15.74
7/9/2016 14:10	6.13	15.64
7/9/2016 14:40	5.86	16.10
7/9/2016 15:10	6.08	16.64
7/9/2016 15:40	6.23	16.64
7/9/2016 16:10	6.23	16.52
7/9/2016 16:40	6.29	16.48
7/9/2016 17:10	6.30	16.40
7/9/2016 17:40	6.29	16.34
7/9/2016 18:10	6.30	16.32
7/9/2016 18:40	6.27	16.28
7/9/2016 19:10	6.20	16.20
7/9/2016 19:40	6.14	16.16
7/9/2016 20:10	6.12	16.12
7/9/2016 20:40	6.05	16.08
7/9/2016 21:10	5.97	16.04
7/9/2016 21:40	5.84	15.76
7/9/2016 22:10	5.66	15.24
7/9/2016 22:40	5.46	14.78
7/9/2016 23:10	5.32	14.42
7/9/2016 23:40	5.25	14.14

2016 Dissolved Oxygen Concentrations Collected below the Deep Creek Station Tailrace

Date	DO (mg/L)	Temp (°C)
7/10/2016 0:10	5.17	13.88
7/10/2016 0:40	5.06	13.62
7/10/2016 1:10	4.99	13.38
7/10/2016 1:40	4.96	13.22
7/10/2016 2:10	4.96	13.14
7/10/2016 2:40	4.96	13.08
7/10/2016 3:10	4.96	13.04
7/10/2016 3:40	4.93	12.98
7/10/2016 4:10	4.96	12.92
7/10/2016 4:40	4.97	12.90
7/10/2016 5:10	5.00	12.92
7/10/2016 5:40	5.05	12.98
7/10/2016 6:10	5.06	13.04
7/10/2016 6:40	5.09	13.10
7/10/2016 7:10	5.14	13.14
7/10/2016 7:40	5.16	13.16
7/10/2016 8:10	5.17	13.12
7/10/2016 8:40	5.20	13.10
7/10/2016 9:10	5.21	13.10
7/10/2016 9:40	5.25	13.12
7/10/2016 10:10	5.26	13.14
7/10/2016 10:40	5.26	13.12
7/10/2016 11:10	5.31	13.14
7/10/2016 11:40	5.33	13.18
7/10/2016 12:10	5.32	13.18
7/10/2016 12:40	5.34	13.28
7/10/2016 13:10	5.34	13.40
7/10/2016 13:40	5.37	13.56
7/10/2016 14:10	5.40	13.66
7/10/2016 14:40	5.40	13.74
7/10/2016 15:10	5.45	13.84
7/10/2016 15:40	6.01	12.68
7/10/2016 16:10	6.94	15.70
7/10/2016 16:40	6.08	15.90
7/10/2016 17:10	5.74	16.14
7/10/2016 17:40	5.94	16.46
7/10/2016 18:10	6.06	16.48
7/10/2016 18:40	6.09	16.38
7/10/2016 19:10	6.06	16.34

Date	DO (mg/L)	Temp (°C)
7/10/2016 19:40	6.11	16.36
7/10/2016 20:10	6.08	16.38
7/10/2016 20:40	6.04	16.36
7/10/2016 21:10	6.01	16.36
7/10/2016 21:40	6.01	16.34
7/10/2016 22:10	5.98	16.32
7/10/2016 22:40	6.01	16.30
7/10/2016 23:10	6.00	16.28
7/10/2016 23:40	5.96	16.18
7/11/2016 0:10	5.74	15.78
7/11/2016 0:40	5.54	15.22
7/11/2016 1:10	5.37	14.76
7/11/2016 1:40	5.25	14.42
7/11/2016 2:10	5.18	14.14
7/11/2016 2:40	5.12	13.92
7/11/2016 3:10	5.04	13.68
7/11/2016 3:40	4.97	13.42
7/11/2016 4:10	4.90	13.20
7/11/2016 4:40	4.84	13.04
7/11/2016 5:10	4.82	12.92
7/11/2016 5:40	4.82	12.86
7/11/2016 6:10	4.83	12.88
7/11/2016 6:40	4.84	12.92
7/11/2016 7:10	4.89	12.94
7/11/2016 7:40	4.93	12.92
7/11/2016 8:10	4.90	12.88
7/11/2016 8:40	4.91	12.84
7/11/2016 9:10	4.91	12.82
7/11/2016 9:40	4.92	12.84
7/11/2016 10:10	4.93	12.90
7/11/2016 10:40	4.94	12.98
7/11/2016 11:10	6.03	12.58
7/11/2016 11:40	7.06	15.92
7/11/2016 12:10	7.19	16.22
7/11/2016 12:40	7.13	16.20
7/11/2016 13:10	7.14	16.22
7/11/2016 13:40	7.14	16.26
7/11/2016 14:10	6.34	16.34
7/11/2016 14:40	6.05	16.86

2016 Dissolved Oxygen Concentrations Collected below the Deep Creek Station Tailrace

Date	DO (mg/L)	Temp (°C)
7/11/2016 15:10	6.28	17.16
7/11/2016 15:40	6.49	17.38
7/11/2016 16:10	6.50	17.46
7/11/2016 16:40	6.49	17.20
7/11/2016 17:10	6.46	17.08
7/11/2016 17:40	6.45	17.00
7/11/2016 18:10	6.45	16.96
7/11/2016 18:40	6.42	16.92
7/11/2016 19:10	6.36	16.84
7/11/2016 19:40	6.31	16.80
7/11/2016 20:10	6.28	16.76
7/11/2016 20:40	6.22	16.72
7/11/2016 21:10	6.10	16.56
7/11/2016 21:40	5.79	16.00
7/11/2016 22:10	5.53	15.42
7/11/2016 22:40	5.37	14.96
7/11/2016 23:10	5.24	14.66
7/11/2016 23:40	5.15	14.42
7/12/2016 0:10	5.12	14.18
7/12/2016 0:40	5.02	14.00
7/12/2016 1:10	4.93	13.78
7/12/2016 1:40	4.86	13.60
7/12/2016 2:10	4.84	13.46
7/12/2016 2:40	4.85	13.40
7/12/2016 3:10	4.86	13.40
7/12/2016 3:40	4.91	13.42
7/12/2016 4:10	4.93	13.42
7/12/2016 4:40	4.91	13.40
7/12/2016 5:10	4.92	13.38
7/12/2016 5:40	4.94	13.34
7/12/2016 6:10	4.96	13.28
7/12/2016 6:40	4.96	13.28
7/12/2016 7:10	5.02	13.30
7/12/2016 7:40	5.05	13.34
7/12/2016 8:10	5.08	13.34
7/12/2016 8:40	5.10	13.34
7/12/2016 9:10	5.16	13.36
7/12/2016 9:40	5.17	13.34
7/12/2016 10:10	5.13	13.28

Date	DO (mg/L)	Temp (°C)
7/12/2016 10:40	5.16	13.30
7/12/2016 11:10	5.16	13.32
7/12/2016 11:40	5.14	13.36
7/12/2016 12:10	5.13	13.36
7/12/2016 12:40	5.98	12.62
7/12/2016 13:10	7.06	16.28
7/12/2016 13:40	7.14	16.62
7/12/2016 14:10	7.09	16.64
7/12/2016 14:40	6.26	16.70
7/12/2016 15:10	6.00	17.20
7/12/2016 15:40	6.30	17.72
7/12/2016 16:10	6.47	17.80
7/12/2016 16:40	6.42	17.56
7/12/2016 17:10	6.49	17.40
7/12/2016 17:40	6.53	17.36
7/12/2016 18:10	6.47	17.28
7/12/2016 18:40	6.46	17.24
7/12/2016 19:10	6.38	17.18
7/12/2016 19:40	6.37	17.14
7/12/2016 20:10	6.36	17.10
7/12/2016 20:40	6.26	17.06
7/12/2016 21:10	6.19	17.02
7/12/2016 21:40	6.06	16.80
7/12/2016 22:10	5.74	16.14
7/12/2016 22:40	5.49	15.50
7/12/2016 23:10	5.30	15.02
7/12/2016 23:40	5.20	14.66
7/13/2016 0:10	5.10	14.42
7/13/2016 0:40	5.02	14.16
7/13/2016 1:10	4.91	13.98
7/13/2016 1:40	4.84	13.80
7/13/2016 2:10	4.77	13.64
7/13/2016 2:40	4.71	13.46
7/13/2016 3:10	4.66	13.34
7/13/2016 3:40	4.73	13.30
7/13/2016 4:10	4.71	13.28
7/13/2016 4:40	4.69	13.26
7/13/2016 5:10	4.68	13.24
7/13/2016 5:40	4.68	13.22

2016 Dissolved Oxygen Concentrations Collected below the Deep Creek Station Tailrace

Date	DO (mg/L)	Temp (°C)
7/13/2016 6:10	4.68	13.24
7/13/2016 6:40	4.69	13.28
7/13/2016 7:10	4.68	13.28
7/13/2016 7:40	4.71	13.20
7/13/2016 8:10	4.69	13.10
7/13/2016 8:40	4.73	13.00
7/13/2016 9:10	4.74	12.92
7/13/2016 9:40	4.78	12.92
7/13/2016 10:10	4.82	13.00
7/13/2016 10:40	4.93	13.12
7/13/2016 11:10	5.81	12.44
7/13/2016 11:40	6.92	16.14
7/13/2016 12:10	6.90	16.34
7/13/2016 12:40	6.93	16.30
7/13/2016 13:10	6.04	16.28
7/13/2016 13:40	5.77	16.64
7/13/2016 14:10	6.03	17.30
7/13/2016 14:40	6.20	17.38
7/13/2016 15:10	6.21	17.34
7/13/2016 15:40	6.23	17.30
7/13/2016 16:10	6.31	17.32
7/13/2016 16:40	6.27	17.14
7/13/2016 17:10	6.25	17.04
7/13/2016 17:40	6.22	16.96
7/13/2016 18:10	6.19	16.90
7/13/2016 18:40	6.18	16.88
7/13/2016 19:10	6.10	16.78
7/13/2016 19:40	6.05	16.74
7/13/2016 20:10	5.85	16.54
7/13/2016 20:40	5.55	15.96
7/13/2016 21:10	5.22	15.34
7/13/2016 21:40	5.01	14.84
7/13/2016 22:10	4.90	14.50
7/13/2016 22:40	4.82	14.28
7/13/2016 23:10	4.75	14.06
7/13/2016 23:40	4.66	13.82
7/14/2016 0:10	4.57	13.60
7/14/2016 0:40	4.50	13.40
7/14/2016 1:10	4.49	13.28

Date	DO (mg/L)	Temp (°C)
7/14/2016 1:40	4.49	13.22
7/14/2016 2:10	4.49	13.14
7/14/2016 2:40	4.50	13.08
7/14/2016 3:10	4.48	13.02
7/14/2016 3:40	4.48	12.98
7/14/2016 4:10	4.48	12.98
7/14/2016 4:40	4.51	13.02
7/14/2016 5:10	4.49	13.00
7/14/2016 5:40	4.45	12.98
7/14/2016 6:10	4.45	12.98
7/14/2016 6:40	4.48	13.00
7/14/2016 7:10	4.56	13.04
7/14/2016 7:40	4.56	13.06
7/14/2016 8:10	4.52	13.02
7/14/2016 8:40	4.51	12.96
7/14/2016 9:10	4.52	12.94
7/14/2016 9:40	4.52	12.96
7/14/2016 10:10	4.59	13.02
7/14/2016 10:40	4.65	13.08
7/14/2016 11:10	5.64	12.68
7/14/2016 11:40	6.63	15.62
7/14/2016 12:10	6.53	15.82
7/14/2016 12:40	6.44	15.62
7/14/2016 13:10	5.38	15.50
7/14/2016 13:40	5.14	16.04
7/14/2016 14:10	5.41	16.50
7/14/2016 14:40	5.65	16.68
7/14/2016 15:10	5.78	16.80
7/14/2016 15:40	5.73	16.80
7/14/2016 16:10	5.74	16.74
7/14/2016 16:40	5.65	16.44
7/14/2016 17:10	5.62	16.28
7/14/2016 17:40	5.58	16.18
7/14/2016 18:10	5.56	16.12
7/14/2016 18:40	5.55	16.08
7/14/2016 19:10	5.55	16.02
7/14/2016 19:40	5.48	15.98
7/14/2016 20:10	5.40	15.92
7/14/2016 20:40	5.25	15.66

2016 Dissolved Oxygen Concentrations Collected below the Deep Creek Station Tailrace

Date	DO (mg/L)	Temp (°C)
7/14/2016 21:10	5.01	15.18
7/14/2016 21:40	4.82	14.68
7/14/2016 22:10	4.68	14.30
7/14/2016 22:40	4.59	13.98
7/14/2016 23:10	4.49	13.74
7/14/2016 23:40	4.40	13.52
7/15/2016 0:10	4.39	13.42
7/15/2016 0:40	4.41	13.42
7/15/2016 1:10	4.44	13.44
7/15/2016 1:40	4.42	13.40
7/15/2016 2:10	4.42	13.36
7/15/2016 2:40	4.44	13.34
7/15/2016 3:10	4.44	13.30
7/15/2016 3:40	4.40	13.20
7/15/2016 4:10	4.36	13.10
7/15/2016 4:40	4.34	13.04
7/15/2016 5:10	4.32	12.98
7/15/2016 5:40	4.31	12.92
7/15/2016 6:10	4.35	12.94
7/15/2016 6:40	4.39	13.00
7/15/2016 7:10	4.44	13.04
7/15/2016 7:40	4.44	13.06
7/15/2016 8:10	4.45	13.10
7/15/2016 8:40	4.56	13.12
7/15/2016 9:10	4.60	13.18
7/15/2016 9:40	4.64	13.20
7/15/2016 10:10	4.68	13.22
7/15/2016 10:40	4.71	13.22
7/15/2016 11:10	5.65	12.58
7/15/2016 11:40	6.53	16.14
7/15/2016 12:10	6.60	16.40
7/15/2016 12:40	6.50	16.32
7/15/2016 13:10	6.54	16.36
7/15/2016 13:40	6.49	16.44
7/15/2016 14:10	6.10	16.44
7/15/2016 14:40	6.13	15.86
7/15/2016 15:10	6.20	16.42
7/15/2016 15:40	6.19	15.78
7/15/2016 16:10	5.89	16.24

Date	DO (mg/L)	Temp (°C)
7/15/2016 16:40	6.38	15.92
7/15/2016 17:10	5.69	16.36
7/15/2016 17:40	5.08	16.64
7/15/2016 18:10	5.28	17.04
7/15/2016 18:40	5.46	17.06
7/15/2016 19:10	5.49	17.00
7/15/2016 19:40	5.46	16.96
7/15/2016 20:10	5.46	16.94
7/15/2016 20:40	5.42	16.94
7/15/2016 21:10	5.40	16.92
7/15/2016 21:40	5.38	16.88
7/15/2016 22:10	5.36	16.84
7/15/2016 22:40	5.37	16.80
7/15/2016 23:10	5.36	16.76
7/15/2016 23:40	5.33	16.72
7/16/2016 0:10	5.23	16.56
7/16/2016 0:40	5.02	16.08
7/16/2016 1:10	4.74	15.48
7/16/2016 1:40	4.57	15.02
7/16/2016 2:10	4.49	14.68
7/16/2016 2:40	4.43	14.46
7/16/2016 3:10	4.36	14.24
7/16/2016 3:40	4.34	14.00
7/16/2016 4:10	4.24	13.78
7/16/2016 4:40	4.18	13.60
7/16/2016 5:10	4.17	13.48
7/16/2016 5:40	4.15	13.42
7/16/2016 6:10	4.17	13.34
7/16/2016 6:40	4.16	13.28
7/16/2016 7:10	4.23	13.22
7/16/2016 7:40	4.29	13.20
7/16/2016 8:10	4.32	13.18
7/16/2016 8:40	4.42	13.22
7/16/2016 9:10	4.49	13.24
7/16/2016 9:40	4.52	13.26
7/16/2016 10:10	4.53	13.32
7/16/2016 10:40	4.59	13.42
7/16/2016 11:10	5.55	12.76
7/16/2016 11:40	6.52	16.30

2016 Dissolved Oxygen Concentrations Collected below the Deep Creek Station Tailrace

Date	DO (mg/L)	Temp (°C)
7/16/2016 12:10	6.61	16.60
7/16/2016 12:40	6.60	16.58
7/16/2016 13:10	6.60	16.68
7/16/2016 13:40	6.61	16.70
7/16/2016 14:10	5.60	16.68
7/16/2016 14:40	5.38	17.12
7/16/2016 15:10	5.65	17.62
7/16/2016 15:40	5.86	17.84
7/16/2016 16:10	5.86	17.74
7/16/2016 16:40	5.89	17.54
7/16/2016 17:10	5.94	17.46
7/16/2016 17:40	5.84	17.36
7/16/2016 18:10	5.76	17.28
7/16/2016 18:40	5.86	17.24
7/16/2016 19:10	5.68	17.20
7/16/2016 19:40	5.60	17.12
7/16/2016 20:10	6.28	17.22
7/16/2016 20:40	5.76	17.22
7/16/2016 21:10	5.36	16.86
7/16/2016 21:40	5.06	16.18
7/16/2016 22:10	4.77	15.52
7/16/2016 22:40	4.56	15.02
7/16/2016 23:10	4.43	14.66
7/16/2016 23:40	4.40	14.36
7/17/2016 0:10	4.31	14.14
7/17/2016 0:40	4.26	13.98
7/17/2016 1:10	4.20	13.84
7/17/2016 1:40	4.18	13.70
7/17/2016 2:10	4.08	13.52
7/17/2016 2:40	4.02	13.36
7/17/2016 3:10	4.03	13.30
7/17/2016 3:40	4.05	13.30
7/17/2016 4:10	4.11	13.30
7/17/2016 4:40	4.11	13.28
7/17/2016 5:10	4.13	13.26
7/17/2016 5:40	4.12	13.28
7/17/2016 6:10	4.15	13.30
7/17/2016 6:40	4.16	13.32
7/17/2016 7:10	4.19	13.36

Date	DO (mg/L)	Temp (°C)
7/17/2016 7:40	4.24	13.42
7/17/2016 8:10	4.33	13.50
7/17/2016 8:40	4.42	13.54
7/17/2016 9:10	4.48	13.52
7/17/2016 9:40	4.47	13.54
7/17/2016 10:10	4.51	13.58
7/17/2016 10:40	4.51	13.56
7/17/2016 11:10	5.18	12.58
7/17/2016 11:40	6.33	16.04
7/17/2016 12:10	6.42	16.26
7/17/2016 12:40	6.42	16.18
7/17/2016 13:10	5.25	16.20
7/17/2016 13:40	5.04	16.76
7/17/2016 14:10	5.40	17.36
7/17/2016 14:40	5.61	17.50
7/17/2016 15:10	5.64	17.46
7/17/2016 15:40	5.64	17.46
7/17/2016 16:10	5.66	17.40
7/17/2016 16:40	5.62	17.12
7/17/2016 17:10	5.56	16.96
7/17/2016 17:40	5.54	16.88
7/17/2016 18:10	5.53	16.82
7/17/2016 18:40	5.48	16.78
7/17/2016 19:10	5.40	16.68
7/17/2016 19:40	5.36	16.64
7/17/2016 20:10	5.22	16.54
7/17/2016 20:40	4.98	16.14
7/17/2016 21:10	4.65	15.52
7/17/2016 21:40	4.44	15.02
7/17/2016 22:10	4.27	14.64
7/17/2016 22:40	4.19	14.36
7/17/2016 23:10	4.15	14.14
7/17/2016 23:40	4.08	13.94
7/18/2016 0:10	4.05	13.74
7/18/2016 0:40	3.95	13.56
7/18/2016 1:10	3.87	13.40
7/18/2016 1:40	3.85	13.28
7/18/2016 2:10	3.84	13.22
7/18/2016 2:40	3.83	13.20

2016 Dissolved Oxygen Concentrations Collected below the Deep Creek Station Tailrace

Date	DO (mg/L)	Temp (°C)
7/18/2016 3:10	3.81	13.16
7/18/2016 3:40	3.78	13.10
7/18/2016 4:10	3.78	13.04
7/18/2016 4:40	3.79	13.02
7/18/2016 5:10	3.77	13.02
7/18/2016 5:40	3.76	12.98
7/18/2016 6:10	3.76	12.94
7/18/2016 6:40	3.76	12.92
7/18/2016 7:10	3.84	12.94
7/18/2016 7:40	3.88	13.00
7/18/2016 8:10	3.95	13.04
7/18/2016 8:40	4.02	13.08
7/18/2016 9:10	4.08	13.14
7/18/2016 9:40	4.16	13.24
7/18/2016 10:10	4.19	13.34
7/18/2016 10:40	4.24	13.42
7/18/2016 11:10	5.22	12.74
7/18/2016 11:40	6.27	16.10
7/18/2016 12:10	6.21	16.36
7/18/2016 12:40	6.18	16.30
7/18/2016 13:10	6.25	16.36
7/18/2016 13:40	6.26	16.32
7/18/2016 14:10	5.20	16.22
7/18/2016 14:40	4.84	16.86
7/18/2016 15:10	5.15	17.42
7/18/2016 15:40	5.30	17.54
7/18/2016 16:10	5.31	17.46
7/18/2016 16:40	5.22	17.20
7/18/2016 17:10	5.23	17.04
7/18/2016 17:40	5.28	16.94
7/18/2016 18:10	5.09	16.82
7/18/2016 18:40	5.05	16.76
7/18/2016 19:10	5.00	16.70
7/18/2016 19:40	4.97	16.64
7/18/2016 20:10	4.90	16.60
7/18/2016 20:40	4.86	16.58
7/18/2016 21:10	4.73	16.40
7/18/2016 21:40	4.50	15.92
7/18/2016 22:10	4.26	15.34

Date	DO (mg/L)	Temp (°C)
7/18/2016 22:40	4.07	14.90
7/18/2016 23:10	3.96	14.58
7/18/2016 23:40	3.89	14.32
7/19/2016 0:10	3.83	14.04
7/19/2016 0:40	3.76	13.82
7/19/2016 1:10	3.71	13.62
7/19/2016 1:40	3.69	13.52
7/19/2016 2:10	3.72	13.52
7/19/2016 2:40	3.76	13.56
7/19/2016 3:10	3.77	13.58
7/19/2016 3:40	3.77	13.58
7/19/2016 4:10	3.77	13.60
7/19/2016 4:40	3.73	13.60
7/19/2016 5:10	3.73	13.52
7/19/2016 5:40	3.70	13.40
7/19/2016 6:10	3.69	13.30
7/19/2016 6:40	3.70	13.26
7/19/2016 7:10	3.75	13.26
7/19/2016 7:40	3.78	13.26
7/19/2016 8:10	3.87	13.30
7/19/2016 8:40	3.97	13.34
7/19/2016 9:10	3.99	13.40
7/19/2016 9:40	4.02	13.48
7/19/2016 10:10	4.01	13.48
7/19/2016 10:40	4.04	13.52
7/19/2016 11:10	4.03	13.56
7/19/2016 11:40	4.01	13.56
7/19/2016 12:10	3.95	13.62
7/19/2016 12:40	5.15	12.64
7/19/2016 13:10	6.17	16.10
7/19/2016 13:40	6.17	16.36
7/19/2016 14:10	6.30	16.42
7/19/2016 14:40	5.21	16.58
7/19/2016 15:10	4.92	17.18
7/19/2016 15:40	5.20	17.68
7/19/2016 16:10	5.38	17.74
7/19/2016 16:40	5.34	17.46
7/19/2016 17:10	5.33	17.30
7/19/2016 17:40	5.25	17.24

2016 Dissolved Oxygen Concentrations Collected below the Deep Creek Station Tailrace

Date	DO (mg/L)	Temp (°C)
7/19/2016 18:10	5.21	17.20
7/19/2016 18:40	5.22	17.16
7/19/2016 19:10	5.18	17.10
7/19/2016 19:40	5.16	17.06
7/19/2016 20:10	5.12	17.04
7/19/2016 20:40	5.06	17.00
7/19/2016 21:10	5.04	16.98
7/19/2016 21:40	4.92	16.82
7/19/2016 22:10	4.64	16.24
7/19/2016 22:40	4.35	15.64
7/19/2016 23:10	4.16	15.14
7/19/2016 23:40	4.03	14.78
7/20/2016 0:10	3.97	14.56
7/20/2016 0:40	3.93	14.40
7/20/2016 1:10	3.92	14.22
7/20/2016 1:40	3.85	14.00
7/20/2016 2:10	3.75	13.80
7/20/2016 2:40	3.67	13.60
7/20/2016 3:10	3.57	13.44
7/20/2016 3:40	3.51	13.34
7/20/2016 4:10	3.48	13.24
7/20/2016 4:40	3.49	13.18
7/20/2016 5:10	3.47	13.16
7/20/2016 5:40	3.55	13.16
7/20/2016 6:10	3.51	13.16
7/20/2016 6:40	3.55	13.12
7/20/2016 7:10	3.54	13.10
7/20/2016 7:40	3.54	13.06
7/20/2016 8:10	3.53	13.00
7/20/2016 8:40	3.49	12.94
7/20/2016 9:10	3.55	12.90
7/20/2016 9:40	3.54	12.92
7/20/2016 10:10	3.54	13.02
7/20/2016 10:40	3.55	13.10
7/20/2016 11:10	3.62	13.18
7/20/2016 11:40	3.67	13.24
7/20/2016 12:10	3.70	13.24
7/20/2016 12:40	4.99	12.66
7/20/2016 13:10	5.95	15.86

Date	DO (mg/L)	Temp (°C)
7/20/2016 13:40	5.89	16.02
7/20/2016 14:10	5.85	15.88
7/20/2016 14:40	5.93	15.92
7/20/2016 15:10	4.37	16.20
7/20/2016 15:40	4.56	16.98
7/20/2016 16:10	4.78	17.14
7/20/2016 16:40	4.78	16.90
7/20/2016 17:10	4.77	16.72
7/20/2016 17:40	4.68	16.64
7/20/2016 18:10	4.66	16.58
7/20/2016 18:40	4.67	16.54
7/20/2016 19:10	4.63	16.50
7/20/2016 19:40	4.59	16.46
7/20/2016 20:10	4.58	16.42
7/20/2016 20:40	4.50	16.42
7/20/2016 21:10	4.50	16.42
7/20/2016 21:40	4.45	16.40
7/20/2016 22:10	4.35	16.18
7/20/2016 22:40	4.16	15.74
7/20/2016 23:10	3.94	15.26
7/20/2016 23:40	3.79	14.88
7/21/2016 0:10	3.69	14.58
7/21/2016 0:40	3.61	14.34
7/21/2016 1:10	3.54	14.10
7/21/2016 1:40	3.45	13.86
7/21/2016 2:10	3.41	13.72
7/21/2016 2:40	3.41	13.66
7/21/2016 3:10	3.44	13.64
7/21/2016 3:40	3.45	13.62
7/21/2016 4:10	3.49	13.58
7/21/2016 4:40	3.47	13.54
7/21/2016 5:10	3.45	13.44
7/21/2016 5:40	3.45	13.38
7/21/2016 6:10	3.44	13.34
7/21/2016 6:40	3.46	13.28
7/21/2016 7:10	3.54	13.24
7/21/2016 7:40	3.55	13.22
7/21/2016 8:10	3.61	13.22
7/21/2016 8:40	3.62	13.22

2016 Dissolved Oxygen Concentrations Collected below the Deep Creek Station Tailrace

Date	DO (mg/L)	Temp (°C)
7/21/2016 9:10	3.61	13.22
7/21/2016 9:40	3.57	13.22
7/21/2016 10:10	3.53	13.24
7/21/2016 10:40	3.49	13.26
7/21/2016 11:10	4.78	12.60
7/21/2016 11:40	5.76	15.90
7/21/2016 12:10	5.70	16.14
7/21/2016 12:40	5.73	16.12
7/21/2016 13:10	4.92	16.16
7/21/2016 13:40	4.25	16.68
7/21/2016 14:10	4.57	17.30
7/21/2016 14:40	4.89	17.48
7/21/2016 15:10	4.99	17.54
7/21/2016 15:40	4.92	17.52
7/21/2016 16:10	4.88	17.44
7/21/2016 16:40	4.77	17.16
7/21/2016 17:10	4.72	17.00
7/21/2016 17:40	4.73	16.92
7/21/2016 18:10	4.67	16.86
7/21/2016 18:40	4.64	16.80
7/21/2016 19:10	4.60	16.76
7/21/2016 19:40	4.53	16.70
7/21/2016 20:10	4.42	16.56
7/21/2016 20:40	4.16	16.12
7/21/2016 21:10	3.88	15.54
7/21/2016 21:40	3.69	15.02
7/21/2016 22:10	3.60	14.66
7/21/2016 22:40	3.48	14.38
7/21/2016 23:10	3.43	14.14
7/21/2016 23:40	3.33	13.94
7/22/2016 0:10	3.29	13.74
7/22/2016 0:40	3.21	13.54
7/22/2016 1:10	3.15	13.38
7/22/2016 1:40	3.13	13.30
7/22/2016 2:10	3.13	13.26
7/22/2016 2:40	3.16	13.28
7/22/2016 3:10	3.20	13.32
7/22/2016 3:40	3.26	13.34
7/22/2016 4:10	3.21	13.34

Date	DO (mg/L)	Temp (°C)
7/22/2016 4:40	3.23	13.34
7/22/2016 5:10	3.23	13.34
7/22/2016 5:40	3.24	13.36
7/22/2016 6:10	3.23	13.34
7/22/2016 6:40	3.23	13.30
7/22/2016 7:10	3.21	13.26
7/22/2016 7:40	3.24	13.22
7/22/2016 8:10	3.30	13.22
7/22/2016 8:40	3.40	13.22
7/22/2016 9:10	3.54	13.26
7/22/2016 9:40	3.56	13.26
7/22/2016 10:10	3.55	13.30
7/22/2016 10:40	3.56	13.38
7/22/2016 11:10	7.01	12.78
7/22/2016 11:40	7.47	16.06
7/22/2016 12:10	7.38	16.28
7/22/2016 12:40	7.40	16.26
7/22/2016 13:10	7.43	16.36
7/22/2016 13:40	7.41	16.28
7/22/2016 14:10	6.16	16.24
7/22/2016 14:40	4.36	16.54
7/22/2016 15:10	4.33	16.96
7/22/2016 15:40	4.61	17.26
7/22/2016 16:10	4.65	17.34
7/22/2016 16:40	4.68	17.26
7/22/2016 17:10	4.63	17.16
7/22/2016 17:40	4.67	17.10
7/22/2016 18:10	4.69	17.04
7/22/2016 18:40	4.63	16.94
7/22/2016 19:10	4.56	16.88
7/22/2016 19:40	4.49	16.82
7/22/2016 20:10	4.43	16.78
7/22/2016 20:40	4.37	16.74
7/22/2016 21:10	4.25	16.58
7/22/2016 21:40	3.97	16.08
7/22/2016 22:10	3.72	15.50
7/22/2016 22:40	3.53	15.00
7/22/2016 23:10	3.44	14.62
7/22/2016 23:40	3.32	14.32

2016 Dissolved Oxygen Concentrations Collected below the Deep Creek Station Tailrace

Date	DO (mg/L)	Temp (°C)
7/23/2016 0:10	3.28	14.10
7/23/2016 0:40	3.19	13.94
7/23/2016 1:10	3.11	13.76
7/23/2016 1:40	3.03	13.58
7/23/2016 2:10	2.98	13.44
7/23/2016 2:40	2.98	13.42
7/23/2016 3:10	3.02	13.50
7/23/2016 3:40	3.06	13.56
7/23/2016 4:10	3.05	13.52
7/23/2016 4:40	3.02	13.44
7/23/2016 5:10	3.00	13.38
7/23/2016 5:40	3.02	13.36
7/23/2016 6:10	3.00	13.30
7/23/2016 6:40	2.99	13.14
7/23/2016 7:10	3.02	13.04
7/23/2016 7:40	3.07	13.04
7/23/2016 8:10	3.15	13.10
7/23/2016 8:40	3.20	13.18
7/23/2016 9:10	3.26	13.26
7/23/2016 9:40	3.23	13.32
7/23/2016 10:10	6.82	12.80
7/23/2016 10:40	7.23	15.84
7/23/2016 11:10	7.24	16.02
7/23/2016 11:40	7.29	16.00
7/23/2016 12:10	7.30	16.12
7/23/2016 12:40	7.33	16.24
7/23/2016 13:10	7.26	16.22
7/23/2016 13:40	7.25	16.18
7/23/2016 14:10	7.23	16.10
7/23/2016 14:40	7.24	15.96
7/23/2016 15:10	7.19	15.88
7/23/2016 15:40	7.19	15.88
7/23/2016 16:10	6.65	15.96
7/23/2016 16:40	3.89	16.28
7/23/2016 17:10	3.81	16.68
7/23/2016 17:40	3.99	16.86
7/23/2016 18:10	4.11	16.90
7/23/2016 18:40	4.03	16.84
7/23/2016 19:10	3.92	16.78

Date	DO (mg/L)	Temp (°C)
7/23/2016 19:40	3.89	16.74
7/23/2016 20:10	3.95	16.70
7/23/2016 20:40	3.96	16.66
7/23/2016 21:10	3.89	16.60
7/23/2016 21:40	3.89	16.56
7/23/2016 22:10	3.89	16.54
7/23/2016 22:40	3.91	16.52
7/23/2016 23:10	3.92	16.50
7/23/2016 23:40	3.80	16.28
7/24/2016 0:10	3.76	15.86
7/24/2016 0:40	3.44	15.40
7/24/2016 1:10	3.30	15.04
7/24/2016 1:40	3.20	14.74
7/24/2016 2:10	3.14	14.52
7/24/2016 2:40	3.08	14.26
7/24/2016 3:10	3.06	14.06
7/24/2016 3:40	3.05	13.92
7/24/2016 4:10	3.07	13.84
7/24/2016 4:40	3.12	13.78
7/24/2016 5:10	3.10	13.72
7/24/2016 5:40	3.11	13.68
7/24/2016 6:10	3.10	13.64
7/24/2016 6:40	3.06	13.58
7/24/2016 7:10	3.11	13.52
7/24/2016 7:40	3.12	13.46
7/24/2016 8:10	3.22	13.42
7/24/2016 8:40	3.32	13.40
7/24/2016 9:10	3.36	13.42
7/24/2016 9:40	3.39	13.44
7/24/2016 10:10	3.40	13.48
7/24/2016 10:40	3.47	13.52
7/24/2016 11:10	6.79	12.80
7/24/2016 11:40	7.37	16.60
7/24/2016 12:10	7.32	16.88
7/24/2016 12:40	7.34	16.80
7/24/2016 13:10	6.89	16.82
7/24/2016 13:40	4.34	17.28
7/24/2016 14:10	4.36	17.86
7/24/2016 14:40	4.63	18.18

2016 Dissolved Oxygen Concentrations Collected below the Deep Creek Station Tailrace

Date	DO (mg/L)	Temp (°C)
7/24/2016 15:10	4.72	18.20
7/24/2016 15:40	4.77	18.10
7/24/2016 16:10	4.78	18.00
7/24/2016 16:40	4.82	17.80
7/24/2016 17:10	4.80	17.66
7/24/2016 17:40	4.75	17.56
7/24/2016 18:10	4.71	17.48
7/24/2016 18:40	4.66	17.42
7/24/2016 19:10	4.56	17.36
7/24/2016 19:40	4.41	17.28
7/24/2016 20:10	4.20	17.12
7/24/2016 20:40	3.91	16.62
7/24/2016 21:10	3.61	15.98
7/24/2016 21:40	3.43	15.48
7/24/2016 22:10	3.30	15.10
7/24/2016 22:40	3.22	14.78
7/24/2016 23:10	3.15	14.56
7/24/2016 23:40	3.11	14.40
7/25/2016 0:10	3.04	14.24
7/25/2016 0:40	3.03	14.08
7/25/2016 1:10	2.92	13.88
7/25/2016 1:40	2.86	13.70
7/25/2016 2:10	2.83	13.54
7/25/2016 2:40	2.78	13.42
7/25/2016 3:10	2.79	13.36
7/25/2016 3:40	2.76	13.36
7/25/2016 4:10	2.82	13.36
7/25/2016 4:40	2.79	13.36
7/25/2016 5:10	2.75	13.34
7/25/2016 5:40	2.78	13.28
7/25/2016 6:10	2.81	13.26
7/25/2016 6:40	2.83	13.30
7/25/2016 7:10	2.89	13.36
7/25/2016 7:40	2.98	13.44
7/25/2016 8:10	3.13	13.50
7/25/2016 8:40	3.14	13.54
7/25/2016 9:10	3.18	13.54
7/25/2016 9:40	3.22	13.58
7/25/2016 10:10	3.26	13.62

Date	DO (mg/L)	Temp (°C)
7/25/2016 10:40	3.27	13.68
7/25/2016 11:10	6.67	12.88
7/25/2016 11:40	7.24	16.26
7/25/2016 12:10	7.14	16.46
7/25/2016 12:40	7.15	16.40
7/25/2016 13:10	7.10	16.34
7/25/2016 13:40	7.08	16.18
7/25/2016 14:10	6.75	16.08
7/25/2016 14:40	3.71	16.32
7/25/2016 15:10	3.86	16.74
7/25/2016 15:40	4.07	17.20
7/25/2016 16:10	4.15	17.34
7/25/2016 16:40	4.07	17.22
7/25/2016 17:10	4.05	17.10
7/25/2016 17:40	4.01	17.00
7/25/2016 18:10	4.05	16.88
7/25/2016 18:40	3.91	16.80
7/25/2016 19:10	3.83	16.74
7/25/2016 19:40	3.76	16.68
7/25/2016 20:10	3.76	16.66
7/25/2016 20:40	3.76	16.62
7/25/2016 21:10	3.67	16.52
7/25/2016 21:40	3.43	16.10
7/25/2016 22:10	3.19	15.52
7/25/2016 22:40	3.02	15.04
7/25/2016 23:10	2.88	14.68
7/25/2016 23:40	2.84	14.42
7/26/2016 0:10	2.80	14.22
7/26/2016 0:40	2.73	14.02
7/26/2016 1:10	2.59	13.84
7/26/2016 1:40	2.48	13.72
7/26/2016 2:10	2.46	13.66
7/26/2016 2:40	2.43	13.64
7/26/2016 3:10	2.42	13.58
7/26/2016 3:40	2.41	13.56
7/26/2016 4:10	2.49	13.60
7/26/2016 4:40	2.48	13.64
7/26/2016 5:10	2.46	13.54
7/26/2016 5:40	2.42	13.46

2016 Dissolved Oxygen Concentrations Collected below the Deep Creek Station Tailrace

Date	DO (mg/L)	Temp (°C)
7/26/2016 6:10	2.39	13.40
7/26/2016 6:40	2.44	13.44
7/26/2016 7:10	2.55	13.50
7/26/2016 7:40	2.57	13.50
7/26/2016 8:10	2.71	13.52
7/26/2016 8:40	2.84	13.54
7/26/2016 9:10	2.83	13.54
7/26/2016 9:40	2.86	13.60
7/26/2016 10:10	2.91	13.68
7/26/2016 10:40	2.95	13.72
7/26/2016 11:10	6.54	13.10
7/26/2016 11:40	7.05	16.38
7/26/2016 12:10	6.99	16.56
7/26/2016 12:40	7.05	16.50
7/26/2016 13:10	6.67	16.56
7/26/2016 13:40	3.77	16.84
7/26/2016 14:10	3.80	17.40
7/26/2016 14:40	4.03	17.58
7/26/2016 15:10	4.21	17.84
7/26/2016 15:40	4.26	17.88
7/26/2016 16:10	4.25	17.80
7/26/2016 16:40	4.23	17.58
7/26/2016 17:10	4.20	17.42
7/26/2016 17:40	4.21	17.32
7/26/2016 18:10	4.16	17.24
7/26/2016 18:40	4.09	17.18
7/26/2016 19:10	4.04	17.14
7/26/2016 19:40	3.96	17.12
7/26/2016 20:10	3.85	17.02
7/26/2016 20:40	3.53	16.52
7/26/2016 21:10	3.26	15.92
7/26/2016 21:40	3.06	15.38
7/26/2016 22:10	2.94	14.94
7/26/2016 22:40	2.88	14.66
7/26/2016 23:10	2.82	14.40
7/26/2016 23:40	2.79	14.26
7/27/2016 0:10	2.73	14.12
7/27/2016 0:40	2.70	13.98
7/27/2016 1:10	2.60	13.84

Date	DO (mg/L)	Temp (°C)
7/27/2016 1:40	2.56	13.72
7/27/2016 2:10	2.56	13.62
7/27/2016 2:40	2.52	13.54
7/27/2016 3:10	2.56	13.46
7/27/2016 3:40	2.48	13.46
7/27/2016 4:10	2.49	13.42
7/27/2016 4:40	2.50	13.36
7/27/2016 5:10	2.51	13.32
7/27/2016 5:40	2.57	13.32
7/27/2016 6:10	2.51	13.36
7/27/2016 6:40	2.54	13.40
7/27/2016 7:10	2.51	13.44
7/27/2016 7:40	2.56	13.48
7/27/2016 8:10	2.63	13.50
7/27/2016 8:40	2.67	13.52
7/27/2016 9:10	2.78	13.54
7/27/2016 9:40	2.80	13.56
7/27/2016 10:10	2.76	13.58
7/27/2016 10:40	2.83	13.60
7/27/2016 11:10	6.54	12.98
7/27/2016 11:40	7.06	16.46
7/27/2016 12:10	7.01	16.68
7/27/2016 12:40	7.03	16.60
7/27/2016 13:10	6.65	16.54
7/27/2016 13:40	3.83	17.00
7/27/2016 14:10	3.80	17.50
7/27/2016 14:40	3.93	17.78
7/27/2016 15:10	4.13	18.00
7/27/2016 15:40	4.09	17.80
7/27/2016 16:10	4.04	17.66
7/27/2016 16:40	3.94	17.48
7/27/2016 17:10	3.92	17.38
7/27/2016 17:40	4.00	17.32
7/27/2016 18:10	3.95	17.22
7/27/2016 18:40	3.99	17.14
7/27/2016 19:10	3.91	17.06
7/27/2016 19:40	3.84	17.00
7/27/2016 20:10	3.69	16.84
7/27/2016 20:40	3.37	16.32

2016 Dissolved Oxygen Concentrations Collected below the Deep Creek Station Tailrace

Date	DO (mg/L)	Temp (°C)
7/27/2016 21:10	3.08	15.68
7/27/2016 21:40	2.94	15.16
7/27/2016 22:10	2.84	14.74
7/27/2016 22:40	2.79	14.48
7/27/2016 23:10	2.76	14.26
7/27/2016 23:40	2.73	14.14
7/28/2016 0:10	2.65	14.00
7/28/2016 0:40	2.62	13.84
7/28/2016 1:10	2.54	13.66
7/28/2016 1:40	2.49	13.52
7/28/2016 2:10	2.46	13.42
7/28/2016 2:40	2.47	13.38
7/28/2016 3:10	2.42	13.44
7/28/2016 3:40	2.44	13.52
7/28/2016 4:10	2.43	13.56
7/28/2016 4:40	2.44	13.58
7/28/2016 5:10	2.41	13.56
7/28/2016 5:40	2.42	13.52
7/28/2016 6:10	2.42	13.50
7/28/2016 6:40	2.40	13.52
7/28/2016 7:10	2.42	13.52
7/28/2016 7:40	2.49	13.54
7/28/2016 8:10	2.48	13.52
7/28/2016 8:40	2.62	13.50
7/28/2016 9:10	2.67	13.48
7/28/2016 9:40	2.60	13.48
7/28/2016 10:10	2.59	13.48
7/28/2016 10:40	2.81	13.50
7/28/2016 11:10	6.37	12.86
7/28/2016 11:40	6.91	16.14
7/28/2016 12:10	6.89	16.30
7/28/2016 12:40	6.82	16.24
7/28/2016 13:10	6.19	16.24
7/28/2016 13:40	3.55	16.52
7/28/2016 14:10	3.35	16.90
7/28/2016 14:40	3.59	17.06
7/28/2016 15:10	3.64	17.12
7/28/2016 15:40	3.64	17.14
7/28/2016 16:10	3.55	17.16

Date	DO (mg/L)	Temp (°C)
7/28/2016 16:40	3.47	17.14
7/28/2016 17:10	3.46	17.12
7/28/2016 17:40	3.68	17.10
7/28/2016 18:10	3.57	17.12
7/28/2016 18:40	3.51	17.08
7/28/2016 19:10	3.39	17.04
7/28/2016 19:40	3.31	16.98
7/28/2016 20:10	3.15	16.84
7/28/2016 20:40	2.84	16.28
7/28/2016 21:10	2.59	15.66
7/28/2016 21:40	2.43	15.16
7/28/2016 22:10	2.42	14.86
7/28/2016 22:40	2.39	14.62
7/28/2016 23:10	2.36	14.38
7/28/2016 23:40	2.27	14.18
7/29/2016 0:10	2.23	13.98
7/29/2016 0:40	2.06	13.78
7/29/2016 1:10	1.99	13.62
7/29/2016 1:40	1.96	13.54
7/29/2016 2:10	1.95	13.48
7/29/2016 2:40	1.95	13.44
7/29/2016 3:10	1.90	13.44
7/29/2016 3:40	1.93	13.46
7/29/2016 4:10	1.96	13.52
7/29/2016 4:40	1.98	13.58
7/29/2016 5:10	2.02	13.68
7/29/2016 5:40	2.00	13.70
7/29/2016 6:10	2.01	13.66
7/29/2016 6:40	1.98	13.64
7/29/2016 7:10	2.00	13.62
7/29/2016 7:40	1.99	13.58
7/29/2016 8:10	2.04	13.56
7/29/2016 8:40	2.12	13.58
7/29/2016 9:10	2.17	13.64
7/29/2016 9:40	2.20	13.68
7/29/2016 10:10	2.25	13.70
7/29/2016 10:40	2.26	13.74
7/29/2016 11:10	6.35	13.00
7/29/2016 11:40	6.86	16.26

2016 Dissolved Oxygen Concentrations Collected below the Deep Creek Station Tailrace

Date	DO (mg/L)	Temp (°C)
7/29/2016 12:10	6.81	16.50
7/29/2016 12:40	6.82	16.46
7/29/2016 13:10	6.85	16.52
7/29/2016 13:40	6.89	16.58
7/29/2016 14:10	6.39	16.60
7/29/2016 14:40	3.54	16.94
7/29/2016 15:10	3.39	17.36
7/29/2016 15:40	3.65	17.68
7/29/2016 16:10	3.71	17.74
7/29/2016 16:40	3.64	17.62
7/29/2016 17:10	3.53	17.52
7/29/2016 17:40	3.48	17.48
7/29/2016 18:10	3.48	17.44
7/29/2016 18:40	3.44	17.40
7/29/2016 19:10	3.39	17.38
7/29/2016 19:40	3.41	17.36
7/29/2016 20:10	3.35	17.30
7/29/2016 20:40	3.22	17.26
7/29/2016 21:10	3.07	17.14
7/29/2016 21:40	2.81	16.58
7/29/2016 22:10	2.54	15.92
7/29/2016 22:40	2.39	15.38
7/29/2016 23:10	2.27	15.02
7/29/2016 23:40	2.22	14.74
7/30/2016 0:10	2.15	14.52
7/30/2016 0:40	2.10	14.36
7/30/2016 1:10	2.07	14.22
7/30/2016 1:40	1.98	14.08
7/30/2016 2:10	1.91	13.92
7/30/2016 2:40	1.85	13.74
7/30/2016 3:10	1.82	13.60
7/30/2016 3:40	1.79	13.48
7/30/2016 4:10	1.78	13.38
7/30/2016 4:40	1.78	13.32
7/30/2016 5:10	1.74	13.34
7/30/2016 5:40	1.74	13.40
7/30/2016 6:10	1.78	13.44
7/30/2016 6:40	1.78	13.46
7/30/2016 7:10	1.82	13.46

Date	DO (mg/L)	Temp (°C)
7/30/2016 7:40	1.86	13.46
7/30/2016 8:10	2.04	13.50
7/30/2016 8:40	2.01	13.54
7/30/2016 9:10	2.15	13.62
7/30/2016 9:40	2.22	13.68
7/30/2016 10:10	6.31	13.00
7/30/2016 10:40	6.71	16.30
7/30/2016 11:10	6.68	16.56
7/30/2016 11:40	6.71	16.60
7/30/2016 12:10	6.71	16.62
7/30/2016 12:40	6.71	16.70
7/30/2016 13:10	6.73	16.78
7/30/2016 13:40	6.73	16.80
7/30/2016 14:10	6.30	16.84
7/30/2016 14:40	3.27	17.22
7/30/2016 15:10	3.12	17.60
7/30/2016 15:40	3.23	17.64
7/30/2016 16:10	3.30	17.64
7/30/2016 16:40	3.40	17.70
7/30/2016 17:10	3.40	17.66
7/30/2016 17:40	3.35	17.62
7/30/2016 18:10	3.27	17.58
7/30/2016 18:40	3.20	17.52
7/30/2016 19:10	3.13	17.46
7/30/2016 19:40	3.08	17.42
7/30/2016 20:10	3.03	17.36
7/30/2016 20:40	2.94	17.32
7/30/2016 21:10	2.88	17.24
7/30/2016 21:40	2.59	16.72
7/30/2016 22:10	2.40	16.08
7/30/2016 22:40	2.28	15.58
7/30/2016 23:10	2.22	15.22
7/30/2016 23:40	2.33	14.98
7/31/2016 0:10	2.24	14.78
7/31/2016 0:40	2.12	14.60
7/31/2016 1:10	2.10	14.40
7/31/2016 1:40	1.99	14.26
7/31/2016 2:10	1.99	14.10
7/31/2016 2:40	1.92	13.98

2016 Dissolved Oxygen Concentrations Collected below the Deep Creek Station Tailrace

Date	DO (mg/L)	Temp (°C)
7/31/2016 3:10	1.87	13.90
7/31/2016 3:40	1.84	13.86
7/31/2016 4:10	1.82	13.82
7/31/2016 4:40	1.84	13.80
7/31/2016 5:10	1.88	13.84
7/31/2016 5:40	1.86	13.88
7/31/2016 6:10	1.88	13.86
7/31/2016 6:40	1.91	13.88
7/31/2016 7:10	1.96	13.90
7/31/2016 7:40	1.95	13.92
7/31/2016 8:10	1.96	13.86
7/31/2016 8:40	2.07	13.74
7/31/2016 9:10	2.19	13.68
7/31/2016 9:40	2.33	13.68
7/31/2016 10:10	2.32	13.70
7/31/2016 10:40	2.36	13.74
7/31/2016 11:10	2.33	13.70
7/31/2016 11:40	2.34	13.64
7/31/2016 12:10	2.35	13.70
7/31/2016 12:40	6.28	13.04
7/31/2016 13:10	6.68	16.26
7/31/2016 13:40	6.61	16.44
7/31/2016 14:10	6.63	16.48
7/31/2016 14:40	5.97	16.58
7/31/2016 15:10	3.04	17.02
7/31/2016 15:40	3.07	17.54
7/31/2016 16:10	3.28	17.80
7/31/2016 16:40	3.27	17.64
7/31/2016 17:10	3.18	17.54
7/31/2016 17:40	3.15	17.48
7/31/2016 18:10	3.12	17.42
7/31/2016 18:40	3.06	17.38
7/31/2016 19:10	2.99	17.34
7/31/2016 19:40	2.94	17.32
7/31/2016 20:10	2.91	17.30
7/31/2016 20:40	2.88	17.28
7/31/2016 21:10	2.84	17.24
7/31/2016 21:40	2.79	17.12
7/31/2016 22:10	2.51	16.62
7/31/2016 22:40	2.63	15.98
7/31/2016 23:10	2.47	15.56
7/31/2016 23:40	2.15	15.14
8/1/2016 0:10	2.04	14.82
8/1/2016 0:40	1.99	14.60
8/1/2016 1:10	1.95	14.46
8/1/2016 1:40	1.88	14.28
8/1/2016 2:10	1.84	14.12
8/1/2016 2:40	1.75	13.94
8/1/2016 3:10	1.75	13.80
8/1/2016 3:40	1.70	13.68
8/1/2016 4:10	1.68	13.60
8/1/2016 4:40	1.68	13.52
8/1/2016 5:10	1.67	13.52
8/1/2016 5:40	1.66	13.52
8/1/2016 6:10	1.67	13.54
8/1/2016 6:40	1.68	13.56
8/1/2016 7:10	1.73	13.54
8/1/2016 7:40	1.75	13.54
8/1/2016 8:10	1.83	13.58
8/1/2016 8:40	1.91	13.62
8/1/2016 9:10	1.99	13.72
8/1/2016 9:40	2.11	13.84
8/1/2016 10:10	2.18	13.90
8/1/2016 10:40	2.19	13.88
8/1/2016 11:10	6.19	13.12
8/1/2016 11:40	6.65	16.74
8/1/2016 12:10	6.66	17.04
8/1/2016 12:40	6.63	16.94
8/1/2016 13:10	6.62	16.86
8/1/2016 13:40	6.65	16.90
8/1/2016 14:10	6.05	16.98
8/1/2016 14:40	3.14	17.34
8/1/2016 15:10	3.07	17.84
8/1/2016 15:40	3.26	17.96
8/1/2016 16:10	3.35	17.96
8/1/2016 16:40	3.35	17.92
8/1/2016 17:10	3.23	17.80
8/1/2016 17:40	3.16	17.74

2016 Dissolved Oxygen Concentrations Collected below the Deep Creek Station Tailrace

Date	DO (mg/L)	Temp (°C)
8/1/2016 18:10	3.15	17.72
8/1/2016 18:40	3.13	17.68
8/1/2016 19:10	3.10	17.66
8/1/2016 19:40	3.04	17.62
8/1/2016 20:10	2.96	17.58
8/1/2016 20:40	2.87	17.52
8/1/2016 21:10	2.73	17.38
8/1/2016 21:40	2.43	16.78
8/1/2016 22:10	2.19	16.14
8/1/2016 22:40	2.04	15.64
8/1/2016 23:10	1.96	15.26
8/1/2016 23:40	1.92	15.00
8/2/2016 0:10	1.87	14.82
8/2/2016 0:40	1.84	14.70
8/2/2016 1:10	1.82	14.56
8/2/2016 1:40	1.76	14.42
8/2/2016 2:10	1.71	14.26
8/2/2016 2:40	1.67	14.10
8/2/2016 3:10	1.63	13.94
8/2/2016 3:40	1.62	13.82
8/2/2016 4:10	1.61	13.74
8/2/2016 4:40	1.61	13.66
8/2/2016 5:10	1.58	13.58
8/2/2016 5:40	1.60	13.50
8/2/2016 6:10	1.58	13.46
8/2/2016 6:40	1.59	13.42
8/2/2016 7:10	1.61	13.42
8/2/2016 7:40	1.69	13.48
8/2/2016 8:10	1.77	13.54
8/2/2016 8:40	1.85	13.56
8/2/2016 9:10	1.91	13.56
8/2/2016 9:40	1.91	13.54
8/2/2016 10:10	1.91	13.56
8/2/2016 10:40	1.91	13.66
8/2/2016 11:10	1.95	13.74
8/2/2016 11:40	2.00	13.82
8/2/2016 12:10	2.01	13.84
8/2/2016 12:40	6.11	12.92
8/2/2016 13:10	6.55	16.48
8/2/2016 13:40	6.50	16.78
8/2/2016 14:10	6.52	16.80
8/2/2016 14:40	5.95	16.92
8/2/2016 15:10	2.90	17.20
8/2/2016 15:40	2.84	17.58
8/2/2016 16:10	3.06	17.82
8/2/2016 16:40	3.13	17.78
8/2/2016 17:10	3.13	17.74
8/2/2016 17:40	3.12	17.74
8/2/2016 18:10	3.12	17.72
8/2/2016 18:40	2.97	17.66
8/2/2016 19:10	2.87	17.62
8/2/2016 19:40	2.84	17.58
8/2/2016 20:10	2.79	17.54
8/2/2016 20:40	2.73	17.52
8/2/2016 21:10	2.71	17.48
8/2/2016 21:40	2.64	17.30
8/2/2016 22:10	2.31	16.76
8/2/2016 22:40	2.08	16.08
8/2/2016 23:10	1.95	15.60
8/2/2016 23:40	1.86	15.22
8/3/2016 0:10	1.82	14.92
8/3/2016 0:40	1.79	14.72
8/3/2016 1:10	1.71	14.58
8/3/2016 1:40	1.69	14.42
8/3/2016 2:10	1.67	14.30
8/3/2016 2:40	1.60	14.16
8/3/2016 3:10	1.58	14.06
8/3/2016 3:40	1.58	14.00
8/3/2016 4:10	1.59	13.96
8/3/2016 4:40	1.61	13.92
8/3/2016 5:10	1.63	13.86
8/3/2016 5:40	1.61	13.80
8/3/2016 6:10	1.59	13.76
8/3/2016 6:40	1.58	13.76
8/3/2016 7:10	1.67	13.84
8/3/2016 7:40	1.73	13.92
8/3/2016 8:10	1.76	13.92
8/3/2016 8:40	1.83	13.86

2016 Dissolved Oxygen Concentrations Collected below the Deep Creek Station Tailrace

Date	DO (mg/L)	Temp (°C)
8/3/2016 9:10	1.92	13.86
8/3/2016 9:40	1.95	13.86
8/3/2016 10:10	1.96	13.90
8/3/2016 10:40	1.94	13.90
8/3/2016 11:10	2.08	13.88
8/3/2016 11:40	2.12	13.80
8/3/2016 12:10	2.11	13.74
8/3/2016 12:40	2.16	13.80
8/3/2016 13:10	2.15	14.00
8/3/2016 13:40	2.15	14.14
8/3/2016 14:10	5.98	13.50
8/3/2016 14:40	6.60	16.92
8/3/2016 15:10	6.11	17.42
8/3/2016 15:40	3.11	17.78
8/3/2016 16:10	3.14	18.14
8/3/2016 16:40	3.28	18.22
8/3/2016 17:10	3.27	18.06
8/3/2016 17:40	3.32	18.02
8/3/2016 18:10	3.26	18.00
8/3/2016 18:40	3.26	18.02
8/3/2016 19:10	3.20	18.02
8/3/2016 19:40	3.14	18.00
8/3/2016 20:10	3.05	17.98
8/3/2016 20:40	3.00	17.98
8/3/2016 21:10	2.97	17.96
8/3/2016 21:40	2.95	17.92
8/3/2016 22:10	2.60	17.48
8/3/2016 22:40	2.30	16.70
8/3/2016 23:10	2.10	16.00
8/3/2016 23:40	1.95	15.52
8/4/2016 0:10	1.88	15.20
8/4/2016 0:40	1.83	14.98
8/4/2016 1:10	1.81	14.80
8/4/2016 1:40	1.75	14.68
8/4/2016 2:10	1.76	14.58
8/4/2016 2:40	1.73	14.52
8/4/2016 3:10	1.68	14.42
8/4/2016 3:40	1.62	14.28
8/4/2016 4:10	1.58	14.12

Date	DO (mg/L)	Temp (°C)
8/4/2016 4:40	1.51	13.98
8/4/2016 5:10	1.46	13.88
8/4/2016 5:40	1.49	13.82
8/4/2016 6:10	1.50	13.76
8/4/2016 6:40	1.45	13.70
8/4/2016 7:10	1.52	13.66
8/4/2016 7:40	1.53	13.62
8/4/2016 8:10	1.63	13.60
8/4/2016 8:40	1.67	13.58
8/4/2016 9:10	1.77	13.58
8/4/2016 9:40	1.87	13.62
8/4/2016 10:10	1.92	13.66
8/4/2016 10:40	1.98	13.70
8/4/2016 11:10	2.00	13.76
8/4/2016 11:40	2.02	13.76
8/4/2016 12:10	2.00	13.78
8/4/2016 12:40	1.99	13.80
8/4/2016 13:10	2.02	13.86
8/4/2016 13:40	2.03	13.88
8/4/2016 14:10	2.04	13.94
8/4/2016 14:40	1.99	13.86
8/4/2016 15:10	1.99	13.90
8/4/2016 15:40	2.02	13.88
8/4/2016 16:10	1.96	13.84
8/4/2016 16:40	1.95	13.76
8/4/2016 17:10	1.79	13.64
8/4/2016 17:40	1.76	13.60
8/4/2016 18:10	1.73	13.58
8/4/2016 18:40	1.77	13.56
8/4/2016 19:10	1.70	13.52
8/4/2016 19:40	1.62	13.48
8/4/2016 20:10	1.50	13.42
8/4/2016 20:40	1.41	13.38
8/4/2016 21:10	1.38	13.36
8/4/2016 21:40	1.33	13.34
8/4/2016 22:10	1.35	13.34
8/4/2016 22:40	1.33	13.34
8/4/2016 23:10	1.34	13.32
8/4/2016 23:40	1.36	13.30

2016 Dissolved Oxygen Concentrations Collected below the Deep Creek Station Tailrace

Date	DO (mg/L)	Temp (°C)
8/5/2016 0:10	1.35	13.30
8/5/2016 0:40	1.33	13.32
8/5/2016 1:10	1.35	13.34
8/5/2016 1:40	1.35	13.36
8/5/2016 2:10	1.33	13.34
8/5/2016 2:40	1.35	13.32
8/5/2016 3:10	1.35	13.32
8/5/2016 3:40	1.34	13.34
8/5/2016 4:10	1.37	13.38
8/5/2016 4:40	1.35	13.44
8/5/2016 5:10	1.35	13.46
8/5/2016 5:40	1.34	13.46
8/5/2016 6:10	1.34	13.44
8/5/2016 6:40	1.36	13.48
8/5/2016 7:10	1.39	13.54
8/5/2016 7:40	1.46	13.60
8/5/2016 8:10	1.53	13.62
8/5/2016 8:40	1.62	13.58
8/5/2016 9:10	1.69	13.58
8/5/2016 9:40	1.75	13.60
8/5/2016 10:10	1.83	13.70
8/5/2016 10:40	1.82	13.74
8/5/2016 11:10	5.95	12.88
8/5/2016 11:40	6.44	16.52
8/5/2016 12:10	6.45	16.80
8/5/2016 12:40	6.44	16.74
8/5/2016 13:10	6.36	16.66
8/5/2016 13:40	6.34	16.56
8/5/2016 14:10	5.96	16.48
8/5/2016 14:40	2.52	16.74
8/5/2016 15:10	2.59	17.26
8/5/2016 15:40	2.84	17.38
8/5/2016 16:10	2.92	17.48
8/5/2016 16:40	2.94	17.48
8/5/2016 17:10	2.88	17.42
8/5/2016 17:40	2.82	17.36
8/5/2016 18:10	2.63	17.24
8/5/2016 18:40	2.59	17.20
8/5/2016 19:10	2.62	17.14
8/5/2016 19:40	2.55	17.08
8/5/2016 20:10	2.42	17.04
8/5/2016 20:40	2.33	17.00
8/5/2016 21:10	2.26	16.90
8/5/2016 21:40	2.01	16.50
8/5/2016 22:10	1.74	15.86
8/5/2016 22:40	1.59	15.40
8/5/2016 23:10	1.51	15.04
8/5/2016 23:40	1.44	14.78
8/6/2016 0:10	1.38	14.54
8/6/2016 0:40	1.36	14.34
8/6/2016 1:10	1.28	14.16
8/6/2016 1:40	1.21	13.94
8/6/2016 2:10	1.18	13.80
8/6/2016 2:40	1.13	13.72
8/6/2016 3:10	1.15	13.66
8/6/2016 3:40	1.17	13.64
8/6/2016 4:10	1.15	13.66
8/6/2016 4:40	1.17	13.72
8/6/2016 5:10	1.22	13.74
8/6/2016 5:40	1.22	13.72
8/6/2016 6:10	1.20	13.70
8/6/2016 6:40	1.19	13.66
8/6/2016 7:10	1.18	13.60
8/6/2016 7:40	1.20	13.58
8/6/2016 8:10	1.25	13.62
8/6/2016 8:40	1.33	13.68
8/6/2016 9:10	1.41	13.72
8/6/2016 9:40	1.46	13.70
8/6/2016 10:10	1.47	13.62
8/6/2016 10:40	1.51	13.62
8/6/2016 11:10	5.87	13.06
8/6/2016 11:40	6.10	16.02
8/6/2016 12:10	6.09	16.30
8/6/2016 12:40	6.09	16.24
8/6/2016 13:10	6.10	16.18
8/6/2016 13:40	6.06	16.20
8/6/2016 14:10	5.57	16.18
8/6/2016 14:40	2.00	16.58

2016 Dissolved Oxygen Concentrations Collected below the Deep Creek Station Tailrace

Date	DO (mg/L)	Temp (°C)
8/6/2016 15:10	2.19	17.10
8/6/2016 15:40	2.34	17.30
8/6/2016 16:10	2.44	17.40
8/6/2016 16:40	2.42	17.28
8/6/2016 17:10	2.40	17.22
8/6/2016 17:40	2.36	17.18
8/6/2016 18:10	2.31	17.08
8/6/2016 18:40	2.19	17.02
8/6/2016 19:10	2.16	16.98
8/6/2016 19:40	2.10	16.92
8/6/2016 20:10	2.02	16.90
8/6/2016 20:40	1.98	16.88
8/6/2016 21:10	1.88	16.84
8/6/2016 21:40	1.74	16.44
8/6/2016 22:10	1.57	15.86
8/6/2016 22:40	1.47	15.40
8/6/2016 23:10	1.41	15.02
8/6/2016 23:40	1.36	14.72
8/7/2016 0:10	1.36	14.50
8/7/2016 0:40	1.33	14.34
8/7/2016 1:10	1.26	14.20
8/7/2016 1:40	1.22	14.04
8/7/2016 2:10	1.17	13.92
8/7/2016 2:40	1.15	13.82
8/7/2016 3:10	1.17	13.74
8/7/2016 3:40	1.15	13.68
8/7/2016 4:10	1.17	13.64
8/7/2016 4:40	1.15	13.62
8/7/2016 5:10	1.17	13.62
8/7/2016 5:40	1.20	13.64
8/7/2016 6:10	1.19	13.68
8/7/2016 6:40	1.21	13.66
8/7/2016 7:10	1.23	13.60
8/7/2016 7:40	1.29	13.56
8/7/2016 8:10	1.30	13.56
8/7/2016 8:40	1.30	13.58
8/7/2016 9:10	1.34	13.60
8/7/2016 9:40	1.35	13.62
8/7/2016 10:10	1.37	13.60

Date	DO (mg/L)	Temp (°C)
8/7/2016 10:40	1.36	13.56
8/7/2016 11:10	1.37	13.56
8/7/2016 11:40	1.41	13.56
8/7/2016 12:10	1.44	13.58
8/7/2016 12:40	1.45	13.64
8/7/2016 13:10	1.55	13.78
8/7/2016 13:40	1.60	13.94
8/7/2016 14:10	1.61	14.08
8/7/2016 14:40	5.77	13.76
8/7/2016 15:10	6.09	16.40
8/7/2016 15:40	6.12	17.02
8/7/2016 16:10	2.35	17.32
8/7/2016 16:40	1.96	17.64
8/7/2016 17:10	2.19	17.78
8/7/2016 17:40	2.26	17.70
8/7/2016 18:10	2.24	17.60
8/7/2016 18:40	2.23	17.62
8/7/2016 19:10	2.20	17.64
8/7/2016 19:40	2.17	17.64
8/7/2016 20:10	2.17	17.62
8/7/2016 20:40	2.14	17.60
8/7/2016 21:10	2.08	17.56
8/7/2016 21:40	2.06	17.52
8/7/2016 22:10	2.02	17.48
8/7/2016 22:40	1.88	17.22
8/7/2016 23:10	1.60	16.48
8/7/2016 23:40	1.38	15.76
8/8/2016 0:10	1.22	15.20
8/8/2016 0:40	1.14	14.80
8/8/2016 1:10	1.09	14.54
8/8/2016 1:40	0.96	14.24
8/8/2016 2:10	0.89	13.94
8/8/2016 2:40	0.85	13.64
8/8/2016 3:10	0.85	13.44
8/8/2016 3:40	0.83	13.38
8/8/2016 4:10	0.83	13.38
8/8/2016 4:40	0.82	13.40
8/8/2016 5:10	0.85	13.46
8/8/2016 5:40	0.82	13.44

2016 Dissolved Oxygen Concentrations Collected below the Deep Creek Station Tailrace

Date	DO (mg/L)	Temp (°C)
8/8/2016 6:10	0.87	13.32
8/8/2016 6:40	0.83	13.26
8/8/2016 7:10	0.86	13.32
8/8/2016 7:40	1.04	13.44
8/8/2016 8:10	1.23	13.52
8/8/2016 8:40	1.42	13.60
8/8/2016 9:10	1.53	13.64
8/8/2016 9:40	1.60	13.70
8/8/2016 10:10	1.65	13.76
8/8/2016 10:40	1.66	13.82
8/8/2016 11:10	5.80	13.14
8/8/2016 11:40	6.14	16.70
8/8/2016 12:10	6.14	16.94
8/8/2016 12:40	6.13	16.96
8/8/2016 13:10	6.16	17.02
8/8/2016 13:40	6.16	17.12
8/8/2016 14:10	5.41	17.24
8/8/2016 14:40	2.47	17.60
8/8/2016 15:10	2.56	18.02
8/8/2016 15:40	2.83	18.16
8/8/2016 16:10	2.92	18.22
8/8/2016 16:40	2.90	18.18
8/8/2016 17:10	2.83	18.12
8/8/2016 17:40	2.72	18.06
8/8/2016 18:10	2.67	18.02
8/8/2016 18:40	2.65	18.02
8/8/2016 19:10	2.57	17.96
8/8/2016 19:40	2.48	17.90
8/8/2016 20:10	2.42	17.84
8/8/2016 20:40	2.38	17.80
8/8/2016 21:10	2.15	17.50
8/8/2016 21:40	1.86	16.82
8/8/2016 22:10	1.67	16.16
8/8/2016 22:40	1.55	15.70
8/8/2016 23:10	1.50	15.38
8/8/2016 23:40	1.44	15.10
8/9/2016 0:10	1.41	14.96
8/9/2016 0:40	1.39	14.82
8/9/2016 1:10	1.38	14.70

Date	DO (mg/L)	Temp (°C)
8/9/2016 1:40	1.34	14.56
8/9/2016 2:10	1.28	14.42
8/9/2016 2:40	1.20	14.24
8/9/2016 3:10	1.20	14.06
8/9/2016 3:40	1.13	13.94
8/9/2016 4:10	1.15	13.88
8/9/2016 4:40	1.15	13.86
8/9/2016 5:10	1.17	13.84
8/9/2016 5:40	1.19	13.80
8/9/2016 6:10	1.19	13.74
8/9/2016 6:40	1.19	13.70
8/9/2016 7:10	1.23	13.70
8/9/2016 7:40	1.29	13.70
8/9/2016 8:10	1.31	13.70
8/9/2016 8:40	1.36	13.72
8/9/2016 9:10	1.42	13.78
8/9/2016 9:40	1.52	13.88
8/9/2016 10:10	1.65	13.96
8/9/2016 10:40	1.71	14.00
8/9/2016 11:10	5.89	13.50
8/9/2016 11:40	6.46	17.60
8/9/2016 12:10	6.49	18.04
8/9/2016 12:40	6.46	18.18
8/9/2016 13:10	5.39	18.30
8/9/2016 13:40	3.20	18.80
8/9/2016 14:10	3.36	19.34
8/9/2016 14:40	3.53	19.52
8/9/2016 15:10	3.53	19.42
8/9/2016 15:40	3.51	19.42
8/9/2016 16:10	3.45	19.18
8/9/2016 16:40	3.47	19.10
8/9/2016 17:10	3.46	19.04
8/9/2016 17:40	3.37	18.96
8/9/2016 18:10	3.28	18.90
8/9/2016 18:40	3.29	18.86
8/9/2016 19:10	3.22	18.82
8/9/2016 19:40	3.04	18.68
8/9/2016 20:10	2.48	17.98
8/9/2016 20:40	1.99	17.06

2016 Dissolved Oxygen Concentrations Collected below the Deep Creek Station Tailrace

Date	DO (mg/L)	Temp (°C)
8/9/2016 21:10	1.74	16.38
8/9/2016 21:40	1.58	15.86
8/9/2016 22:10	1.53	15.54
8/9/2016 22:40	1.51	15.36
8/9/2016 23:10	1.47	15.22
8/9/2016 23:40	1.46	15.12
8/10/2016 0:10	1.43	15.02
8/10/2016 0:40	1.41	14.90
8/10/2016 1:10	1.36	14.80
8/10/2016 1:40	1.33	14.66
8/10/2016 2:10	1.29	14.54
8/10/2016 2:40	1.22	14.42
8/10/2016 3:10	1.17	14.32
8/10/2016 3:40	1.14	14.24
8/10/2016 4:10	1.14	14.16
8/10/2016 4:40	1.11	14.12
8/10/2016 5:10	1.11	14.04
8/10/2016 5:40	1.09	14.00
8/10/2016 6:10	1.07	13.98
8/10/2016 6:40	1.06	13.98
8/10/2016 7:10	1.09	13.94
8/10/2016 7:40	1.13	13.88
8/10/2016 8:10	1.27	13.82
8/10/2016 8:40	1.31	13.78
8/10/2016 9:10	1.30	13.76
8/10/2016 9:40	1.37	13.78
8/10/2016 10:10	1.35	13.78
8/10/2016 10:40	1.45	13.84
8/10/2016 11:10	5.88	13.58
8/10/2016 11:40	6.17	16.80
8/10/2016 12:10	6.14	17.12
8/10/2016 12:40	6.17	17.24
8/10/2016 13:10	5.57	17.36
8/10/2016 13:40	2.31	17.68
8/10/2016 14:10	2.35	18.20
8/10/2016 14:40	2.57	18.30
8/10/2016 15:10	2.79	18.54
8/10/2016 15:40	2.82	18.70
8/10/2016 16:10	2.74	18.66

Date	DO (mg/L)	Temp (°C)
8/10/2016 16:40	2.68	18.38
8/10/2016 17:10	2.58	18.24
8/10/2016 17:40	2.54	18.14
8/10/2016 18:10	2.52	18.06
8/10/2016 18:40	2.49	18.00
8/10/2016 19:10	2.44	17.96
8/10/2016 19:40	2.33	17.88
8/10/2016 20:10	1.96	17.50
8/10/2016 20:40	1.71	16.76
8/10/2016 21:10	1.38	15.98
8/10/2016 21:40	1.25	15.42
8/10/2016 22:10	1.20	15.08
8/10/2016 22:40	1.18	14.86
8/10/2016 23:10	1.18	14.70
8/10/2016 23:40	1.14	14.62
8/11/2016 0:10	1.09	14.50
8/11/2016 0:40	1.06	14.34
8/11/2016 1:10	1.03	14.18
8/11/2016 1:40	0.98	14.04
8/11/2016 2:10	0.96	13.84
8/11/2016 2:40	0.89	13.72
8/11/2016 3:10	0.91	13.68
8/11/2016 3:40	0.91	13.70
8/11/2016 4:10	0.91	13.72
8/11/2016 4:40	0.94	13.76
8/11/2016 5:10	0.96	13.80
8/11/2016 5:40	0.97	13.78
8/11/2016 6:10	0.95	13.78
8/11/2016 6:40	0.96	13.78
8/11/2016 7:10	1.02	13.78
8/11/2016 7:40	1.09	13.78
8/11/2016 8:10	1.21	13.78
8/11/2016 8:40	1.21	13.78
8/11/2016 9:10	1.27	13.82
8/11/2016 9:40	1.35	13.90
8/11/2016 10:10	1.42	13.96
8/11/2016 10:40	1.43	14.00
8/11/2016 11:10	5.71	13.54
8/11/2016 11:40	5.95	16.76

2016 Dissolved Oxygen Concentrations Collected below the Deep Creek Station Tailrace

Date	DO (mg/L)	Temp (°C)
8/11/2016 12:10	6.00	17.22
8/11/2016 12:40	5.97	17.24
8/11/2016 13:10	5.60	17.18
8/11/2016 13:40	2.03	17.52
8/11/2016 14:10	2.14	18.18
8/11/2016 14:40	2.43	18.52
8/11/2016 15:10	2.55	18.52
8/11/2016 15:40	2.49	18.36
8/11/2016 16:10	2.40	18.26
8/11/2016 16:40	2.38	18.16
8/11/2016 17:10	2.33	18.08
8/11/2016 17:40	2.34	18.02
8/11/2016 18:10	2.28	17.96
8/11/2016 18:40	2.30	17.92
8/11/2016 19:10	2.19	17.84
8/11/2016 19:40	2.15	17.78
8/11/2016 20:10	1.93	17.52
8/11/2016 20:40	1.60	16.84
8/11/2016 21:10	1.38	16.16
8/11/2016 21:40	1.27	15.62
8/11/2016 22:10	1.21	15.24
8/11/2016 22:40	1.18	14.94
8/11/2016 23:10	1.17	14.74
8/11/2016 23:40	1.13	14.62
8/12/2016 0:10	1.14	14.54
8/12/2016 0:40	1.11	14.46
8/12/2016 1:10	1.06	14.36
8/12/2016 1:40	0.99	14.26
8/12/2016 2:10	0.95	14.14
8/12/2016 2:40	0.95	14.04
8/12/2016 3:10	0.94	13.96
8/12/2016 3:40	0.94	13.92
8/12/2016 4:10	0.93	13.88
8/12/2016 4:40	0.91	13.82
8/12/2016 5:10	0.94	13.74
8/12/2016 5:40	0.93	13.72
8/12/2016 6:10	0.94	13.70
8/12/2016 6:40	0.97	13.72
8/12/2016 7:10	0.97	13.76

Date	DO (mg/L)	Temp (°C)
8/12/2016 7:40	1.03	13.80
8/12/2016 8:10	1.46	13.92
8/12/2016 8:40	1.36	13.96
8/12/2016 9:10	1.34	13.96
8/12/2016 9:40	1.38	13.96
8/12/2016 10:10	1.44	13.98
8/12/2016 10:40	1.51	14.08
8/12/2016 11:10	5.66	13.40
8/12/2016 11:40	6.00	16.94
8/12/2016 12:10	5.98	17.30
8/12/2016 12:40	5.98	17.36
8/12/2016 13:10	6.01	17.36
8/12/2016 13:40	6.04	17.36
8/12/2016 14:10	5.54	17.40
8/12/2016 14:40	2.11	17.84
8/12/2016 15:10	2.18	18.26
8/12/2016 15:40	2.41	18.52
8/12/2016 16:10	2.55	18.58
8/12/2016 16:40	2.44	18.42
8/12/2016 17:10	2.40	18.34
8/12/2016 17:40	2.39	18.26
8/12/2016 18:10	2.35	18.20
8/12/2016 18:40	2.28	18.12
8/12/2016 19:10	2.26	18.06
8/12/2016 19:40	2.25	18.04
8/12/2016 20:10	2.20	17.98
8/12/2016 20:40	2.12	17.94
8/12/2016 21:10	1.91	17.66
8/12/2016 21:40	1.55	16.98
8/12/2016 22:10	1.36	16.32
8/12/2016 22:40	1.29	15.86
8/12/2016 23:10	1.23	15.52
8/12/2016 23:40	1.19	15.26
8/13/2016 0:10	1.13	15.04
8/13/2016 0:40	1.14	14.86
8/13/2016 1:10	1.12	14.76
8/13/2016 1:40	1.09	14.66
8/13/2016 2:10	1.07	14.60
8/13/2016 2:40	1.03	14.50

2016 Dissolved Oxygen Concentrations Collected below the Deep Creek Station Tailrace

Date	DO (mg/L)	Temp (°C)
8/13/2016 3:10	0.94	14.40
8/13/2016 3:40	0.95	14.30
8/13/2016 4:10	0.94	14.24
8/13/2016 4:40	0.97	14.14
8/13/2016 5:10	0.98	14.04
8/13/2016 5:40	0.95	13.94
8/13/2016 6:10	0.97	13.84
8/13/2016 6:40	0.98	13.76
8/13/2016 7:10	1.01	13.70
8/13/2016 7:40	1.04	13.68
8/13/2016 8:10	1.06	13.68
8/13/2016 8:40	1.10	13.70
8/13/2016 9:10	1.11	13.68
8/13/2016 9:40	1.19	13.70
8/13/2016 10:10	1.25	13.80
8/13/2016 10:40	1.37	13.82
8/13/2016 11:10	5.65	13.36
8/13/2016 11:40	5.90	17.08
8/13/2016 12:10	5.86	17.42
8/13/2016 12:40	5.85	17.36
8/13/2016 13:10	5.84	17.24
8/13/2016 13:40	5.77	17.14
8/13/2016 14:10	5.44	17.16
8/13/2016 14:40	1.77	17.62
8/13/2016 15:10	1.90	18.30
8/13/2016 15:40	2.15	18.52
8/13/2016 16:10	2.19	18.46
8/13/2016 16:40	2.12	18.28
8/13/2016 17:10	2.03	18.14
8/13/2016 17:40	1.96	18.06
8/13/2016 18:10	1.91	17.96
8/13/2016 18:40	1.85	17.92
8/13/2016 19:10	1.83	17.86
8/13/2016 19:40	1.81	17.80
8/13/2016 20:10	1.75	17.76
8/13/2016 20:40	1.70	17.72
8/13/2016 21:10	1.61	17.56
8/13/2016 21:40	1.38	17.00
8/13/2016 22:10	1.23	16.32

Date	DO (mg/L)	Temp (°C)
8/13/2016 22:40	1.18	15.78
8/13/2016 23:10	1.11	15.42
8/13/2016 23:40	1.07	15.22
8/14/2016 0:10	1.06	15.02
8/14/2016 0:40	1.05	14.86
8/14/2016 1:10	1.02	14.78
8/14/2016 1:40	1.02	14.66
8/14/2016 2:10	1.01	14.54
8/14/2016 2:40	0.96	14.42
8/14/2016 3:10	0.93	14.28
8/14/2016 3:40	0.91	14.14
8/14/2016 4:10	0.91	14.04
8/14/2016 4:40	0.96	13.96
8/14/2016 5:10	0.93	13.92
8/14/2016 5:40	0.93	13.88
8/14/2016 6:10	0.93	13.86
8/14/2016 6:40	0.90	13.88
8/14/2016 7:10	0.98	13.92
8/14/2016 7:40	1.01	13.98
8/14/2016 8:10	1.10	14.02
8/14/2016 8:40	1.14	14.06
8/14/2016 9:10	1.18	14.06
8/14/2016 9:40	1.30	14.06
8/14/2016 10:10	1.35	14.04
8/14/2016 10:40	1.39	14.02
8/14/2016 11:10	5.61	13.40
8/14/2016 11:40	5.76	16.64
8/14/2016 12:10	5.66	16.98
8/14/2016 12:40	5.70	16.94
8/14/2016 13:10	4.98	16.92
8/14/2016 13:40	1.43	17.26
8/14/2016 14:10	1.65	17.92
8/14/2016 14:40	1.96	18.10
8/14/2016 15:10	2.09	18.30
8/14/2016 15:40	2.14	18.32
8/14/2016 16:10	2.08	18.18
8/14/2016 16:40	2.01	18.00
8/14/2016 17:10	1.99	17.92
8/14/2016 17:40	2.01	17.84

2016 Dissolved Oxygen Concentrations Collected below the Deep Creek Station Tailrace

Date	DO (mg/L)	Temp (°C)
8/14/2016 18:10	1.90	17.74
8/14/2016 18:40	1.71	17.70
8/14/2016 19:10	1.63	17.66
8/14/2016 19:40	1.68	17.62
8/14/2016 20:10	1.60	17.48
8/14/2016 20:40	1.31	16.92
8/14/2016 21:10	1.15	16.28
8/14/2016 21:40	1.06	15.78
8/14/2016 22:10	1.05	15.46
8/14/2016 22:40	1.03	15.22
8/14/2016 23:10	0.97	14.96
8/14/2016 23:40	1.02	14.80
8/15/2016 0:10	0.97	14.66
8/15/2016 0:40	0.97	14.50
8/15/2016 1:10	0.91	14.36
8/15/2016 1:40	0.91	14.20
8/15/2016 2:10	0.94	14.08
8/15/2016 2:40	0.93	14.02
8/15/2016 3:10	0.91	14.02
8/15/2016 3:40	0.90	13.98
8/15/2016 4:10	0.88	13.90
8/15/2016 4:40	0.88	13.84
8/15/2016 5:10	0.89	13.80
8/15/2016 5:40	0.91	13.76
8/15/2016 6:10	0.90	13.74
8/15/2016 6:40	0.95	13.76
8/15/2016 7:10	0.95	13.84
8/15/2016 7:40	0.97	13.94
8/15/2016 8:10	1.03	13.98
8/15/2016 8:40	1.05	14.02
8/15/2016 9:10	1.14	14.08
8/15/2016 9:40	1.18	14.18
8/15/2016 10:10	1.22	14.28
8/15/2016 10:40	1.29	14.30
8/15/2016 11:10	5.70	13.32
8/15/2016 11:40	5.92	17.46
8/15/2016 12:10	5.95	17.80
8/15/2016 12:40	5.94	17.86
8/15/2016 13:10	5.95	17.94
8/15/2016 13:40	5.96	18.00
8/15/2016 14:10	5.20	18.04
8/15/2016 14:40	2.16	18.42
8/15/2016 15:10	2.27	18.88
8/15/2016 15:40	2.35	18.86
8/15/2016 16:10	2.48	18.80
8/15/2016 16:40	2.30	18.78
8/15/2016 17:10	2.36	18.80
8/15/2016 17:40	2.50	18.80
8/15/2016 18:10	2.43	18.74
8/15/2016 18:40	2.34	18.70
8/15/2016 19:10	2.28	18.66
8/15/2016 19:40	2.25	18.64
8/15/2016 20:10	2.16	18.60
8/15/2016 20:40	2.09	18.54
8/15/2016 21:10	1.79	18.08
8/15/2016 21:40	1.47	17.30
8/15/2016 22:10	1.29	16.60
8/15/2016 22:40	1.19	16.14
8/15/2016 23:10	1.13	15.68
8/15/2016 23:40	1.11	15.40
8/16/2016 0:10	1.05	15.20
8/16/2016 0:40	1.10	15.12
8/16/2016 1:10	1.05	15.04
8/16/2016 1:40	1.06	14.96
8/16/2016 2:10	1.10	14.88
8/16/2016 2:40	1.01	14.82
8/16/2016 3:10	0.98	14.76
8/16/2016 3:40	0.94	14.68
8/16/2016 4:10	0.89	14.56
8/16/2016 4:40	0.86	14.40
8/16/2016 5:10	0.83	14.28
8/16/2016 5:40	0.86	14.20
8/16/2016 6:10	0.82	14.12
8/16/2016 6:40	0.86	14.06
8/16/2016 7:10	0.87	14.00
8/16/2016 7:40	0.91	14.00
8/16/2016 8:10	0.94	14.06
8/16/2016 8:40	1.02	14.06

2016 Dissolved Oxygen Concentrations Collected below the Deep Creek Station Tailrace

Date	DO (mg/L)	Temp (°C)
8/16/2016 9:10	1.09	13.98
8/16/2016 9:40	1.13	13.90
8/16/2016 10:10	1.15	13.90
8/16/2016 10:40	1.26	13.98
8/16/2016 11:10	5.65	13.38
8/16/2016 11:40	5.87	17.28
8/16/2016 12:10	5.81	17.60
8/16/2016 12:40	5.82	17.62
8/16/2016 13:10	5.88	17.68
8/16/2016 13:40	5.87	17.60
8/16/2016 14:10	5.80	17.44
8/16/2016 14:40	3.89	17.18
8/16/2016 15:10	1.51	17.68
8/16/2016 15:40	1.65	18.16
8/16/2016 16:10	1.87	18.32
8/16/2016 16:40	1.91	18.24
8/16/2016 17:10	1.93	18.16
8/16/2016 17:40	1.90	18.08
8/16/2016 18:10	1.81	17.96
8/16/2016 18:40	1.67	17.88
8/16/2016 19:10	1.65	17.80
8/16/2016 19:40	1.60	17.74
8/16/2016 20:10	1.57	17.72
8/16/2016 20:40	2.11	17.76
8/16/2016 21:10	1.83	17.74
8/16/2016 21:40	1.43	17.40
8/16/2016 22:10	1.26	16.70
8/16/2016 22:40	1.06	16.02
8/16/2016 23:10	0.91	15.50
8/16/2016 23:40	0.89	15.16
8/17/2016 0:10	0.86	14.92
8/17/2016 0:40	0.87	14.76
8/17/2016 1:10	0.86	14.66
8/17/2016 1:40	0.83	14.58
8/17/2016 2:10	0.83	14.48
8/17/2016 2:40	0.77	14.38
8/17/2016 3:10	0.79	14.26
8/17/2016 3:40	0.77	14.18
8/17/2016 4:10	0.74	14.14

Date	DO (mg/L)	Temp (°C)
8/17/2016 4:40	0.77	14.14
8/17/2016 5:10	0.77	14.16
8/17/2016 5:40	0.75	14.12
8/17/2016 6:10	0.75	14.02
8/17/2016 6:40	0.73	13.88
8/17/2016 7:10	0.75	13.84
8/17/2016 7:40	0.79	13.86
8/17/2016 8:10	0.83	13.90
8/17/2016 8:40	0.95	13.94
8/17/2016 9:10	1.06	13.98
8/17/2016 9:40	1.14	14.04
8/17/2016 10:10	1.19	14.08
8/17/2016 10:40	1.20	14.06
8/17/2016 11:10	5.69	13.36
8/17/2016 11:40	5.66	16.94
8/17/2016 12:10	5.57	17.28
8/17/2016 12:40	5.60	17.38
8/17/2016 13:10	4.04	17.50
8/17/2016 13:40	1.28	17.92
8/17/2016 14:10	1.43	18.36
8/17/2016 14:40	1.68	18.48
8/17/2016 15:10	1.77	18.62
8/17/2016 15:40	1.85	18.56
8/17/2016 16:10	1.70	18.42
8/17/2016 16:40	1.69	18.32
8/17/2016 17:10	1.67	18.28
8/17/2016 17:40	1.68	18.26
8/17/2016 18:10	1.58	18.20
8/17/2016 18:40	1.51	18.16
8/17/2016 19:10	1.45	18.10
8/17/2016 19:40	1.33	18.06
8/17/2016 20:10	1.25	17.88
8/17/2016 20:40	1.04	17.28
8/17/2016 21:10	0.89	16.64
8/17/2016 21:40	0.82	16.14
8/17/2016 22:10	0.79	15.76
8/17/2016 22:40	0.77	15.54
8/17/2016 23:10	0.80	15.32
8/17/2016 23:40	0.91	15.12

2016 Dissolved Oxygen Concentrations Collected below the Deep Creek Station Tailrace

Date	DO (mg/L)	Temp (°C)
8/18/2016 0:10	0.87	15.00
8/18/2016 0:40	0.80	14.84
8/18/2016 1:10	0.74	14.62
8/18/2016 1:40	0.69	14.44
8/18/2016 2:10	0.66	14.26
8/18/2016 2:40	0.64	14.14
8/18/2016 3:10	0.64	14.04
8/18/2016 3:40	0.63	14.00
8/18/2016 4:10	0.59	13.96
8/18/2016 4:40	0.61	13.94
8/18/2016 5:10	0.58	13.94
8/18/2016 5:40	0.62	13.96
8/18/2016 6:10	0.63	13.98
8/18/2016 6:40	0.61	13.96
8/18/2016 7:10	0.63	13.96
8/18/2016 7:40	0.64	13.98
8/18/2016 8:10	0.72	14.00
8/18/2016 8:40	0.78	13.98
8/18/2016 9:10	0.78	13.90
8/18/2016 9:40	0.86	13.88
8/18/2016 10:10	0.90	13.90
8/18/2016 10:40	0.98	14.00
8/18/2016 11:10	1.01	14.14
8/18/2016 11:40	1.02	14.22
8/18/2016 12:10	1.06	14.22
8/18/2016 12:40	5.60	13.28
8/18/2016 13:10	5.76	17.10
8/18/2016 13:40	5.73	17.38
8/18/2016 14:10	5.71	17.44
8/18/2016 14:40	5.16	17.46
8/18/2016 15:10	1.57	17.94
8/18/2016 15:40	1.53	18.46
8/18/2016 16:10	1.79	18.52
8/18/2016 16:40	1.84	18.38
8/18/2016 17:10	1.85	18.30
8/18/2016 17:40	1.75	18.24
8/18/2016 18:10	1.69	18.18
8/18/2016 18:40	1.65	18.16
8/18/2016 19:10	1.63	18.10

Date	DO (mg/L)	Temp (°C)
8/18/2016 19:40	1.75	18.08
8/18/2016 20:10	1.60	18.06
8/18/2016 20:40	1.47	18.02
8/18/2016 21:10	1.42	17.98
8/18/2016 21:40	1.30	17.72
8/18/2016 22:10	1.03	17.04
8/18/2016 22:40	0.87	16.38
8/18/2016 23:10	0.82	15.88
8/18/2016 23:40	0.78	15.52
8/19/2016 0:10	0.74	15.28
8/19/2016 0:40	0.75	15.16
8/19/2016 1:10	0.74	15.04
8/19/2016 1:40	0.70	14.92
8/19/2016 2:10	0.71	14.82
8/19/2016 2:40	0.66	14.66
8/19/2016 3:10	0.61	14.52
8/19/2016 3:40	0.59	14.36
8/19/2016 4:10	0.56	14.20
8/19/2016 4:40	0.55	14.12
8/19/2016 5:10	0.58	14.06
8/19/2016 5:40	0.57	14.04
8/19/2016 6:10	0.55	14.06
8/19/2016 6:40	0.58	14.10
8/19/2016 7:10	0.61	14.12
8/19/2016 7:40	0.65	14.16
8/19/2016 8:10	0.77	14.18
8/19/2016 8:40	0.87	14.20
8/19/2016 9:10	0.89	14.18
8/19/2016 9:40	0.96	14.16
8/19/2016 10:10	1.02	14.14
8/19/2016 10:40	1.03	14.14
8/19/2016 11:10	5.63	14.04
8/19/2016 11:40	5.73	17.56
8/19/2016 12:10	5.70	17.96
8/19/2016 12:40	5.76	17.96
8/19/2016 13:10	5.72	18.00
8/19/2016 13:40	5.73	17.96
8/19/2016 14:10	5.34	18.06
8/19/2016 14:40	1.87	18.34

2016 Dissolved Oxygen Concentrations Collected below the Deep Creek Station Tailrace

Date	DO (mg/L)	Temp (°C)
8/19/2016 15:10	1.76	18.80
8/19/2016 15:40	2.14	19.22
8/19/2016 16:10	2.17	19.16
8/19/2016 16:40	2.09	18.98
8/19/2016 17:10	2.04	18.90
8/19/2016 17:40	2.00	18.82
8/19/2016 18:10	1.88	18.76
8/19/2016 18:40	1.84	18.70
8/19/2016 19:10	1.82	18.66
8/19/2016 19:40	1.78	18.64
8/19/2016 20:10	1.71	18.60
8/19/2016 20:40	1.68	18.54
8/19/2016 21:10	1.37	18.04
8/19/2016 21:40	1.10	17.20
8/19/2016 22:10	0.94	16.52
8/19/2016 22:40	0.85	16.08
8/19/2016 23:10	0.79	15.70
8/19/2016 23:40	0.79	15.46
8/20/2016 0:10	0.77	15.28
8/20/2016 0:40	0.70	15.14
8/20/2016 1:10	0.70	15.00
8/20/2016 1:40	0.66	14.90
8/20/2016 2:10	0.70	14.82
8/20/2016 2:40	0.66	14.72
8/20/2016 3:10	0.59	14.62
8/20/2016 3:40	0.54	14.50
8/20/2016 4:10	0.55	14.38
8/20/2016 4:40	0.50	14.28
8/20/2016 5:10	0.49	14.22
8/20/2016 5:40	0.53	14.20
8/20/2016 6:10	0.50	14.22
8/20/2016 6:40	0.50	14.26
8/20/2016 7:10	0.53	14.28
8/20/2016 7:40	0.56	14.20
8/20/2016 8:10	0.64	14.16
8/20/2016 8:40	0.75	14.16
8/20/2016 9:10	0.85	14.20
8/20/2016 9:40	0.89	14.26
8/20/2016 10:10	0.91	14.26

Date	DO (mg/L)	Temp (°C)
8/20/2016 10:40	0.91	14.18
8/20/2016 11:10	5.50	13.80
8/20/2016 11:40	5.71	17.40
8/20/2016 12:10	5.77	17.74
8/20/2016 12:40	5.76	17.72
8/20/2016 13:10	5.80	17.76
8/20/2016 13:40	5.77	17.78
8/20/2016 14:10	5.21	17.86
8/20/2016 14:40	1.85	18.26
8/20/2016 15:10	1.74	18.60
8/20/2016 15:40	2.65	18.72
8/20/2016 16:10	2.60	18.92
8/20/2016 16:40	2.33	18.78
8/20/2016 17:10	2.35	18.74
8/20/2016 17:40	2.31	18.70
8/20/2016 18:10	2.23	18.66
8/20/2016 18:40	2.17	18.62
8/20/2016 19:10	2.15	18.58
8/20/2016 19:40	1.98	18.52
8/20/2016 20:10	1.83	18.46
8/20/2016 20:40	1.76	18.36
8/20/2016 21:10	1.44	17.90
8/20/2016 21:40	1.09	17.04
8/20/2016 22:10	0.88	16.34
8/20/2016 22:40	0.83	15.84
8/20/2016 23:10	0.80	15.52
8/20/2016 23:40	0.78	15.30
8/21/2016 0:10	0.74	15.20
8/21/2016 0:40	0.74	15.06
8/21/2016 1:10	0.70	14.88
8/21/2016 1:40	0.69	14.72
8/21/2016 2:10	0.64	14.62
8/21/2016 2:40	0.56	14.56
8/21/2016 3:10	0.58	14.44
8/21/2016 3:40	0.53	14.32
8/21/2016 4:10	0.48	14.22
8/21/2016 4:40	0.51	14.16
8/21/2016 5:10	0.53	14.10
8/21/2016 5:40	0.50	13.98

2016 Dissolved Oxygen Concentrations Collected below the Deep Creek Station Tailrace

Date	DO (mg/L)	Temp (°C)
8/21/2016 6:10	0.53	13.92
8/21/2016 6:40	0.49	13.90
8/21/2016 7:10	0.55	13.96
8/21/2016 7:40	0.62	14.06
8/21/2016 8:10	0.62	14.16
8/21/2016 8:40	0.67	14.16
8/21/2016 9:10	0.72	14.14
8/21/2016 9:40	0.77	14.18
8/21/2016 10:10	0.85	14.24
8/21/2016 10:40	0.89	14.28
8/21/2016 11:10	0.97	14.30
8/21/2016 11:40	0.94	14.24
8/21/2016 12:10	0.94	14.14
8/21/2016 12:40	1.03	14.12
8/21/2016 13:10	1.06	14.16
8/21/2016 13:40	1.04	14.16
8/21/2016 14:10	0.89	14.16
8/21/2016 14:40	0.96	14.22
8/21/2016 15:10	0.99	14.24
8/21/2016 15:40	1.02	14.28
8/21/2016 16:10	1.01	14.28
8/21/2016 16:40	0.98	14.26
8/21/2016 17:10	0.95	14.24
8/21/2016 17:40	0.87	14.18
8/21/2016 18:10	0.87	14.14
8/21/2016 18:40	0.86	14.12
8/21/2016 19:10	0.78	14.06
8/21/2016 19:40	0.61	14.00
8/21/2016 20:10	0.54	13.98
8/21/2016 20:40	0.46	13.96
8/21/2016 21:10	0.45	13.94
8/21/2016 21:40	0.43	13.90
8/21/2016 22:10	0.43	13.86
8/21/2016 22:40	0.41	13.84
8/21/2016 23:10	0.40	13.80
8/21/2016 23:40	0.42	13.76
8/22/2016 0:10	0.42	13.72
8/22/2016 0:40	0.40	13.70
8/22/2016 1:10	0.40	13.66

Date	DO (mg/L)	Temp (°C)
8/22/2016 1:40	0.42	13.68
8/22/2016 2:10	0.39	13.70
8/22/2016 2:40	0.41	13.76
8/22/2016 3:10	0.43	13.82
8/22/2016 3:40	0.39	13.84
8/22/2016 4:10	0.41	13.84
8/22/2016 4:40	0.37	13.82
8/22/2016 5:10	0.41	13.76
8/22/2016 5:40	0.39	13.72
8/22/2016 6:10	0.39	13.66
8/22/2016 6:40	0.38	13.66
8/22/2016 7:10	0.40	13.66
8/22/2016 7:40	0.47	13.68
8/22/2016 8:10	0.43	13.72
8/22/2016 8:40	0.53	13.74
8/22/2016 9:10	0.57	13.74
8/22/2016 9:40	0.56	13.74
8/22/2016 10:10	0.65	13.78
8/22/2016 10:40	0.72	13.86
8/22/2016 11:10	5.58	13.48
8/22/2016 11:40	5.58	17.28
8/22/2016 12:10	5.52	17.54
8/22/2016 12:40	5.60	17.46
8/22/2016 13:10	5.61	17.42
8/22/2016 13:40	5.55	17.44
8/22/2016 14:10	5.15	17.56
8/22/2016 14:40	1.42	17.98
8/22/2016 15:10	1.34	18.54
8/22/2016 15:40	1.65	18.66
8/22/2016 16:10	1.65	18.60
8/22/2016 16:40	1.62	18.44
8/22/2016 17:10	1.60	18.34
8/22/2016 17:40	1.52	18.28
8/22/2016 18:10	1.43	18.22
8/22/2016 18:40	1.38	18.16
8/22/2016 19:10	1.30	18.12
8/22/2016 19:40	1.27	18.06
8/22/2016 20:10	1.22	18.04
8/22/2016 20:40	1.19	17.98

2016 Dissolved Oxygen Concentrations Collected below the Deep Creek Station Tailrace

Date	DO (mg/L)	Temp (°C)
8/22/2016 21:10	1.14	17.82
8/22/2016 21:40	0.93	17.22
8/22/2016 22:10	0.77	16.56
8/22/2016 22:40	0.65	16.06
8/22/2016 23:10	0.62	15.66
8/22/2016 23:40	0.57	15.38
8/23/2016 0:10	0.56	15.14
8/23/2016 0:40	0.54	15.02
8/23/2016 1:10	0.56	14.94
8/23/2016 1:40	0.54	14.84
8/23/2016 2:10	0.54	14.72
8/23/2016 2:40	0.49	14.56
8/23/2016 3:10	0.48	14.44
8/23/2016 3:40	0.45	14.36
8/23/2016 4:10	0.45	14.32
8/23/2016 4:40	0.45	14.24
8/23/2016 5:10	0.39	14.16
8/23/2016 5:40	0.47	14.14
8/23/2016 6:10	0.51	14.14
8/23/2016 6:40	0.49	14.10
8/23/2016 7:10	0.50	14.04
8/23/2016 7:40	0.51	13.96
8/23/2016 8:10	0.53	13.90
8/23/2016 8:40	0.56	13.86
8/23/2016 9:10	0.65	13.86
8/23/2016 9:40	0.63	13.88
8/23/2016 10:10	0.67	13.92
8/23/2016 10:40	0.66	13.94
8/23/2016 11:10	0.67	13.96
8/23/2016 11:40	0.75	14.00
8/23/2016 12:10	0.83	14.06
8/23/2016 12:40	0.82	14.14
8/23/2016 13:10	0.83	14.28
8/23/2016 13:40	0.86	14.38
8/23/2016 14:10	0.86	14.32
8/23/2016 14:40	0.89	14.34
8/23/2016 15:10	0.87	14.36
8/23/2016 15:40	0.91	14.52
8/23/2016 16:10	0.88	14.40
8/23/2016 16:40	0.79	14.26
8/23/2016 17:10	0.80	14.20
8/23/2016 17:40	0.72	14.18
8/23/2016 18:10	0.70	14.16
8/23/2016 18:40	0.62	14.12
8/23/2016 19:10	0.58	14.12
8/23/2016 19:40	0.51	14.12
8/23/2016 20:10	0.50	14.12
8/23/2016 20:40	0.41	14.12
8/23/2016 21:10	0.37	14.14
8/23/2016 21:40	0.39	14.14
8/23/2016 22:10	0.37	14.10
8/23/2016 22:40	0.35	14.06
8/23/2016 23:10	0.38	14.02
8/23/2016 23:40	0.37	14.00
8/24/2016 0:10	0.42	13.96
8/24/2016 0:40	0.39	13.96
8/24/2016 1:10	0.42	13.98
8/24/2016 1:40	0.41	13.98
8/24/2016 2:10	0.43	13.94
8/24/2016 2:40	0.42	13.90
8/24/2016 3:10	0.42	13.88
8/24/2016 3:40	0.40	13.86
8/24/2016 4:10	0.39	13.84
8/24/2016 4:40	0.41	13.82
8/24/2016 5:10	0.39	13.82
8/24/2016 5:40	0.42	13.84
8/24/2016 6:10	0.40	13.90
8/24/2016 6:40	0.46	13.96
8/24/2016 7:10	0.40	14.08
8/24/2016 7:40	0.45	14.18
8/24/2016 8:10	0.47	14.26
8/24/2016 8:40	0.43	14.24
8/24/2016 9:10	0.51	14.24
8/24/2016 9:40	0.57	14.26
8/24/2016 10:10	0.65	14.32
8/24/2016 10:40	0.70	14.40
8/24/2016 11:10	0.74	14.46
8/24/2016 11:40	0.81	14.42

2016 Dissolved Oxygen Concentrations Collected below the Deep Creek Station Tailrace

Date	DO (mg/L)	Temp (°C)
8/24/2016 12:10	0.88	14.42
8/24/2016 12:40	0.90	14.42
8/24/2016 13:10	0.88	14.60
8/24/2016 13:40	0.91	14.76
8/24/2016 14:10	0.89	14.66
8/24/2016 14:40	0.91	14.62
8/24/2016 15:10	0.91	14.76
8/24/2016 15:40	5.53	13.66
8/24/2016 16:10	5.71	17.54
8/24/2016 16:40	5.26	17.86
8/24/2016 17:10	1.59	18.12
8/24/2016 17:40	1.42	18.44
8/24/2016 18:10	1.61	18.58
8/24/2016 18:40	1.63	18.44
8/24/2016 19:10	1.61	18.38
8/24/2016 19:40	1.59	18.42
8/24/2016 20:10	1.54	18.42
8/24/2016 20:40	1.54	18.42
8/24/2016 21:10	1.57	18.40
8/24/2016 21:40	1.61	18.38
8/24/2016 22:10	1.63	18.36
8/24/2016 22:40	1.66	18.34
8/24/2016 23:10	1.65	18.32
8/24/2016 23:40	1.39	17.90
8/25/2016 0:10	1.09	17.12
8/25/2016 0:40	0.91	16.42
8/25/2016 1:10	0.82	15.90
8/25/2016 1:40	0.77	15.60
8/25/2016 2:10	0.71	15.40
8/25/2016 2:40	0.67	15.28
8/25/2016 3:10	0.65	15.14
8/25/2016 3:40	0.57	15.02
8/25/2016 4:10	0.54	14.88
8/25/2016 4:40	0.54	14.76
8/25/2016 5:10	0.50	14.64
8/25/2016 5:40	0.47	14.52
8/25/2016 6:10	0.41	14.42
8/25/2016 6:40	0.43	14.30
8/25/2016 7:10	0.41	14.18

Date	DO (mg/L)	Temp (°C)
8/25/2016 7:40	0.50	14.12
8/25/2016 8:10	0.46	14.04
8/25/2016 8:40	0.50	14.02
8/25/2016 9:10	0.55	14.04
8/25/2016 9:40	0.59	14.08
8/25/2016 10:10	0.67	14.10
8/25/2016 10:40	0.69	14.08
8/25/2016 11:10	5.58	13.52
8/25/2016 11:40	5.69	17.56
8/25/2016 12:10	5.61	17.70
8/25/2016 12:40	5.65	17.66
8/25/2016 13:10	5.14	17.74
8/25/2016 13:40	1.54	18.06
8/25/2016 14:10	1.44	18.50
8/25/2016 14:40	1.74	18.74
8/25/2016 15:10	1.86	18.80
8/25/2016 15:40	6.05	17.64
8/25/2016 16:10	4.93	17.56
8/25/2016 16:40	1.34	17.88
8/25/2016 17:10	1.29	18.30
8/25/2016 17:40	1.52	18.46
8/25/2016 18:10	1.57	18.48
8/25/2016 18:40	1.55	18.46
8/25/2016 19:10	1.49	18.44
8/25/2016 19:40	1.39	18.40
8/25/2016 20:10	1.35	18.36
8/25/2016 20:40	1.23	18.32
8/25/2016 21:10	1.26	18.28
8/25/2016 21:40	1.26	18.26
8/25/2016 22:10	1.22	18.22
8/25/2016 22:40	1.25	18.18
8/25/2016 23:10	1.10	17.92
8/25/2016 23:40	0.88	17.28
8/26/2016 0:10	0.67	16.64
8/26/2016 0:40	0.65	16.20
8/26/2016 1:10	0.59	15.86
8/26/2016 1:40	0.56	15.64
8/26/2016 2:10	0.50	15.42
8/26/2016 2:40	0.51	15.28

2016 Dissolved Oxygen Concentrations Collected below the Deep Creek Station Tailrace

Date	DO (mg/L)	Temp (°C)
8/26/2016 3:10	0.48	15.14
8/26/2016 3:40	0.45	15.04
8/26/2016 4:10	0.40	14.90
8/26/2016 4:40	0.40	14.76
8/26/2016 5:10	0.38	14.64
8/26/2016 5:40	0.35	14.52
8/26/2016 6:10	0.37	14.40
8/26/2016 6:40	0.39	14.30
8/26/2016 7:10	0.41	14.24
8/26/2016 7:40	0.42	14.22
8/26/2016 8:10	0.46	14.22
8/26/2016 8:40	0.49	14.18
8/26/2016 9:10	0.53	14.18
8/26/2016 9:40	0.58	14.18
8/26/2016 10:10	0.61	14.22
8/26/2016 10:40	0.67	14.24
8/26/2016 11:10	5.48	13.98
8/26/2016 11:40	5.71	17.56
8/26/2016 12:10	5.63	17.86
8/26/2016 12:40	5.63	17.90
8/26/2016 13:10	5.65	17.92
8/26/2016 13:40	5.66	17.94
8/26/2016 14:10	5.23	18.02
8/26/2016 14:40	1.59	18.46
8/26/2016 15:10	1.47	18.90
8/26/2016 15:40	1.69	19.06
8/26/2016 16:10	1.84	19.06
8/26/2016 16:40	1.92	18.96
8/26/2016 17:10	1.79	18.84
8/26/2016 17:40	1.75	18.80
8/26/2016 18:10	1.77	18.80
8/26/2016 18:40	1.69	18.70
8/26/2016 19:10	1.57	18.64
8/26/2016 19:40	1.52	18.58
8/26/2016 20:10	1.51	18.52
8/26/2016 20:40	1.46	18.48
8/26/2016 21:10	1.26	18.18
8/26/2016 21:40	0.99	17.48
8/26/2016 22:10	0.80	16.78

Date	DO (mg/L)	Temp (°C)
8/26/2016 22:40	0.65	16.26
8/26/2016 23:10	0.62	15.86
8/26/2016 23:40	0.53	15.62
8/27/2016 0:10	0.57	15.44
8/27/2016 0:40	0.54	15.30
8/27/2016 1:10	0.51	15.16
8/27/2016 1:40	0.48	15.04
8/27/2016 2:10	0.50	14.94
8/27/2016 2:40	0.48	14.86
8/27/2016 3:10	0.47	14.78
8/27/2016 3:40	0.39	14.62
8/27/2016 4:10	0.40	14.50
8/27/2016 4:40	0.41	14.38
8/27/2016 5:10	0.33	14.34
8/27/2016 5:40	0.37	14.30
8/27/2016 6:10	0.35	14.30
8/27/2016 6:40	0.33	14.28
8/27/2016 7:10	0.39	14.26
8/27/2016 7:40	0.42	14.26
8/27/2016 8:10	0.48	14.26
8/27/2016 8:40	0.54	14.26
8/27/2016 9:10	0.49	14.24
8/27/2016 9:40	0.57	14.24
8/27/2016 10:10	0.59	14.26
8/27/2016 10:40	0.64	14.30
8/27/2016 11:10	5.44	13.66
8/27/2016 11:40	5.84	17.80
8/27/2016 12:10	5.80	18.14
8/27/2016 12:40	5.86	18.28
8/27/2016 13:10	5.96	18.46
8/27/2016 13:40	5.90	18.48
8/27/2016 14:10	5.42	18.50
8/27/2016 14:40	2.35	18.96
8/27/2016 15:10	2.35	19.52
8/27/2016 15:40	2.60	19.78
8/27/2016 16:10	2.49	19.58
8/27/2016 16:40	2.41	19.42
8/27/2016 17:10	2.43	19.34
8/27/2016 17:40	2.36	19.26

2016 Dissolved Oxygen Concentrations Collected below the Deep Creek Station Tailrace

Date	DO (mg/L)	Temp (°C)
8/27/2016 18:10	2.31	19.20
8/27/2016 18:40	2.24	19.14
8/27/2016 19:10	2.25	19.08
8/27/2016 19:40	2.12	19.04
8/27/2016 20:10	2.10	19.00
8/27/2016 20:40	2.01	18.94
8/27/2016 21:10	1.65	18.40
8/27/2016 21:40	1.21	17.56
8/27/2016 22:10	0.96	16.90
8/27/2016 22:40	0.88	16.46
8/27/2016 23:10	0.80	16.16
8/27/2016 23:40	0.77	15.92
8/28/2016 0:10	0.77	15.72
8/28/2016 0:40	0.72	15.60
8/28/2016 1:10	0.71	15.48
8/28/2016 1:40	0.66	15.38
8/28/2016 2:10	0.62	15.26
8/28/2016 2:40	0.54	15.12
8/28/2016 3:10	0.54	15.00
8/28/2016 3:40	0.53	14.90
8/28/2016 4:10	0.48	14.78
8/28/2016 4:40	0.47	14.66
8/28/2016 5:10	0.45	14.58
8/28/2016 5:40	0.46	14.54
8/28/2016 6:10	0.46	14.50
8/28/2016 6:40	0.45	14.46
8/28/2016 7:10	0.45	14.46
8/28/2016 7:40	0.53	14.52
8/28/2016 8:10	0.51	14.62
8/28/2016 8:40	0.58	14.72
8/28/2016 9:10	0.62	14.74
8/28/2016 9:40	0.65	14.74
8/28/2016 10:10	0.70	14.72
8/28/2016 10:40	0.72	14.70
8/28/2016 11:10	5.47	13.90
8/28/2016 11:40	5.90	18.48
8/28/2016 12:10	5.89	18.78
8/28/2016 12:40	5.94	18.84
8/28/2016 13:10	5.53	18.84

Date	DO (mg/L)	Temp (°C)
8/28/2016 13:40	2.28	19.28
8/28/2016 14:10	2.30	19.84
8/28/2016 14:40	2.54	20.04
8/28/2016 15:10	2.67	20.04
8/28/2016 15:40	2.71	19.94
8/28/2016 16:10	2.54	19.72
8/28/2016 16:40	2.34	19.60
8/28/2016 17:10	2.32	19.52
8/28/2016 17:40	2.36	19.50
8/28/2016 18:10	2.39	19.46
8/28/2016 18:40	2.36	19.42
8/28/2016 19:10	2.30	19.36
8/28/2016 19:40	2.12	19.20
8/28/2016 20:10	1.57	18.46
8/28/2016 20:40	1.12	17.54
8/28/2016 21:10	0.87	16.84
8/28/2016 21:40	0.77	16.40
8/28/2016 22:10	0.73	16.16
8/28/2016 22:40	0.99	16.02
8/28/2016 23:10	1.18	15.86
8/28/2016 23:40	0.87	15.70
8/29/2016 0:10	0.66	15.48
8/29/2016 0:40	0.57	15.32
8/29/2016 1:10	0.50	15.22
8/29/2016 1:40	0.47	15.14
8/29/2016 2:10	0.43	15.02
8/29/2016 2:40	0.34	14.86
8/29/2016 3:10	0.26	14.68
8/29/2016 3:40	0.30	14.54
8/29/2016 4:10	0.18	14.44
8/29/2016 4:40	0.20	14.38
8/29/2016 5:10	0.16	14.32
8/29/2016 5:40	0.17	14.26
8/29/2016 6:10	0.18	14.22
8/29/2016 6:40	0.22	14.16
8/29/2016 7:10	0.20	14.12
8/29/2016 7:40	0.24	14.10
8/29/2016 8:10	0.26	14.06
8/29/2016 8:40	0.31	14.06

2016 Dissolved Oxygen Concentrations Collected below the Deep Creek Station Tailrace

Date	DO (mg/L)	Temp (°C)
8/29/2016 9:10	0.35	14.06
8/29/2016 9:40	0.26	14.06
8/29/2016 10:10	0.37	14.10
8/29/2016 10:40	0.37	14.18
8/29/2016 11:10	5.50	13.60
8/29/2016 11:40	5.77	17.36
8/29/2016 12:10	5.81	17.70
8/29/2016 12:40	5.81	17.80
8/29/2016 13:10	5.89	17.90
8/29/2016 13:40	5.86	17.92
8/29/2016 14:10	5.06	18.02
8/29/2016 14:40	1.84	18.44
8/29/2016 15:10	1.86	18.98
8/29/2016 15:40	2.03	19.18
8/29/2016 16:10	2.09	19.06
8/29/2016 16:40	1.98	18.96
8/29/2016 17:10	1.98	18.88
8/29/2016 17:40	1.93	18.82
8/29/2016 18:10	1.86	18.74
8/29/2016 18:40	1.83	18.70
8/29/2016 19:10	1.79	18.68
8/29/2016 19:40	1.75	18.64
8/29/2016 20:10	1.69	18.60
8/29/2016 20:40	1.68	18.56
8/29/2016 21:10	1.43	18.20
8/29/2016 21:40	1.07	17.42
8/29/2016 22:10	0.78	16.78
8/29/2016 22:40	0.65	16.30
8/29/2016 23:10	0.62	16.00
8/29/2016 23:40	0.59	15.84
8/30/2016 0:10	0.56	15.70
8/30/2016 0:40	0.54	15.62
8/30/2016 1:10	0.49	15.54
8/30/2016 1:40	0.43	15.44
8/30/2016 2:10	0.39	15.34
8/30/2016 2:40	0.34	15.24
8/30/2016 3:10	0.33	15.06
8/30/2016 3:40	0.29	14.90
8/30/2016 4:10	0.23	14.76
8/30/2016 4:40	0.25	14.66
8/30/2016 5:10	0.28	14.62
8/30/2016 5:40	0.26	14.56
8/30/2016 6:10	0.26	14.52
8/30/2016 6:40	0.24	14.48
8/30/2016 7:10	0.26	14.50
8/30/2016 7:40	0.31	14.50
8/30/2016 8:10	0.33	14.44
8/30/2016 8:40	0.38	14.34
8/30/2016 9:10	0.37	14.28
8/30/2016 9:40	0.43	14.26
8/30/2016 10:10	0.43	14.24
8/30/2016 10:40	0.46	14.20
8/30/2016 11:10	5.55	14.14
8/30/2016 11:40	5.66	17.60
8/30/2016 12:10	5.64	18.00
8/30/2016 12:40	5.68	18.02
8/30/2016 13:10	4.50	18.12
8/30/2016 13:40	1.55	18.60
8/30/2016 14:10	1.65	19.12
8/30/2016 14:40	1.91	19.36
8/30/2016 15:10	2.01	19.40
8/30/2016 15:40	1.96	19.30
8/30/2016 16:10	1.81	19.02
8/30/2016 16:40	1.75	18.88
8/30/2016 17:10	1.74	18.78
8/30/2016 17:40	1.62	18.70
8/30/2016 18:10	1.60	18.64
8/30/2016 18:40	1.58	18.60
8/30/2016 19:10	1.53	18.54
8/30/2016 19:40	1.51	18.50
8/30/2016 20:10	1.23	18.08
8/30/2016 20:40	0.89	17.32
8/30/2016 21:10	0.72	16.66
8/30/2016 21:40	0.61	16.18
8/30/2016 22:10	0.54	15.84
8/30/2016 22:40	0.48	15.60
8/30/2016 23:10	0.46	15.44
8/30/2016 23:40	0.42	15.34

2016 Dissolved Oxygen Concentrations Collected below the Deep Creek Station Tailrace

Date	DO (mg/L)	Temp (°C)
8/31/2016 0:10	0.39	15.18
8/31/2016 0:40	0.37	15.06
8/31/2016 1:10	0.35	14.94
8/31/2016 1:40	0.32	14.86
8/31/2016 2:10	0.33	14.76
8/31/2016 2:40	0.26	14.64
8/31/2016 3:10	0.25	14.56
8/31/2016 3:40	0.22	14.48
8/31/2016 4:10	0.22	14.46
8/31/2016 4:40	0.23	14.46
8/31/2016 5:10	0.25	14.42
8/31/2016 5:40	0.26	14.42
8/31/2016 6:10	0.22	14.42
8/31/2016 6:40	0.23	14.44
8/31/2016 7:10	0.25	14.46
8/31/2016 7:40	0.30	14.46
8/31/2016 8:10	0.31	14.46
8/31/2016 8:40	0.38	14.48
8/31/2016 9:10	0.42	14.50
8/31/2016 9:40	0.43	14.50
8/31/2016 10:10	0.54	14.52
8/31/2016 10:40	0.58	14.52
8/31/2016 11:10	5.37	14.22
8/31/2016 11:40	5.56	17.74
8/31/2016 12:10	5.48	18.04
8/31/2016 12:40	5.63	18.06
8/31/2016 13:10	4.29	18.16
8/31/2016 13:40	1.47	18.66
8/31/2016 14:10	1.61	19.02
8/31/2016 14:40	1.92	19.14
8/31/2016 15:10	2.01	19.08
8/31/2016 15:40	2.02	19.20
8/31/2016 16:10	1.91	19.04
8/31/2016 16:40	1.78	18.94
8/31/2016 17:10	1.73	18.86
8/31/2016 17:40	1.67	18.78
8/31/2016 18:10	1.66	18.74
8/31/2016 18:40	1.62	18.70
8/31/2016 19:10	1.61	18.68
8/31/2016 19:40	1.51	18.60
8/31/2016 20:10	1.15	18.08
8/31/2016 20:40	0.85	17.32
8/31/2016 21:10	0.63	16.62
8/31/2016 21:40	0.55	16.18
8/31/2016 22:10	0.49	15.84
8/31/2016 22:40	0.47	15.64
8/31/2016 23:10	0.46	15.48
8/31/2016 23:40	0.43	15.34
9/1/2016 0:10	0.41	15.20
9/1/2016 0:40	0.39	15.08
9/1/2016 1:10	0.35	14.96
9/1/2016 1:40	0.34	14.84
9/1/2016 2:10	0.43	14.74
9/1/2016 2:40	0.39	14.62
9/1/2016 3:10	0.29	14.52
9/1/2016 3:40	0.28	14.44
9/1/2016 4:10	0.26	14.42
9/1/2016 4:40	0.20	14.40
9/1/2016 5:10	0.22	14.32
9/1/2016 5:40	0.22	14.28
9/1/2016 6:10	0.16	14.28
9/1/2016 6:40	0.18	14.28
9/1/2016 7:10	0.20	14.28
9/1/2016 7:40	0.21	14.26
9/1/2016 8:10	0.23	14.24
9/1/2016 8:40	0.26	14.20
9/1/2016 9:10	0.29	14.22
9/1/2016 9:40	0.37	14.24
9/1/2016 10:10	0.40	14.28
9/1/2016 10:40	0.41	14.34
9/1/2016 11:10	0.45	14.38
9/1/2016 11:40	0.48	14.40
9/1/2016 12:10	0.48	14.44
9/1/2016 12:40	0.51	14.50
9/1/2016 13:10	0.54	14.60
9/1/2016 13:40	0.54	14.76
9/1/2016 14:10	0.61	14.86
9/1/2016 14:40	0.57	14.88

2016 Dissolved Oxygen Concentrations Collected below the Deep Creek Station Tailrace

Date	DO (mg/L)	Temp (°C)
9/1/2016 15:10	0.55	14.94
9/1/2016 15:40	0.53	15.00
9/1/2016 16:10	0.46	14.78
9/1/2016 16:40	0.40	14.60
9/1/2016 17:10	0.38	14.50
9/1/2016 17:40	0.41	14.44
9/1/2016 18:10	0.34	14.42
9/1/2016 18:40	0.29	14.40
9/1/2016 19:10	0.24	14.36
9/1/2016 19:40	0.17	14.34
9/1/2016 20:10	0.15	14.30
9/1/2016 20:40	0.09	14.26
9/1/2016 21:10	0.07	14.24
9/1/2016 21:40	0.08	14.24
9/1/2016 22:10	0.13	14.22
9/1/2016 22:40	0.12	14.20
9/1/2016 23:10	0.09	14.20
9/1/2016 23:40	0.12	14.18
9/2/2016 0:10	0.12	14.16
9/2/2016 0:40	0.09	14.14
9/2/2016 1:10	0.12	14.12
9/2/2016 1:40	0.10	14.12
9/2/2016 2:10	0.15	14.14
9/2/2016 2:40	0.12	14.18
9/2/2016 3:10	0.12	14.20
9/2/2016 3:40	0.09	14.20
9/2/2016 4:10	0.09	14.18
9/2/2016 4:40	0.10	14.14
9/2/2016 5:10	0.13	14.10
9/2/2016 5:40	0.13	14.10
9/2/2016 6:10	0.09	14.12
9/2/2016 6:40	0.10	14.14
9/2/2016 7:10	0.10	14.14
9/2/2016 7:40	0.13	14.14
9/2/2016 8:10	0.14	14.12
9/2/2016 8:40	0.20	14.08
9/2/2016 9:10	0.18	14.06
9/2/2016 9:40	0.17	14.04
9/2/2016 10:10	5.42	13.64

Date	DO (mg/L)	Temp (°C)
9/2/2016 10:40	5.87	18.18
9/2/2016 11:10	5.86	18.48
9/2/2016 11:40	5.89	18.46
9/2/2016 12:10	5.86	18.34
9/2/2016 12:40	5.87	18.36
9/2/2016 13:10	5.90	18.48
9/2/2016 13:40	3.33	18.62
9/2/2016 14:10	1.90	19.02
9/2/2016 14:40	2.09	19.50
9/2/2016 15:10	2.27	19.52
9/2/2016 15:40	2.33	19.56
9/2/2016 16:10	2.32	19.42
9/2/2016 16:40	2.30	19.32
9/2/2016 17:10	2.26	19.28
9/2/2016 17:40	2.24	19.24
9/2/2016 18:10	2.23	19.18
9/2/2016 18:40	2.14	19.14
9/2/2016 19:10	2.10	19.08
9/2/2016 19:40	1.99	19.04
9/2/2016 20:10	1.85	18.84
9/2/2016 20:40	1.41	18.18
9/2/2016 21:10	0.96	17.42
9/2/2016 21:40	0.74	16.82
9/2/2016 22:10	0.63	16.36
9/2/2016 22:40	0.54	16.02
9/2/2016 23:10	0.50	15.82
9/2/2016 23:40	0.47	15.70
9/3/2016 0:10	0.47	15.56
9/3/2016 0:40	0.40	15.44
9/3/2016 1:10	0.38	15.34
9/3/2016 1:40	0.33	15.20
9/3/2016 2:10	0.34	15.08
9/3/2016 2:40	0.33	14.98
9/3/2016 3:10	0.28	14.90
9/3/2016 3:40	0.18	14.82
9/3/2016 4:10	0.20	14.76
9/3/2016 4:40	0.17	14.66
9/3/2016 5:10	0.17	14.58
9/3/2016 5:40	0.21	14.52

2016 Dissolved Oxygen Concentrations Collected below the Deep Creek Station Tailrace

Date	DO (mg/L)	Temp (°C)
9/3/2016 6:10	0.15	14.52
9/3/2016 6:40	0.22	14.52
9/3/2016 7:10	0.23	14.54
9/3/2016 7:40	0.25	14.54
9/3/2016 8:10	0.24	14.50
9/3/2016 8:40	0.26	14.44
9/3/2016 9:10	0.28	14.42
9/3/2016 9:40	0.29	14.40
9/3/2016 10:10	5.40	13.94
9/3/2016 10:40	6.46	19.02
9/3/2016 11:10	6.43	19.28
9/3/2016 11:40	6.49	19.38
9/3/2016 12:10	6.47	19.38
9/3/2016 12:40	6.49	19.40
9/3/2016 13:10	6.06	19.56
9/3/2016 13:40	3.38	19.86
9/3/2016 14:10	3.31	20.30
9/3/2016 14:40	3.53	20.52
9/3/2016 15:10	3.61	20.54
9/3/2016 15:40	3.62	20.54
9/3/2016 16:10	3.57	20.38
9/3/2016 16:40	3.49	20.26
9/3/2016 17:10	3.57	20.14
9/3/2016 17:40	3.55	20.04
9/3/2016 18:10	3.43	19.96
9/3/2016 18:40	3.49	19.92
9/3/2016 19:10	3.39	19.86
9/3/2016 19:40	2.96	19.50
9/3/2016 20:10	2.19	18.56
9/3/2016 20:40	1.54	17.68
9/3/2016 21:10	1.17	17.00
9/3/2016 21:40	0.96	16.56
9/3/2016 22:10	0.82	16.22
9/3/2016 22:40	0.75	16.04
9/3/2016 23:10	0.75	15.92
9/3/2016 23:40	0.69	15.78
9/4/2016 0:10	0.59	15.66
9/4/2016 0:40	0.57	15.52
9/4/2016 1:10	0.48	15.40

Date	DO (mg/L)	Temp (°C)
9/4/2016 1:40	0.47	15.32
9/4/2016 2:10	0.40	15.20
9/4/2016 2:40	0.35	15.08
9/4/2016 3:10	0.32	14.96
9/4/2016 3:40	0.31	14.86
9/4/2016 4:10	0.21	14.76
9/4/2016 4:40	0.17	14.66
9/4/2016 5:10	0.17	14.56
9/4/2016 5:40	0.13	14.46
9/4/2016 6:10	0.09	14.36
9/4/2016 6:40	0.12	14.30
9/4/2016 7:10	0.13	14.22
9/4/2016 7:40	0.13	14.16
9/4/2016 8:10	0.15	14.12
9/4/2016 8:40	0.16	14.08
9/4/2016 9:10	0.22	14.02
9/4/2016 9:40	0.24	14.00
9/4/2016 10:10	0.23	14.04
9/4/2016 10:40	0.25	14.06
9/4/2016 11:10	0.26	14.08
9/4/2016 11:40	0.31	14.08
9/4/2016 12:10	0.28	14.12
9/4/2016 12:40	0.29	14.20
9/4/2016 13:10	0.34	14.46
9/4/2016 13:40	0.37	14.62
9/4/2016 14:10	0.38	14.70
9/4/2016 14:40	0.37	14.78
9/4/2016 15:10	0.35	14.82
9/4/2016 15:40	0.28	14.78
9/4/2016 16:10	0.20	14.50
9/4/2016 16:40	0.18	14.36
9/4/2016 17:10	0.15	14.28
9/4/2016 17:40	0.13	14.26
9/4/2016 18:10	0.10	14.24
9/4/2016 18:40	0.09	14.24
9/4/2016 19:10	0.06	14.24
9/4/2016 19:40	0.05	14.24
9/4/2016 20:10	0.04	14.20
9/4/2016 20:40	0.02	14.16

2016 Dissolved Oxygen Concentrations Collected below the Deep Creek Station Tailrace

Date	DO (mg/L)	Temp (°C)
9/4/2016 21:10	0.04	14.14
9/4/2016 21:40	0.04	14.12
9/4/2016 22:10	0.04	14.10
9/4/2016 22:40	0.02	14.08
9/4/2016 23:10	0.05	14.08
9/4/2016 23:40	0.02	14.06
9/5/2016 0:10	0.04	14.04
9/5/2016 0:40	0.04	14.02
9/5/2016 1:10	0.02	14.00
9/5/2016 1:40	0.04	14.00
9/5/2016 2:10	0.02	14.02
9/5/2016 2:40	0.02	14.02
9/5/2016 3:10	0.02	14.04
9/5/2016 3:40	0.01	14.02
9/5/2016 4:10	0.02	14.00
9/5/2016 4:40	0.02	14.00
9/5/2016 5:10	0.01	14.04
9/5/2016 5:40	0.02	14.10
9/5/2016 6:10	0.01	14.16
9/5/2016 6:40	0.01	14.24
9/5/2016 7:10	0.00	14.26
9/5/2016 7:40	0.01	14.24
9/5/2016 8:10	0.00	14.20
9/5/2016 8:40	0.01	14.20
9/5/2016 9:10	0.01	14.22
9/5/2016 9:40	0.04	14.24
9/5/2016 10:10	5.42	13.86
9/5/2016 10:40	6.13	18.32
9/5/2016 11:10	6.12	18.56
9/5/2016 11:40	6.17	18.58
9/5/2016 12:10	6.12	18.56
9/5/2016 12:40	6.11	18.56
9/5/2016 13:10	5.73	18.66
9/5/2016 13:40	2.44	19.06
9/5/2016 14:10	2.35	19.62
9/5/2016 14:40	2.66	19.90
9/5/2016 15:10	2.76	19.96
9/5/2016 15:40	2.71	19.86
9/5/2016 16:10	2.60	19.60
9/5/2016 16:40	2.55	19.46
9/5/2016 17:10	2.49	19.36
9/5/2016 17:40	2.46	19.30
9/5/2016 18:10	2.35	19.22
9/5/2016 18:40	2.33	19.16
9/5/2016 19:10	2.25	19.12
9/5/2016 19:40	2.22	19.04
9/5/2016 20:10	1.70	18.46
9/5/2016 20:40	1.18	17.64
9/5/2016 21:10	0.80	16.90
9/5/2016 21:40	0.63	16.38
9/5/2016 22:10	0.55	16.04
9/5/2016 22:40	0.50	15.86
9/5/2016 23:10	0.48	15.76
9/5/2016 23:40	0.43	15.60
9/6/2016 0:10	0.40	15.46
9/6/2016 0:40	0.33	15.30
9/6/2016 1:10	0.32	15.16
9/6/2016 1:40	0.30	15.06
9/6/2016 2:10	0.22	15.02
9/6/2016 2:40	0.20	14.96
9/6/2016 3:10	0.20	14.90
9/6/2016 3:40	0.16	14.80
9/6/2016 4:10	0.10	14.66
9/6/2016 4:40	0.09	14.54
9/6/2016 5:10	0.10	14.50
9/6/2016 5:40	0.09	14.50
9/6/2016 6:10	0.10	14.52
9/6/2016 6:40	0.09	14.50
9/6/2016 7:10	0.08	14.46
9/6/2016 7:40	0.09	14.40
9/6/2016 8:10	0.14	14.38
9/6/2016 8:40	0.16	14.38
9/6/2016 9:10	0.17	14.40
9/6/2016 9:40	0.18	14.42
9/6/2016 10:10	0.16	14.42
9/6/2016 10:40	0.20	14.40
9/6/2016 11:10	0.21	14.44
9/6/2016 11:40	0.21	14.50

2016 Dissolved Oxygen Concentrations Collected below the Deep Creek Station Tailrace

Date	DO (mg/L)	Temp (°C)
9/6/2016 12:10	0.17	14.56
9/6/2016 12:40	0.22	14.66
9/6/2016 13:10	0.28	14.74
9/6/2016 13:40	0.31	14.96
9/6/2016 14:10	0.32	14.98
9/6/2016 14:40	0.33	15.06
9/6/2016 15:10	0.31	15.02
9/6/2016 15:40	0.24	14.94
9/6/2016 16:10	0.17	14.70
9/6/2016 16:40	0.16	14.60
9/6/2016 17:10	0.15	14.50
9/6/2016 17:40	0.08	14.40
9/6/2016 18:10	0.08	14.34
9/6/2016 18:40	0.06	14.32
9/6/2016 19:10	0.04	14.30
9/6/2016 19:40	0.04	14.28
9/6/2016 20:10	0.02	14.28
9/6/2016 20:40	0.02	14.28
9/6/2016 21:10	0.01	14.28
9/6/2016 21:40	0.02	14.26
9/6/2016 22:10	0.01	14.24
9/6/2016 22:40	0.01	14.22
9/6/2016 23:10	0.01	14.20
9/6/2016 23:40	0.00	14.18
9/7/2016 0:10	0.00	14.18
9/7/2016 0:40	0.00	14.24
9/7/2016 1:10	0.00	14.26
9/7/2016 1:40	0.00	14.28
9/7/2016 2:10	0.00	14.24
9/7/2016 2:40	0.00	14.22
9/7/2016 3:10	0.00	14.26
9/7/2016 3:40	0.00	14.36
9/7/2016 4:10	0.00	14.44
9/7/2016 4:40	-0.01	14.42
9/7/2016 5:10	-0.01	14.32
9/7/2016 5:40	-0.01	14.26
9/7/2016 6:10	-0.01	14.24
9/7/2016 6:40	-0.01	14.22
9/7/2016 7:10	-0.01	14.20

Date	DO (mg/L)	Temp (°C)
9/7/2016 7:40	-0.01	14.18
9/7/2016 8:10	-0.01	14.22
9/7/2016 8:40	-0.02	14.26
9/7/2016 9:10	-0.01	14.30
9/7/2016 9:40	-0.01	14.36
9/7/2016 10:10	-0.01	14.38
9/7/2016 10:40	-0.01	14.42
9/7/2016 11:10	-0.02	14.44
9/7/2016 11:40	-0.02	14.54
9/7/2016 12:10	-0.02	14.58
9/7/2016 12:40	-0.02	14.64
9/7/2016 13:10	-0.02	14.64
9/7/2016 13:40	-0.02	14.70
9/7/2016 14:10	-0.02	14.70
9/7/2016 14:40	-0.02	14.66
9/7/2016 15:10	-0.02	14.64
9/7/2016 15:40	-0.02	14.54
9/7/2016 16:10	-0.03	14.66
9/7/2016 16:40	-0.03	14.64
9/7/2016 17:10	-0.03	14.66
9/7/2016 17:40	-0.03	14.62
9/7/2016 18:10	-0.03	14.58
9/7/2016 18:40	-0.03	14.54
9/7/2016 19:10	-0.03	14.54
9/7/2016 19:40	-0.03	14.54
9/7/2016 20:10	-0.03	14.46
9/7/2016 20:40	-0.03	14.44
9/7/2016 21:10	-0.03	14.42
9/7/2016 21:40	-0.03	14.42
9/7/2016 22:10	-0.03	14.40
9/7/2016 22:40	-0.03	14.38
9/7/2016 23:10	-0.03	14.36
9/7/2016 23:40	-0.03	14.34
9/8/2016 0:10	-0.03	14.30
9/8/2016 0:40	-0.03	14.30
9/8/2016 1:10	-0.03	14.32
9/8/2016 1:40	-0.03	14.32
9/8/2016 2:10	-0.03	14.30
9/8/2016 2:40	-0.03	14.30

2016 Dissolved Oxygen Concentrations Collected below the Deep Creek Station Tailrace

Date	DO (mg/L)	Temp (°C)
9/8/2016 3:10	-0.03	14.32
9/8/2016 3:40	-0.03	14.32
9/8/2016 4:10	-0.03	14.30
9/8/2016 4:40	-0.03	14.30
9/8/2016 5:10	-0.03	14.24
9/8/2016 5:40	-0.03	14.18
9/8/2016 6:10	-0.03	14.18
9/8/2016 6:40	-0.03	14.24
9/8/2016 7:10	-0.03	14.20
9/8/2016 7:40	-0.03	14.14
9/8/2016 8:10	-0.03	14.14
9/8/2016 8:40	-0.03	14.18
9/8/2016 9:10	-0.03	14.26
9/8/2016 9:40	-0.03	14.30
9/8/2016 10:10	-0.03	14.36
9/8/2016 10:40	-0.03	14.44
9/8/2016 11:10	-0.03	14.52
9/8/2016 11:40	-0.03	14.66
9/8/2016 12:10	-0.03	14.72
9/8/2016 12:40	-0.03	14.78
9/8/2016 13:10	-0.02	14.78
9/8/2016 13:40	-0.03	14.86
9/8/2016 14:10	-0.02	15.08
9/8/2016 14:40	0.06	15.14
9/8/2016 15:10	0.15	15.12
9/8/2016 15:40	0.22	14.98
9/8/2016 16:10	0.16	14.76
9/8/2016 16:40	0.13	14.64
9/8/2016 17:10	0.09	14.58
9/8/2016 17:40	0.06	14.52
9/8/2016 18:10	0.01	14.46
9/8/2016 18:40	-0.01	14.42
9/8/2016 19:10	-0.02	14.40
9/8/2016 19:40	-0.03	14.38
9/8/2016 20:10	-0.03	14.42
9/8/2016 20:40	-0.03	14.44
9/8/2016 21:10	-0.03	14.44
9/8/2016 21:40	-0.03	14.42
9/8/2016 22:10	-0.03	14.42

Date	DO (mg/L)	Temp (°C)
9/8/2016 22:40	-0.03	14.42
9/8/2016 23:10	-0.03	14.36
9/8/2016 23:40	-0.03	14.26
9/9/2016 0:10	-0.03	14.16
9/9/2016 0:40	-0.03	14.10
9/9/2016 1:10	-0.03	14.08
9/9/2016 1:40	-0.03	14.10
9/9/2016 2:10	-0.03	14.10
9/9/2016 2:40	-0.03	14.12
9/9/2016 3:10	-0.03	14.10
9/9/2016 3:40	-0.03	14.08
9/9/2016 4:10	-0.03	14.08
9/9/2016 4:40	-0.03	14.14
9/9/2016 5:10	-0.03	14.22
9/9/2016 5:40	-0.03	14.28
9/9/2016 6:10	-0.03	14.34
9/9/2016 6:40	-0.03	14.36
9/9/2016 7:10	-0.03	14.40
9/9/2016 7:40	-0.03	14.44
9/9/2016 8:10	-0.03	14.50
9/9/2016 8:40	-0.03	14.50
9/9/2016 9:10	-0.03	14.52
9/9/2016 9:40	-0.03	14.56
9/9/2016 10:10	5.40	14.10
9/9/2016 10:40	5.66	18.20
9/9/2016 11:10	5.62	18.44
9/9/2016 11:40	5.65	18.52
9/9/2016 12:10	5.65	18.70
9/9/2016 12:40	5.69	18.82
9/9/2016 13:10	5.17	18.88
9/9/2016 13:40	1.68	19.32
9/9/2016 14:10	1.55	19.88
9/9/2016 14:40	1.77	19.96
9/9/2016 15:10	2.02	20.10
9/9/2016 15:40	2.04	20.00
9/9/2016 16:10	1.95	19.82
9/9/2016 16:40	1.87	19.68
9/9/2016 17:10	1.82	19.58
9/9/2016 17:40	1.79	19.54

2016 Dissolved Oxygen Concentrations Collected below the Deep Creek Station Tailrace

Date	DO (mg/L)	Temp (°C)
9/9/2016 18:10	1.73	19.46
9/9/2016 18:40	2.08	19.42
9/9/2016 19:10	1.98	19.38
9/9/2016 19:40	1.67	19.26
9/9/2016 20:10	1.29	18.66
9/9/2016 20:40	0.77	17.80
9/9/2016 21:10	0.46	17.12
9/9/2016 21:40	0.30	16.60
9/9/2016 22:10	0.20	16.24
9/9/2016 22:40	0.18	16.02
9/9/2016 23:10	0.17	15.86
9/9/2016 23:40	0.17	15.76
9/10/2016 0:10	0.13	15.66
9/10/2016 0:40	0.08	15.54
9/10/2016 1:10	0.06	15.44
9/10/2016 1:40	0.07	15.36
9/10/2016 2:10	0.05	15.24
9/10/2016 2:40	0.02	15.16
9/10/2016 3:10	0.02	15.00
9/10/2016 3:40	0.01	14.90
9/10/2016 4:10	0.01	14.82
9/10/2016 4:40	0.01	14.76
9/10/2016 5:10	-0.01	14.74
9/10/2016 5:40	0.00	14.74
9/10/2016 6:10	0.01	14.70
9/10/2016 6:40	-0.01	14.64
9/10/2016 7:10	0.01	14.58
9/10/2016 7:40	0.00	14.56
9/10/2016 8:10	0.01	14.56
9/10/2016 8:40	0.00	14.52
9/10/2016 9:10	0.00	14.50
9/10/2016 9:40	0.01	14.48
9/10/2016 10:10	5.29	14.04
9/10/2016 10:40	5.89	18.72
9/10/2016 11:10	5.84	18.90
9/10/2016 11:40	5.84	18.90
9/10/2016 12:10	5.84	18.92
9/10/2016 12:40	5.84	18.90
9/10/2016 13:10	5.34	18.98

Date	DO (mg/L)	Temp (°C)
9/10/2016 13:40	1.95	19.32
9/10/2016 14:10	1.91	19.90
9/10/2016 14:40	2.18	20.12
9/10/2016 15:10	2.30	20.14
9/10/2016 15:40	2.31	20.16
9/10/2016 16:10	2.27	19.98
9/10/2016 16:40	2.16	19.86
9/10/2016 17:10	2.11	19.76
9/10/2016 17:40	2.02	19.68
9/10/2016 18:10	1.94	19.60
9/10/2016 18:40	1.94	19.54
9/10/2016 19:10	1.90	19.50
9/10/2016 19:40	1.79	19.38
9/10/2016 20:10	1.38	18.76
9/10/2016 20:40	0.83	17.86
9/10/2016 21:10	0.53	17.16
9/10/2016 21:40	0.38	16.70
9/10/2016 22:10	0.29	16.40
9/10/2016 22:40	0.24	16.18
9/10/2016 23:10	0.21	15.98
9/10/2016 23:40	0.15	15.80
9/11/2016 0:10	0.12	15.60
9/11/2016 0:40	0.08	15.40
9/11/2016 1:10	0.06	15.22
9/11/2016 1:40	0.06	15.08
9/11/2016 2:10	0.05	14.98
9/11/2016 2:40	0.05	14.94
9/11/2016 3:10	0.06	14.90
9/11/2016 3:40	0.05	14.84
9/11/2016 4:10	0.05	14.76
9/11/2016 4:40	0.04	14.70
9/11/2016 5:10	0.00	14.66
9/11/2016 5:40	0.02	14.66
9/11/2016 6:10	0.01	14.70
9/11/2016 6:40	0.00	14.72
9/11/2016 7:10	0.01	14.74
9/11/2016 7:40	0.01	14.76
9/11/2016 8:10	0.01	14.80
9/11/2016 8:40	0.01	14.78

2016 Dissolved Oxygen Concentrations Collected below the Deep Creek Station Tailrace

Date	DO (mg/L)	Temp (°C)
9/11/2016 9:10	0.01	14.76
9/11/2016 9:40	0.02	14.78
9/11/2016 10:10	0.06	14.82
9/11/2016 10:40	0.06	14.90
9/11/2016 11:10	0.05	14.96
9/11/2016 11:40	0.04	15.00
9/11/2016 12:10	0.06	14.96
9/11/2016 12:40	0.06	14.96
9/11/2016 13:10	0.08	15.18
9/11/2016 13:40	0.04	15.06
9/11/2016 14:10	0.02	14.92
9/11/2016 14:40	0.06	14.98
9/11/2016 15:10	0.04	14.72
9/11/2016 15:40	0.06	14.66
9/11/2016 16:10	0.02	14.52
9/11/2016 16:40	-0.01	14.42
9/11/2016 17:10	-0.01	14.38
9/11/2016 17:40	-0.01	14.38
9/11/2016 18:10	-0.01	14.38
9/11/2016 18:40	-0.01	14.36
9/11/2016 19:10	-0.01	14.38
9/11/2016 19:40	-0.01	14.40
9/11/2016 20:10	-0.02	14.42
9/11/2016 20:40	-0.02	14.42
9/11/2016 21:10	-0.02	14.42
9/11/2016 21:40	-0.02	14.40
9/11/2016 22:10	-0.02	14.40
9/11/2016 22:40	-0.02	14.40
9/11/2016 23:10	-0.02	14.38
9/11/2016 23:40	-0.02	14.32
9/12/2016 0:10	-0.02	14.30
9/12/2016 0:40	-0.03	14.30
9/12/2016 1:10	-0.02	14.30
9/12/2016 1:40	-0.03	14.30
9/12/2016 2:10	-0.03	14.24
9/12/2016 2:40	-0.03	14.18
9/12/2016 3:10	-0.03	14.12
9/12/2016 3:40	-0.03	14.08
9/12/2016 4:10	-0.03	14.04

Date	DO (mg/L)	Temp (°C)
9/12/2016 4:40	-0.03	14.06
9/12/2016 5:10	-0.03	14.10
9/12/2016 5:40	-0.03	14.12
9/12/2016 6:10	-0.03	14.14
9/12/2016 6:40	-0.03	14.16
9/12/2016 7:10	-0.03	14.18
9/12/2016 7:40	-0.03	14.24
9/12/2016 8:10	-0.03	14.22
9/12/2016 8:40	-0.03	14.16
9/12/2016 9:10	-0.03	14.12
9/12/2016 9:40	-0.03	14.12
9/12/2016 10:10	5.30	13.98
9/12/2016 10:40	6.17	18.78
9/12/2016 11:10	6.20	19.06
9/12/2016 11:40	6.20	19.16
9/12/2016 12:10	6.20	19.20
9/12/2016 12:40	6.14	19.20
9/12/2016 13:10	6.13	19.22
9/12/2016 13:40	2.86	19.38
9/12/2016 14:10	2.42	19.94
9/12/2016 14:40	2.79	20.34
9/12/2016 15:10	2.96	20.52
9/12/2016 15:40	2.92	20.42
9/12/2016 16:10	2.75	20.10
9/12/2016 16:40	2.75	19.98
9/12/2016 17:10	2.66	19.86
9/12/2016 17:40	2.56	19.82
9/12/2016 18:10	2.58	19.76
9/12/2016 18:40	2.55	19.70
9/12/2016 19:10	2.51	19.66
9/12/2016 19:40	2.41	19.60
9/12/2016 20:10	1.96	19.10
9/12/2016 20:40	1.31	18.28
9/12/2016 21:10	0.83	17.50
9/12/2016 21:40	0.57	16.92
9/12/2016 22:10	0.41	16.52
9/12/2016 22:40	0.39	16.26
9/12/2016 23:10	0.33	16.12
9/12/2016 23:40	0.31	16.00

2016 Dissolved Oxygen Concentrations Collected below the Deep Creek Station Tailrace

Date	DO (mg/L)	Temp (°C)
9/13/2016 0:10	0.29	15.90
9/13/2016 0:40	0.22	15.78
9/13/2016 1:10	0.20	15.64
9/13/2016 1:40	0.14	15.50
9/13/2016 2:10	0.12	15.38
9/13/2016 2:40	0.13	15.30
9/13/2016 3:10	0.13	15.28
9/13/2016 3:40	0.09	15.22
9/13/2016 4:10	0.06	15.10
9/13/2016 4:40	0.05	14.96
9/13/2016 5:10	0.05	14.84
9/13/2016 5:40	0.05	14.80
9/13/2016 6:10	0.05	14.80
9/13/2016 6:40	0.05	14.82
9/13/2016 7:10	0.05	14.82
9/13/2016 7:40	0.05	14.76
9/13/2016 8:10	0.07	14.72
9/13/2016 8:40	0.04	14.72
9/13/2016 9:10	0.06	14.82
9/13/2016 9:40	0.05	14.96
9/13/2016 10:10	5.26	14.52
9/13/2016 10:40	6.30	19.24
9/13/2016 11:10	6.25	19.36
9/13/2016 11:40	6.25	19.26
9/13/2016 12:10	6.25	19.22
9/13/2016 12:40	6.20	19.22
9/13/2016 13:10	5.71	19.40
9/13/2016 13:40	2.80	19.82
9/13/2016 14:10	2.71	20.38
9/13/2016 14:40	2.98	20.68
9/13/2016 15:10	3.05	20.70
9/13/2016 15:40	3.00	20.58
9/13/2016 16:10	2.89	20.30
9/13/2016 16:40	2.84	20.16
9/13/2016 17:10	2.82	20.04
9/13/2016 17:40	2.76	19.94
9/13/2016 18:10	2.68	19.92
9/13/2016 18:40	2.62	19.88
9/13/2016 19:10	2.57	19.84

Date	DO (mg/L)	Temp (°C)
9/13/2016 19:40	2.20	19.50
9/13/2016 20:10	1.46	18.56
9/13/2016 20:40	0.88	17.68
9/13/2016 21:10	0.59	17.04
9/13/2016 21:40	0.47	16.64
9/13/2016 22:10	0.37	16.34
9/13/2016 22:40	0.30	16.14
9/13/2016 23:10	0.26	16.02
9/13/2016 23:40	0.25	15.90
9/14/2016 0:10	0.18	15.74
9/14/2016 0:40	0.15	15.58
9/14/2016 1:10	0.13	15.44
9/14/2016 1:40	0.10	15.34
9/14/2016 2:10	0.10	15.28
9/14/2016 2:40	0.09	15.20
9/14/2016 3:10	0.08	15.12
9/14/2016 3:40	0.07	15.02
9/14/2016 4:10	0.05	14.90
9/14/2016 4:40	0.04	14.84
9/14/2016 5:10	0.02	14.80
9/14/2016 5:40	0.04	14.78
9/14/2016 6:10	0.02	14.74
9/14/2016 6:40	0.04	14.66
9/14/2016 7:10	0.04	14.60
9/14/2016 7:40	0.05	14.56
9/14/2016 8:10	0.08	14.54
9/14/2016 8:40	0.06	14.56
9/14/2016 9:10	0.06	14.56
9/14/2016 9:40	0.09	14.54
9/14/2016 10:10	5.28	14.18
9/14/2016 10:40	6.23	18.94
9/14/2016 11:10	6.19	19.10
9/14/2016 11:40	6.20	19.12
9/14/2016 12:10	6.17	19.10
9/14/2016 12:40	6.10	19.06
9/14/2016 13:10	5.64	19.08
9/14/2016 13:40	2.51	19.52
9/14/2016 14:10	2.49	20.10
9/14/2016 14:40	2.78	20.36

2016 Dissolved Oxygen Concentrations Collected below the Deep Creek Station Tailrace

Date	DO (mg/L)	Temp (°C)
9/14/2016 15:10	2.87	20.40
9/14/2016 15:40	2.84	20.28
9/14/2016 16:10	2.71	19.98
9/14/2016 16:40	2.67	19.86
9/14/2016 17:10	2.65	19.78
9/14/2016 17:40	2.63	19.74
9/14/2016 18:10	2.59	19.68
9/14/2016 18:40	2.54	19.62
9/14/2016 19:10	2.47	19.56
9/14/2016 19:40	2.27	19.42
9/14/2016 20:10	1.58	18.68
9/14/2016 20:40	0.96	17.84
9/14/2016 21:10	0.66	17.20
9/14/2016 21:40	0.46	16.80
9/14/2016 22:10	0.41	16.54
9/14/2016 22:40	0.33	16.36
9/14/2016 23:10	0.30	16.20
9/14/2016 23:40	0.23	16.06
9/15/2016 0:10	0.20	15.94
9/15/2016 0:40	0.20	15.82
9/15/2016 1:10	0.15	15.72
9/15/2016 1:40	0.14	15.60
9/15/2016 2:10	0.13	15.46
9/15/2016 2:40	0.10	15.32
9/15/2016 3:10	0.09	15.24
9/15/2016 3:40	0.08	15.16
9/15/2016 4:10	0.08	15.08
9/15/2016 4:40	0.07	15.00
9/15/2016 5:10	0.07	14.96
9/15/2016 5:40	0.07	14.92
9/15/2016 6:10	0.07	14.92
9/15/2016 6:40	0.06	14.92
9/15/2016 7:10	0.06	14.88
9/15/2016 7:40	0.15	14.86
9/15/2016 8:10	0.31	14.86
9/15/2016 8:40	0.33	14.86
9/15/2016 9:10	0.35	14.82
9/15/2016 9:40	0.42	14.78
9/15/2016 10:10	5.25	14.44

Date	DO (mg/L)	Temp (°C)
9/15/2016 10:40	6.55	19.30
9/15/2016 11:10	6.53	19.50
9/15/2016 11:40	6.52	19.48
9/15/2016 12:10	6.58	19.52
9/15/2016 12:40	6.59	19.56
9/15/2016 13:10	6.19	19.66
9/15/2016 13:40	3.61	19.92
9/15/2016 14:10	3.75	20.48
9/15/2016 14:40	4.00	20.70
9/15/2016 15:10	4.08	20.76
9/15/2016 15:40	4.11	20.60
9/15/2016 16:10	4.03	20.38
9/15/2016 16:40	4.01	20.30
9/15/2016 17:10	3.96	20.22
9/15/2016 17:40	3.91	20.16
9/15/2016 18:10	3.88	20.10
9/15/2016 18:40	3.84	20.06
9/15/2016 19:10	3.61	19.86
9/15/2016 19:40	2.71	18.94
9/15/2016 20:10	1.93	17.94
9/15/2016 20:40	1.54	17.22
9/15/2016 21:10	1.33	16.80
9/15/2016 21:40	1.17	16.50
9/15/2016 22:10	1.05	16.22
9/15/2016 22:40	0.98	16.06
9/15/2016 23:10	0.88	15.90
9/15/2016 23:40	0.87	15.78
9/16/2016 0:10	0.72	15.66
9/16/2016 0:40	0.64	15.52
9/16/2016 1:10	0.61	15.40
9/16/2016 1:40	0.53	15.28
9/16/2016 2:10	0.42	15.14
9/16/2016 2:40	0.33	15.04
9/16/2016 3:10	0.35	14.94
9/16/2016 3:40	0.28	14.86
9/16/2016 4:10	0.33	14.80
9/16/2016 4:40	0.24	14.76
9/16/2016 5:10	0.25	14.76
9/16/2016 5:40	0.24	14.74

2016 Dissolved Oxygen Concentrations Collected below the Deep Creek Station Tailrace

Date	DO (mg/L)	Temp (°C)
9/16/2016 6:10	0.30	14.74
9/16/2016 6:40	0.22	14.74
9/16/2016 7:10	0.28	14.74
9/16/2016 7:40	0.54	14.72
9/16/2016 8:10	0.99	14.70
9/16/2016 8:40	1.02	14.74
9/16/2016 9:10	1.12	14.82
9/16/2016 9:40	1.25	14.88
9/16/2016 10:10	5.24	14.56
9/16/2016 10:40	6.83	19.64
9/16/2016 11:10	6.81	19.88
9/16/2016 11:40	6.82	19.94
9/16/2016 12:10	6.84	19.96
9/16/2016 12:40	6.82	19.96
9/16/2016 13:10	6.47	20.00
9/16/2016 13:40	4.50	20.24
9/16/2016 14:10	4.82	20.70
9/16/2016 14:40	4.96	20.82
9/16/2016 15:10	4.93	20.86
9/16/2016 15:40	4.86	20.90
9/16/2016 16:10	4.78	20.70
9/16/2016 16:40	4.78	20.58
9/16/2016 17:10	4.71	20.48
9/16/2016 17:40	4.61	20.42
9/16/2016 18:10	4.63	20.36
9/16/2016 18:40	4.39	20.10
9/16/2016 19:10	3.70	19.16
9/16/2016 19:40	2.89	18.14
9/16/2016 20:10	2.41	17.46
9/16/2016 20:40	2.15	16.96
9/16/2016 21:10	1.96	16.56
9/16/2016 21:40	1.81	16.32
9/16/2016 22:10	1.70	16.08
9/16/2016 22:40	1.63	15.84
9/16/2016 23:10	1.33	15.64
9/16/2016 23:40	1.27	15.40
9/17/2016 0:10	1.18	15.28
9/17/2016 0:40	1.21	15.26
9/17/2016 1:10	1.21	15.24

Date	DO (mg/L)	Temp (°C)
9/17/2016 1:40	1.12	15.22
9/17/2016 2:10	1.14	15.16
9/17/2016 2:40	1.21	15.14
9/17/2016 3:10	1.18	15.18
9/17/2016 3:40	1.17	15.20
9/17/2016 4:10	1.12	15.18
9/17/2016 4:40	1.19	15.12
9/17/2016 5:10	1.09	15.04
9/17/2016 5:40	1.17	15.00
9/17/2016 6:10	1.12	14.96
9/17/2016 6:40	1.17	14.96
9/17/2016 7:10	1.22	14.96
9/17/2016 7:40	1.20	14.98
9/17/2016 8:10	1.36	14.96
9/17/2016 8:40	1.31	14.90
9/17/2016 9:10	1.25	14.84
9/17/2016 9:40	1.31	14.82
9/17/2016 10:10	1.34	14.84
9/17/2016 10:40	1.33	14.86
9/17/2016 11:10	1.30	14.82
9/17/2016 11:40	1.33	14.76
9/17/2016 12:10	1.67	14.76
9/17/2016 12:40	1.37	14.78
9/17/2016 13:10	1.34	14.80
9/17/2016 13:40	1.33	15.06
9/17/2016 14:10	1.41	15.18
9/17/2016 14:40	1.49	15.26
9/17/2016 15:10	1.52	15.34
9/17/2016 15:40	1.44	15.22
9/17/2016 16:10	1.38	15.06
9/17/2016 16:40	1.30	15.02
9/17/2016 17:10	1.33	14.94
9/17/2016 17:40	1.19	14.90
9/17/2016 18:10	1.20	14.82
9/17/2016 18:40	1.11	14.74
9/17/2016 19:10	1.04	14.68
9/17/2016 19:40	0.89	14.64
9/17/2016 20:10	0.91	14.60
9/17/2016 20:40	0.89	14.58

2016 Dissolved Oxygen Concentrations Collected below the Deep Creek Station Tailrace

Date	DO (mg/L)	Temp (°C)
9/17/2016 21:10	0.75	14.56
9/17/2016 21:40	0.73	14.52
9/17/2016 22:10	0.83	14.46
9/17/2016 22:40	0.78	14.40
9/17/2016 23:10	0.77	14.36
9/17/2016 23:40	0.73	14.36
9/18/2016 0:10	0.79	14.40
9/18/2016 0:40	0.63	14.42
9/18/2016 1:10	0.64	14.44
9/18/2016 1:40	0.62	14.44
9/18/2016 2:10	0.58	14.44
9/18/2016 2:40	0.54	14.44
9/18/2016 3:10	0.65	14.42
9/18/2016 3:40	0.56	14.42
9/18/2016 4:10	0.54	14.44
9/18/2016 4:40	0.45	14.52
9/18/2016 5:10	0.42	14.54
9/18/2016 5:40	0.43	14.52
9/18/2016 6:10	0.41	14.48
9/18/2016 6:40	0.46	14.50
9/18/2016 7:10	0.35	14.56
9/18/2016 7:40	0.30	14.62
9/18/2016 8:10	0.33	14.66
9/18/2016 8:40	0.39	14.68
9/18/2016 9:10	0.38	14.68
9/18/2016 9:40	0.35	14.66
9/18/2016 10:10	0.39	14.66
9/18/2016 10:40	0.47	14.64
9/18/2016 11:10	0.53	14.68
9/18/2016 11:40	0.46	14.62
9/18/2016 12:10	0.39	14.62
9/18/2016 12:40	0.41	14.72
9/18/2016 13:10	0.48	14.78
9/18/2016 13:40	0.49	14.70
9/18/2016 14:10	0.42	14.62
9/18/2016 14:40	0.32	14.60
9/18/2016 15:10	0.25	14.60
9/18/2016 15:40	0.18	14.62
9/18/2016 16:10	0.16	14.64

Date	DO (mg/L)	Temp (°C)
9/18/2016 16:40	0.14	14.68
9/18/2016 17:10	0.15	14.68
9/18/2016 17:40	0.14	14.70
9/18/2016 18:10	0.09	14.68
9/18/2016 18:40	0.02	14.68
9/18/2016 19:10	0.00	14.68
9/18/2016 19:40	-0.02	14.72
9/18/2016 20:10	-0.02	14.72
9/18/2016 20:40	-0.02	14.72
9/18/2016 21:10	-0.03	14.70
9/18/2016 21:40	-0.03	14.70
9/18/2016 22:10	-0.03	14.68
9/18/2016 22:40	-0.03	14.64
9/18/2016 23:10	-0.03	14.60
9/18/2016 23:40	-0.03	14.58
9/19/2016 0:10	-0.03	14.56
9/19/2016 0:40	-0.03	14.56
9/19/2016 1:10	-0.03	14.58
9/19/2016 1:40	-0.03	14.62
9/19/2016 2:10	-0.03	14.66
9/19/2016 2:40	-0.03	14.66
9/19/2016 3:10	-0.02	14.66
9/19/2016 3:40	-0.03	14.68
9/19/2016 4:10	-0.03	14.70
9/19/2016 4:40	-0.02	14.74
9/19/2016 5:10	-0.02	14.74
9/19/2016 5:40	-0.02	14.72
9/19/2016 6:10	-0.02	14.70
9/19/2016 6:40	-0.02	14.72
9/19/2016 7:10	-0.02	14.74
9/19/2016 7:40	-0.02	14.80
9/19/2016 8:10	-0.02	14.82
9/19/2016 8:40	-0.01	14.82
9/19/2016 9:10	-0.01	14.80
9/19/2016 9:40	-0.01	14.84
9/19/2016 10:10	5.17	14.54
9/19/2016 10:40	6.35	18.90
9/19/2016 11:10	6.29	19.06
9/19/2016 11:40	6.28	19.08

2016 Dissolved Oxygen Concentrations Collected below the Deep Creek Station Tailrace

Date	DO (mg/L)	Temp (°C)
9/19/2016 12:10	6.33	19.12
9/19/2016 12:40	6.34	19.14
9/19/2016 13:10	6.10	19.16
9/19/2016 13:40	3.65	19.52
9/19/2016 14:10	4.05	20.12
9/19/2016 14:40	4.21	20.22
9/19/2016 15:10	4.26	20.18
9/19/2016 15:40	4.25	20.04
9/19/2016 16:10	4.12	19.90
9/19/2016 16:40	4.07	19.80
9/19/2016 17:10	3.97	19.74
9/19/2016 17:40	4.08	19.70
9/19/2016 18:10	3.94	19.62
9/19/2016 18:40	3.89	19.52
9/19/2016 19:10	3.41	18.88
9/19/2016 19:40	2.74	17.96
9/19/2016 20:10	2.20	17.18
9/19/2016 20:40	1.94	16.64
9/19/2016 21:10	1.74	16.30
9/19/2016 21:40	1.58	15.96
9/19/2016 22:10	1.34	15.64
9/19/2016 22:40	1.19	15.34
9/19/2016 23:10	1.02	15.14
9/19/2016 23:40	1.03	15.04
9/20/2016 0:10	1.11	15.02
9/20/2016 0:40	0.98	14.98
9/20/2016 1:10	0.99	14.94
9/20/2016 1:40	0.97	14.92
9/20/2016 2:10	0.95	14.92
9/20/2016 2:40	1.07	14.94
9/20/2016 3:10	0.97	14.90
9/20/2016 3:40	1.18	14.82
9/20/2016 4:10	0.99	14.82
9/20/2016 4:40	1.12	14.88
9/20/2016 5:10	0.98	14.92
9/20/2016 5:40	1.02	14.86
9/20/2016 6:10	0.90	14.78
9/20/2016 6:40	0.95	14.76
9/20/2016 7:10	0.58	14.80
9/20/2016 7:40	0.06	14.86
9/20/2016 8:10	0.01	14.90
9/20/2016 8:40	-0.01	14.90
9/20/2016 9:10	-0.01	14.88
9/20/2016 9:40	0.00	14.84
9/20/2016 10:10	0.04	14.80
9/20/2016 10:40	0.02	14.80
9/20/2016 11:10	0.00	14.84
9/20/2016 11:40	0.00	14.94
9/20/2016 12:10	0.00	14.92
9/20/2016 12:40	0.02	14.90
9/20/2016 13:10	0.02	15.08
9/20/2016 13:40	0.01	15.28
9/20/2016 14:10	0.04	15.26
9/20/2016 14:40	0.02	15.24
9/20/2016 15:10	0.02	15.24
9/20/2016 15:40	0.00	15.00
9/20/2016 16:10	-0.01	14.84
9/20/2016 16:40	-0.01	14.80
9/20/2016 17:10	-0.01	14.76
9/20/2016 17:40	-0.02	14.72
9/20/2016 18:10	-0.02	14.68
9/20/2016 18:40	-0.02	14.68
9/20/2016 19:10	-0.02	14.68
9/20/2016 19:40	-0.03	14.68
9/20/2016 20:10	-0.03	14.72
9/20/2016 20:40	-0.03	14.74
9/20/2016 21:10	-0.03	14.78
9/20/2016 21:40	-0.03	14.78
9/20/2016 22:10	-0.03	14.74
9/20/2016 22:40	-0.03	14.70
9/20/2016 23:10	-0.03	14.72
9/20/2016 23:40	-0.03	14.72
9/21/2016 0:10	-0.03	14.70
9/21/2016 0:40	-0.03	14.66
9/21/2016 1:10	-0.03	14.66
9/21/2016 1:40	-0.03	14.66
9/21/2016 2:10	-0.03	14.68
9/21/2016 2:40	-0.03	14.66

2016 Dissolved Oxygen Concentrations Collected below the Deep Creek Station Tailrace

Date	DO (mg/L)	Temp (°C)
9/21/2016 3:10	-0.03	14.62
9/21/2016 3:40	-0.03	14.62
9/21/2016 4:10	-0.03	14.68
9/21/2016 4:40	-0.03	14.72
9/21/2016 5:10	-0.03	14.74
9/21/2016 5:40	-0.03	14.72
9/21/2016 6:10	-0.03	14.70
9/21/2016 6:40	-0.03	14.68
9/21/2016 7:10	-0.03	14.70
9/21/2016 7:40	-0.03	14.70
9/21/2016 8:10	-0.03	14.68
9/21/2016 8:40	-0.03	14.64
9/21/2016 9:10	-0.03	14.60
9/21/2016 9:40	-0.03	14.58
9/21/2016 10:10	-0.03	14.58
9/21/2016 10:40	-0.03	14.62
9/21/2016 11:10	-0.03	14.70
9/21/2016 11:40	-0.03	14.76
9/21/2016 12:10	-0.02	14.38
9/21/2016 12:40	-0.03	14.44
9/21/2016 13:10	-0.03	15.40
9/21/2016 13:40	-0.02	15.76
9/21/2016 14:10	-0.01	16.28
9/21/2016 14:40	-0.01	16.22
9/21/2016 15:10	-0.01	15.78
9/21/2016 15:40	0.01	15.24
9/21/2016 16:10	-0.03	14.96
9/21/2016 16:40	-0.03	14.88
9/21/2016 17:10	-0.03	14.84
9/21/2016 17:40	-0.03	14.86
9/21/2016 18:10	-0.03	14.88
9/21/2016 18:40	-0.03	14.88
9/21/2016 19:10	-0.03	14.94
9/21/2016 19:40	-0.03	15.14
9/21/2016 20:10	-0.03	15.38
9/21/2016 20:40	-0.03	15.46
9/21/2016 21:10	-0.03	15.38
9/21/2016 21:40	-0.03	15.28
9/21/2016 22:10	-0.03	15.18
9/21/2016 22:40	-0.03	15.10
9/21/2016 23:10	-0.03	15.06
9/21/2016 23:40	-0.03	15.02
9/22/2016 0:10	-0.03	14.96
9/22/2016 0:40	-0.03	14.88
9/22/2016 1:10	-0.03	14.82
9/22/2016 1:40	-0.03	14.78
9/22/2016 2:10	-0.03	14.76
9/22/2016 2:40	-0.03	14.72
9/22/2016 3:10	-0.03	14.74
9/22/2016 3:40	-0.03	14.78
9/22/2016 4:10	-0.03	14.82
9/22/2016 4:40	-0.03	14.80
9/22/2016 5:10	-0.03	14.74
9/22/2016 5:40	-0.03	14.62
9/22/2016 6:10	-0.03	14.52
9/22/2016 6:40	-0.03	14.46
9/22/2016 7:10	-0.03	14.46
9/22/2016 7:40	-0.03	14.48
9/22/2016 8:10	-0.03	14.44
9/22/2016 8:40	-0.03	14.36
9/22/2016 9:10	-0.03	14.32
9/22/2016 9:40	-0.03	14.38
9/22/2016 10:10	-0.03	14.48
9/22/2016 10:40	-0.03	14.60
9/22/2016 11:10	-0.03	14.68
9/22/2016 11:40	-0.03	14.76
9/22/2016 12:10	-0.03	14.76
9/22/2016 12:40	-0.03	14.80
9/22/2016 13:10	-0.03	15.20
9/22/2016 13:40	-0.03	15.40
9/22/2016 14:10	-0.03	15.48
9/22/2016 14:40	-0.03	15.56
9/22/2016 15:10	-0.02	15.60
9/22/2016 15:40	-0.03	15.28
9/22/2016 16:10	-0.03	15.08
9/22/2016 16:40	-0.03	14.96
9/22/2016 17:10	-0.03	14.92
9/22/2016 17:40	-0.03	14.90

2016 Dissolved Oxygen Concentrations Collected below the Deep Creek Station Tailrace

Date	DO (mg/L)	Temp (°C)
9/22/2016 18:10	-0.03	14.86
9/22/2016 18:40	-0.03	14.82
9/22/2016 19:10	-0.03	14.76
9/22/2016 19:40	-0.03	14.70
9/22/2016 20:10	-0.03	14.64
9/22/2016 20:40	-0.03	14.58
9/22/2016 21:10	-0.03	14.54
9/22/2016 21:40	-0.03	14.54
9/22/2016 22:10	-0.03	14.54
9/22/2016 22:40	-0.03	14.54
9/22/2016 23:10	-0.03	14.52
9/22/2016 23:40	-0.03	14.50
9/23/2016 0:10	-0.03	14.48
9/23/2016 0:40	-0.03	14.46
9/23/2016 1:10	-0.03	14.44
9/23/2016 1:40	-0.03	14.46
9/23/2016 2:10	-0.03	14.50
9/23/2016 2:40	-0.03	14.56
9/23/2016 3:10	-0.03	14.62
9/23/2016 3:40	-0.03	14.66
9/23/2016 4:10	-0.03	14.66
9/23/2016 4:40	-0.03	14.64
9/23/2016 5:10	-0.03	14.60
9/23/2016 5:40	-0.03	14.60
9/23/2016 6:10	-0.03	14.66
9/23/2016 6:40	-0.03	14.74
9/23/2016 7:10	-0.03	14.78
9/23/2016 7:40	-0.03	14.74
9/23/2016 8:10	-0.03	14.68
9/23/2016 8:40	-0.03	14.64
9/23/2016 9:10	-0.03	14.60
9/23/2016 9:40	-0.03	14.54
9/23/2016 10:10	5.45	14.04
9/23/2016 10:40	6.38	19.08
9/23/2016 11:10	6.28	19.24
9/23/2016 11:40	6.28	19.22
9/23/2016 12:10	6.29	19.28
9/23/2016 12:40	6.29	19.26
9/23/2016 13:10	5.76	19.34

Date	DO (mg/L)	Temp (°C)
9/23/2016 13:40	3.00	19.74
9/23/2016 14:10	3.10	20.30
9/23/2016 14:40	3.40	20.46
9/23/2016 15:10	3.41	20.42
9/23/2016 15:40	3.37	20.18
9/23/2016 16:10	3.29	20.04
9/23/2016 16:40	3.30	19.96
9/23/2016 17:10	3.23	19.90
9/23/2016 17:40	3.20	19.84
9/23/2016 18:10	3.12	19.80
9/23/2016 18:40	3.14	19.74
9/23/2016 19:10	3.03	19.62
9/23/2016 19:40	2.52	18.94
9/23/2016 20:10	1.69	18.00
9/23/2016 20:40	1.07	17.24
9/23/2016 21:10	0.74	16.74
9/23/2016 21:40	0.58	16.36
9/23/2016 22:10	0.54	16.10
9/23/2016 22:40	0.46	15.92
9/23/2016 23:10	0.38	15.78
9/23/2016 23:40	0.25	15.68
9/24/2016 0:10	0.25	15.58
9/24/2016 0:40	0.21	15.46
9/24/2016 1:10	0.16	15.32
9/24/2016 1:40	0.10	15.14
9/24/2016 2:10	0.08	14.96
9/24/2016 2:40	0.07	14.84
9/24/2016 3:10	0.06	14.76
9/24/2016 3:40	0.07	14.74
9/24/2016 4:10	0.07	14.74
9/24/2016 4:40	0.06	14.74
9/24/2016 5:10	0.04	14.78
9/24/2016 5:40	0.04	14.78
9/24/2016 6:10	0.04	14.74
9/24/2016 6:40	0.02	14.70
9/24/2016 7:10	0.00	14.66
9/24/2016 7:40	0.01	14.62
9/24/2016 8:10	0.01	14.58
9/24/2016 8:40	0.01	14.58

2016 Dissolved Oxygen Concentrations Collected below the Deep Creek Station Tailrace

Date	DO (mg/L)	Temp (°C)
9/24/2016 9:10	0.02	14.62
9/24/2016 9:40	0.06	14.62
9/24/2016 10:10	0.71	14.54
9/24/2016 10:40	1.41	14.50
9/24/2016 11:10	1.62	14.58
9/24/2016 11:40	1.52	14.66
9/24/2016 12:10	1.57	14.76
9/24/2016 12:40	1.55	14.74
9/24/2016 13:10	1.59	14.76
9/24/2016 13:40	1.63	14.76
9/24/2016 14:10	1.58	14.72
9/24/2016 14:40	1.57	14.74
9/24/2016 15:10	1.54	14.72
9/24/2016 15:40	1.43	14.70
9/24/2016 16:10	1.36	14.76
9/24/2016 16:40	1.45	14.80
9/24/2016 17:10	1.52	14.84
9/24/2016 17:40	1.50	14.88
9/24/2016 18:10	1.41	14.86
9/24/2016 18:40	1.38	14.82
9/24/2016 19:10	1.34	14.76
9/24/2016 19:40	1.37	14.76
9/24/2016 20:10	1.22	14.76
9/24/2016 20:40	1.09	14.74
9/24/2016 21:10	1.17	14.76
9/24/2016 21:40	1.09	14.80
9/24/2016 22:10	1.07	14.78
9/24/2016 22:40	0.98	14.78
9/24/2016 23:10	1.05	14.80
9/24/2016 23:40	1.02	14.86
9/25/2016 0:10	0.95	14.88
9/25/2016 0:40	1.01	14.88
9/25/2016 1:10	0.94	14.90
9/25/2016 1:40	0.86	14.92
9/25/2016 2:10	0.86	14.98
9/25/2016 2:40	0.90	15.02
9/25/2016 3:10	0.83	15.02
9/25/2016 3:40	0.82	14.98
9/25/2016 4:10	0.78	14.92

Date	DO (mg/L)	Temp (°C)
9/25/2016 4:40	0.77	14.90
9/25/2016 5:10	0.73	14.90
9/25/2016 5:40	0.67	14.90
9/25/2016 6:10	0.71	14.86
9/25/2016 6:40	0.79	14.76
9/25/2016 7:10	0.82	14.66
9/25/2016 7:40	0.93	14.58
9/25/2016 8:10	0.98	14.48
9/25/2016 8:40	0.97	14.38
9/25/2016 9:10	0.94	14.32
9/25/2016 9:40	0.89	14.28
9/25/2016 10:10	0.81	14.30
9/25/2016 10:40	0.80	14.34
9/25/2016 11:10	0.82	14.40
9/25/2016 11:40	0.85	14.44
9/25/2016 12:10	0.87	14.48
9/25/2016 12:40	0.85	14.58
9/25/2016 13:10	0.79	14.86
9/25/2016 13:40	0.85	15.04
9/25/2016 14:10	0.93	15.12
9/25/2016 14:40	0.96	15.18
9/25/2016 15:10	1.01	15.14
9/25/2016 15:40	1.14	14.92
9/25/2016 16:10	1.15	14.82
9/25/2016 16:40	1.03	14.78
9/25/2016 17:10	0.90	14.76
9/25/2016 17:40	0.83	14.76
9/25/2016 18:10	0.77	14.76
9/25/2016 18:40	0.72	14.80
9/25/2016 19:10	0.71	14.82
9/25/2016 19:40	0.67	14.82
9/25/2016 20:10	0.64	14.80
9/25/2016 20:40	0.59	14.80
9/25/2016 21:10	0.57	14.78
9/25/2016 21:40	0.55	14.78
9/25/2016 22:10	0.51	14.82
9/25/2016 22:40	0.54	14.82
9/25/2016 23:10	0.57	14.80
9/25/2016 23:40	0.58	14.80

2016 Dissolved Oxygen Concentrations Collected below the Deep Creek Station Tailrace

Date	DO (mg/L)	Temp (°C)
9/26/2016 0:10	0.57	14.82
9/26/2016 0:40	0.59	14.80
9/26/2016 1:10	0.62	14.76
9/26/2016 1:40	0.61	14.76
9/26/2016 2:10	0.59	14.78
9/26/2016 2:40	0.57	14.80
9/26/2016 3:10	0.56	14.78
9/26/2016 3:40	0.56	14.76
9/26/2016 4:10	0.56	14.76
9/26/2016 4:40	0.56	14.80
9/26/2016 5:10	0.59	14.78
9/26/2016 5:40	0.64	14.72
9/26/2016 6:10	0.67	14.66
9/26/2016 6:40	0.67	14.66
9/26/2016 7:10	0.65	14.66
9/26/2016 7:40	0.62	14.64
9/26/2016 8:10	0.62	14.56
9/26/2016 8:40	0.63	14.54
9/26/2016 9:10	0.67	14.58
9/26/2016 9:40	0.77	14.64
9/26/2016 10:10	5.24	14.58
9/26/2016 10:40	6.65	19.42
9/26/2016 11:10	6.60	19.64
9/26/2016 11:40	6.58	19.62
9/26/2016 12:10	6.55	19.60
9/26/2016 12:40	6.55	19.58
9/26/2016 13:10	6.30	19.62
9/26/2016 13:40	4.61	19.92
9/26/2016 14:10	5.22	20.18
9/26/2016 14:40	5.46	20.40
9/26/2016 15:10	5.57	20.40
9/26/2016 15:40	5.49	20.22
9/26/2016 16:10	5.40	20.08
9/26/2016 16:40	5.45	20.04
9/26/2016 17:10	5.46	20.00
9/26/2016 17:40	5.36	19.90
9/26/2016 18:10	5.04	19.16
9/26/2016 18:40	4.48	18.14
9/26/2016 19:10	3.88	17.18
9/26/2016 19:40	3.33	16.36
9/26/2016 20:10	3.03	15.88
9/26/2016 20:40	2.87	15.56
9/26/2016 21:10	2.79	15.40
9/26/2016 21:40	2.64	15.26
9/26/2016 22:10	2.76	15.16
9/26/2016 22:40	2.68	15.10
9/26/2016 23:10	2.74	15.06
9/26/2016 23:40	2.62	15.00
9/27/2016 0:10	2.55	14.96
9/27/2016 0:40	2.63	14.90
9/27/2016 1:10	2.64	14.88
9/27/2016 1:40	2.59	14.88
9/27/2016 2:10	2.54	14.84
9/27/2016 2:40	2.44	14.80
9/27/2016 3:10	2.46	14.78
9/27/2016 3:40	2.58	14.80
9/27/2016 4:10	2.39	14.72
9/27/2016 4:40	2.41	14.62
9/27/2016 5:10	2.36	14.52
9/27/2016 5:40	2.18	14.46
9/27/2016 6:10	2.16	14.46
9/27/2016 6:40	2.19	14.54
9/27/2016 7:10	2.33	14.66
9/27/2016 7:40	2.12	14.74
9/27/2016 8:10	2.28	14.78
9/27/2016 8:40	2.14	14.76
9/27/2016 9:10	2.16	14.74
9/27/2016 9:40	2.25	14.74
9/27/2016 10:10	2.26	14.72
9/27/2016 10:40	2.60	14.72
9/27/2016 11:10	2.56	14.74
9/27/2016 11:40	2.66	14.86
9/27/2016 12:10	2.55	14.84
9/27/2016 12:40	2.65	14.88
9/27/2016 13:10	2.62	15.04
9/27/2016 13:40	2.58	15.12
9/27/2016 14:10	2.57	15.08
9/27/2016 14:40	2.66	15.04

2016 Dissolved Oxygen Concentrations Collected below the Deep Creek Station Tailrace

Date	DO (mg/L)	Temp (°C)
9/27/2016 15:10	2.74	14.96
9/27/2016 15:40	2.66	14.70
9/27/2016 16:10	2.42	14.56
9/27/2016 16:40	2.38	14.50
9/27/2016 17:10	2.32	14.48
9/27/2016 17:40	2.20	14.48
9/27/2016 18:10	2.19	14.52
9/27/2016 18:40	2.12	14.56
9/27/2016 19:10	2.11	14.58
9/27/2016 19:40	2.03	14.56
9/27/2016 20:10	1.87	14.54
9/27/2016 20:40	1.91	14.54
9/27/2016 21:10	1.88	14.52
9/27/2016 21:40	1.76	14.52
9/27/2016 22:10	1.76	14.50
9/27/2016 22:40	1.84	14.50
9/27/2016 23:10	1.82	14.46
9/27/2016 23:40	1.79	14.44
9/28/2016 0:10	1.91	14.44
9/28/2016 0:40	1.95	14.48
9/28/2016 1:10	1.96	14.50
9/28/2016 1:40	1.95	14.52
9/28/2016 2:10	1.94	14.58
9/28/2016 2:40	1.87	14.64
9/28/2016 3:10	1.88	14.66
9/28/2016 3:40	1.91	14.66
9/28/2016 4:10	1.85	14.68
9/28/2016 4:40	1.83	14.70
9/28/2016 5:10	1.87	14.76
9/28/2016 5:40	1.87	14.84
9/28/2016 6:10	1.87	14.92
9/28/2016 6:40	1.86	14.98
9/28/2016 7:10	1.91	15.00
9/28/2016 7:40	1.84	15.02
9/28/2016 8:10	1.88	15.06
9/28/2016 8:40	1.88	15.08
9/28/2016 9:10	1.84	15.10
9/28/2016 9:40	1.83	15.16
9/28/2016 10:10	1.82	15.18

Date	DO (mg/L)	Temp (°C)
9/28/2016 10:40	1.83	15.22
9/28/2016 11:10	1.93	15.18
9/28/2016 11:40	1.95	15.14
9/28/2016 12:10	1.96	15.14
9/28/2016 12:40	1.98	15.14
9/28/2016 13:10	2.00	15.14
9/28/2016 13:40	2.02	15.10
9/28/2016 14:10	2.00	15.10
9/28/2016 14:40	1.95	15.08
9/28/2016 15:10	1.95	15.00
9/28/2016 15:40	1.92	14.96
9/28/2016 16:10	1.85	14.94
9/28/2016 16:40	1.79	14.96
9/28/2016 17:10	1.74	15.00
9/28/2016 17:40	1.70	15.00
9/28/2016 18:10	1.68	15.04
9/28/2016 18:40	1.61	15.08
9/28/2016 19:10	1.59	15.12
9/28/2016 19:40	1.58	15.12
9/28/2016 20:10	1.62	15.12
9/28/2016 20:40	1.65	15.14
9/28/2016 21:10	1.61	15.14
9/28/2016 21:40	1.58	15.14
9/28/2016 22:10	1.55	15.12
9/28/2016 22:40	1.53	15.12
9/28/2016 23:10	1.52	15.10
9/28/2016 23:40	1.50	15.10
9/29/2016 0:10	1.46	15.12
9/29/2016 0:40	1.46	15.16
9/29/2016 1:10	1.49	15.22
9/29/2016 1:40	1.45	15.26
9/29/2016 2:10	1.49	15.28
9/29/2016 2:40	1.55	15.30
9/29/2016 3:10	1.55	15.34
9/29/2016 3:40	1.47	15.36
9/29/2016 4:10	1.41	15.36
9/29/2016 4:40	1.36	15.36
9/29/2016 5:10	1.33	15.34
9/29/2016 5:40	1.33	15.30

2016 Dissolved Oxygen Concentrations Collected below the Deep Creek Station Tailrace

Date	DO (mg/L)	Temp (°C)
9/29/2016 6:10	1.29	15.24
9/29/2016 6:40	1.23	15.22
9/29/2016 7:10	1.25	15.20
9/29/2016 7:40	1.28	15.22
9/29/2016 8:10	1.36	15.22
9/29/2016 8:40	1.50	15.24
9/29/2016 9:10	1.60	15.24
9/29/2016 9:40	1.70	15.28
9/29/2016 10:10	1.78	15.26
9/29/2016 10:40	1.93	15.20
9/29/2016 11:10	2.07	15.16
9/29/2016 11:40	2.09	15.10
9/29/2016 12:10	2.11	15.10
9/29/2016 12:40	2.08	15.14
9/29/2016 13:10	2.12	15.14
9/29/2016 13:40	2.14	15.20
9/29/2016 14:10	2.16	15.20
9/29/2016 14:40	2.16	15.22
9/29/2016 15:10	2.14	15.18
9/29/2016 15:40	2.03	15.12
9/29/2016 16:10	2.03	15.12
9/29/2016 16:40	2.01	15.16
9/29/2016 17:10	1.96	15.20
9/29/2016 17:40	1.92	15.22
9/29/2016 18:10	1.88	15.24
9/29/2016 18:40	1.83	15.24
9/29/2016 19:10	1.79	15.24
9/29/2016 19:40	1.71	15.26
9/29/2016 20:10	1.63	15.26
9/29/2016 20:40	1.60	15.30
9/29/2016 21:10	1.55	15.32
9/29/2016 21:40	1.52	15.36
9/29/2016 22:10	1.51	15.46
9/29/2016 22:40	1.54	15.58
9/29/2016 23:10	1.61	15.74
9/29/2016 23:40	1.96	15.88
9/30/2016 0:10	2.49	15.98
9/30/2016 0:40	2.78	16.02
9/30/2016 1:10	2.82	16.08

Date	DO (mg/L)	Temp (°C)
9/30/2016 1:40	2.83	16.20
9/30/2016 2:10	2.86	16.30
9/30/2016 2:40	2.95	16.40
9/30/2016 3:10	3.07	16.52
9/30/2016 3:40	3.19	16.56
9/30/2016 4:10	3.19	16.56
9/30/2016 4:40	3.18	16.54
9/30/2016 5:10	3.15	16.52
9/30/2016 5:40	3.12	16.54
9/30/2016 6:10	3.13	16.62
9/30/2016 6:40	3.18	16.72
9/30/2016 7:10	3.15	16.86
9/30/2016 7:40	3.03	17.04
9/30/2016 8:10	2.82	17.14
9/30/2016 8:40	2.51	17.22
9/30/2016 9:10	2.16	17.30
9/30/2016 9:40	1.83	17.34
9/30/2016 10:10	6.36	16.58
9/30/2016 10:40	8.03	19.60
9/30/2016 11:10	7.97	19.66
9/30/2016 11:40	8.00	19.68
9/30/2016 12:10	8.02	19.70
9/30/2016 12:40	7.98	19.70
9/30/2016 13:10	7.81	19.68
9/30/2016 13:40	6.27	19.80
9/30/2016 14:10	5.82	20.14
9/30/2016 14:40	5.76	20.22
9/30/2016 15:10	5.70	20.20
9/30/2016 15:40	5.63	20.18
9/30/2016 16:10	5.69	20.12
9/30/2016 16:40	5.65	20.10
9/30/2016 17:10	5.69	20.08
9/30/2016 17:40	5.84	20.04
9/30/2016 18:10	5.71	20.02
9/30/2016 18:40	5.71	19.98
9/30/2016 19:10	5.64	19.94
9/30/2016 19:40	5.64	19.78
9/30/2016 20:10	4.78	19.10
9/30/2016 20:40	3.75	18.38

2016 Dissolved Oxygen Concentrations Collected below the Deep Creek Station Tailrace

Date	DO (mg/L)	Temp (°C)
9/30/2016 21:10	2.95	17.88
9/30/2016 21:40	2.49	17.62
9/30/2016 22:10	2.28	17.50

Date	DO (mg/L)	Temp (°C)
9/30/2016 22:40	2.22	17.40
9/30/2016 23:10	2.12	17.32
9/30/2016 23:40	1.95	17.24

APPENDIX E

- Zebra Mussel Monitoring Logs

Brookfield Renewable Power

Deep Creek Lake, MD Zebra Mussel Monitoring Report

Brookfield Renewable Power
14 River View Terrace
Oakland, MD 21550
Phone: 301-387-6616
Fax: 301-387-5809



Zebra mussel showing bysall threads.

Collector's Name Sean Fredlock

Year 2016

Month 4

Day 15

Hour 14:00

Water Temperature º F 50

How many days was the sampler exposed to the water prior to collecting this data? 30

Are zebra mussels present at the site? X NO) (_____ YES) **If yes comment below and notify the Superintendant and Maryland Department of Natural Resources immediately.**

Other oraganisms observed on the sampler? NO

Comments

Brookfield Renewable Power

Deep Creek Lake, MD Zebra Mussel Monitoring Report

Brookfield Renewable Power
14 River View Terrace
Oakland, MD 21550
Phone: 301-387-6616
Fax: 301-387-5809



Zebra mussel showing bysall threads.

Collector's Name Sean Fredlock

Year 2016

Month 5

Day 6

Hour 10:00

Water Temperature º F 53

How many days was the sampler exposed to the water prior to collecting this data? 16

Are zebra mussels present at the site? X NO) (_____ YES) **If yes comment below and notify the Superintendant and Maryland Department of Natural Resources immediately.**

Other oraganisms observed on the sampler? NO

Comments

Brookfield Renewable Power

Deep Creek Lake, MD Zebra Mussel Monitoring Report

Brookfield Renewable Power
14 River View Terrace
Oakland, MD 21550
Phone: 301-387-6616
Fax: 301-387-5809



Zebra mussel showing bysall threads.

Collector's Name Sean Fredlock

Year 2016

Month 6

Day 7

Hour 10:00

Water Temperature º F 60

How many days was the sampler exposed to the water prior to collecting this data? 27

Are zebra mussels present at the site? X NO) (_____ YES) **If yes comment below and notify the Superintendant and Maryland Department of Natural Resources immediately.**

Other oraganisms observed on the sampler? NO

Comments

Brookfield Renewable Power

Deep Creek Lake, MD Zebra Mussel Monitoring Report

Brookfield Renewable Power
14 River View Terrace
Oakland, MD 21550
Phone: 301-387-6616
Fax: 301-387-5809



Zebra mussel showing bysall threads.

Collector's Name Mike Stemple

Year 2016

Month 7

Day 7

Hour 11:30

Water Temperature º F 72

How many days was the sampler exposed to the water prior to collecting this data? 30

Are zebra mussels present at the site? X NO) (YES) **If yes comment below and notify the Superintendant and Maryland Department of Natural Resources immediately.**

Other oraganisms observed on the sampler? NO

Comments

Brookfield Renewable Power

Deep Creek Lake, MD Zebra Mussel Monitoring Report

Brookfield Renewable Power
14 River View Terrace
Oakland, MD 21550
Phone: 301-387-6616
Fax: 301-387-5809



Zebra mussel showing bysall threads.

Collector's Name Mike Stemple

Year 2016

Month 8

Day 16

Hour 10:30

Water Temperature º F 78

How many days was the sampler exposed to the water prior to collecting this data? 40

Are zebra mussels present at the site? X NO) (_____ YES) **If yes comment below and notify the Superintendant and Maryland Department of Natural Resources immediately.**

Other oraganisms observed on the sampler? NO

Comments

Brookfield Renewable Power

Deep Creek Lake, MD Zebra Mussel Monitoring Report

Brookfield Renewable Power
14 River View Terrace
Oakland, MD 21550
Phone: 301-387-6616
Fax: 301-387-5809



Zebra mussel showing bysall threads.

Collector's Name Sean Frdlock

Year 2016

Month 9

Day 14

Hour 11:00

Water Temperature º F 70

How many days was the sampler exposed to the water prior to collecting this data? 27

Are zebra mussels present at the site? X NO) (YES) **If yes comment below and notify the Superintendant and Maryland Department of Natural Resources immediately.**

Other oraganisms observed on the sampler? NO

Comments

Brookfield Renewable Power

Deep Creek Lake, MD Zebra Mussel Monitoring Report

Brookfield Renewable Power
14 River View Terrace
Oakland, MD 21550
Phone: 301-387-6616
Fax: 301-387-5809



Zebra mussel showing bysall threads.

Collector's Name Sean Fredlock

Year 2016

Month 10

Day 10

Hour 10:00

Water Temperature º F 68

How many days was the sampler exposed to the water prior to collecting this data? 22

Are zebra mussels present at the site? X NO) (YES) **If yes comment below and notify the Superintendant and Maryland Department of Natural Resources immediately.**

Other oraganisms observed on the sampler? NO

Comments