


# Facts About...

## Disposal of Non-Refillable Balloon Helium Tanks




**WARNING:** Failure to follow these instructions for safe disposal of non-refillable balloon helium tanks can result in an immediate release of gaseous helium resulting in personal injury, property damage or both.

Please do not attempt to refill non-refillable helium tanks with any substance. Read all tank warnings for more information.

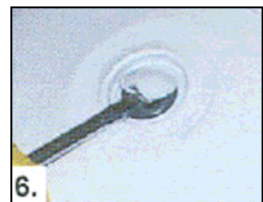



1. Only attempt disposal of the helium tank when it is empty.
2. Take the tank to a well-ventilated area. Fully open the valve handle by turning it counter-clockwise. Press and hold down on the tilt-nozzle (see photo 2) until the tank is empty. Listen and feel for pressure discharging from the tilt-nozzle. The tank is empty when no sound is heard or pressure is felt.
3. Unscrew and remove the tilt-nozzle (see photo 3) either by hand or with the help of a 3/4 inch wrench.
4. Take the tank to a steel recycling center or place with curbside recycling pickup. However, please note that recycling programs for this product may not exist in your area.



**If your local steel recycling center or curbside recycling will not accept the empty tank, please continue with these additional instructions.**

5. Place the tip of a flat-headed screwdriver on the inside serration of the rupture disc located on the shoulder of the tank (see photo 5).
6. With a hammer or mallet, LIGHTLY tap the handle of the screwdriver to pierce the rupture disc open (see photo 6).
7. Carefully, completely open the rupture disc. With a permanent magic marker, draw a large circle around the open rupture disc and write the word "EMPTY" on the tank (see photo 7).
8. Once the rupture disc is open, the tank can be recycled with other steel recyclables at your local steel recycling center or Solid Waste Authority (SWA). The phone number for your local SWA can be found in the blue government section of your white pages.



**If your local Solid Waste Authority will not accept the  
punctured tank, dispose of the punctured tank in your trash.**

*MDE would like to thank the Worthington Cylinder Corporation, Inc; 200 Old Wilson Bridge Rd,  
Columbus, OH 43085 Toll Free: 877-324-4091 and [www.BalloonTime.com](http://www.BalloonTime.com) for use of their material*

