

**COUNTY COUNCIL OF PRINCE GEORGE'S COUNTY, MARYLAND**  
**2016 Legislative Session**

Resolution No. CR-64-2016

Proposed by The Chairman (by request – County Executive)

Introduced by Council Members Davis, Turner and Taveras

Co-Sponsors \_\_\_\_\_

Date of Introduction September 13, 2016

**RESOLUTION**

1 A RESOLUTION concerning  
2 Prince George’s County’s Watershed Protection and Restoration Financial Assurance Plan (FAP)  
3 For the purpose of approving the Prince George’s County Financial Assurance Plan

4 WHEREAS, the Prince George’s County’s FAP is a plan required by the State of Maryland  
5 (State) to indicate how stormwater runoff will be treated and paid for over the next five (5) years  
6 and will provide the financial roadmap for complying with the Environmental Protection  
7 Agency’s (EPA’s) total maximum daily load (TMDL) requirements, also known as the  
8 “pollution diet” for Chesapeake Bay; and

9 WHEREAS, in May 2015, pursuant to Senate Bill 863 there were revisions to the storm  
10 water management program, which eliminated the mandatory stormwater remediation fees and  
11 required the development of the financial assurance plans from the State’s ten (10) largest urban  
12 jurisdictions; and

13 WHEREAS, FAP ensures that each National Pollutant Discharge Elimination System  
14 (NPDES) Phase I Municipal Separate Storm Sewer System (MS4) jurisdictions will have  
15 adequate funding to meet their Phase I MS4 permit requirement for impervious surfaces  
16 restoration; and

17 WHEREAS, Section 4-202.1 of the Environment Article of the Annotated Code of  
18 Maryland provides every two (2) years thereafter on the anniversary of the date of issuance of its  
19 National Pollutant Discharge Elimination System (NPDES) Phase I Municipal Separate Storm  
20 Sewer System (MS4) Permit, a county shall file with the Maryland Department of the  
21 Environment (MDE) a financial assurance plan; and

22 WHEREAS, FAP must detail the following: (1) all actions required to meet MS4 permit

1 requirements; (2) annual and projected 5-year costs necessary to meet the “impervious surface  
2 restoration plan” (ISRP) requirement, more commonly known as the 20% restoration  
3 requirement in current permits; (3) annual and projected 5-year revenues that will be used toward  
4 meeting the 20% restoration requirement; (4) any and all sources of funds used toward meeting  
5 MS4 permit requirements; (5) all specific actions and expenditures undertaken in the previous  
6 fiscal years to meet the 20% restoration requirement; and

7 WHEREAS, Prince George’s County is required to submit the information contained in the  
8 FAP utilizing templates provided by MDE; and

9 WHEREAS, the Prince George’s County Department of the Environment (DOE) completed  
10 the FAP using the recommended FY 2017 operating budget and the recommended  
11 FY 2017-FY 2022 CIP budget; and

12 WHEREAS, the Prince George's County FAP is set forth as “Exhibits A, A-1, A-2 and A-  
13 3” (Exhibit A) attached hereto and made part hereof; and

14 WHEREAS, the local governing body has demonstrated sufficient funding and approves of  
15 the FAP, as set forth in the joint letter from the County Executive and the County, “Exhibit B”  
16 attached hereto and made part hereof; and

17 WHEREAS, the MDE will determine whether the FAP demonstrates sufficient funding  
18 within ninety (90) days after Prince George’s County files with MDE; and

19 WHEREAS, pursuant to State law, FAP must demonstrate that Prince George's County has  
20 dedicated revenues, funds, or sources of funds to meet 75% of the projected costs of compliance  
21 with the impervious surface restoration requirements under its permit for the two (2) year period  
22 immediately following the filing date of the plan; and

23 WHEREAS, pursuant to Section 4-202.1(j) (4) (iii) of the Environment Article of the  
24 Annotated Code of Maryland the filing of a second or subsequent FAP, the funding must  
25 demonstrate Prince George's County has dedicated revenues, funds, or sources of funds to meet  
26 100% of the projected costs of compliance with the impervious surface restoration requirements  
27 under its permit for the two (2) year immediately following the filing date of the plan; and

28 WHEREAS, the Prince George’s County 2016 FAP demonstrates Prince George’s County  
29 has dedicated revenues, funds, or sources of funds or sources of funds to achieve 75% of the  
30 projected cost of compliance for the two (2) year period immediately following the filing date of  
31 the FAP to fulfill the requirements of Prince George’s County’s National Pollutant Discharge

1 Elimination System Phase I Municipal Separate Storm Sewer System Permit; and


2 WHEREAS, pursuant to Section 4-202.1 (j)(3) of the Environment Article of the Annotated  
3 Code of Maryland, a county or municipality may not file a financial assurance plan until the  
4 local governing body of the county or municipality (1) holds a public hearing on the financial  
5 assurance plan; and (2) approves the financial assurance plan; and

6 NOW, THEREFORE, BE IT RESOLVED by the County Council of Prince George's  
7 County, Maryland, that the Prince George's County's Watershed Protection and Restoration  
8 Financial Assurance Plan is approved as reflected and described in Exhibits A and B.

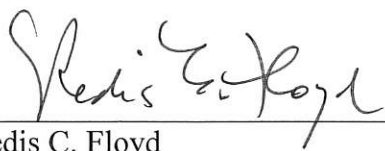
9 BE IT FURTHER RESOLVED that upon adoption of this Resolution, it shall be  
10 transmitted to the County Executive by the Clerk of the Council to submit the Prince George's  
11 County's Watershed Protection and Restoration Financial Assurance Plan to the Maryland  
12 Department of the Environment.

Adopted this 1<sup>st</sup> day of November, 2016.

COUNTY COUNCIL OF PRINCE  
GEORGE'S COUNTY, MARYLAND


BY:   
Derrick Leon Davis  
Chairman

ATTEST:

  
Redis C. Floyd  
Clerk of the Council

APPROVED:

DATE: 11-10-2016

BY:   
Rushern L. Baker, III  
County Executive





Rushern L. Baker, III  
County Executive

THE PRINCE GEORGE'S COUNTY GOVERNMENT  
Department of the Environment

June 30, 2016



Adam Ortiz  
Director

Ms. Lynn Y. Buhl, Director  
Maryland Department of the Environment  
Water Management Administration  
1800 Washington Boulevard  
Baltimore, Maryland 21230

Dear Ms. Buhl:

Prince George's County, Maryland is pleased to submit its Draft Financial Assurance Plan (FAP) in accordance with Senate Bill 0863, Article 4-202.1(j)(2). The draft status will remain in effect until its approval from the Prince George's County Council. County Council will have an opportunity to review the draft FAP plan after their summer recess in September. At such time, a public hearing should be held for a final approval.

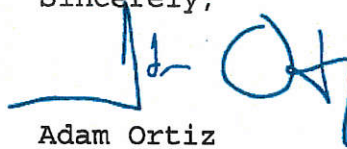
This report constitutes the Prince George's County's financial assurance plan for the current NPDES permit term, identifying:

1. Actions that will be required by the County to meet the requirements of its National Pollutant Discharge Elimination System (NPDES) Phase 1 Municipal Separate Storm Sewer System Permit (MS4);
2. Projected annual FY2017, FY2018 and 5-year costs for the County to meet the impervious surface restoration plan requirements of its NPDES Phase 1 MS4 permit;
3. Projected annual and 5-year revenues or other funds that will be used to meet the impervious surface restoration plan requirements of its NPDES Phase 1 MS4 permit;
4. Any sources of funds that will be utilized by the County to meet the requirements of its NPDES Phase 1 MS4 permit; and
5. Specific actions and expenditures that the County implemented in the previous fiscal year (FY2015) to meet its impervious surface restoration plan requirements under its NPDES Phase I MS4 permit.

Ms. Lynn Y. Buhl  
June 30, 2016  
Page Two

Should you have any questions or need additional information, please feel free to contact me at (301) 883-5812.

Sincerely,

A handwritten signature in blue ink, appearing to read "A. Ortiz", with a stylized flourish at the end.

Adam Ortiz  
Director

Enclosure

cc: Brian S. Clevenger, Program Manager  
Sediment, Stormwater and Dam Safety, MDE



## Prince George's County Financial Assurance Plan



Draft - Not Yet Approved by Prince George's County Council

### Meeting the Requirements of the NPDES Municipal Separate Storm Sewer System (MS4) Permit

*July 1, 2016*

#### Executive Summary

The Financial Assurance Plan (FAP) is presented in a draft status until such time is approved by the Prince George's County Council, in accordance with the Maryland Department of the Environment (MDE), and as required by SB 863, passed by the Maryland State Legislature in 2015. The draft FAP will be delivered to MDE on June 30, 2016.

This report constitutes Prince George's County's financial assurance plan identifying:

1. Actions that will be required of the County to meet the requirements of its National Pollutant Discharge Elimination System (NPDES) Phase 1 Municipal Separate Storm Sewer System Permit (MS4);
2. Projected annual FY2017, FY 2018 and 5-year costs for the County to meet the impervious surface restoration plan requirements of its NPDES Phase 1 MS4 permit;
3. Projected annual and 5-year revenues or other funds that will be used to meet the impervious surface restoration plan requirements of its NPDES Phase 1 MS4 permit;
4. Any sources of funds that will be utilized by the County to meet the requirements of its NPDES Phase 1 MS4 permit; and
5. Specific actions and expenditures that the County implemented in the previous fiscal year (FY15) to meet its impervious surface restoration plan requirements under its NPDES Phase 1 MS4 permit.

These documents will be introduced to the Prince George's County Council after July 2016, and will be subject to a public hearing currently scheduled for September 2016.





# Prince George's County Financial Assurance Plan



Draft - Not Yet Approved by Prince George's County Council

## Introduction

Prince George's County's NPDES MS4 permit, issued on January 2, 2014, requires the County complete restoration efforts to achieve the equivalent of treating 20% of the impervious surfaces not previously restored to the maximum extent practicable. The County's baseline, which has been previously approved by MDE, identifies 30,525 acres with either no or partial management, requiring the equivalent of 6,105 acres to be restored to meet the 20% criteria by the end of the permit term in January 1, 2019.

The submission of Prince George's County's Financial Assurance Plan (FAP), as well as the submission of the Watershed Protection and Restoration Program (WPRP) 2015 annual report, is required for compliance with Maryland Environment Article §4-202.1. The attached County's FAP demonstrates that the County has the financial means (75%) to achieve the requirements for FY 2017 and FY 2018 as required by the State Bill.

This FAP lists the activities completed by the County's WPRP for FY14 and FY15, and planned programs / activities from FY16 through FY20. The County's MS4 permit commitment spans from January 2, 2014 through January 1, 2019.

The completion and submission of the FAP is required every two years with this first submittal due on July 1, 2016. The next FAP submittal will address activities through the end of FY18, including revenues and expenditures associated with the County's WPRP restoration activities. This FAP will be updated and re-submitted on or before the anniversary date of the County's NPDES MS4 Permit (January 2, 2019).

According to the requirements for completing the attached FAP, all restoration activities completed by June 30, 2015, are classified as completed activities and their actual costs are reported. These activities include a variety of projects with a variety of funding sources as described below.

CIP projects from Stormwater Runoff Controls and Water Quality Improvement classes that were completed in FY14 and FY15:

- Several of these projects incurred costs prior to WPRP implementation, with construction completed in FY14 or FY15. These restoration projects were included in the NPDES MS4 reports for FY14 and FY15, and were funded by the Enterprise Fund (EF5100).

CIP projects that are Ongoing through Permit Term:

- Beginning FY2016, the WPRP implementation is now fully supported by two funds; Stormwater Enterprise Fund (EF5100) and the Watershed Protection and Restoration Enterprise Fund (EF 5200). Types of implementation projects include installation of water quality devices on urbanized areas of the County, which previously had no Stormwater controls. Project types include Bioretention, Infiltration Devices, Pond Retrofits, Green Streets, Stream Restoration, Regenerative Outfall Repairs, Urban Wetlands, and Street Sweeping.
- The County has put in place two CIP programs to address the implementation of the WPRP; the Conventional CIP implemented by DoE's CIP operations, and the Public Private Partnership (P3) implemented by Corvias Group.





## Prince George's County Financial Assurance Plan



Draft - Not Yet Approved by Prince George's County Council

The Operating budget of the two funds in addition to staff support, also fund Street Sweeping, the Raincheck Rebate Program, and Grants to non-profit Organizations to assist in the implementation of the WPRP program.

- Funding for restoration projects by NGOs include grants issued in FY2015 and FY2016 for \$1.05 million and \$1.35 million, respectively, provide additional acres treated towards the WPRP program.
- The Operating fund will support street sweeping as well. This strategy will help the County achieve equivalent acres restored, which will substantially help in reaching the 20% restoration goal.

### *The FAP Content*

Included in the FAP are cost and revenue information. Costs identified include the operating costs for the WPRP, debt service on WPRF bonds, and the County's WPRP grant program to fund restoration projects completed by non-governmental agencies for which the County takes equivalent impervious treatment credits.

On Page 6 of the FAP, actual costs reported for FY14 and FY15, and budgeted figures beyond FY15, were obtained from the County's approved budgets. Pages 2 through 5 of the FAP lists projected costs and project selection types to achieve the MDE's two-year (FY 2017 & FY 2018) 75 percent financial assurance and compliance requirements.

Programmed projects not completed by June 30, 2015, are classified as either under construction, planned, or proposed. Projects considered "under construction" were in the construction phase as of the end of FY15, and are anticipated to be complete at the end of FY16. "Planned projects" are those activities where a design contract has been issued by June 30, 2015. Proposed projects" include restoration activities that had been identified by County project managers but design work has not been initiated.

### *FAP Sources of Funds:*

The County's fund sources are listed on Page 8 of the FAP. The fund sources include operating fund sources, debt service and grants and partnerships. This table explains the percent of the all fund sources directed towards the WPRP goals.

Page 7 of the FAP shows that the County possesses sufficient funding in the current FY and subsequent FY budgets to meet its estimated 75% cost for the two-year period (FY 2017 and FY 2018) following the filing date of the FAP.

### *Projected Annual and 5-Year Costs and Revenues to Meet the MS4:*

The projected restoration costs through FY2017 and FY2018 are \$139 million. Costs projected for FY 2019 through FY 2020 are \$180 million. These numbers show substantial CIP project implementation that will be realized during the final year of the permit term.

The projected revenue from FY2017 through FY2018 is \$104 million, which represent 75% funding capacity to meet the objectives of the first two years.



## Prince George's County Financial Assurance Plan




Draft - Not Yet Approved by Prince George's County Council

The County's FY 2016 FAP shows the County has sufficient funding to meet its restoration obligations under the WPRP for the next two years, this is in accordance to the State Mandate Article 4-202.1(j)(2).



CR-64-2016 (DR-1)  
EXHIBIT A-2



# Prince George's County, Maryland

## Draft - Not Yet Approved By Prince George's County Council

Date: June 30, 2016

WPRP 2015 Annual Report	
Jurisdiction	Prince George's County, Maryland
Contact Name	Jerry Maldonado
Phone	(301) 883-5943
Address	1801 McCormick Dr.
City	Landover
State	Maryland
Zip	20774
Email	<a href="mailto:jgmaldonado@co.pg.md.us">jgmaldonado@co.pg.md.us</a>
Baseline Acres	30,524
Permit Num	11-DP-3314
Reporting Year	1-Jul-15



# Prince George's County, Maryland

## Draft - Not Yet Approved By Prince George's County Council

Date: June 30, 2016



### Watershed Protection and Restoration Program 2015 Annual Report

Article 4-202.1(i)(4): "The percentage and amount of funds in the local watershed protection and restoration fund spent on each of the purposes provided in subsection (h)(4) of this section;"

Program Element (Restoration)	Cost	Percent of WPRF
Capital Improvements for Stormwater Management	\$3,062,000.00	1.06%
Public Education and Outreach	\$468,000.00	0.16%
Stormwater Management Planning (see Md. Environment Code Ann. § 4-202.1(h)(4)(iv))	\$1,466,400.00	0.51%
Review of Stormwater Management Plans and Permit Applications for New Development	\$7,600,800.00	2.64%
Grants to Nonprofit Organizations	\$1,050,000.00	0.37%
Adminstration of WPRF	\$720,000.00	0.25%
<b>Total (restoration)</b>	<b>\$14,367,200.00</b>	<b>5.00%</b>
Property Management Total (non restoration costs)	\$20,402,000.00	
Number of Properties Subject to Fee	260,553	
Reporting Year	2015	
Permit Number	11-DP-3314	
Total Restoration Costs Permit Term (Jan1, 2019)	\$287,603,535	





**Prince George's County, Maryland**  
 Draft - Not Yet Approved By Prince George's County Council  
 Date: June 30, 2016



Jurisdiction	Agency	Local Ordinance Submitted to MDE	MDE Approval of Fee Reduction Policy	Fee Reduction Amount	Rate Structures							Additional Sources of Funds						Estimated Annual Revenue	
					Annual Single Family Residential Rate Year 1	Annual Single Family Residential Rate Year 2	Annual Single Family Residential Rate Year 3	Annual Commercial Rate/ ESU* (Administrative Fee = \$20.58 and Impact Fee \$20.90)	Equivalent Service Unit (ESU) Impervious (in square feet)	Commercial Not Capped; impact fee is applied per ESU rate*	Non-profits, Religious Organizations/ ESU*	Exemptions**	Federal Facilities Status	Federal Facility Fee(s)/Rate(s)	Additional Source 1 (DNR Grants)	Additional Source 2 (Clean Water Act Fees)	Additional Source 3 (State Revolving Loans and Bonds)		Additional Source 4 (\$100 - Ad valorem Enterprise Fund)
Prince George's County	Department of the Environment	Yes	6-Jul-2014	See DoE	\$33.12	\$41.48	\$52.38	41.48	2,465	41.48	41.48	Please see list**	Exempt	N/A	\$8,433,300	\$14,669,145	\$0.00	\$42,118,675	\$45,221,120.00
		Use: Yes or No	Use the approval date or N/A	Reduction amount(s), if any, with reason for reduction(s)				Use: N/A, amount of rate rate, rate amount per ERU, etc.				General description of exemption(s), if any	Use: No Facilities, Exempt, or Charged	Use: N/A or the fee and rate structures for federal facilities					

Directions:  
 Notes:  
 ESU\* = Equivalent Service unit = 2465 square feet untreated impervious surface  
 \*\* Exemptions list (City of Bowie, Volunteer Fire Departments, State, Federal, County, and Municipal owned properties)



# Prince George's County, Maryland

## Draft - Not Yet Approved By Prince George's County Council

Date: June 30, 2016



Article 4-202.1(i)(3): "The amount of money deposited into the watershed protection and restoration fund in the previous fiscal year by source;"

2015 Source	Amount
Annual Single Family Residential Fees Collected	\$ 8,454,055.00
Annual Commercial Fees Collected	\$ 5,256,281.00
Non-profits, Religious Orgs Fees Collected	\$ 958,809.00
Unnamed Additional Source 1	
	\$ 14,669,145.00



**Prince George's County, Maryland**  
**Draft - Not Yet Approved By Prince George's County Council**  
**Date: June 30, 2016**



**All SWM Projects Implemented in Previous FY for the 20% Restoration Requirement**

REST BMP ID	REST BMP TYPE	BMP CLASS	NUM BMP	IMP ACRES	BUILT DATE	IMPL COST	IMPL STATUS	IMPL COMP YR
CP10-0005	FBIO	S	1	0.5	5/28/2014	\$176,000	Complete	2014
CP10-0008	STRE	A	1	1.25	12/1/2014	\$420,000	Complete	2015
CP14-0004-02	FBIO	S	1	1.7	6/19/2015	\$64,000	Complete	2015
CP08-0018	STRE	A	1	2.2	2/1/2015	\$220,000	Complete	2015
CP08-0020	STRE	A	1	13.3	6/22/2015	\$686,000	Complete	2015
CP09-0013	STRE	A	1	1.4	12/17/2014	\$194,000	Complete	2015
CP05-0027-02	STRE	A	1	14	5/20/2015	\$1,200,000	Complete	2015
CP12-0012	FBIO	S	1	0.5	12/1/2014	\$278,000	Complete	2015

2014 Summary     \$176,000.00  
 2015 Summary     \$3,062,000.00



# Prince George's County, Maryland

## Draft - Not Yet Approved By Prince George's County Council

Date: June 30, 2016



MS4 Information	
Jurisdiction	Prince George's County, Maryland
Contact Name	Jerry Maldonado
Phone	(301) 883-5943
Address	1801 McCormick Dr.
City	Landover
State	Maryland
Zip	20774
Email	<a href="mailto:jgmalconado@co.pg.md.us">jgmalconado@co.pg.md.us</a>
Baseline Acres	30,524
Permit Num	11-DP-3314
Reporting Year	1-Jul-16

### Check with MDE Geodatabase:

Should match Permit info table of Geodatabase, except for Impervious Acre Baseline-- that should match Impervious Surface Table.

VERSION 6-15-16







# Prince George's County, Maryland

## Draft - Not Yet Approved By Prince George's County Council

Date: June 30, 2016



**Article 4-202.1(j)(1)(i)1: Actions that will be required of the county or municipality to meet the requirements of its National Pollutant Discharge Elimination System Phase I Municipal Separate Storm Sewer System Permit.**

Note: To identify all "actions" required under the MS4 permit, provide an executive summary of the jurisdiction's MS4 programs. See MDE's FAP Guidance. For proposed actions to meet the impervious surface restoration plan, fill in the table below.

### Cumulative Impervious Restoration / Expenditures for Permit Term (5 years)

Baseline:	30,524		Requirement: <span style="color: red;">20% (6,105 Acres)</span>			
REST BMP TYPE*	BMP CLASS	IMP ACRES	IMPL COST	% ISRP COMPLETE	IMPL STATUS**	PROJECTED Implementation by Fiscal Year
<b>Operating Programs</b>						
<b>(VSS) Property Management</b>						
Street Sweeping (DoE - P3 Partnership)	A	2,000.0	\$2,142,846	6.6%	Planning	2017
			\$2,142,846			2018
			\$1,071,423			2019
<b>Sub Total</b>		<b>2,000.0</b>	<b>\$5,357,115.7</b>	<b>6.6%</b>		
<b>Stormwater Stewardship Grants (DoE)</b>						
Grants to Non-Profit Organizations		167.0	\$6,000,000	0.5%	Ongoing	FYs : 2016;2017;2018;2019
Raincheck Rebate		2.5	\$1,000,000	0.0%	Ongoing	FYs : 2016;2017;2018;2019
<b>Sub Total</b>		<b>169.5</b>	<b>\$7,000,000</b>	<b>0.6%</b>	Starting Year	2016
<b>Alternative Compliance (DoE)</b>						
		0.0	\$836,032	0.0%	Ongoing	FYs : 2016;2017;2018;2019
<b>Sub Total</b>		<b>0.0</b>	<b>\$836,032</b>	<b>0.0%</b>	Starting Year	2016
<b>TOTAL OPERATING PROGRAMS Remaining time in the Permit Term (FY16 thru FY19)</b>		<b>2,169.5</b>	<b>\$13,193,148</b>	<b>7%</b>		
<b>Capital Projects</b>						
<b>Impervious Surface Restoration Projects (ISRP)</b>						
FBIO	S	0.2	\$16,000	0.0%	Proposed	2016





# Prince George's County, Maryland

## Draft - Not Yet Approved By Prince George's County Council

Date: June 30, 2016



REST BMP TYPE*	BMP CLASS	IMP ACRES	IMPL COST	% ISRP COMPLETE	IMPL STATUS**	PROJECTED Implementation by Fiscal Year
MMBR	S	0.5	\$40,000	0.0%	Proposed	2016
MSWB	S	1.0	\$46,500	0.0%	Proposed	2016
MSWW	S	0.2	\$16,500	0.0%	Proposed	2016
		0.0	\$0	0.0%		
STRE	A	3.0	\$582,000	0.0%	Complete	2016
FBIO	S	0.4	\$54,000	0.0%	Planning/Design	2016
FBIO	S	0.3	\$278,000	0.0%	Under Construction	2016
ITRN	S	0.9	\$185,000	0.0%	Complete	2016
MMBR	S	0.1	\$17,500	0.0%	Complete	2016
FBIO	S	31.8	\$2,667,679	0.1%	Planning/Design	2016
FSND	S	61.6	\$2,963,719	0.2%	Planning/Design	2016
ITRN	S	18.2	\$659,142	0.1%	Planning/Design	2016
MBIO	S	1.3	\$441,000	0.0%	Planning/Design	2016
MMBR	S	65.1	\$5,660,171	0.2%	Planning/Design	2016
MSGW	S	21.8	\$1,163,052	0.1%	Planning/Design	2016
MSWB	S	2.8	\$165,400	0.0%	Planning/Design	2016
NDNR	S	0.6	\$45,149	0.0%	Planning/Design	2016
WPWS	S	219.2	\$7,690,590	0.7%	Planning/Design	2016
MMBR	S	1.3	\$135,000	0.0%	Under Construction	2016
FBIO	S	0.5	\$66,180	0.0%	Planning/Design	2017
IMPP	A	0.5	\$152,145	0.0%	Planning/Design	2017
MSWB	S	0.6	\$188,972	0.0%	Planning/Design	2017
MRNG	S	2.1	\$349,140	0.0%	Planning/Design	2017
OTH	S	0.2	\$103,895	0.0%	Planning/Design	2017
FBIO	S	1.5	\$381,000	0.0%	Planning/Design	2017
FPU	S	17.0	\$490,000	0.1%	Planning/Design	2017
OTH	S	6.0	\$922,000	0.0%	Planning/Design	2017
STRE	A	32.7	\$3,287,000	0.1%	Planning/Design	2017
WEDW	S	0.0	\$0	0.0%	Planning/Design	2017
FPU	S	1.1	\$195,000	0.0%	Under Construction	2017
STRE	A	9.5	\$1,622,000	0.0%	Under Construction	2017
FBIO	S	0.4	\$60,000	0.0%	Planning/Design	2017
MMBR	S	67.4	\$7,472,600	0.2%	Planning/Design	2017
MSWB	S	1.6	\$240,000	0.0%	Planning/Design	2017
OUT	A	85.0	\$1,700,000	0.3%	Planning/Design	2017
WPWS	S	773.9	\$14,144,000	2.5%	Planning/Design	2017
AGRE	S	0.5	\$45,000	0.0%	Proposed	2017
APRP	S	2.4	\$239,227	0.0%	Proposed	2017





# Prince George's County, Maryland

## Draft - Not Yet Approved By Prince George's County Council

Date: June 30, 2016



REST BMP TYPE*	BMP CLASS	IMP ACRES	IMPL COST	% ISRP COMPLETE	IMPL STATUS**	PROJECTED Implementation by Fiscal Year
MRNG	S	5.6	\$479,770	0.0%	Proposed	2017
MSWB	S	2.7	\$128,381	0.0%	Proposed	2017
PWED	S	104.0	\$1,201,000	0.3%	Planning/Design	2017
MRNG	S	2.0	\$170,000	0.0%	Planning/Design	2017
MSGW	S	8.9	\$514,000	0.0%	Planning/Design	2017
OTH	S	6.0	\$922,000	0.0%	Planning/Design	2017
OUT	A	142.3	\$7,115,000	0.5%	Planning/Design	2017
PWET	S	110.1	\$2,800,000	0.4%	Planning/Design	2017
STRE	A	6.5	\$697,000	0.0%	Planning/Design	2018
WEDE	S	49.8	\$1,204,000	0.2%	Planning/Design	2018
WEDW	S	71.8	\$2,857,000	0.2%	Planning/Design	2018
WPWS	S	45.0	\$780,000	0.1%	Planning/Design	2018
AGRE	S	55.3	\$25,885,375	0.2%	Proposed	2018
AGRI	S	0.6	\$460,000	0.0%	Proposed	2018
PWED	S	12.5	\$6,291,000	0.0%	Proposed	2018
FBIO	S	79.5	\$7,688,000	0.3%	Proposed	2018
FBIO	S	428.8	\$71,036,000	1.4%	Proposed	2019
MSWB	S	17.7	\$1,774,000	0.1%	Proposed	2019
FUND	S	188.6	\$18,944,000	0.6%	Proposed	2019
PWET	S	72.4	\$4,633,000	0.2%	Proposed	2019
STRE	A	911.0	\$54,912,300	3.0%	Proposed	2019
MMBR	E	2.08	\$495,000.00	0.0%	Proposed	2018
MSGW	E	3.43	\$450,000.00	0.0%	Proposed	2018
MSWB	E	0.29	\$75,000.00	0.0%	Proposed	2018
MSWG	E	0.12	\$50,000.00	0.0%	Proposed	2018
NDNR	E	0.05	\$1,000.00	0.0%	Proposed	2018
XDED	S	142.21	\$4,800,000.00	0.5%	Proposed	2018
<b>Sub-Total CIP Program</b>		<b>3,902.3</b>	<b>\$270,847,387.0</b>			
Restoration Complete (To Date= June 30th 2016)	See Tab: Spec Actions 4-202.1(j)(1)(i)5	139	\$3,563,000	0.5%		
Total Next Two Years (FY2017-FY2018)	See Table Above	3,854	\$101,007,378	13%		
Total Permit Term (January 1, 2019)	See Table Above	6,211	287,603,535	20%		





# Prince George's County, Maryland

## Draft - Not Yet Approved By Prince George's County Council

Date: June 30, 2016



REST BMP TYPE*	BMP CLASS	IMP ACRES	IMPL COST	% ISRP COMPLETE	IMPL STATUS**	PROJECTED Implementation by Fiscal Year
	See Table Above (Plus row 92 above)	6,211	287,603,535	20%		
<b>Total Permit Term and Projected Years</b>						

**Check with MDE Geodatabase:**

Type, class, impervious acres, implementation cost and implementation status should match the various geodatabase tables for BMPs (AltBMPLine, AltBMPPoint, AltBMPPoly, and RestBMP)-- aggregated by type and status.

\*Use BMP domains from MDE Geodatabase.

\*\*Complete, Under Construction, Planning, or Proposed





# Prince George's County, Maryland

## Draft - Not Yet Approved By Prince George's County Council

Date: June 30, 2016



Article 4-202.1(j)(1)(i)2: Projected annual and 5-year costs for the county or municipality to meet the impervious surface restoration plan requirements of its National Pollutant Discharge Elimination System Phase I Municipal Separate Storm Sewer System Permit.

DESCRIPTION	FY 2014	FY 2015	YEAR 1 FY 2016	PROJECTED YEAR 2 FY 2017	PROJECTED YEAR 3 FY 2018	PROJECTED YEAR 4 FY 2019	PROJECTED YEAR 5 FY 2020	TOTAL COSTS to FY2019
<b>Operating Expenditures</b>								
<b>SWM Enterprise Fund (5100) - Supports Agency 154, 166</b>	\$2,067,591.66	\$1,910,906.11	\$2,338,183.77	\$2,620,484.32	\$2,659,791.58	\$2,699,688.46	\$2,740,183.78	\$14,296,645.90
154 - SWM Enterprise Fund , Debt Service (5100)	\$722,855	\$1,078,346	\$1,567,749	\$2,235,675	\$3,674,854	\$5,669,509	\$6,817,518	\$14,948,989
WPR Fund (5200) Clean Water Act	\$316,175	\$1,634,078	\$13,989,000	\$11,807,300	\$6,183,300	\$6,183,300	\$6,183,300	\$40,113,153
WPR Fund (5200) Clean Water Act, Debt Service	\$0	\$0	\$1,415,895	\$2,948,595	\$3,361,410	\$4,504,110	\$5,646,810	\$12,230,010
<b>Operating Expenditures Sub-Total</b>	<b>\$2,383,767</b>	<b>\$3,544,984</b>	<b>\$16,327,184</b>	<b>\$14,427,784</b>	<b>\$8,843,092</b>	<b>\$8,882,988</b>	<b>\$8,923,484</b>	<b>\$54,409,799</b>
<b>Capital Expenditures</b>								
SWM Enterprise Fund (5100) - Supports Agency 54, 89	\$18,534,733	\$9,115,174	\$12,548,786	\$17,126,296	\$36,902,047.07	\$51,145,000	\$29,436,119	\$145,372,037
WPR Fund (5200) Clean Water Act	\$0	\$0	\$36,305,000	\$39,300,000	\$10,585,000	\$29,300,000	\$29,300,000	\$115,490,000
<b>Sub Total Capital and Pay Go - Excludes Debt Service</b>	<b>\$20,918,500</b>	<b>\$12,660,158</b>	<b>\$65,180,970</b>	<b>\$70,854,081</b>	<b>\$56,330,139</b>	<b>\$89,327,988</b>	<b>\$67,659,603</b>	<b>\$315,271,836</b>
<b>Total expenditures - Includes Debt Service:</b>	<b>\$21,641,355</b>	<b>\$13,738,505</b>	<b>\$68,164,614</b>	<b>\$76,038,350</b>	<b>\$63,366,403</b>	<b>\$99,501,608</b>	<b>\$80,123,931</b>	<b>\$342,450,835</b>
<b>Total ISRP costs except debt service:</b>								<b>\$315,271,836</b>
<b>Compare ISRP costs (except debt service) / Total ISRP proposed actions:</b>								<b>109.62%</b>

**Check with MDE Geodatabase:**

The total current FY 2015 expenditure should be less than the combined total of the "OP\_cost" and "CAP\_Cost" fields in the fiscal analyses table of the geodatabase.

The total projected FY 2016 expenditure should be less than the combined total of the "OP\_budget" and "CAP\_budget" fields in the fiscal analyses table of the geodatabase.

\*Insert additional rows as necessary.



# Prince George's County, Maryland

## Draft - Not Yet Approved By Prince George's County Council

Date: June 30, 2016



**Article 4-202.1(j)(1)(i)3: Projected annual and 5-year revenues or other funds that will be used to meet the cost for the county or municipality to meet the impervious surface restoration plan requirements under the National Pollutant Discharge Elimination System Phase I Municipal Separate Storm Sewer System Permit.**

DESCRIPTION	PAST	CURRENT	PROJECTED	PROJECTED	PROJECTED	PROJECTED	PROJECTED	TOTAL NEXT	TOTAL
	UP THRU 2014	FY 2015	YEAR 1 FY 2016	YEAR 2 FY 2017	YEAR 3 FY 2018	YEAR 4 FY 2019	YEAR 5 FY 2020	2-YEARS FY 17-18*	CURRENT + PROJECTED
Annual Revenue** Appropriated for ISRP	\$18,534,733	\$9,115,174	\$48,853,786	\$56,426,296	\$47,487,047	\$80,445,000	\$58,736,119	\$103,913,343	\$260,862,037
Annual Costs towards ISRP***	\$21,641,355	\$13,738,505	\$68,164,614	\$76,038,350	\$63,366,403	\$99,501,608	\$80,123,931	\$139,404,753	\$342,450,835

Compare annual costs / revenue appropriated: **75%**  
WPRP 2016 Reporting State GOAL Criteria **75%**

ISRP = Impervious Surface Restoration Program, or 20% Restoration Requirement

\* Article 4-202.1(j)(2): Demonstration that county or municipality has sufficient funding in the current fiscal year and subsequent fiscal year budgets to meet its estimated cost for the 2-year period immediately following the filing date of the FAP. Note that the appropriations and expenditures include time period up to FY 2018.

\*\* Revenue means "dedicated revenues, funds, or sources of funds (per Article 4-202.1(j)(4)(ii)). Note that budget appropriations have only been approved by governing bodies through FY 2016 at the time of FAP reporting.

\*\*\* See table of ISRP Cost.





# Prince George's County, Maryland

## Draft - Not Yet Approved By Prince George's County Council

Date: June 30, 2016



**Article 4-202.1(j)(1)(i)4: Any sources of funds that will be utilized by the county or municipality to meet the requirements of its National Pollutant Discharge Elimination System Phase I Municipal Separate Storm Sewer System Permit.**

FUND SOURCES	PAST UP THRU 2014	CURRENT FY 2015	PROJECTED YEAR 1 FY 2016	PROJECTED YEAR 2 FY 2017	PROJECTED YEAR 3 FY 2018	PROJECTED YEAR 4 FY 2019	PROJECTED YEAR 5 FY 2020	TOTAL PERMIT CYCLE
<b>Operating Funds (GROSS - ALL NPDES PROGRAMS)</b>								
SWM Enterprice Fund (5100) - Suports Agency 154	\$43,327,265	\$42,118,675	\$42,783,400	\$44,972,200	\$44,972,200	\$44,972,200	\$44,972,200	\$263,145,940
WPR Fund (5200) Clean Water Act	\$14,348,151	\$14,669,145	\$14,625,632	\$14,625,632	\$14,625,632	\$14,625,632	\$14,625,632	\$87,519,824
Other Funds 1 (SW Grants)	\$338,006	\$265,650	\$691,800	\$0	\$0	\$0	\$0	\$1,295,456
<b>Sub Total Revenues</b>	<b>\$58,013,422</b>	<b>\$57,053,470</b>	<b>\$58,100,832</b>	<b>\$59,597,832</b>	<b>\$59,597,832</b>	<b>\$59,597,832</b>	<b>\$59,597,832</b>	<b>\$351,961,220</b>
<b>Debt Service (paygo sources will be used to pay off debt service. Note that previous appropriations for debt service used for ISPR is listed in FY 2014)</b>								
WPR Fund (5200) Clean Water Act - Agency 154	\$0	\$0	\$36,305,000	\$39,300,000	\$10,585,000	\$29,300,000	\$29,300,000	\$115,490,000
SWM Bonds - (5100 Fund) - Agency DoE 154	\$18,534,733	\$9,115,174	\$12,548,786	\$17,126,296	\$36,902,047	\$51,145,000	\$29,436,119	\$145,372,037
<b>Sub Total Capital Expenditure</b>	<b>\$18,534,733</b>	<b>\$9,115,174</b>	<b>\$48,853,786</b>	<b>\$56,426,296</b>	<b>\$47,487,047</b>	<b>\$80,445,000</b>	<b>\$58,736,119</b>	<b>\$260,862,037</b>
<b>Debt Service Installment paid (principle and interest).</b>								
WPR Fund (5200) Clean Water Act - Agency 154	\$0	\$0	\$1,415,895	\$2,948,595	\$3,361,410	\$4,504,110	\$5,646,810	\$12,230,010
(5100 Fund) - Agency 154	\$722,855	\$1,078,346	\$1,567,749	\$2,235,675	\$3,674,854	\$5,669,509	\$6,817,518	\$14,948,989
<b>Subtotal Debt Service</b>	<b>\$722,855</b>	<b>\$1,078,346</b>	<b>\$2,983,644</b>	<b>\$5,184,270</b>	<b>\$7,036,264</b>	<b>\$10,173,619</b>	<b>\$12,464,328</b>	<b>\$27,178,999</b>
<b>Grants and Partnerships (no payment is expected)</b>								
State funded grants	\$326,006	\$8,433,300	\$0					\$8,759,306
Federal funded grants	\$0	\$0	\$528,600					\$528,600
Public-private partnership (matched grant)								
<b>Subtotal Grants and Partnerships</b>	<b>\$326,006</b>	<b>\$8,433,300</b>	<b>\$528,600</b>	<b>\$0</b>	<b>\$0</b>	<b>\$0</b>	<b>\$0</b>	<b>\$9,287,906</b>
<b>Total Annual Sources of Funds</b>	<b>\$76,151,307</b>	<b>\$73,523,598</b>	<b>\$104,499,574</b>	<b>\$110,839,859</b>	<b>\$100,048,615</b>	<b>\$129,869,213</b>	<b>\$105,869,623</b>	<b>\$594,932,165</b>
<b>Percent of Funds Directed Toward ISRP</b>	<b>24.34%</b>	<b>12.40%</b>	<b>46.75%</b>	<b>50.91%</b>	<b>47.46%</b>	<b>61.94%</b>	<b>55.48%</b>	<b>43.85%</b>
<b>Compare total paygo ISRP costs / subtotal FUND Sources:</b>								<b>90%</b>
<b>Compare total ISRP costs / total annual sources of funds:</b>								<b>58%</b>
* WPR Fund: Watershed Protection and Restoration Fund.								





# Prince George's County, Maryland

## Draft - Not Yet Approved By Prince George's County Council

Date: June 30, 2016



**Article 4-202.1(j)(1)(i)5 Specific actions and expenditures that the county or municipality implemented in the previous fiscal years to meet its impervious surface restoration plan requirements under its National Pollutant Discharge Elimination System Phase I Municipal Separate Storm Sewer System Permit.**

Baseline: 30,524

Requirement: 20% (6,105 Acres)

REST BMP ID	REST BMP TYPE	BMP CLASS	NUM BMP	IMP ACRES	BUILT DATE	IMPL COST	% ISRP Complete	IMPL STATUS	GEN COMMENTS
<b>Operation Programs</b>									
<b>Capital Projects - CIP</b>									
CP10-0005	FBIO	S	1	0.5	5/28/2014	176000	0.0016%	Complete	FY 2014
CP10-0008	STRE	A	1	1.25	12/1/2014	420000	0.0041%	Complete	FY 2015
CP14-0004-02	FBIO	S	1	1.7	6/19/2015	64000	0.0056%	Complete	FY 2015
CP08-0018	STRE	A	1	2.2	2/1/2015	220000	0.0072%	Complete	FY 2015
CP08-0020	STRE	A	1	13.3	6/22/2015	686000	0.0436%	Complete	FY 2015
CP09-0013	STRE	A	1	1.4	12/17/2014	194000	0.0046%	Complete	FY 2015
CP05-0027-02	STRE	A	1	14	5/20/2015	1200000	0.0459%	Complete	FY 2015
CP12-0012	FBIO	S	1	0.5	12/1/2014	278000	0.0016%	Complete	FY 2015
CP12-0007-04	FBIO	S	1	0.2	2/11/2016	26000	0.0007%	Complete	FY 2016
CP12-0007-05	FBIO	S	1	0.1	2/11/2016	13000	0.0003%	Complete	FY 2016
CP12-0007-02	FBIO	S	1	1.6	2/11/2016	208000	0.0052%	Complete	FY 2016
CP12-0007-03	FBIO	S	1	0.6	2/11/2016	78000	0.0020%	Complete	FY 2016
<b>Capital Projects - CWP</b>									
									Contract initiated in FY 2016
<b>Other - REDEVELOPMENT</b>									
373	MMBR	E	1	0.22	10/16/2014	N/A	0.0007%	Complete	FY 2015
374	MMBR	E	1	0.25	10/16/2014	N/A	0.0008%	Complete	FY 2015
375	MMBR	E	1	0.12	10/16/2014	N/A	0.0004%	Complete	FY 2015
512	MMBR	E	1	0	5/11/2015	N/A	0.0000%	Complete	FY 2015
513	MMBR	E	1	0.01	5/11/2015	N/A	0.0000%	Complete	FY 2015
1292	PWET	S	1	90.86	6/26/2015	N/A	0.2977%	Complete	FY 2015





**Prince George's County, Maryland**  
**Draft - Not Yet Approved By Prince George's County Council**  
**Date: June 30, 2016**



1509	FBIO	S	1	0.24	5/28/2015	N/A	0.0008%	Complete	FY 2015
1510	FBIO	S	1	0.3	5/28/2015	N/A	0.0010%	Complete	FY 2015
<b>Other - Health</b>									
1	SEPD	A	1	0.26	12/21/2015	N/A	0.0009%	Complete	FY 2015
2	SEPD	A	1	0.26	12/10/2015	N/A	0.0009%	Complete	FY 2015
3	SEPD	A	1	0.26	11/16/2015	N/A	0.0009%	Complete	FY 2015
4	SEPD	A	1	0.26	11/10/2015	N/A	0.0009%	Complete	FY 2015
5	SEPD	A	1	0.26	11/6/2015	N/A	0.0009%	Complete	FY 2015
6	SEPD	A	1	0.26	11/5/2015	N/A	0.0009%	Complete	FY 2015
7	SEPD	A	1	0.26	11/2/2015	N/A	0.0009%	Complete	FY 2015
8	SEPD	A	1	0.26	10/27/2015	N/A	0.0009%	Complete	FY 2015
9	SEPD	A	1	0.26	10/20/2015	N/A	0.0009%	Complete	FY 2015
10	SEPD	A	1	0.26	10/16/2015	N/A	0.0009%	Complete	FY 2015
11	SEPD	A	1	0.26	10/7/2015	N/A	0.0009%	Complete	FY 2015
12	SEPD	A	1	0.26	9/3/2015	N/A	0.0009%	Complete	FY 2015
13	SEPD	A	1	0.26	9/2/2015	N/A	0.0009%	Complete	FY 2015
14	SEPD	A	1	0.26	7/16/2015	N/A	0.0009%	Complete	FY 2015
15	SEPD	A	1	0.26	6/30/2015	N/A	0.0009%	Complete	FY 2015
16	SEPD	A	1	0.26	6/11/2015	N/A	0.0009%	Complete	FY 2015
17	SEPD	A	1	0.26	6/8/2015	N/A	0.0009%	Complete	FY 2015
18	SEPD	A	1	0.26	5/26/2015	N/A	0.0009%	Complete	FY 2015
19	SEPD	A	1	0.26	5/4/2015	N/A	0.0009%	Complete	FY 2015
20	SEPD	A	1	0.26	4/13/2015	N/A	0.0009%	Complete	FY 2015
21	SEPD	A	1	0.26	4/7/2015	N/A	0.0009%	Complete	FY 2015
22	SEPD	A	1	0.26	3/23/2015	N/A	0.0009%	Complete	FY 2015
23	SEPD	A	1	0.26	11/27/2014	N/A	0.0009%	Complete	FY 2015
24	SEPD	A	1	0.26	11/27/2014	N/A	0.0009%	Complete	FY 2015
25	SEPD	A	1	0.26	11/16/2014	N/A	0.0009%	Complete	FY 2015
26	SEPD	A	1	0.26	11/16/2014	N/A	0.0009%	Complete	FY 2015
27	SEPD	A	1	0.26	11/14/2014	N/A	0.0009%	Complete	FY 2015
28	SEPD	A	1	0.26	10/15/2014	N/A	0.0009%	Complete	FY 2015
29	SEPD	A	1	0.26	10/14/2014	N/A	0.0009%	Complete	FY 2015
30	SEPD	A	1	0.26	7/23/2014	N/A	0.0009%	Complete	FY 2015
31	SEPD	A	1	0.26	5/23/2014	N/A	0.0009%	Complete	FY 2015
32	SEPD	A	1	0.26	4/11/2014	N/A	0.0009%	Complete	FY 2015
33	SEPD	A	1	0.26	3/27/2014	N/A	0.0009%	Complete	FY 2015
34	SEPD	A	1	0.26	3/24/2014	N/A	0.0009%	Complete	FY 2015





# Prince George's County, Maryland

## Draft - Not Yet Approved By Prince George's County Council

Date: June 30, 2016



35	SEPD	A	1	0.26	2/24/2014	N/A	0.0009%	Complete	FY 2015
36	SEPD	A	1	0.26	1/30/2014	N/A	0.0009%	Complete	FY 2015
<b>Complete to Date</b>			<b>56</b>	<b>138.71</b>		<b>3,563,000</b>	<b>0.4544%</b>		

Check with MDE Geodatabase:

Rest BMP ID, type, class, number of BMPs, impervious acres, built date, implementation cost and implementation status should match the various geodatabase tables for BMPs (AltBMPLine, AltBMPPoint, AltBMPPoly, and RestBMP)-- aggregated by type and status.

**Notes:**

For street sweeping indicate the annual frequency that the streets are swept and for inlet cleaning indicate the number of inlets cleaned-out.

The Honorable Benjamin H. Grumbles  
Secretary of the Environment  
Maryland Department of the Environment  
1800 Washington Boulevard  
Baltimore, Maryland 21230

Dear Secretary Grumbles:

Prince George's County is pleased to submit its Financial Assurance Plan (the Plan) as required by Senate Bill 863 (2015). Before describing the Plan, it is useful to summarize the context and history of the requirements that the State has passed on to the County for restoring the Chesapeake Bay and its tributaries, including the Anacostia, Potomac and Patuxent Rivers. This letter concludes with suggested future next steps.

In 2010, Maryland submitted a comprehensive Watershed Implementation Plan to the Federal government to reduce the amount of nitrogen, phosphorous and sediment entering the Chesapeake Bay and its rivers. In addition to wastewater, agricultural and septic loading, a component of the plan addressed stormwater runoff pollution from impervious areas such as rooftops, driveways, and parking lots. In 2012, Maryland passed a bill requiring nine Maryland counties and the City of Baltimore to collect a fee from property owners to implement a program to reduce stormwater runoff from impervious areas. In 2013, the Prince George's County Council enacted a Clean Water Act fee for the purpose of addressing stormwater pollution. The fee supplemented the existing *ad valorem* tax on property owners for the purpose of flood control and stormwater management.

In 2014, the Maryland Department of the Environment issued to the County its next generation, five-year National Pollution Discharge Elimination System permit covering the period from January 2, 2014 until January 1, 2019. The permit requires the County to continue its programs to reduce stormwater pollution from development, to report illicit discharges, and to reach out and educate the public on the importance of environmental restoration. Significantly and for the first time, the permit also requires the County to treat stormwater runoff from 20% of its impervious surfaces – a daunting task given that much of the County development inside the Washington Beltway pre-dates

The Honorable Benjamin H. Grumbles  
Page Two

stormwater regulations and was constructed without controls. In addition, the 2014 permit renewal augmented the permit conditions to include litter/trash reduction strategies and development/implementation plans to address stormwater waste load allocations established under the U.S. Environmental Protection Agency's approved total maximum daily load.

As a first step, the County worked closely with the Maryland Department of the Environment (MDE) to determine the amount of surface acreage requiring treatment with stormwater controls. In 2015, the County and MDE agreed that there are 30,524 acres of untreated impervious surface in the County, resulting in a restoration goal of 6,105 acres over the permit term. The County intends to employ a combined approach to meet this goal. First, the County has a Clean Water Partnership with Corvias Solutions, Inc. to accelerate the rate of impervious restoration through a \$100 million contract to restore up to 2,000 acres by 2018. Second, in FY2017 the County will begin a street sweeping program, or combination of other State approved best management practices (BMPs) that treats up to the equivalent of 2,000 acres of impervious surface annually. Finally, the County will address the remaining acreage through the Department of the Environment's Capital Improvement Program, which has been partially repurposed to focus on projects that improve water quality restoration.

Senate Bill 863 requires the County to demonstrate that it has the funds to meet 75% of the projected costs of impervious surface restoration plan compliance for the next two fiscal years starting in fiscal year 2017. Over the next two years, the County estimates that it will treat 3,854 acres of impervious surface, representing 63% of the five-year restoration goal. The projected cost of treatment is \$101M (all numbers rounded), a number that is based on preliminary design and engineering work on a number of restoration projects in our project inventory.

The total expense for FY2017 and FY 2018 (includes Operating and CIP) is \$139M. Available funding to cover 75% of the total expense is \$104M. Funding programmed over the next two years will be used both to pay for restoration costs directly, e.g., street sweeping, and to leverage bond funds for payment of project costs. Together, cash and bond funding in FY2017 (\$56.5M) and FY2018 (\$47.4M) total over \$104M, or 75% of the projected expense of impervious surface restoration. The County's financial assurance plan meets the State's requirements.



The Honorable Benjamin H. Grumbles  
Page Three

The County requests MDE to assess the practicality of achieving stormwater pollution reduction goals within the time- frame set forth in the County MS4 permit. While we are pleased that Prince George's County has nearly \$271M of projects in planning, design and construction for treating nearly 4,000 acres (in addition to 2,000 acres of street sweeping), many factors are affecting our ability to meet the installation of these projects within the permit period. Among these factors are realistic planning, design and construction timelines, limited staff resources for review and approval, and available acreage inventory. Upon receipt and review of the County's financial assurance plan, MDE should engage the MS4 jurisdictions in a frank discussion of appropriate timelines to reduce local stormwater runoff pollution as a component of restoring the Chesapeake Bay.

If you have any questions or concerns, please contact David Iannucci, Assistant Deputy Chief Administrative Officer of Economic Development, at (301) 952-4227.

Sincerely,

Derrick Leon Davis, Chairman  
Prince George's County Council

Rushern L. Baker, III  
Prince George's County Executive



# Prince George's County Council

## Agenda Item Summary

**Meeting Date:** 11/1/2016 **Effective Date:**  
**Reference No.:** CR-064-2016 **Chapter Number:**  
**Draft No.:** 1 **Public Hearing Date:** 10/11/2016 @ 11:00 a.m.  
**Proposer(s):** County Executive  
**Sponsor(s):** Davis, Turner and Taveras  
**Item Title:** A RESOLUTION CONCERNING PRINCE GEORGE'S COUNTY'S WATERSHED PROTECTION AND RESTORATION FINANCIAL ASSURANCE PLAN (FAP) for the purpose of approving the Prince George's County Financial Assurance Plan

**Drafter:** LaKeecia Allen, Office of Law  
**Resource Personnel:** Angela Angel, Department of the Environment  
 Jerry Maldonado, Department of the Environment

### LEGISLATIVE HISTORY:

Date:	Acting Body:	Action:	Sent To:
09/13/2016	County Council	introduced and referred	THE
		<b>Action Text:</b> This Resolution was introduced by Council Members Turner, Davis and Taveras and referred to the Transportation, Housing and the Environment Committee	
10/11/2016	County Council	public hearing held	
		<b>Action Text:</b> The public hearing was held for this Resolution.	
10/27/2016	THE	Favorably recommended	County Council
		<b>Action Text:</b> A motion was made by Council Member Davis, seconded by Vice Chair Taveras, that this Resolution be Favorably recommended to the County Council. The motion carried by the following vote: <p style="margin-left: 40px;">Aye: 4 Turner, Taveras, Lehman and Davis</p> <p style="margin-left: 40px;">Absent: 1 Patterson</p>	
11/01/2016	County Council	adopted	
		<b>Action Text:</b> A motion was made by Vice Chair Glaros, seconded by Council Member Turner, that this Resolution be adopted. The motion carried by the following vote:	

Aye: 9 Davis, Franklin, Glaros, Harrison, Lehman, Patterson, Taveras, Toles  
and Turner

---

**AFFECTED CODE SECTIONS:**

---

**BACKGROUND INFORMATION/FISCAL IMPACT:**

The Environment Article of the Annotated Code of Maryland, Section 4-202.1, Watershed Protection and Restoration Program update requires that jurisdictions subject to a National Pollutant Discharge Elimination System (NPDES) Phase I MS4 permit submit a Financial Assurance Plan to the Maryland Department of the Environment (MDE) by July 1, 2016.

State law requires the governing body to hold a public hearing and approve the financial assurance plan. The plan is to demonstrate funding capacity necessary to fulfill the watershed protection and restoration requirements in accordance with the National Pollutant Discharge Elimination System Municipal Stormwater Permit.

---

**Document(s):** R2016064, CR-64-2016 Exhibit A, CR-64-2016 Exhibit A-1, CR-64-2016 Exhibit A-2, CR-64-2016 Exhibit A-3, CR-64-2016 Exhibit B, CR-64-2016 Report, CR-64-2016 Fiscal Impact, CR-64-2016 Transmittal Letter

# PRINCE GEORGE'S COUNTY COUNCIL

## COMMITTEE REPORT

2016 Legislative Session

---

**Reference No.:** CR-64-2016  
**Draft No.:** 1  
**Committee:** TRANSPORTATION, HOUSING AND ENVIRONMENT COMMITTEE  
**Date:** October 27, 2016  
**Action:** FAV

---

### REPORT:

October 27<sup>th</sup>, 2016

Committee Vote: Favorable, 4-0 (In favor: Council Members Lehman, Turner, Davis and Taveras)

Staff provided a summary of the resolution and referral comments that were received. CR-64-2016 concerns the PRINCE GEORGE'S COUNTY'S WATERSHED PROTECTION AND RESTORATION FINANCIAL ASSURANCE PLAN (FAP) for the purpose of approving the Prince George's County Financial Assurance Plan.

The Environment Article of the Annotated Code of Maryland, Section 4-202.1, Watershed Protection and Restoration Program update requires that jurisdictions subject to a National Pollutant Discharge Elimination System (NPDES) Phase I MS4 permit submit a Financial Assurance Plan to the Maryland Department of the Environment (MDE) by July 1, 2016. State law requires the governing body to hold a public hearing and approve the financial assurance plan. The plan is to demonstrate funding capacity necessary to fulfill the watershed protection and restoration requirements in accordance with the National Pollutant Discharge Elimination System Municipal Storm-water Permit.

Adam Ortiz, and Jerry Maldonado with the Department of the Environment answered Committee members questions and provided testimony in support of the resolution.

The Office of Law determined that CR-64-2016 was in proper legislative form and without legal impediments to its adoption.

The Office of Audits and Investigation indicated there will be no adverse fiscal impact on the County as a result of adopting CR-64-2016.