



Department of the Environment

MARYLAND WASTE DIVERSION ACTIVITIES REPORT – 2007 – (Calendar Year 2006 Data)

Prepared by:

Recycling and Operations Program
Waste Management Administration

Prepared for:

Martin O'Malley, Governor
State of Maryland

Anthony G. Brown, Lt. Governor
State of Maryland

Thomas V. Mike Miller, Jr., Senate President
Maryland General Assembly

Michael E. Busch, House Speaker
Maryland General Assembly

December 2007



MARYLAND DEPARTMENT OF THE ENVIRONMENT
1800 Washington Boulevard | Baltimore, MD 21230 | www.mde.state.md.us/recycling
410-537-3314 | 800-633-6101 x3314 | TTY Users: 800-735-2258
Martin O'Malley, Governor | Anthony G. Brown, Lt. Governor | Shari T. Wilson, Secretary



TABLE OF CONTENTS

OVERVIEW	1
INTRODUCTION	1
MARYLAND’S LEGISLATIVE MANDATE	1
WASTE DIVERSION IN MARYLAND FOR 2006 – A SNAPSHOT	3
MARYLAND'S 44.7% WASTE DIVERSION RATE	3
BEYOND THE MARYLAND RECYCLING ACT	4
MARYLAND’S 25.8% ALL STAR (ALL STATE AGENCIES RECYCLE) RECYCLING RATE.....	5
HOW MDE SUPPORTS RECYCLING IN MARYLAND	9
PROMOTING RECYCLED PRODUCTS	9
SPECIAL PROGRAMS.....	10
BUSINESS RESOURCES	17
EDUCATION AND OUTREACH	21
PARTNERSHIPS	25
COUNTY WASTE DIVERSION PROGRAMS	26
APPENDIX	29
ALL STAR NEWS	A-1
COUNTY RECYCLING COORDINATORS	B-1

TABLE OF FIGURES & TABLES

FIGURE 1 – WASTE DIVERSION RATE	3
FIGURE 2 – MRA RECYCLING TONNAGE	4
FIGURE 3 – MRA MATERIALS BREAKDOWN	4
TABLE 1 – COUNTY RECYCLABLES BY COMMODITY	6
TABLE 2 – RECYCLING OF NON-MRA MATERIALS	7
TABLE 3 – MARYLAND STATE AGENCIES' 2006 RECYCLING RATES	8
TABLE 4 – MARYLAND NEWSPAPER PUBLISHERS.....	11
TABLE 5 – eCYCLING COLLECTION PROGRAMS.....	14
TABLE 6 – ESTABLISHED MERCURY THERMOMETER DROP-OFF LOCATIONS	16
TABLE 7 – PERMITTED NATURAL WOOD WASTE RECYCLING FACILITIES.....	18
TABLE 8 – COUNTY RESIDENTIAL RECYCLABLES BY COMMODITY	28

This Recycling and Operations Program of the Maryland Department of the Environment produced this report. Contents may be used without permission, provided credit is given.

Overview

Introduction

The Maryland Department of the Environment (MDE) promotes and encourages waste diversion across Maryland. The 2007 Maryland Waste Diversion Activities Report meets the reporting requirements of Environment Article Section 9-1702 that mandates a report to the Governor and Maryland General Assembly on the status of recycling in the State. The promotion and encouragement of waste diversion is accomplished by partnering with Maryland's jurisdictions and the public and private sectors to develop markets for recyclable materials and by working with other State agencies to increase the volume of materials that are diverted from landfills. These programs contribute toward MDE's achievement of the outcomes stated in *Managing Maryland for Results (MFR)*, MDE's results-based planning and management approach for achieving its public health and environmental protection goals.

This report provides information on programs covered by Maryland's waste diversion legislation including statistical local jurisdiction recycling and waste diversion data for calendar year 2006, and an overview of the State's outreach and waste diversion activities from July 2006 thru June 2007. Data contained in this report comes from annual reports submitted to MDE by Maryland's 23 Counties, Baltimore City, State government agencies participating in the All StAR (**All State Agencies Recycle**) Program, and newspaper and telephone directory publishers. Counties also provide MDE information on their collection programs, institutional recycling programs, public education efforts, source reduction activities, and disposal facilities.

Solid waste disposed quantities used in this report to calculate waste diversion rates were gathered from Maryland Recycling Act (MRA) Tonnage Reporting Surveys, filed with the Recycling and Operations Program, that capture solid waste exported directly out-of-State without passing through a Maryland permitted facility, and from Maryland permitted Solid Waste Tonnage Reports filed with MDE's Solid Waste Program. Quantities of solid waste disposed used in this report and reported in the Solid Waste Managed in Maryland Report differ because of dissimilar reporting criteria. The annual Solid Waste Managed in Maryland Report is available at www.mde.state.md.us/ResearchCenter/Publications/Land/index.asp.

Maryland's Legislative Mandate

In 1988, the **Maryland Recycling Act (MRA)** mandated MDE to reduce the disposal of solid waste in Maryland through management, education and regulation. The MRA requires:

- Each jurisdiction to develop and implement recycling programs by January 1, 1994. Jurisdictions with populations greater than 150,000 are required to recycle 20% or more of their waste and jurisdictions with populations less than 150,000 are required to recycle 15% or more of their waste. In no case is the recycling rate to be less than 10%.
- Each jurisdiction to select the materials to be recycled and the manner in which they are separated and processed. If a jurisdiction fails to meet the specified reductions, State and local authorities can prohibit the issuance of building permits for all new construction.

- State Government to reduce by recycling the amount of the solid waste stream generated for disposal by at least 20% or to an amount that is determined practical and economically feasible, but in no case may the amount to be recycled be less than 10%.
- Telephone directories distributed in the State to have a recycled content, by weight, of 40% for 2005 and all subsequent years.
- Newsprint distributed in the State to have a 3-year rolling average recycled content, by weight, of 40% in 2005 and all subsequent years.

The MRA excludes from its scope scrap metal, landclearing debris, construction and demolition debris, sewage sludge, and hospital wastes.

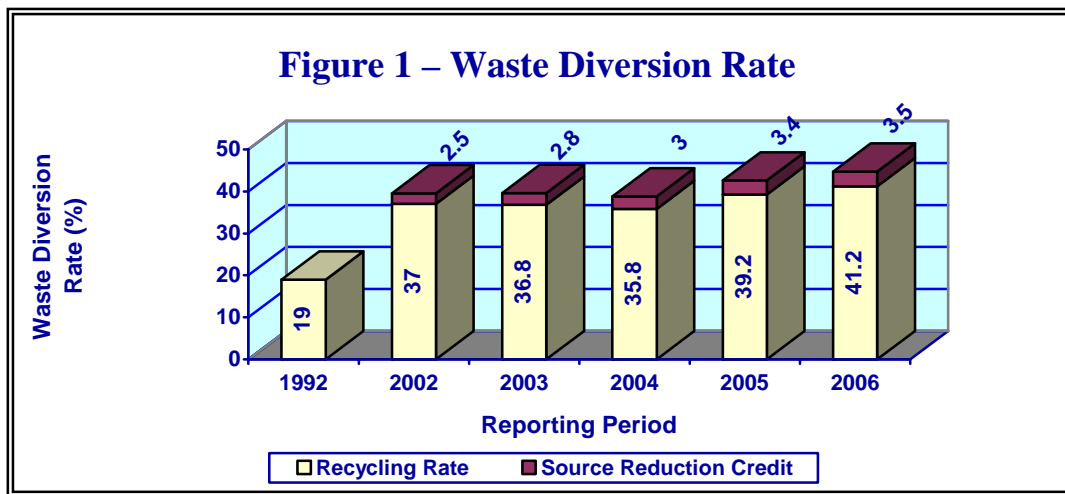
Additional legislation impacting recycling in Maryland includes:

- ▶ Banning scrap tires from disposal in a landfill after January 1, 1994 (1991).
- ▶ Requiring permits for private natural wood waste recycling facilities (1992).
- ▶ Addressing, by Counties, the feasibility of composting mixed solid waste when developing solid waste management plans (1992).
- ▶ Composting in the calculation of the recycling rate (1992).
- ▶ Banning separately collected yard waste from disposal at solid waste acceptance facilities (1994).
- ▶ Requiring mercuric oxide battery manufacturers to be responsible for the collection, transportation, and recycling or disposal of these batteries sold or offered for promotional purposes in the State (1994).
- ▶ Establishing a program or system for the collection, recycling, or disposal of each cell, rechargeable battery or rechargeable product sold in the State (1994).
- ▶ Establishing a voluntary, Statewide waste diversion goal of 40% by the year 2005, consisting of a 35% MRA recycling rate plus up to 5% credit for source reduction activities (2000).
- ▶ Reducing the impact of mercury in the environment by requiring that MDE provide outreach assistance to schools, businesses, and the general public relating to the proper management and recycling of mercury containing products. The law also prohibits the sale of mercury thermometers beginning in 2002 (2001).
- ▶ Prohibiting the sale of mercury containing thermostats by October 2007. Requiring MDE report to the Governor and Legislature detailing the statewide collection, reclamation, and recycling of all products containing mercury (2006).
- ▶ Requiring manufacturers of an average of more than 1,000 computers and video display devices in the previous three years who sell or offer for sale their product in Maryland to register and pay a fee to MDE. Fees may be used to provide grants to counties and municipalities for computer recycling activities. Replaces the 2005 computer recycling pilot program (2007).

Waste Diversion in Maryland for 2006 – A Snapshot

Maryland's 44.7% Waste Diversion Rate

The source reduction (SR) credit plus the recycling rate make up the waste diversion rate. Through the efforts of its citizens, businesses and government agencies, Maryland achieved a statewide waste diversion rate of 44.7% in calendar year (CY) 2006. The 44.7% was composed of a 41.2% MRA recycling rate and a 3.5% SR credit. This exceeds the requirements of the MRA and the 40% waste diversion goal targeted for 2005. Figure 1 provides a historical breakdown of Maryland's waste diversion rate.



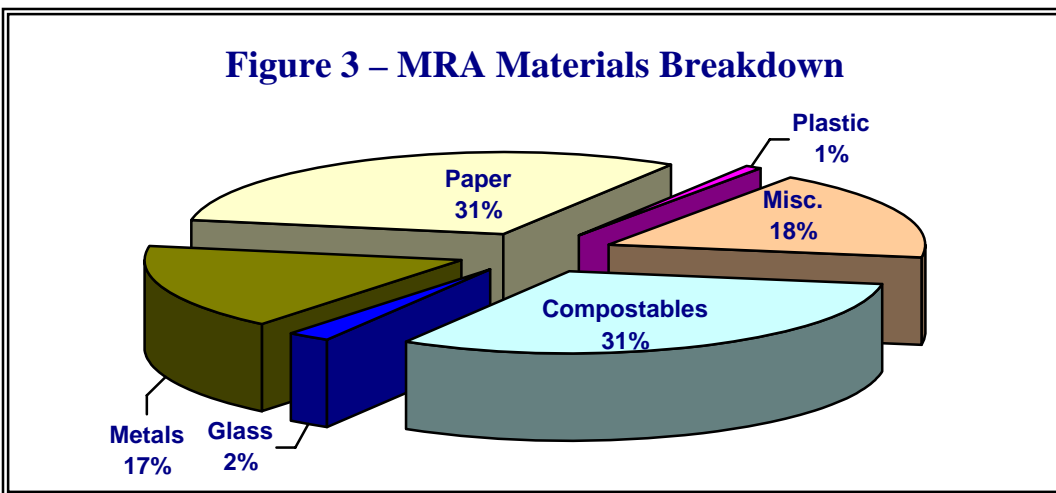
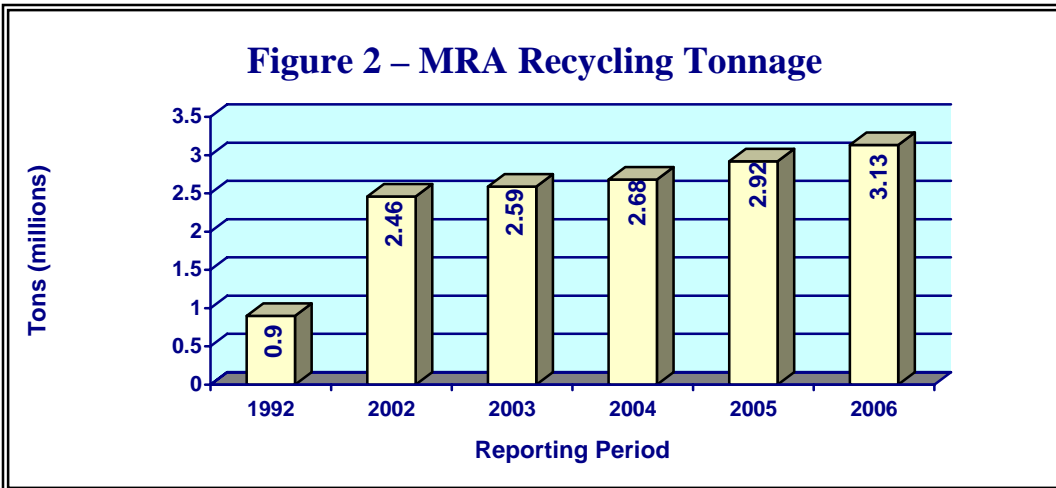
Maryland's 41.2% Recycling Rate

In CY 2006, Maryland residents and businesses recycled over 41% (MRA recycling tonnage ÷ (MRA recycling tonnage + MRA waste disposed)) of the municipal solid waste generated. While this rate is an improvement over CY 2005, the waste diversion rate is in line with the national trend toward the stabilization of waste diversion rates. To encourage more recycling and source reduction, states across the country are seeking new ways to ensure that waste diversion continues to gain in popularity as a waste management option. Like Maryland, many states are investigating new commodities to bring into the recycling stream, while continuing to increase their outreach efforts for both recycling and source reduction.

Figure 2 summarizes the recycling tonnages since 1992 and Figure 3 categorizes the total MRA tons recycled by material in CY 2006. Compostables and paper materials constituted the largest portion of materials recycled.

Maryland's 3.5% Source Reduction Credit

In 2006, fifteen of Maryland's jurisdictions were able to add from 1% to 5% to their waste diversion rate by emphasizing SR activities as a waste reduction strategy. They accomplished this utilizing Internet resources, demonstration sites (e.g., backyard composting), and publications on reuse practices and yard waste



reduction. A complete list of SR activities and a breakdown of Maryland SR activities in calendar year 2006 is available in the “State, County, and City Recycling Rates” section of MDE’s web page at www.mde.state.md.us/recycling.

Non-profit groups are partnering with government to increase awareness of source reduction and reuse opportunities for materials such as linens, pet supplies, medical equipment, clothing and computers. The partnering provides businesses information on how to improve their bottom line through recycling and SR. As counties learn from their successful colleagues, even more SR programs are expected.

Beyond the Maryland Recycling Act

MDE encourages the recycling of all materials because of the environmental and economic benefits that recycling provides. Table 1 details recycling and waste diversion totals for each of Maryland's jurisdictions. Business and local governments continue to seek recycling opportunities above and beyond those that apply toward the MRA rate. In fact, over 3.1 million tons of other Non-MRA materials were reported as being recycled in 2006. Table 2 offers a breakdown by category of the amount of Non-MRA materials reported as recycled in 2006. For a complete overview of how solid waste is managed in Maryland, refer to the annual "Solid Waste Managed In Maryland" report available each Fall on MDE's web site at www.mde.state.md.us/ResearchCenter/Publications/Land/index.asp.

Maryland's 25.8% All StAR (All State Agencies Recycle) Recycling Rate

Maryland State government recycling is directed by the 1988 MRA that mandates State government achieve an overall waste reduction goal of at least 20%, or an amount that is determined "practical and economically feasible", but in no case less than 10%. Also, Executive Order *01.01.2001.02 Sustaining Maryland's Future with Clean Power, Green Buildings and Energy Efficiency* (EO) requires each State agency to annually divert or recycle at least 20% of the waste they generate.

The All StAR (**All State Agencies Recycle**) program is the name of the State government agency recycling program that is designed to help Maryland State government reach its recycling goals. All StAR agencies designate a Recycling Coordinator to manage recycling activities at their various sites throughout Maryland. They provide technical support to encourage recycling and to facilitate reporting on collection activities.

In 2006, State agencies recycled nearly 20,795 tons of MRA materials for an overall MRA recycling rate of 25%. This is a 23.8% (or five percentage point) increase in the recycling rate over 2005. Table 3 summarizes the performance of each State agency participating in the All StAR program.

Additionally, State government recycled 57,676 tons of non-MRA materials, including construction and demolition debris, antifreeze, motor oil, scrap metal, landclearing debris, concrete, and asphalt, that do not count towards the MRA Recycling Rate. A complete breakdown of the 2006 All StAR statistics is available under "State Agency Recycling" on MDE's web page at www.mde.state.md.us/recycling. MRA tonnages reported by State agencies are included in the 2006 recycling totals reported by the Counties (Table 1).

Table 1 – County Recyclables by Commodity in Tons for Calendar Year 2006

Compiled by the Maryland Department of the Environment from Reports Submitted for Calendar Year 2006

County	MRA Rate ²	Waste Diversion Rate ³	Maryland Recycling Act (MRA) Materials							Non-MRA Recyclables ⁴	Total Recycling*
			Compostables	Glass	Metals	Paper	Plastic	Misc.	Subtotal		
Allegany	29.10	32.10	8,336	116	1,441	6,604	552	7,637	24,686	18,962	43,648
Anne Arundel	46.26	49.26	208,582	8,553	17,762	77,763	5,786	25,147	343,593	567,193	910,786
Baltimore City	42.04	42.04	31,088	1,510	9,509	80,036	875	166,476	289,494	266,761	556,255
Baltimore County	45.25	50.25	82,219	5,450	299,011	172,773	3,226	161,805	724,484	324,191	1,048,675
Calvert	49.85	51.85	48,829	685	6,260	9,568	388	698	66,428	53,572	120,000
Carroll	27.72	29.72	17,611	1,936	3,940	19,025	663	2,636	45,811	264,456	310,267
Cecil	35.40	37.40	46,925	426	5,314	6,331	1,457	587	61,040	41,101	102,141
Charles	39.68	44.68	21,406	1,853	6,825	22,585	1,015	2,560	56,244	135,476	191,720
Dorchester	18.32	18.32	3,013	0	546	1,000	58	4,430	9,047	46,931	55,978
Frederick	36.02	39.02	25,334	2,428	4,763	37,234	1,470	47,840	119,069	48,065	167,134
Garrett	51.13	52.13	19,017	247	517	1,261	35	3,100	24,177	13,988	38,165
Harford	52.80	56.80	69,436	1,390	8,571	56,712	449	41,761	178,319	44,419	222,738
Howard	42.28	47.28	60,727	4,144	10,406	96,898	2,124	3,927	178,226	20,380	198,606
Mid-Shore ¹	48.29	48.29	13,485	1,045	3,644	30,992	447	69,680	119,293	103,433	222,726
Montgomery	37.47	42.47	159,066	15,148	75,749	160,254	4,924	7,230	422,371	31,079	453,450
Prince George's	41.03	46.03	97,624	10,792	70,080	122,873	4,982	13,866	320,217	476,237	796,454
Somerset	27.50	27.50	7,264	48	143	120	32	5	7,612	9,478	17,090
St. Mary's	31.93	35.93	10,627	563	4,771	11,915	307	772	28,955	21,622	50,577
Washington	28.88	29.88	9,547	773	2,474	17,808	3,312	8,019	41,933	36,505	78,438
Wicomico	20.59	20.59	6,278	907	2,822	17,495	2,478	1,924	31,904	32,632	64,536
Worcester	32.00	32.00	25,009	980	3,113	5,984	236	676	35,998	70,106	106,104
State Highways of Additional Asphalt and Concrete Recycled										137,700	137,700
TOTAL*	41.16	44.70	971,423	58,994	537,661	955,231	34,816	570,776	3,128,901	2,764,287	5,893,188

* Due to rounding, tonnage totals in this table may differ slightly from the sum of actual values.

¹ Mid-Shore Regional Recycling Program includes Caroline, Kent, Queen Anne's and Talbot Counties.

² MRA Recycling Rate = MRA recycling tonnage ÷ (MRA recycling tonnage + MRA waste) x 100.

³ Waste Diversion Rate = Recycling Rate + Source Reduction (SR) Credit (based on voluntary reporting of SR activities). **Bolded** rates include both recycling and SR activities.

⁴ Column includes materials, such as construction and demolition debris, land clearing debris and recycled fluids that fall outside the scope of the standard MRA Recycling Rate, but are reported by the counties as recycled materials.

Table 2 – Recycling of Non-MRA Materials in Tons

*Compiled by the Maryland Department of the Environment
from Reports Submitted for Calendar Year 2006*

MATERIAL	TONS RECYCLED
Antifreeze	2,180
Asphalt & Concrete	1,335,724
Coal Ash	25,134
Construction/Demolition Debris	155,967
Landclearing Debris	216,542
Scrap Automobiles	324,288
Scrap Metal	289,881
Sewage Sludge	45,065
Soils	215,956
Waste Oil	96,354
Other Materials	57,196
TOTAL	2,764,287

State agencies achieve cost savings by boosting the amount of waste diverted to recycling and by reducing the total amount of waste generated. Greater savings are realized by reducing the amount of waste generated. In 2006, State agencies diverted an additional 45% of their MRA waste for recycling over 2005. The potential cost savings of this increase in the MRA recycling tonnage was further improved by a decrease of 8% in the total amount of MRA waste disposed. Consider the following money-saving scenarios based upon 2006 data with an average Maryland tipping fee of \$52:

- § Maryland State government realized \$1,081,319 of avoided disposal costs by recycling 20,795 tons of MRA material.
- § If each State agency (per the EO) achieves a 20% recycling rate by increasing its MRA tonnage, nearly \$123,500 in additional avoided disposal costs would be realized for a potential total savings of over \$1,204,815.
- § If each State agency (per the EO) achieves a 20% recycling rate by decreasing the amount of waste generated, additional savings of over \$617,481 would be realized for a potential total savings of over \$1,698,800.

MDE continues to encourage State agencies to expand their recycling programs through technical support and on-site expertise, the *All StAR News* (a newsletter devoted to recycling in State government – see Appendix A), and acting as an information clearinghouse by forwarding any relevant recycling information to the appropriate State offices.

Table 3 – Maryland State Agencies' 2006 Recycling Rates

Compiled by the Maryland Department of the Environment from Reports Submitted for Calendar Year 2006

Agency Name	No. of Sites	No. of Sites Reporting	No. of People*	Total MRA 2006 (tons)	2006 MRA Recycling Rate (%)^
Department of General Services	21	20	10,108	693.84	22.1
Department of Labor, Licensing & Regulation	13	11	1,218	157.69	17.1
Department of Agriculture	3	3	303	55.02	40.1
Maryland Public Broadcasting Commission	1	1	187	15.57	9.7
Comptroller of the Treasury	1	1	850	183.34	63.8
Maryland School for the Deaf	2	2	827	92.76	35.3
Department of Natural Resources	5	0	723	NR	NR
Department of Juvenile Services	14	14	2,709	188.07	9.66
Maryland State Archives	1	1	100	7.19	18.3
Department of the Environment	1	1	898	66.06	40.9
Department of Transportation	63	57	27,596	6,762.18	36.5
Department of Health and Mental Hygiene	17	12	8,959	1,229.90	18.7
Maryland General Assembly	1	1	1,068	99.49	25.9
Dept. of Public Safety and Correctional Services	29	29	35,901	1,472.67	9.9
Department of Human Resources	12	11	4,654	164.1	20.9
Department of Assessments and Taxation	1	1	16	1.03	15.2
University of Maryland System	15	14	117,489	8,672.31	30.3
St. Mary's College of Maryland	1	1	2,485	107.02	8.5
Morgan State University	1	1	8,613	102.00	15.0
Department of Education	3	3	1,822	49.26	19.0
Maryland Automobile Insurance Fund	1	1	405	80.84	49.3
Maryland Stadium Authority	1	1	1,085	167.57	7.6
Baltimore City Community College	1	1	8,159	3.88	1.1
Maryland Environmental Service	1	1	170	13.29	29.9
Maryland Food Center Authority	1	1	21	0.00	0.0
Judiciary of Maryland	1	1	100	14.97	41.6
Subsequent Injury Fund Board	1	1	16	4.0	69.0
Department of Veterans Affairs	1	1	657	1.00	69.4
Department of Budget and Management	1	1	200	7.15	12.1
Maryland State Police	27	27	1,704	241.59	29.3
Dept of Business and Economic Development	1	1	650	29.84	27.6
Maryland Higher Education Commission	1	1	79	11.30	39.7
Dept. of Housing and Community Development	1	1	400	77.87	48.4
Maryland Insurance Administration	1	1	300	21.80	35.9
TOTALS	245	224	242,564	20,794.59	25.0

* State employees comprise approximately 85,233 of the total number of people at State Agency Locations.

^ The 1988 Maryland Recycling Act mandates a State Government recycling rate of at least 20%.

Bold Type – Satisfied the 20% recycling rate
 NR – Did not report

 Increase in MRA tonnage over 2005
 Recycling Rate greater than previous year

The ability to get a recycling contractor to offer recycling pick-up service at a reasonable price is the largest obstacle to increasing the All StAR recycling rate. Companies who process and collect recyclables are in the business to make money. This is possible in large offices or offices in metropolitan areas where the quantity of recyclables generated makes it economically feasible to offer recycling pick-up service. In small offices or offices in rural areas, not enough recyclables are generated to make it economically feasible for recycling pick-up service. In these situations, legislation requiring State offices to recycle will not change this fact. Requiring the State to lease office space where recycling is integrated into State leasing and janitorial contracts, similar to waste collection contracts, could overcome this obstacle and make improvements in the recycling programs for Maryland State government. Currently, leasing contracts allow State offices to set up recycling programs, but they do not require them as part of the lease. MDE's preliminary talks with the Department of General Services on this issue, while showing promise, have not progressed past the introductory phase.

In addition, designating a recycling coordinator in each State office with responsibility to reach the recycling goals and ensuring that State offices have the means to support a recycling program, such as establishing a material staging area, locations for recycling bins, etc., could improve State agency recycling rates.

How MDE Supports Recycling in Maryland

Promoting Recycled Products

The collection, sorting, and use of recycled materials in the manufacturing of new products are just part of the recycling process. Once manufacturers turn recyclables into products, it becomes everybody's responsibility to "close the loop" and buy products made of recycled material. MDE works to create demand for these products by:

- ⊙ Promoting a Buy Recycled training manual and program developed by the Maryland Environmental Service (MES) for government purchasing agents. The training manual provides information on increasing purchases of products made with recycled materials.
- ⊙ Displaying recycled content items on MDE's exhibit panels that travel to school fairs, conferences, outreach events, etc. The promotion of recycled content items and the recycling process may also be discussed in presentations given to schoolchildren in grades K-12.

MDE encourages State government to increase the use of products made with recycled materials by supporting procurement initiatives:

- ❖ State government is required to purchase products with recycled content whenever practicable. A 5% pricing preference over similar items not made from recycled material is allowed.
- ❖ MDE works cooperatively with the Maryland Department of General Services (DGS) to promote government purchasing of materials with recycled content.

- In FY 2006, buying paper products made with recycled content paper was the rule not the exception with nearly 100% of all paper products (*e.g.*, paper, books, paper towels, etc.) purchased made from recycled content paper.
- Details on State procurement guidelines along with lists of products available with recycled content such as picnic tables, park benches, and re-refined motor oil are available on the DGS web page at <http://dgsweb.dgs.state.md.us/procure/Recycled-Laws.htm>. Local jurisdictions in Maryland are able to piggyback on State procurement contracts.
- Boilerplate language stating, "All products used in packing to cushion and protect during the shipment of commodities are to be made of recycled, recyclable, and/or biodegradable materials" is included on all Maryland Invitation to Bid Solicitations and Purchase Orders.

Special Programs

From July 2006 through June 2007, MDE continued implementing special programs designed to expand recycling and protect public health and the environment.

Newsprint

Maryland law mandates that, on a statewide basis, newspapers distributed in Maryland shall contain at least 40% recycled content newsprint. To determine compliance with the law, publishers are required to file quarterly and annual reports with MDE. In the year following a reporting period (reporting period is comprised of the current calendar year and the immediately preceding two calendar years) where the recycled content percentage requirement is not met, each newspaper publisher who distributes a newspaper in Maryland shall satisfy the recycled content percentage requirement or pay a fee of \$10 per ton for each ton a publisher falls below the 40% requirement. In the reporting period ending CY 2006, the newsprint recycled content percentage was 46.1%, exceeding the requirements of the MRA.

Table 4 contains 53 publishers that distribute 162 different newspapers in Maryland. MDE is currently working with the Maryland, Delaware, District of Columbia Press Association and exploring other options to gather the information, required under the MRA, from publishers who did not fulfill reporting requirements.

Table 4 – Maryland Newspaper Publishers

Publisher	Content %	Publisher	Content %
A&C Business News	NR	Gannett Company, Inc.	33.1
Afro-American Newspapers	NR	Greenbelt Cooperative Publishing	NR
American Farm Publications	33.6	Herald-Mail	47.2
Baltimore Business Journal	94.3	Independent Newspapers, Inc.	47.7
Baltimore Jewish Times	47.6	Kimbel Publications	35.2
Baltimore Sun Community Newspapers	100	Landmark Community Newspapers	35.8
Baltimore Sun	44	Latin American Times	NR
Baltimore Times Publications	28.9	Legal Times	NR
Bay Weekly	32.2	Maryland Coast Dispatch	NR
Bayside Gazette	27.3	Morgan Messenger	30.8
Capital-Gazette Newspapers	30.1	New York Times Company	30.7
Carroll Publishing Company	30.6	News Journal, Wilmington	26.7
Catholic Review	39.6	Post Newsweek Media	80.3
Chatsworth Enterprises	35.5	Prince George's Post	30.6
Chesapeake Publishing Corporation	36.1	R&B Publishing Company	100
City Paper	NR	Randall Family, LLC	65.9
Connection Publishing	NR	Sentinel Newspapers	28.9
Courier	36	Sincell Publishing Company	NR
Cumberland Times News	30.8	Southern Maryland Printing	31.6
Daily Record	32.4	USA Today	31.5
Dow Jones & Company	22.3	Washington Business Journal	NR
El Tiempo Latino	75.3	Washington County Pickett	35.2
Express Publications Company, LLC	45.4	Washington Newspaper Company	NR
Flag Publications	NR	Washington Post	44.7
Freestate Independent Inc.	28.4	Washington Times	27.7
FT Publications Inc.	15	Western Montgomery Bulletin	30
		Zip Publishing	29.8
NR – Did not report		% based upon partial reporting period data	

Telephone Directory

The MRA requires telephone directory publishers, who in the previous calendar year used at least 50 tons of directory stock in telephone directories distributed in the State of Maryland, to use directory stock with a recycled content, by weight, of at least 40%. Publishers of telephone directories must file an annual report with MDE detailing the recycled directory stock content used in their directories.

There are five known publishers of telephone directories distributed in the State of Maryland. In 2006, recycled content for these directories was reported as follows:

- ✗ Data National – 69.3% recycled content;
- ✗ Hispanic Yellow Pages – 0%;
- ✗ Patuxent Publishing Company – 68.5% recycled content
- ✗ Idearc Media – 40% recycled content; and

- ✦ Yellow Book USA – 62.1% recycled content

Per the MRA, any publisher of telephone directories distributed in the State who fails to submit the required report shall be deemed to have failed to meet the percentages established.

Electronics Recycling (eCycling)

Computers and other consumer electronics are a rapidly growing part of the waste stream. The potential environmental and health threats posed by computers and other consumer electronics that may contain toxic materials such as lead, mercury, cadmium, and chromium, continue to raise concerns about their disposal.



In 2005, Maryland became the third state to enact electronic recycling legislation. The Statewide Computer

Recycling Pilot Program (SCRPP) required computer manufacturers to register with, and pay an annual registration fee to, MDE in order to sell their products in Maryland. In 2007, the Statewide Electronics Recycling Program (SERP) was passed. Effective October 1, 2007, the SERP builds upon the success of the SCRPP. Key changes to the SCRPP include expanding the scope of electronics covered and clarification to the definition of “manufacturer”. Highlights of the SERP include:

- ★ Requiring manufacturers who manufacture an average of more than 1,000 covered electronic devices (*i.e.*, a computer or video display device (*e.g.*, televisions, monitors, etc.) with a screen that is greater than 4 inches measured diagonally) per year in the immediately preceding 3-year period to register with and pay a registration fee to MDE if they plan to sell or offer for sale to any person in the State a new covered electronic device.
- ★ Payment of an initial annual registration fee of \$10,000. The subsequent annual renewal registration fee is \$5,000 but the fee can be reduced to \$500 provided the manufacturer has a MDE approved takeback program.
- ★ Prohibiting a retailer from selling or offering for sale to any person in the State a new covered electronic device manufactured by a manufacturer who has not registered and paid the required registration fee to MDE.
- ★ Provision for civil and administrative penalties against manufacturers and retailers who fail to comply with the SERP.
- ★ Issuance of grants to counties and municipalities to assist with covered electronic device recycling activities.
- ★ Requiring local governments to address methods for the separate collection and recycling of covered electronic devices in their recycling plans in order to be eligible for State grants.

Through June 30, 2007, 36 manufacturers registered with MDE and were authorized to sell their products in Maryland in 2007. \$190,000 of registration fees were issued as grants to 17 counties and municipalities for activities including establishing permanent collection facilities, curbside pickup for seniors, purchasing equipment, expanding electronics recycling, and holding special collection events.

Highlights of eCycling in Maryland from October 2001 to December 2006, include:

- ✓ 80 special collection events (*i.e.*, 1 or 2-day collection events) were held in 24 jurisdictions.
- ✓ Permanent collection programs have been established in Anne Arundel, Baltimore City, Baltimore County, Calvert, Carroll, Cecil, Charles, Frederick, Harford, Howard, Montgomery, Prince George's, St. Mary's, Wicomico, and Worcester Counties.
- ✓ Regularly scheduled eCycling collection events are held in the cities of Greenbelt and Salisbury.
- ✓ A one-day event in Baltimore County on April 30, 2005, collected over 89 tons of electronic equipment from 1,600 participants.
- ✓ Over 8,200 tons of electronic equipment has been collected for recycling throughout Maryland since the start of the eCycling program.

Information on Maryland's eCycling program is available on MDE's web page at www.mde.state.md.us/ecycling. Table 5 gives a breakdown of the electronics equipment collected through MDE sponsored eCycling special events or through residential permanent eCycling programs. An additional 2,117 tons of electronics were collected in 2006, that Counties reported to MDE as being from commercial businesses that were not part of MDE sponsored eCycling special events or through residential permanent eCycling programs.

Mercury Recycling

MDE continues to implement the 2001 mercury legislation entitled "*Mercury and Products that Contain Mercury*" (*Environment Article, Subtitle 9 Sections 6-904 through 6-907*) by establishing collaborative relationships with institutions working on mercury reduction and planning to meet possible future requirements of the law. MDE has developed informational materials on the hazards of mercury, designed programs to encourage voluntary efforts of Marylanders to reduce mercury, increased awareness of mercury, and provided an information source for Marylanders in the event of mercury spills. In conjunction with County Health Officers and Environmental Health Directors, MDE worked to develop and distribute information for adults and children on mercury and mercury-containing products. Fact sheets are available on MDE's web page at www.mde.state.md.us/Programs/LandPrograms/Hazardous_Waste/mercury/index.asp. The fact sheets cover such topics as mercury thermometer drop-off locations, general mercury information, alternative products to those containing mercury,

Table 5 – eCycling Collection Programs

County	Population	Type	Date(s)	No. of participants	Tons collected	Pounds collected	Pounds/participant
Maryland (State)	5,668,875	-	thru 12-31-05	-	5,136.20	10,295,758	-
eCycling Special Events in 2006							
Allegany	73,940	2-day	11-10, 11-06 12-8, 9-06	100 100	8.78 2.58	17,563 5,158	176 52
Baltimore Co.	792,420	1-day	4-8-06	1,035	59	118,000	114
Garrett	30,330	1-day	7-15-06	175	12.33	24,660	141
Midshore *	133,910	1-day 1-day	4-29-06 11-4-06	200 402	20.75 23	41,500 46,000	208 114
Prince George's	854,920	1-day	10-22-06	403	6.74	13,485	33
Washington	143,000	1-day 1-day	6-3-06 11-18-06	285 not recorded	14.16 18.66	28,320 37,325	99 unavailable
Worcester	50,010	1-day	10-28-06	122	4.88	9,760	80
Permanent eCycling in 2006							
Anne Arundel	514,960	-	2006	-	397.15	794,295	-
Baltimore City	637,930	-	2006	-	262.16	524,320	-
Baltimore County	792,420	-	2006	-	202.44	404,880	-
Calvert	90,390	-	2006	-	60.39	120,781	-
Carroll	171,140	-	2006	-	181.37	362,740	-
Cecil	99,670	-	2006	-	32.2	64,400	-
Charles	141,410	-	2006	-	82.71	165,426	-
Frederick	226,120	-	2006	-	94.09	188,180	-
Harford	241,940	-	2006	-	122.48	244,960	-
Howard	274,960	-	2006	-	460.13	920,260	-
Montgomery	944,400	-	2006	-	619.06	1,238,120	-
Prince George's **	854,920	-	2006	-	232.17	464,345	-
St. Mary's	98,870	-	2006	-	52.76	105,520	-
Wicomico **	90,590	-	2006	-	65.5	131,006	-
Worcester	50,010	-	2006	-	97.87	195,740	-
Totals (2001 – 2006)				2,822 (2006)	8,281.25	16,562,502	108 (2006)

* Midshore Region is composed of Kent, Queen Anne's, Talbot, and Caroline Counties.

** The Cities of Greenbelt (21.93 tons) and Salisbury (42.93 tons) also had eCycling events in 2006. The totals from the cities are included in their respective counties.

mercury spill cleanup and spill kit vendor information, and fish consumption advisories. The MDE Emergency Response Division also continues to provide mercury specific response training to firefighters throughout the State.

New mercury legislation in 2006, Environment Article Section 6-905.2, prohibits the sale of mercury containing thermostats by October 1, 2007. It also requires that MDE report to the Governor and Legislature detailing the statewide collection, reclamation, and recycling of all products containing mercury.

MDE has collaborated with many organizations to fulfill the *Mercury and Products that Contain Mercury Act* mandates. Collaborations have been useful in ensuring that more Marylanders are aware of the hazards of mercury and the requirements of legislation concerning mercury. Some collaborations include:

- ✧ Support of the National Vehicle Mercury Switch Recovery Program (NVMSRP). NVMSRP is the result of a two-year collaborative effort involving EPA, vehicle manufacturers, the American Iron and Steel Institute, the Steel Manufacturers Association, the Institute of Scrap Recycling Industries, the Automotive Recyclers Association, Environmental Defense, the Ecology Center (Ann Arbor), and representatives of the Environmental Council Of the States. Stakeholders developed a voluntary program to recover mercury switches from scrap cars and trucks before they are shredded for recycling. In addition to being free to scrap dealers, the program pays scrap dealers \$1 per switch that is returned for recycling. In February 2007, MDE contacted over 200 scrap dealers in Maryland urging them to participate in the NVMSRP. As of June 30, 2007, 42 dealers had enrolled in the program.
- ✧ Continued support of the Hospitals for a Healthy Environment (H2E) program. When hospitals sign on as H2E Partners, they pledge to eliminate mercury at their facility and reduce the quantity and toxicity of health care waste. The Maryland H2E program, now supported with staff funded by a private foundation grant, conducts regular workshops on these topics. To date, 39 Maryland hospitals have signed on as partners.

Many County health departments and other local government agencies continue to maintain permanent mercury fever thermometer collection locations. Elemental mercury and other mercury thermometers are collected at these locations. Table 6 contains a list of established mercury thermometer recycling drop-off locations.

Natural Wood Waste Recycling

A Natural Wood Waste Recycling Facility (NWWRF) means a facility where recycling services for natural wood waste are provided. Natural wood waste (NWW) means tree and other natural vegetative refuse. NWW includes tree stumps, brush and limbs, root mats, logs, and other natural vegetative material. NWW does not include pallets, crates, lumber, wood chips, firewood, or other products that may be made from NWW, but have subsequently been processed.

Table 6 – Established Mercury Thermometer Drop-off Locations

Facility	Location	County	Contacts
Maryland Department of Environment	1800 Washington Blvd., Suite 610 Baltimore, MD 21230	Baltimore City	410-537-3314
Calvert County Solid Waste Facility	Appeal Landfill 401 Sweet Water Road Lusby, MD 20657	Calvert	Shirley Steffey 410-326-0210
Carroll County Health Department	290 South Center Street, PO Box 845 Westminster, MD 21158	Carroll	Charles Zeleski 410-876-1884
Cecil County Health Department	401 Bow Street Elkton, MD 21921	Cecil	Chuck Smyser 410-996-5160
Dorchester County Health Department Family Preventative Health Services	503 B Muir Street Cambridge, MD 21613	Dorchester	Theresa Cornish 410-228-3294
Garrett County Health Department	1025 Memorial Drive Oakland, MD 21550	Garrett	301-334-7760
Harford County Department of Public Works	Office of Recycling 3241 Scarboro Road Street, MD 21154	Harford	Bob Ernst 410-638-3417
Howard County Health Department	Howard County Health Dept. 7178 Columbia Gateway Dr. 3 rd Floor Columbia, MD 21046-2147 410-313-6300 Southeastern Health Center 9525 Durness Lane Laurel, MD 20723 410-880-5888 Ellicott City Health Center 8492 Baltimore National Pike Ellicott City, MD 21043 410-313-2333 Columbia Health Center 7180 Columbia Gateway Drive Columbia, MD 21046 410-313-7500	Howard	Bureau of Environmental Health 410-313-2640
Kent County Health Department	125 Lynchburg Street Chestertown, MD 21620	Kent	410-778-1631
Prince George's County Department of Environmental Resources	Brown Station Road Sanitary Landfill 3500 Brown Station Road Upper Marlboro, MD 20774	Prince George's	Bob Reading 301-883-7164
Queen Anne's County Health Dept., Clinical Programs	206 N. Commerce Street Centreville, MD 21617	Queen Anne's	Connie Ralph 410-758-0720
Somerset County Solid Waste Department	11916 Somerset Avenue Princess Anne, MD 21853	Somerset	Charles Cavanaugh 410-651-9641
Wicomico County Solid Waste Division	6948 Brick Kiln Road Salisbury, MD 21801	Wicomico	Kenneth Townsend 410-548-4935
Worcester County Health Department	6040 Public Landing Road Snow Hill, MD 21863	Worcester	Tony Fambro 410-632-1100

MDE views NWW as vegetation, in its natural state, that has been discarded or designated for disposal and requires owners or operators of facilities that receive or process natural wood waste to obtain a permit to operate. Any

person or company engaged in natural wood waste recycling activities is regulated under Code of Maryland Regulations 26.04.09. A NWWRF does not include a collection or processing facility operated by a nonprofit or governmental organization located in the State. A NWWRF is also not a single individual or business that processes only NWW generated on its premises or that provides recycling services solely for its employees. Additionally, facilities that only accept processed wood are not required to obtain a NWWRF Permit from MDE. Table 7 lists current permitted NWWRFs in Maryland.

Additional information on Maryland's NWW program is available at www.mde.state.md.us/Programs/LandPrograms/Solid_Waste/index.asp on MDE's web page, or by contacting MDE's Solid Waste Program at 410-537-3375 or khosseinz@mde.state.md.us.

Business Resources

MDE provides assistance to businesses that are interested in participating in Maryland's recycling program by guiding them through the State regulatory framework, consulting on recycling program implementation, and locating markets for recyclable materials. The following provides a more detailed description of these activities.

Market Locator

The success of Maryland's recycling programs is linked to finding markets for the materials collected. The State's material recovery facilities (MRFs) are strategically located to ensure materials reach their market economically.

Businesses can access the Recycling Market Directory at www.mde.state.md.us/recycling to find a market for recyclable materials. The web site is designed to promote commercial recycling in Maryland and is searchable by commodity. Businesses can also check the homepage of the Mid-Atlantic Consortium of Recycling and Economic Development Officials (MACREDO) at <http://macredo.org/> for facilities in the region. The MACREDO database is searchable by business name, commodity group, facility type, member state, and metropolitan area and/or zip code. Additional links to other companies are available on MDE's recycling web pages for the specific commodity in question. For companies without access to the Internet, MDE can mail or fax a list of markets by material.

Automobile Tires – The Scrap Tire Recycling Act established a mechanism for the cleanup of scrap tire stockpiles and for the collection, transportation and recycling or processing of all scrap tires that are generated annually in Maryland. The Act established the State Used Tire Cleanup and Recycling Fund (Fund) as the funding support for the Scrap Tire Program.

Table 7 – Permitted Natural Wood Waste Recycling Facilities

COUNTY/CITY	FACILITY NAME	PHONE NUMBER
ANNE ARUNDEL		
Pasadena	A-A Recycling, Inc.	410-437-7718
Annapolis	Broadneck Hauling	410-757-6152
Crofton	Wm. Alan Boehm	410-721-1866
Odenton	L&W Recycling, Inc.	410-551-9142
BALTIMORE		
Essex	Albert J. Bierman	410-682-2992
Baltimore	Baltimore County DPW	410-887-2009
Baltimore	Edrich Lumber, Inc.	410-922-5959
Baltimore	Hollins Organic Product	410-828-0210
Baltimore	Northwest Recycling, LLC	410-833-9369
White Marsh	Wirtz & Daughters	410-335-0400
CALVERT		
Prince Frederick	Thomas L. Hance, Inc.	410-586-0383
Lusby	Quality Built Homes, Inc.	410-535-6008
CARROLL		
Woodbine	Green-Cycle Industries, LLC	301-674-6689
Westminster	Carroll Co. Dept. of Enterprise & Recreation	410-386-2097
CECIL		
Elkton	A.L.C. Mulch & Soil, LLC	410-392-0770
Elkton	Grass Busters Landscaping	301-292-1166
CHARLES		
Ripley	James E. Hill	301-934-7158
Newburg	Maximulch, LLC	301-259-4906
Port Tobacco	Mona Enterprises	301-932-6332
FREDERICK		
Frederick	Frederick Co. Board of County Commissioners	301-694-1848
Point of Rocks	William Lee Butler	301-607-4541
HARFORD		
Aberdeen	Comer Construction Co.	410-879-6094
Whiteford	Arthur D. Hesron	410-692-2673
Bel Air	T&M Mulch, Inc.	410-838-2266
Aberdeen	Crouse Construction Co.	410-879-1822
HOWARD		
Ellicott City	Jerom M. Carlin	410-465-4078
MONTGOMERY		
Brookville	ACME Biomass Reduction, Inc.	301-540-2968
Poolesville	Twin Ponds Farm, LLC	301-942-6700
PRINCE GEORGE'S		
Capital Heights	Aggregate & Dirt Solutions, LLC	301-572-9450
Laurel	Aggregate & Dirt Solutions, LLC	301-572-9450
Upper Marlboro	Dower House Road, LLC	301-809-6113
Clarksburg	Ritchie Land Reclamation LP	301-428-0800
TALBOT		
Queen Anne	Dependable Sand & Gravel, Inc.	410-822-6363
WASHINGTON		
Hagerstown	Washington Co. Board of County Commissioners	240-313-2790
Hancock	L&I Tree Clearing, LLC	301-678-7100
WICOMICO		
Delmar	Dunn's Tractor Services, Inc.	410-742-7429
WORCESTER		
Bishopville	David J. Reeves, Inc.	410-352-5063

The Department uses the Fund for administration of the program, licensing activities, stockpile cleanups, enforcement/compliance, remedial actions, and for the development and distribution of public information concerning scrap tire issues.

Under the Department’s authorization, the Maryland Environmental Service (MES) may use portions of the Fund to implement and oversee programs established as part of a Scrap Tire Recycling System and other projects that reduce, recover and/or recycle scrap tires.

A detailed report on the handling of scrap tires in Maryland is available in the *Maryland Scrap Tire Program’s Annual Report* available on MDE’s web page at http://www.mde.state.md.us/Land/land_publications/index.asp.

Batteries – The metals and plastics contained in batteries can be recycled and used to make other products (including new batteries). In addition, the recycling of batteries allows the collection of hazardous metals where they can be more easily managed. Most Counties accept all types of batteries from residents as part of County Household Hazardous Waste (HHW) programs. Specific HHW information is available through each County. County contact information is available on MDE’s web page at www.mde.state.md.us/Programs/LandPrograms/Recycling/Local/index.asp. Old automobile batteries can be returned to the retail establishment where a replacement battery is purchased and rechargeable battery collection locations can be obtained by calling 1-800-8BATTERY (822-8837). Additional battery recycling resources for residents and businesses are available by accessing the “Recycling Market Directory” on MDE’s recycling web page at www.mde.state.md.us/recycling. Battery recycling companies listed in the “Recycling Market Directory” include:

Company Name	Telephone Number
AERC Recycling	321-952-1516
Air Cycle Corporation	800-909-9709
Arundel Recycling	410-761-6595
Battery Solutions, Inc.	810-494-5010
Cambridge Iron & Metal	410-327-7867
Eco-Battery, Inc.	888-768-2004
EnviroLight and Disposal	727-526-8870
Everlights, Inc.	773-734-9873
Exide Corporation	610-378-0540
H.D. Metal Company	410-546-1111
Inmetco	724-758-2800
Maryland Recycle Company	410-780-3060
Rechargeable Battery Recycling Corporation	877-723-1297
Schultz & Sons Salvage	410-479-2110
Southeast Recycling Technologies Inc.	800-592-3970

Company Name	Telephone Number
USA Lights	301-699-6244
Waldorf Metal Company	301-932-1220

Please contact these companies for details.

White Goods – White goods are defined as large household appliances such as refrigerators, stoves, air conditioners, and washing machines. Once collected, white goods have environmentally detrimental materials removed for proper disposal, and the remaining materials (usually metal) are sold for scrap and made into new products. Every County and Baltimore City accepts white goods from residents for recycling. Contact each jurisdiction for details and any questions concerning the proper collection procedures. Contact information is also available in the “State, County, and City Contact Info” section on MDE’s web page at www.mde.state.md.us/recycling. Additionally, resources for residents and businesses are available under “Metals” in the “Recycling Market Directory” available on MDE’s recycling web page.

Permitting Guidance

Documents are available and regularly updated through MDE to assist recycling and composting businesses in understanding environmental permitting procedures and requirements.

Business Guide to Environmental Permits and Approval – This Business Guide to Permits and Approvals (www.mde.state.md.us/Permits/busGuide.asp) contains important information about the different types of permits, licenses and approvals issued by the Maryland Department of the Environment (MDE). These permits affect businesses and individuals ranging from well drillers, dry cleaners, and gas stations, to power plants and other large industrial facilities. MDE developed this guide as part of its continued commitment to provide excellent service to its permitting customers. The information in this guide can help you determine your permitting needs.

Local Permitting Issues for Recycling and Composting Facilities – This fact sheet lists various local permits and approvals that may be required of recycling and composting businesses. It also gives information on local economic development points of contact at the county level for any business considering locating or expanding in a specific jurisdiction. This factsheet is available by request or by going to the MDE's recycling web page at www.mde.state.md.us/recycling and clicking on “Education and Outreach”.

Solving the Permit Puzzle in Maryland – This document outlines common State permit procedures and permits that may be required of recycling and composting businesses. MDE’s Customer Service Center (CSC) is the point of contact for information and assistance. The CSC can be reached at 410-537-3772 or 800-633-6101, x3772. This booklet is available by request or by going to MDE’s

recycling web page at www.mde.state.md.us/recycling and clicking on "Publications".

Waste Diversion Guide

Commercial Waste Diversion Implementation Guide – This document assists local recycling coordinators who are working with businesses to promote recycling and source reduction. Case studies detailing successful commercial waste diversion efforts are provided. The guide is available on the MDE web site at www.mde.state.md.us/assets/document/recycling/commercialwasteguide.pdf.

Education and Outreach

As State and County recycling programs mature, it is important for MDE to regularly promote the benefits of recycling and waste reduction to a variety of audiences. From July 2006, thru June 2007, MDE continued to emphasize public education through outreach efforts such as television commercials, classroom instruction, and special events.

MDE in the Classroom



In the 2006-2007 school year, MDE promoted "MDE in the Classroom" offering various displays, presentations and demonstrations that travel to schools and events throughout Maryland. Last school year, MDE reached 1,817 students and teachers at 14 Maryland schools. Activity lesson plans were also distributed to teachers of all grades as requested.

Grades K-4 received a Power Point presentation that discussed:

- What is your environment;
- How we use our environment;
- What MDE does;
- Waste facts;
- Recycling; and
- Source reduction and reuse.

A hands-on waste sorting activity helped students understand how to recycle and a group discussion on a story that incorporates all of the discussion points in the Power Point presentation helped the students remember what they learned.

Grades 5-8 received a Power Point presentation that discussed:

- ▶ What is your environment;
- ▶ How we use our environment;
- ▶ What MDE does;
- ▶ Environmental pollution and litter prevention;
- ▶ Waste facts;
- ▶ Recycling process;

- ▶ Source reduction and reuse;
- ▶ Buy recycled; and
- ▶ Household hazardous waste.



Hands-on demonstrations included a landfill model, a water quality model, and recycled content products.

Grades 9-12 received a Power Point presentation that discussed:

- ⊙ The organizational structure of MDE;
- ⊙ The responsibilities and laws associated

with waste diversion;

- ⊙ MDE’s recycling initiatives and programs;
- ⊙ Waste generation;
- ⊙ Recycling process;
- ⊙ Source reduction and reuse;
- ⊙ Buying recycled; and
- ⊙ Household hazardous waste.

Hands-on demonstrations included a landfill model, a water quality model, and recycled content products.

CBS Radio Kids Fest

On July 15, 2006, MDE participated in the seventh annual Kids Fest, sponsored by CBS Radio. This event was held at the Maryland State Fairgrounds in Timonium and drew approximately 12,000 attendees. The MDE themed display “Things Kids Can do to Help the Environment” aired a video on recycling by “Bill Nye the Science Guy” and promotional cartoons starring the “Recycling Guys”. Handouts on source reduction and recycling were provided to the general public, as well as eCycling and recycling promotional items. Children attending the event could participate in a hands-on beanbag toss game, and were awarded an environmental activity book and an “eco-flyer” made of recycled plastic.



YMCA Thingamajig Invention Convention

On August 3, 2006, MDE participated in the 12th Annual YMCA Thingamajig Invention Convention at the Equestrian Center in Upper Marlboro. Children, ages 5 to 14, were invited to learn that science, technology, and the arts can be fun. Additionally, the event offered a wide variety of workshops, activities, and problem solving skills. MDE’s exhibit highlighted things kids can do to save the environment, such as making a zero waste lunch and making an art project from recycled materials. Fact Sheets on recycling, source reduction, and building a zero waste lunch were distributed. Recycling promotional items such

as pencils, sunflower seeds, stickers, bookmarkers, and activity books were also distributed to attendants.

CBS Radio Taste of Baltimore

On September 30, 2006, MDE staffed a booth at the 2006 Taste of Baltimore held at Camden Yards in Baltimore City and sponsored by CBS Radio. Information on recycling, eCycling, source reduction, reuse, and litter prevention was distributed along with MDE's 2003-2006 Accomplishments Report and Numbers to Know. Recycling promotional items such as recycled plastic Frisbees, activity books, pens and mercury-free thermometers were distributed. Over 18,000 attended the event.

America Recycles Day (ARD)

America Recycles Day (ARD) is a national event that promotes recycling, source reduction, and buying products made from recycled materials as objectives to a more sustainable society. MDE held the fifth Annual "Rethink Recycling" sculpture contest on November 17, 2006.



The "Rethink Recycling" sculpture contest was held at the Maryland Department of the Environment in Baltimore and featured 38 entries from 10 different high schools across Maryland. The Sculpture Contest challenged students to innovatively and artistically use recycled or reused materials as a solution to waste reduction. With instruction to create a sculpture that promotes "America Recycles Day", students made sculptures containing electronic components, cardboard, plastic, scrap wood, dryer lint, old tea bags and more. Participants were judged based on creativity, use of materials, and workmanship. In addition, new to this year's contest was a "People's Choice" award that was given to the sculpture who received the most votes from everyone who attended the contest.



The top sculpture was a flamingo made from paper clips, aluminum can tabs, an umbrella, a trash can lid, old silverware and copper piping.

WSSC Earth Week Fair

On March 21, 2007, MDE exhibited at the Washington Suburban Sanitary Commission's (WSSC) Earth Week Fair at WSSC headquarters in Laurel. MDE provided information on eCycling, composting, source reduction, litter control and recycling. Promotional items such as recycled plastic memo holders, magnets and recycled tire pens were distributed.

Ft. Detrick Earth Day Fair

On April 5, 2007, MDE staffed a display at Ft. Detrick's Earth Day Fair. Military families were invited to attend the event that featured displays and activities focusing on environmental stewardship and protection. MDE provided handouts and fact sheets on source reduction, composting, recycling and water quality. Attendees were given the opportunity to participate in a hands-on demonstration of the EnviroScape Point and Nonpoint Source Model, where they learned how everyday activities like washing your car and changing your car's oil could have detrimental effects on the health of the Chesapeake Bay.

Glenarden Woods Elementary School Earth Day Fair

On April 20, 2007, MDE participated in Glenarden Woods Elementary School's Earth Day Fair, sponsored by the PTA. MDE hosted a "station" in the school's outdoor courtyard where grades K through 6 engaged in a discussion on recycling and source reduction, followed by a hands on, waste sorting activity.

Bay Day Celebrations

On May 9, 2007, MDE participated in Kennard Elementary School's Bay Day Celebration in Centreville. A presentation on source reduction, litter prevention and reuse and recycling was given to third grade students. Students also participated in a hands on waste sorting activity and viewed products made from recycled materials.

May 31, 2007, MDE participated in Hereford Middle School's Bay Day Celebration held at Gunpowder Falls State Park in Baltimore County. Students participated in a hands on demonstration of the EnviroScape Point and Nonpoint Source Model, where they simulated the pollutants that everyday activities contribute to the Chesapeake Bay. A classroom discussion on point and nonpoint source pollution, watershed concepts, best management practices and litter prevention followed the model demonstration.

June 5, 2007, marked the participation in Sudlersville Elementary School's Bay Day Celebration held at the school in Queen Anne's County. A presentation on source reduction, litter prevention and reuse and recycling was given to groups of second grade students. After the presentation, students participated in a hands on waste sorting activity, and viewed products made from recycled materials.

MDE's Education Team Adopt-A-School

The Recycling and Operations Program participated in MDE's "Adopt A School" program during the 2006-2007 school year. Outreach representatives from MDE's administrations (Air, Land, Water) worked collaboratively with faculty from Calverton Middle School in Baltimore City to incorporate lessons and hands on activities in the middle school science curriculum. On May 14, 2007, and May 21, 2007, presentations were given to six 6th grade classes. Lessons focused on litter prevention, landfills, source reduction, and reuse and recycling. Students also participated in a hands-on waste sorting activity,

followed by an additional hands-on activity where students created edible landfills.

MDE Web Site

Information on Maryland's waste diversion activities can be found on MDE's recycling web page at www.mde.state.md.us/recycling. The web page includes information on: State and County recycling programs, source reduction, special projects (*e.g.*, electronics and mercury recycling, composting, and household hazardous waste), tire recycling, setting up recycling programs at work and school, All StAR recycling, educational resources, outreach activities, and links to other sites. New information is added as it becomes available. MDE's website also offers Maryland's citizens and businesses the opportunity to e-mail MDE with questions or comments on recycling.

County Recycling & Solid Waste Managers Forums

MDE organizes regular joint County Solid Waste and Recycling Managers meetings in Maryland throughout the year. These meetings offer managers the opportunity to network and share ideas and gain insight to promote efficient solid waste management. MDE reports on the latest recycling activities, trends, legislative and regulatory changes. Speakers from industry and government are invited to educate local governments on issues including news media and public education, new technologies, and initiatives such as electronics recycling and reducing mercury in the environment. In an effort to keep these forums focused and relevant, County managers are periodically surveyed regarding the meeting format and their technical support needs.

Partnerships

MDE recognizes the value of being an active partner with local and regional groups that focus on waste management issues. The following is a description of MDE's partnerships.

Maryland Recyclers Coalition (MRC) – The MRC (www.marylandrecyclers.org/) is a non-profit, volunteer organization committed to promoting waste reduction, recycling and the conservation of natural resources. MRC is dedicated to promoting partnerships and cooperation between private and public sectors. MDE supports the mission of the MRC through staff participation, funding, and projects. MDE attends monthly MRC meetings and reports MDE's activities and accomplishments to MRC Board members and attendees.

Maryland Environmental Service (MES) – MES (www.menv.com/) recognizes that recycling is an element of effective waste management. MES assists the MDE led All StAR program and local governments by offering a full range of recycling services including program planning and implementation, facility

management and operation, and marketing of materials. MES administers the Maryland Used Oil Recycling Program on behalf of MDE. Information on MES programs is available at www.mes@menv.com or 1-800-4RECYCLE (1-800-473-2925).

Northeast Maryland Waste Disposal Authority (NMWDA) – The NMWDA (www.nmwda.org/) provides solid waste and biosolids management to its members – Anne Arundel County, Baltimore City, Baltimore, Carroll, Frederick, Harford, Howard, and Montgomery Counties. The Authority manages three waste-to-energy facilities, and a facility that converts sewage sludge into compost.

Mid-Atlantic Consortium of Recycling and Economic Development Officials (MACREDO) – MDE is a member of MACREDO, a consortium that was established through a grant from the United States Environmental Protection Agency Region III to promote regional market development efforts for recycled materials. Other members include representatives from Delaware, Pennsylvania, Virginia, West Virginia and the District of Columbia. MACREDO offers a forum for information exchange between member jurisdictions, local authorities, the private sector, and nonprofit organizations.

Information about ongoing MACREDO projects is available on the MACREDO home page at <http://macredo.org/>. These projects involve construction materials recycling and reuse, electronic product recovery, food waste composting, a recycling markets directory, and mixed paper recovery.

County Waste Diversion Programs

County waste diversion programs are the key to the success of waste diversion in Maryland. MDE works cooperatively with each County to ensure that valuable market and program information is shared, analyzed, and discussed. Table 8 illustrates the elements of Maryland's individual recycling programs. Additionally, MDE's recycling web page contains detailed information on the County recycling programs and source reduction activities.

MDE commends County recycling and solid waste managers for their innovative thinking, hard work and dedication in providing education and implementing recycling and source reduction programs for Maryland's citizens and businesses. Highlights of County programs in 2006 include:

- ❖ Eleven counties achieved waste diversion rates greater than the 40% waste diversion goal.
- ❖ Fifteen counties earned SR credits. Five of these counties, Baltimore, Charles, Howard, Montgomery, and Prince George's earned the maximum 5% SR credit.
- ❖ Citizens had access to recycling by curbside collection or a regional network of drop-offs or both.
- ❖ Fifteen Counties had permanent electronic drop-off locations.

- ❖ The Cities of Greenbelt and Salisbury had regularly scheduled eCycling collection events.
- ❖ Ten counties held eCycling collection events.
- ❖ Fourteen counties operated textile collection programs.
- ❖ Fourteen counties and Baltimore City maintained 19 permanent mercury drop-off locations and 8 counties participated in mercury collection events from July 2006 through June 2007.
- ❖ Seven counties collected paint for recycling.
- ❖ Three counties recycled boat shrink-wrap.
- ❖ Seventeen counties operated Household Hazardous Waste Programs.

It is important to remember that waste diversion programs are constantly evolving. Appendix B includes contact information for Maryland's recycling coordinators who can provide the most current information about waste diversion in their jurisdictions. For additional information, log onto MDE's recycling web page at www.mde.state.md.us/was/recycling and click on "State, County, and City Contact Info."

Table 8 -- County Residential Recyclables by Commodity

County	Mixed Paper – Containers – Organics*	White Goods	Lead-Acid Batteries	Oil/ Antifreeze	Established Electronic Drop-offs	Paints	Textiles	Hg°	HHW~	Comments^
Allegany	✓	✓		✓/✓			✓		✓	eCycle, #1 & 2 plastic only, tires; No books
Anne Arundel	✓	✓	✓	✓/✓	✓	✓			✓	mercury, wood pallets, C & D, scrap metal
Baltimore City	✓	✓	✓	✓/✓	✓				✓	leaves and x-mas tree only, household batteries, C & D
Baltimore County	✓	✓	✓	✓/✓	✓	✓			✓	mercury, gasoline, usable building material
Calvert	✓	✓	✓	✓/✓	✓		✓	✓	✓	cooking oil, ink-jet cartridges, rechargeable batteries, scrap metal, propane tanks, oil filters
Caroline	✓	✓	✓	✓/✓			✓		✓	eCycle; No colored paper, books, magazines, x-mas trees; Mid-shore program
Carroll	✓	✓	✓	✓/✓	✓		✓	✓	✓	asphalt roof shingles, scrap metal, propane tanks
Cecil	✓	✓	✓	✓/✓	✓		✓	✓	✓	wood pallets, fluorescent lights, rechargeable batteries, medication
Charles	✓	✓	✓	✓/✓	✓		✓		✓	household batteries, oil filters; No books, paperboard
Dorchester	✓	✓		✓/✓				✓		crab chum composting; No books
Frederick	✓	✓	✓	✓/✓	✓		✓		✓	pesticide bottles, mercury, wood pallets, propane; No books
Garrett	✓	✓		✓/✓						eCycle; No books
Harford	✓	✓	✓	✓/✓	✓	✓	✓	✓		gasoline, pesticide containers, oil filters
Howard	✓	✓	✓	✓/✓	✓	✓	✓	✓	✓	propane tanks, asphalt roof shingles, scrap metal, reusable building materials
Kent	✓	✓	✓	✓/✓			✓	✓	✓	eCycle, pesticides, boat shrink-wrap; Mid-shore program; No hardback books
Montgomery	✓	✓	✓	✓/✓	✓	✓	✓	✓	✓	tvs, bicycles, cooking oil, propane tanks, tires, reusable building materials
Prince George's	✓	✓	✓	✓/✓	✓	✓		✓	✓	cooking oil, mattress foam
Queen Anne's	✓	✓		✓/✓			✓	✓	✓	eCycle, boat shrink-wrap, passenger tires; Mid-shore program
St. Mary's	✓	✓	✓	✓/✓	✓	✓	✓	✓	✓	#1 & 2 plastic only, pesticide containers, oil filters, ink jet cartridges, cooking oil, rechargeable batteries, propane cylinders, scrap tires, metal
Somerset	✓	✓		✓/✓						No books
Talbot	✓	✓	✓	✓/✓			✓		✓	eCycle, pesticides, boat shrink-wrap; Mid-shore program
Washington	✓	✓	✓	✓/✓			✓			pesticides, drywall
Wicomico	✓	✓		✓/✓	✓		✓	✓	✓	pesticides, wood pallets
Worcester	✓	✓	✓	✓/✓	✓			✓	✓	drywall

* Unless otherwise noted in the **Comments Column**, *Mixed Paper* includes: all paper types, books, cardboard, magazines, newspaper, and telephone books; *Containers* include: glass, metal, and plastic; *Organics* include: yard trimmings and Christmas tree recycling. ° Have established Mercury Drop-offs ~ Household Hazardous Waste Collection Day ^eCycle = electronics recycling

Appendix

**THIS PAGE
INTENTIONALLY
LEFT BLANK**

Appendix A

**THIS PAGE
INTENTIONALLY
LEFT BLANK**



ALL STAR NEWS

Summer, 2007

All STAR



Start a Rechargeable Battery and Cell Phone Recycling Program at Your Agency

- KARA SCHWENKE
MDE STAFF


Recycling rechargeable batteries and cell phones has never been easier. Thanks to the Rechargeable Battery Recycling Corporation's (RBRC) *Call2Recycle*™ program, your agency can be supplied with a collection box and a pre-paid, pre-addressed shipping label that will be used to send batteries and cell phones to a processing and recovery facility.

RBRC is a non-profit public service organization dedicated to recycling used rechargeable batteries and old cell phones. RBRC collects the Nickel Cadmium (Ni-Cd), Nickel Metal Hydride (Ni-MH), Lithium Ion (Li-ion), and Small Sealed Lead *(Pb)

rechargeable batteries that power a variety of portable electronic products such as cellular and cordless phones, power tools, laptop computers, camcorders, two-way radios, and digital cameras. Since 1994, RBRC has recycled more than 22 million pounds of rechargeable batteries.

RBRC offers recycling plans for retailers, communities, public agencies, and businesses. RBRC provides collection materials and pays recycling costs.

If your agency participates in the *Call2Recycle*™ program, all of the collected batteries and cell phones can be applied to your Maryland Recycling Act (MRA) rate. For more information on how to obtain a collection kit and participate in the *Call2Recycle*™ program, log onto www.call2recycle.org or contact customer service at 877-723-1297.



16 Maryland State Agencies Reach 20% Goal

- KARA SCHWENKE
MDE STAFF

The 1988 Maryland Recycling Act (MRA) requires the development of a recycling plan that



reduces the amount of solid waste disposed by State government by at least 20 percent or to an amount that is practical and economically

[See All STAR, page 2]

RECYCLING CONTACTS

Maryland Department of the Environment
Waste Management Administration
www.mde.state.md.us/recycling

Hilary Miller, Program Manager
Recycling and
Operations Program
hmiller@mde.state.md.us

David Mrgich, Chief
Recycling and Marketing Division
dmgich@mde.state.md.us

Christy Bujnovszky, Head
State and County Recycling Section
cbujnovszky@mde.state.md.us



Did you know?

According to the EPA, more than 350 million rechargeable batteries are purchased in the U.S. annually.

MDE Staff is Here to Help!

- KARA SCHWENKE
MDE STAFF

Looking to boost your agency's recycling rate but need some help doing it? Remember – MDE's Recycling and Operations Program is here to help in any way it can!

Christy Bujnovszky has been with MDE's Waste Management Administration for 10 years (formerly working for the Scrap Tire Program) joining the Recycling Program in January 2006. Christy is the lead contact person for state and county recycling, and works to provide technical support to encourage recycling and facilitate reporting on collection activities for State agencies.

Christy Bujnovszky can be reached at (410) 537-3314 or by email at cbujnovszky@mde.state.md.us. Feel free to contact her for help with your All StAR program!



The next All StAR News is scheduled for the Winter of 2007!

[ALL StAR, from page 1]



feasible. In no case may the amount to be recycled be less than 10 percent. In 2006, Maryland State Government exceeded the minimum rate and recycled 25.8 percent of the waste generated. This is a 5 percentage point increase over the 2005 recycling rate!

Thirteen State agencies increased their MRA tonnage over 2005 and recycled at least 20 percent of their waste. These are as follows; Comptroller of the Treasury, Department of General Services, Maryland School for the Deaf, Maryland Department of the Environment, Maryland Department of Transportation, Department of Health and Mental Hygiene, University of Maryland System, Maryland Automobile Insurance Fund, Subsequent Injury Fund Board, Maryland State Police, Department of Business and Economic Development, Maryland Higher Education Commission and Maryland Insurance Administration. Additionally, even though their MRA tonnages did not increase

in 2006, an additional 4 state agencies (Department of Veterans Affairs, Judiciary of Maryland, Maryland Environmental Service, and Department of Human Resources) met the 20 percent goal. Kudos to the Subsequent Injury Fund Board for increasing their recycling rate from 2005 by a whopping 26 percentage points to 69%! Morgan State University also gets a thumbs up for doubling both their MRA tonnages and recycling rate from 2005. Keep up the good work – 20% is just around the corner for you!

Keep in mind that even if you don't recycle at all the sites within your agency, MDE still needs you to complete the All StAR report.

A more detailed breakdown of the 2006 All StAR recycling results is presented on the following page. Additional information on Maryland's 25.8% All StAR Recycling Rate will soon be available on MDE's recycling web page at www.mde.state.md.us/Programs/andPrograms/Recycling/StateAgencies/index.asp.



Have a story idea or specific questions on a topic? Send comments and ideas for future stories to David Mrgich at dmrgich@mde.state.md.us.

MARYLAND DEPARTMENT OF THE ENVIRONMENT

1800 Washington Blvd. • Suite 610 • Baltimore, Maryland 21230-1719
410-537-3314 • 800-633-6101 x3314 (within Maryland) • <http://www.mde.state.md.us/recycling>

Maryland State Agencies' 2006 Recycling Rates

Agency Name	No. of Sites	No. of Sites Reporting	Total MRA 2006 (tons)	2005 MRA Recycling Rate (%) [^]	2006 MRA Recycling Rate (%) [^]
Department of General Services	20	20	693.84	24.0	22.1
Department of Labor, Licensing & Regulation	12	0	NR	NR	NR
Department of Agriculture	2	0	NR	NR	NR
Maryland Public Broadcasting Commission	1	1	15.57	22.2	9.7
Comptroller of the Treasury	1	1	183.34	53.9	63.8
Maryland School for the Deaf	2	2	92.76	19.3	35.3
Department of Natural Resources	5	0	NR	34.9	NR
Department of Juvenile Services	14	12	188.07	8.5	16.0
Maryland State Archives	1	1	7.19	17.7	18.3
Department of the Environment	1	1	66.06	39.5	40.9
Department of Transportation	64	54	6559.32	35.8	37.5
Department of Health and Mental Hygiene	17	10	979.89	10.5	21.3
Maryland General Assembly	1	0	NR	NR	NR
Dept. of Public Safety and Correctional Services	29	28	1472.61	12.6	9.9
Department of Human Resources	12	5	79.86	26.2	26.4
Department of Assessments and Taxation	1	1	1.03	17.9	15.2
University of Maryland System	15	14	8672.31	23.5	30.3
St. Mary's College of Maryland	1	1	107.02	17.4	8.5
Morgan State University	1	1	102.00	8.2	15.0
Department of Education	3	3	49.26	16.6	19.0
Maryland Automobile Insurance Fund	1	1	80.84	40.2	49.3
Maryland Stadium Authority	1	1	167.57	11.0	18.3
Baltimore City Community College	1	1	3.88	1.6	1.1
Maryland Environmental Service	1	1	13.29	30.0	29.9
Maryland Food Center Authority	1	1	0.00	0.0	0.0
Judiciary of Maryland	1	1	14.97	32.6	41.6
Subsequent Injury Fund Board	1	1	4.00	43.4	69.0
Department of Veterans Affairs	1	1	1.00	NR	69.4
Department of Budget and Management	1	1	7.15	16.7	12.1
Maryland State Police	27	27	241.59	29.3	29.3
Dept of Business and Economic Development	1	1	29.84	20.6	27.6
Maryland Higher Education Commission	1	1	11.30	39.2	39.7
Dept. of Housing and Community Development	1	0	NR	12.5	NR
Maryland Insurance Administration	1	1	21.80	29.1	35.9
TOTALS	243	194	19,855.10	20.2	25.8

* State employees comprise approximately 84,929 of the total number of people at State Agency Locations.

[^] The 1988 Maryland Recycling Act mandates a State Government recycling rate of at least 20%.

Bold Type – Satisfied the 20% recycling rate
NR – Did not report

Increase in MRA tonnage over 2005
 Recycling Rate greater than previous year

Appendix B

**THIS PAGE
INTENTIONALLY
LEFT BLANK**

County Recycling Coordinators

Allegheny

Ms. Terry Bennett
Recycling Coordinator
Allegheny County Department of Public Works
701 Kelly Road
Cumberland, MD 21502-
Phone: (301) 777-5933 **Ex:**
Fax: (301) 777-2001
Email: terry.bennett@allconet.org

Anne Arundel

Ms. Kelly L. Mackall
Recycling Project Specialist
Waste Management Services
2662 Riva Road
MS-7406
Annapolis, MD 21401-
Phone: (410) 222-7954 **Ex:**
Fax: (410) 222-4484
Email: pwmack26@aacounty.org
Mr. Robb Fish, Program Specialist

Baltimore City

Ms. Tonya Simmons
Recycling Coordinator
Bureau of Solid Waste
200 Holiday Street
Baltimore, MD 21202-
Phone: (410) 396-4511 **Ex:**
Fax: (410) 545-6117
Email: tonya.simmons@baltimorecity.gov

Baltimore County

Mr. Charles Reighart
Recycling Coordinator
County Office Building
111 West Chesapeake Avenue
Towson, MD 21204-
Phone: (410) 887-2000 **Ex:**
Fax: (410) 887-2931
Email: creighart@baltimorecountymd.gov
Mr. Clyde Trombetti, Public Info. Specialist
Mr. Joe Pistorio, Public Info. Specialist

Calvert

Mr. Bill Teter
Office of Recycling
P.O. Box 1330
401 Sweetwater Road
Lusby, MD 20657-
Phone: (410) 326-0210 **Ex:**
Fax: (410) 586-9461
Email: teterwj@co.cal.md.us

Caroline

Mr. Marshall Monteith
Recycling Coordinator
Department of Public Works
520 Wilmuth Street
Denton, MD 21629-
Phone: (410) 479-4040 **Ex:**
Fax: (410) 479-0409
Email: mmonteith@pubworks.caroline.md.us

Carroll

Mr. Clifford Engle
Chief, Bureau of Solid Waste
Dept. of Public Works
225 North Center Street
Room 200
Westminster, MD 21157-5194
Phone: (410) 386-2633
Fax: (410) 840-8279
Email: vlegge@ccg.carr.org

Cecil

Ms. Tanya Adams
Recycling Coordinator
758 East Old Philadelphia Road
Elkton, MD 21921-
Phone: (410) 996-6275 **Ex:**
Fax: (410) 287-4608
Email: tadams@ccgov.org

Charles

Ms. Lowry Phelps
Department of Public Facilities
1001 Radio Station Road
La Plata, MD 20646-
Phone: (301) 932-3599 **Ex:**
Fax: (301) 932-3449
Email: phelpsl@govt.co.charles.md.us

Dorchester

Mr. Charles Blades
Dorchester Co. Dept. of Solid Waste
5435 Handley Road
Cambridge, MD 21613-
Phone: (410) 463-0171 **Ex:**
Fax: (410) 228-9516
Email: cblades@docogonet.com

Frederick

Mr. Phil Harris
Recycling Coordinator
Department of Solid Waste
9031 Reichs Ford Road
Frederick, MD 21704-
Phone: (301) 696-2960 **Ex:**
Fax: (301) 631-3044
Email: pharris@fredco-md.net

Garrett

Ms. Kim Madigan
Garrett County Office of Solid Waste
3118 Oakland-Sang Run Road
Oakland, MD 21550-
Phone: (301) 387-0322 **Ex:**
Fax: (301) 387-2224
Email: kmadigan@garrettcountry.org

Harford

Mr. C. Robert Ernst
Recycling Coordinator
Division of Environmental Affairs
3135 Scarboro Road
Street, MD 21154-
Phone: (410) 638-3417 **Ex:**
Fax: (410) 638-4019
Email: cernst.co.ha.md.us

Howard

Mr. Alan Wilcom
Recycling Coordinator
Bureau of Environmental Services
6751 Columbia Gateway Drive
Columbia, MD 21046-
Phone: (410) 313-6444 **Ex:**
Fax: (410) 313-6490
Email: awilcom@co.ho.md.us
Ms. Kim Reichart, Recycling Coordinator

Kent

Mr. Martin Holden
Waste Management Coordinator
Kent County Public Works
709 Morgnec Road
Suite 104
Chestertown, MD 21620-
Phone: (410) 778-7448 **Ex:**
Fax: (410) 778-7424
Email: mholden@kentgov.org

Midshore

Mr. James Wood
Midshore Recycling Program
Queen Anne's Co. Dept. of Public Works
P.O. Box 56
Centreville, MD 21617-
Phone: (410) 758-6605 **Ex:**
Fax: (410) 758-6606
Email: jwood@friend.ly.net

Montgomery

Mr. Alan Pultyniewicz
Division of Solid Waste Services
101 Monroe Street
6th Floor
Rockville, MD 20850-
Phone: (240) 777-6400 **Ex:**
Fax: (240) 777-6465
Email:
alan.pultyniewicz@montgomerycountymd.gov
Mr. Tom Kusterer
Mr. Bill Davidson

Prince George's

Ms. Carol Bracaglia
Recycling Manager
1220 Caraway Court
Suite 1050
Largo, MD 20774-
Phone: (301) 883-5045 **Ex:**
Fax: (301) 883-7645
Email: cabracaglia@co.pg.md.us
Ms. Marilyn Rybak, Planner

Queen Anne's

Mr. Charles Brown
Recycling Coordinator
P.O. Box 56
Centreville, MD 21617-
Phone: (410) 758-2697 **Ex:**
Fax: (410) 758-6606
Email: cvanover@qac.org

Somerset

Mr. Charles Cavanaugh
Director of Solid Waste Management
Somerset County Government
11916 North Somerset Avenue
Princess Anne, MD 21853-
Phone: (410) 651-9641 **Ex:**
Fax: (410) 651-1156
Email: ccavanaugh@co.somerset.md.us

St. Mary's

Mr. Richard Tarr
Recycling Coordinator
Engineering Services
P.O. Box 508
California, MD 20619-
Phone: (301) 863-8400 **Ex:**
Fax: (301) 863-8810
Email: richard_tarr@co.saint-marys.md.us

Talbot

Mr. Derick Brummell
Recycling Coordinator
Department of Public Works
605 Port Street
Easton, MD 21601-
Phone: (410) 770-8168 **Ex:**
Fax: (410) 770-8176
Email: derickb@talbotgov.org

Washington

Mr. Harvey Hoch
Recycling Coordinator
12630 Earth Care Road
Hagerstown, MD 21740-
Phone: (240) 313-2796 **Ex:**
Fax: (240) 582-3412
Email: hhoch@washco-md.net

Wicomico

Mr. Mark Whitelock
Superintendent
6948 Brick Kiln Road
Salisbury, MD 21801-
Phone: (410) 548-4935 **Ex:**
Fax: (410) 548-4847
Email: mwhitelock@wicomocounty.org
Mary Phillips (MRA Report)

Worcester

Mr. Ronald Taylor
Recycling Coordinator
Central Facility Landfill
7091 Central Site Lane
Newark, MD 21841-
Phone: (410) 632-3177 **Ex:**
Fax: (410) 632-3000
Email: rtaylor@co.worcester.md.us