



Department of the Environment

Annual Report Solid Waste Management In Maryland Calendar Year 2007

Prepared for the
Senate Education, Health, and Environmental Affairs Committee
and the
House Environmental Matters Committee

November 2008



MARYLAND DEPARTMENT OF THE ENVIRONMENT
1800 Washington Boulevard | Baltimore, MD 21230 | www.mde.state.md.us
410-537-3315 | 800-633-6101 x3315 | TTY Users: 800-735-2258
Martin O'Malley, Governor | Anthony G. Brown, Lt. Governor | Shari T. Wilson, Secretary



MIDE





Maryland Department of the Environment

Table of Contents

Executive Summary4 - 6
Amount of Solid Waste Managed by Category7
Introduction8
Data Collection Methodology 9
Amount of Solid Waste Disposed of in the State that is Generated Outside of the State and the Jurisdictions Where the Solid Waste Originated10-11
Amount of Solid Waste Generated in the State That is Transported Outside the State For Disposal12
Solid Waste Management Capacities13 - 14
Landfill Capacity Information.....15 - 17
Refuse Disposal Systems - Categories.....18 - 21
APPENDIX A - Waste Quantities At Permitted Solid Waste Acceptance Facilities... ..20 - 25
APPENDIX B - Economic Benefits Provided to Host Communities as Reported by Permitted Solid Waste Acceptance Facilities.....26 - 30
APPENDIX C - Definitions.....31
APPENDIX D - Permitted Natural Wood Waste Acceptance Facilities..... 32 - 35
APPENDIX E - Permitted Solid Waste Acceptance Facilities36 – 38

This report is produced by the Solid Waste Program of the Maryland Department of the Environment. Contents may be used without permission, provided credit is given.

Solid Waste Management in Maryland

Calendar Year 2007

Executive Summary

The Maryland Department of the Environment (“MDE” or “the Department”) respectfully submits to the House Environmental Matters Committee and the Senate Education, Health and Environmental Affairs Committee the Department’s Annual Report describing how solid waste was managed in Maryland during calendar year 2007. The report has been prepared and is submitted in accordance with the requirements of § 9-204(m) of the Environment Article, Annotated Code of Maryland, Chapter 555 of the Acts of 1998.

The reporting requirements defined in § 9-204(m) of the Environment Article direct MDE to prepare a report regarding the amount of solid waste, by weight or volume, which was disposed in the State during the previous year. All permitted solid waste acceptance facilities (refuse disposal systems) must provide MDE with the information needed to prepare this report on an annual basis.

The recycling data reported in this document represents only the recycling activities conducted by the permitted refuse disposal systems. Statewide recycling information is available in the “Maryland Waste Diversion Activities Report,” which is available on the Department’s web page at: www.mde.state.md.us/recycling, or a copy of the report can be obtained by contacting the Department at 410-537-3314.

The following are highlights of information presented:

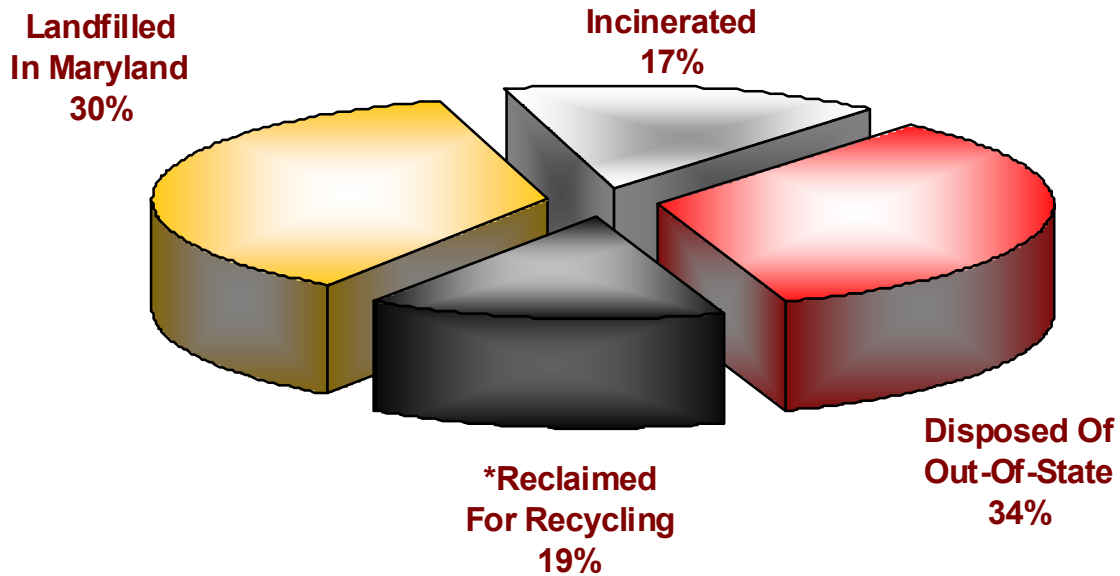
- *A total of 8,249,186 tons of solid waste was managed at Maryland permitted solid waste acceptance facilities during calendar year 2007. This represents a decrease of about 4% from calendar year 2006. Approximately 2,844,102 tons (34%) were exported to out-of-State facilities, 2,503,610 tons (30%) were landfilled, 1,532,286 tons (19%) were recycled/reused, and 1,369,188 tons (17%) were incinerated in Maryland. Note that this does not include materials recycled through county recycling and waste diversion efforts which are the subject of MDE’s annual “Maryland Waste Diversion Activities Report” found on MDE’s website at www.mde.state.md.us/Land/land_publications/index.asp.*
- *Maryland remains a significant exporter of solid waste and exports more waste than it receives from out-of-State. A total of 2,844,102 tons of largely municipal solid waste (1.8 million tons) was transported to out-of-State facilities. Approximately 2,718,724 tons were disposed of and 125,378 tons were recycled. The majority of Maryland’s exported waste (2.6 million tons) was accepted by facilities in Virginia.*
- *Approximately 480,646 tons of solid waste accepted at Maryland permitted solid waste acceptance facilities originated from out-of-State jurisdictions. This is an increase of about 178,479 tons of solid waste imported into Maryland compared to calendar year 2006. The imported waste comprises approximately 6% of the total solid waste accepted from all sources at Maryland permitted solid waste acceptance facilities.*

- *Municipal Solid Waste (MSW) and Construction & Demolition Waste (C&D) constituted 4,655,405 tons (57%) and 2,023,145 tons (25%), respectively, of the total amount of solid waste accepted during calendar year 2007.*
- *Maryland landfills reported a total available capacity of 78,448,856 tons based on the 2007 disposal rate of 2,348,629 tons. This available capacity is based on the calculated compaction rates provided by the landfills. Therefore, at the currently reported disposal rate, there would be approximately 33 years of available landfill capacity in Maryland. Based on this analysis, at current disposal rates and assuming an even distribution of waste to utilize all available capacity, the total available landfill space in the MSW, C & D, Industrial, and Land Clearing Debris landfills would reach capacity in 36, 17, 129 and 30 years, respectively. However, please note that landfill capacity and the volume of waste to be disposed of are not distributed evenly, as the use of most of this capacity is controlled by the landfill owner or operator, usually a local government.*

Assessment

- *Overall, solid waste generation in Maryland in 2007 followed the same trends as in recent years. There was a decrease (4%) in reported solid waste generation from 2006 noted which is likely due to several factors including other economic factors.*
- *There was a reported increase in waste acceptance from out-of-State jurisdictions during 2007. During 2007, approximately 480,646 tons of out-of-State solid waste were accepted in Maryland. This represents an increase of approximately 38% from last year.*
- *The volume of solid waste accepted, processed, and disposed of at the permitted facilities in Maryland is similar to previous years. A total of 1.4 million tons of MSW and 1.1 million tons of C&D were landfilled in Maryland. The reclaimed recyclables were collected, sorted, and transferred to recycling facilities. The land clearing debris (LCD) landfill operators reported that they recycled more than 50% of the waste accepted at these facilities. Two municipal landfills used approximately 247,734 tons of incinerator ash as alternative daily cover materials at their landfills.*
- *Based on stated and anticipated plans by some counties and commercial entities, the use of out-of-State entities for disposal of municipal waste generated in Maryland is likely to increase at least in the short term. Very large commercial landfills can achieve higher efficiencies than that achievable by smaller local landfills, and the cost savings are currently being passed along to customers. Several local governments are using the cost differential to save money while conserving their available landfill space by transferring waste out-of-State. Over the next few years this trend may be somewhat counterbalanced if several commercial rubble landfills which are currently in the application process in Maryland are permitted and set prices that are attractive to out-of-State generators. In the longer term, the cost of motor fuel may make long-haul disposal less attractive, and increase interest in other disposal and recycling options.*

How Solid Waste Was Managed In Maryland In Calendar Year 2007



***Note:** These figures only include materials that are recycled or reused following separation from the waste stream at permitted solid waste acceptance facilities and does not include recyclable items that are separately collected for recycling. For a breakdown of all Statewide recycling information please see the "Maryland Waste Diversion Activities Report".

Table 1**Amount of Solid Waste Managed by Category**

Solid Waste Category	Tons Accepted for Management	Tons Recycled/ Reused	Total Tons Disposed
Municipal Solid Waste	4,655,405	81,876	4,573,529
Construction & Demolition Debris	2,023,145	234,661	1,788,484
Land Clearing Debris	68,285	41,592	26,693
Industrial Waste	104,768	3,734	101,034
Natural Wood Waste	261,869*	261,869	0
Other Wastes	877,617	660,820	216,797
Total Waste Received	7,991,089	1,284,552	6,706,537
Total Tons of Incinerator Ash ¹	258,097	247,734	10,363
TOTAL MANAGED	8,249,186	1,532,286	6,716,900

Key elements for interpreting the data include:

- “Total Managed” represents a cumulative total of “Total Waste Received” and “Total Tons of Incinerator Ash” accepted at landfills for disposal or recycling. Incinerator ash is a by-product of waste that has been generated at incinerators, and is accounted for in the “Total Waste Received” category. The “Total Managed” tonnage, therefore, incorporates a redundancy but does reflect total tonnage managed.
- The reported “Tons Recycled/Reused” information is collected as a part of the Annual Solid Waste Tonnage data submitted by solid waste acceptance facilities regulated by Refuse Disposal Permits. The data only represents the recycling activities at these permitted refuse disposal systems.
- Volume of materials reported as “Other Wastes” includes special medical waste, non-MSW ash, asbestos, sewage sludge, scrap tires, yard waste, white goods, and metals.
- ¹For the “Incinerator Ash” category, the “Tons Recycled or Reused” column indicates the total portion of ash that was utilized for “Landfill Construction” as daily cover at municipal waste landfills.
- *Total weight of Natural Wood Waste Product produced by processing.

**Maryland Department of the Environment
Annual Report to the Legislature
Solid Waste Management in Maryland
Calendar Year 2007**

Introduction

In accordance with § 9-204(m) of the Environment Article, MDE is required to prepare a report regarding the amount of solid waste, by weight or volume, which was managed in the State during the previous year. All permitted solid waste acceptance facilities must provide MDE with the information needed to prepare this report on an annual basis. The report must identify:

- (1) The amount of solid waste managed by the following solid waste categories:
 - Municipal Solid Waste (MSW);
 - Construction and Demolition Debris (C&D);
 - Land Clearing Debris (LCD);
 - Industrial Waste;
 - Incinerator Ash;
 - Natural Wood Waste (NWW); and,
 - Any other solid waste identified by the Department.
- (2) The amount of solid waste managed in the State that is generated outside the State.
- (3) The jurisdictions where the solid waste originated.
- (4) The amount of solid waste generated in the State that is transported outside the State for disposal.
- (5) An estimate of the amount of solid waste managed or disposed by:
 - Recycling
 - Composting
 - Landfilling
 - Incineration

In addition to reporting the information relating to the quantities of solid waste managed, permit holders for solid waste acceptance facilities may also submit optional information relating to the economic benefits provided by those permit holders to the community where that facility is located. Such information may include:

- (1) An accounting of the facility's economic benefits provided to the locality where the facility is located.
- (2) The value of disposal and recycling services provided to the locality at no cost or reduced cost.
- (3) Direct employment associated with the facility.
- (4) Other economic benefits resulting from the facility during the preceding calendar year.

Data Collection Methodology

Solid Waste Disposal Data

To collect the necessary information to comply with the reporting requirements of § 9-204(m) of the Environment Article, the Department has reviewed and compiled the data reported in the Annual Tonnage Reports submitted by permitted solid waste acceptance facilities that accepted solid waste during calendar year 2007. These reports are required as a condition of each facility's Refuse Disposal Permit. The reports describe each facility's solid waste management activities for the preceding year. *Appendix A* provides a list of the State's permitted solid waste acceptance facilities for CY 2007. The Annual Tonnage Report also provides an opportunity for the solid waste acceptance facility to provide additional optional information which describes the economic benefits that the facility provides to the community. *Appendix B* provides a summary of the information relating to these economic benefits that the Department received from the facilities that chose to submit this information.

Recycling Data

To compile the required data summarizing recycling activities during the 2007 calendar year, the Department reviewed and analyzed the information contained in the Annual Tonnage Reports from permitted solid waste acceptance facilities. In previous reporting years, the recycling data submitted for this report was obtained from the Maryland Recycling Act (MRA) Tonnage Reports, submitted annually to the Department by County recycling programs and the City of Baltimore. The recycling data reported in this document represents **only** the recycling activities conducted by the permitted solid waste acceptance facilities. Statewide recycling information is available in the "Maryland Waste Diversion Activities Report", which is available on the Department's web page at www.mde.state.md.us/recycling, or a copy of the report can be obtained by contacting the Department at 410-537-3314.



Amount of Solid Waste Disposed of in the State that is Generated Outside of the State, and the Jurisdictions Where the Solid Waste Originated.

The following table compares the amount of solid waste in tons, by category, that was generated outside of Maryland and imported into the State for disposal to the total amount of solid waste accepted for disposal at permitted solid waste acceptance facilities in Maryland.

Table 2

Solid Waste Category	Tons of Solid Waste Imported Into Maryland	Jurisdictions Where the Solid Waste Originated	Total Tons Accepted From All Sources
MSW	14,319	NY, PA, WV, District of Columbia	4,655,405
C&D	443,942	DE, NJ, NY, PA, VA, WV, District of Columbia	2,023,145
Miscellaneous	22,385	DE, NJ, NY, OH, PA, VA, WV, District of Columbia	1,570,636
Total (Tons)	480,646		8,249,186

- There was an increase of about **38%** of solid waste imported into Maryland in 2007 from out-of-State compared to calendar year 2006.
- The total solid waste imported into Maryland comprises only about **6%** of the total solid waste accepted at Maryland solid waste acceptance facilities.
- The facilities that received the most **MSW** were the Mountainview Landfill in Allegany County, Baltimore Processing and Transfer Center, Wheelabrator Baltimore LP (A.K.A.: BRESKO), and the Northern Landfill Processing and Transfer Station in Carroll County. The majority of MSW was landfilled or incinerated at the previously named facilities or transferred to facilities in Virginia and Pennsylvania for the same purposes.
- The majority of **C&D** (Construction and Demolition) waste that was imported into Maryland was disposed of at privately owned rubble landfills, or was processed into segregated recyclables that were then transferred to Mid-Atlantic recycling facilities. The facilities that received the majority of C&D were Days Cove Rubble Landfill in Baltimore County; Pappy Inc. - Oak Avenue Rubble Landfill in Harford County; Honeygo Run Rubble Landfill and Recovermat Mid-Atlantic Processing Facility in Baltimore County; Ritchie Land Reclamation Rubble Landfill and Sheriff Road Processing and Transfer Station in Prince George's County; and C & D Processing Facility in Montgomery County.
- The "**Miscellaneous**" category includes special medical waste, incinerator ash, non-hazardous industrial waste, asbestos, water treatment plant sludge, and other wastes imported into Maryland for disposal.

Figure 2. Solid Waste Imported into Maryland for Disposal in Relation to the Total Tons of Solid Waste Received for Management

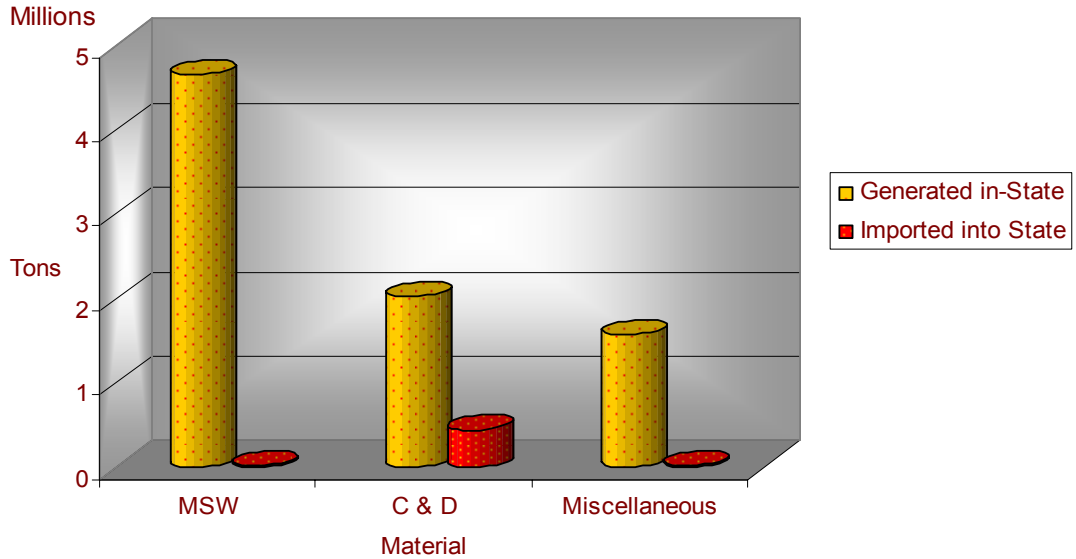


Figure 2: Illustrates the comparison of the amount of solid waste in tons imported into Maryland for disposal to the total amount of Maryland-generated solid waste accepted at permitted solid waste acceptance facilities. In Calendar Year 2007, Maryland’s permitted solid waste acceptance facilities accepted waste from Delaware, New Jersey, New York, Ohio, Pennsylvania, Virginia, West Virginia, and the District of Columbia.

Figure 3: Where Maryland's Solid Waste Was Disposed/Recycled (8,249,186 Tons)

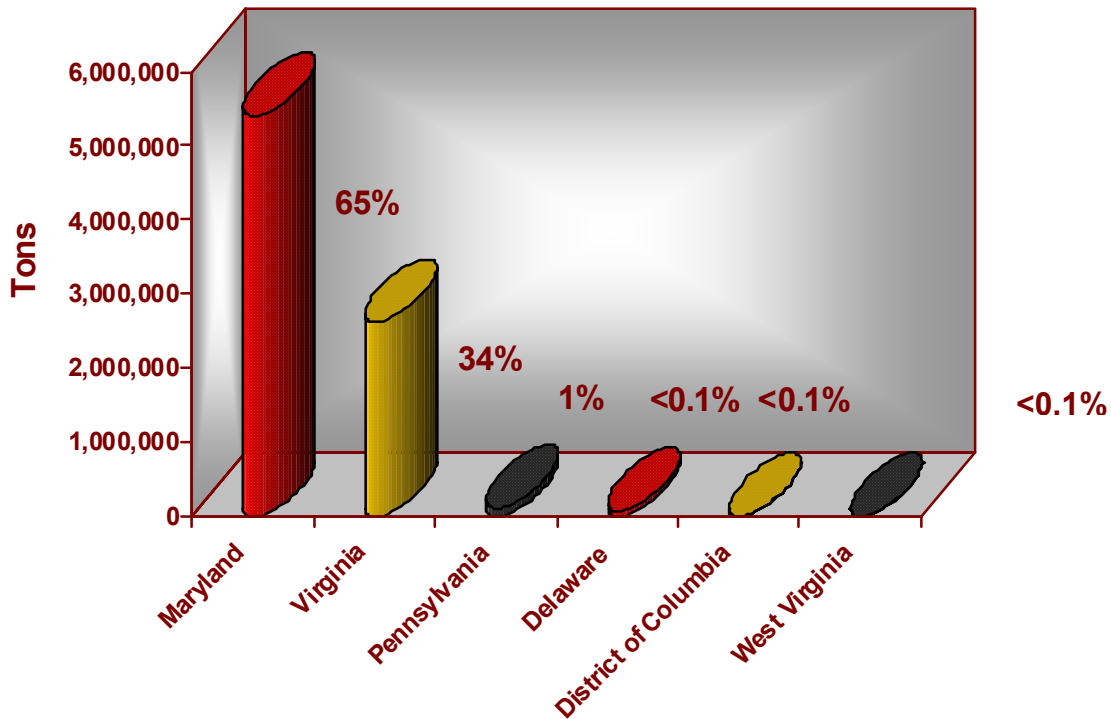


Figure 3: Illustrates by percentage where Maryland’s solid waste was disposed/recycled.

Amount of Solid Waste Generated In the State and Transported Out of the State for Disposal

Due to economic considerations and the desire to conserve disposal capacity in county-owned landfills, many counties in Maryland transport some of their solid waste out-of-State for recycling or disposal. These jurisdictions include: Anne Arundel, Baltimore, Calvert, Carroll, Cecil, Dorchester, Frederick, Garrett, Harford, Howard, Montgomery, Prince George's, St. Mary's, Talbot, and Worcester Counties. The Baltimore County Resource Recovery Facility transported their solid waste to Waverly, Virginia. The Maryland Environmental Service, which operates the Midshore Transfer Station, which serves Queen Anne's, Talbot, Caroline, and Kent Counties, transported a portion of their solid waste to the Waverly, Middle Peninsula, and King George landfills in Virginia. Montgomery County's MSW was collected at the Shady Grove Transfer Station in Rockville and transferred to the Resource Recovery Facility in Dickerson for incineration. The MSW incinerator ash and by-pass material from Resource Recovery Facility was exported to Brunswick, Virginia. St. Mary's County directs solid waste to the Calvert County Transfer Station for transport to out-of-State disposal sites. Several other jurisdictions are evaluating the option of transporting solid waste out of State for disposal.

Table 3

Solid Waste Category	Virginia	Penn-sylvania	Delaware	District of Columbia	West Virginia	Other	Total (Tons)
MSW	1,727,406	55,979	0	0	0	0	1,783,385
C&D	665,434	40,419	0	0	0	0	705,853
Recycling	13,918	6,519	81,445	8,762	10,803	3,931	125,378
Miscellaneous	211,790	17,023	0	0	0	673	229,486
Total (Tons)	2,618,548	119,940	81,445	8,762	10,803	4,604	2,844,102

Table 3 represents the amount of solid waste transported from Maryland for disposal outside the State and the State to which it was transported.

- A significant (**2.8 million tons**) quantity of solid waste, consisting of MSW, C&D and miscellaneous wastes (including incinerator ash and recyclables) were transported outside Maryland for management, which represents approximately **thirty-four percent (34%)** of the total solid waste accepted for disposal at Maryland's permitted solid waste acceptance facilities.
- A total of **thirty-five (35)** facilities exported solid waste for disposal or recycling at out-of-State facilities.
- The Annapolis Junction Processing Facility & Transfer Station, which transferred **660,864 tons of MSW** to Virginia for disposal, was the largest exporter of solid waste to out-of-State disposal.
- The King George Landfill in Virginia accepted approximately **one million** tons of solid waste from Maryland for disposal.

Solid Waste Management Capacities

During 2007, the solid waste accepted at Maryland permitted solid waste acceptance facilities were managed in the following methods:

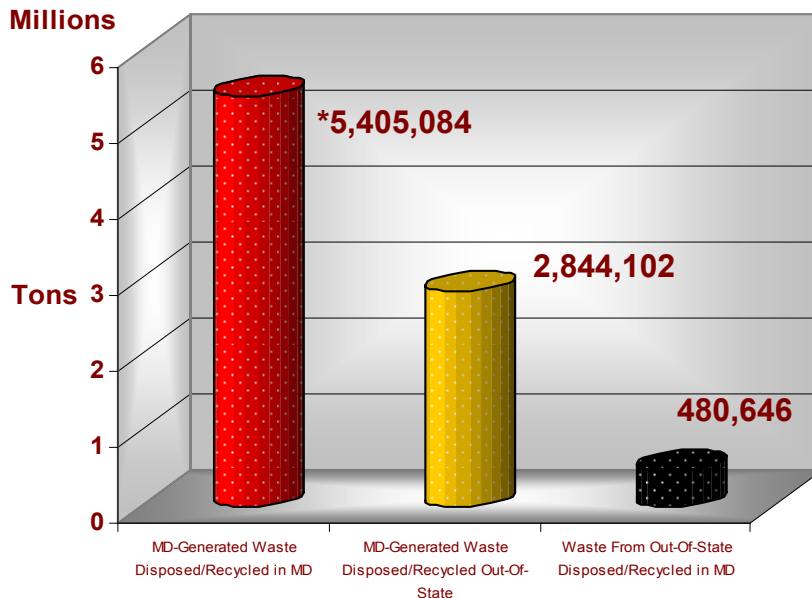
Table 4

Solid Waste Management Method	Tons
Transported Out-of-State	2,844,102
Landfilling	2,503,610
Recycled / Re-used	1,532,286
Incineration	1,369,188
TOTAL	8,249,186

Key points for interpreting Table 4 include:

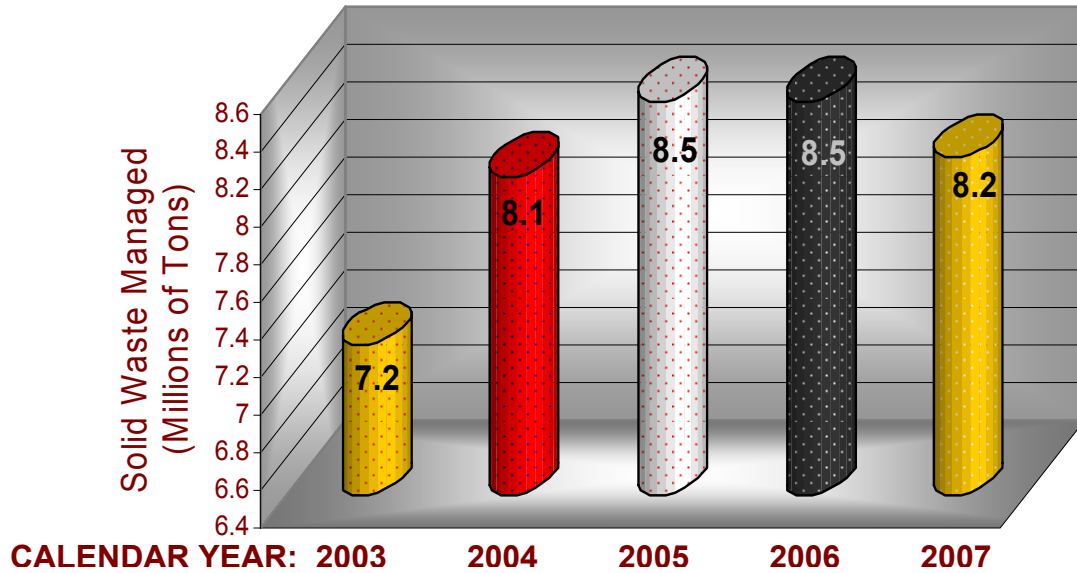
- Solid waste managed includes **480,646 tons** generated from out-of-State sources.
- A total of **247,734 tons** of incinerator ash was used as alternative daily cover materials at Maryland landfills and was included in the Recycled / Re-used category.
- Approximately **177,203 tons** of incinerator ash were exported out-of-State for disposal and included in the Transported Out-of-State category.

Figure 4: Comparison of Solid Waste Managed Net Waste Flow



*Figure 4 – includes quantities of waste landfilled, incinerated, and recycled highlighted in Table 4.

Figure 5: Maryland's Solid Waste Management Capacity



Solid Waste Management In Maryland



New cell under construction at Quarantine Road Landfill, Baltimore City



Waste-to-Energy facility at Dickerson, Montgomery County



The largest processing and transferring facility in operation, Annapolis Junction Transfer Station, Jessup



The construction of a new lined cell at Honeygo Rubble Landfill in White Marsh, Baltimore County

Landfill Capacity Information

Municipal solid waste landfills in Maryland are required to report on their available capacity and the expected life of the facilities at the current disposal rates. This information is summarized in Table 5. MSW landfills reported a total available capacity of 51,762,549 tons with a disposal rate of 1,420,956 tons during 2007. This available capacity is based on the calculated compaction rates provided by the landfills. Thus, at the current disposal rate, there would be 36 years of available MSW landfill capacity in Maryland. However, this calculation does not account for population changes, changes in waste generation or disposal rates, or the closing of older MSW disposal units. Nor does it include facilities for which permits may have been issued, but which have not yet been built and are not accepting waste. Lastly, the Department notes that due to the anticipated relocation of military personnel to Maryland under the Federal BRAC program, jurisdictions must pay close attention to capacity issues in the coming years.

Construction and Demolition Debris landfills (Table 6) reported a total available capacity of 14,313,030 tons with a current disposal rate of 830,159 tons per year. At the current disposal rate, there would be 17 years of available C&D landfill capacity in Maryland. For Industrial landfills, there are 12,300,120 tons of available capacity with a current disposal rate of 95,102 tons per year which would provide 129 years of capacity. The available capacity in Land Clearing Debris landfills is 73,157 tons (for 30 years) at the current disposal rate of 2,412 tons per year.

In total, there are 78,448,856 tons of available capacity with a current disposal rate of 2,348,629 tons per year (33 years).

Here Are The Determining Formulas For The Remaining Capacities (Tons)

Table 5 -- Municipal Landfills

Total Remaining Capacity (51,762,549 Tons) = Total Remaining Capacity (82,162,777 *CY) x Average Compaction Factor of 0.63

Table 6 – Construction and Demolition Debris Facilities

Total Remaining Capacity (14,313,030 Tons) = Total Remaining Capacity (18,350,039 *CY) x Average Compaction Factor of 0.78

Table 7 – Industrial Landfills

Total Remaining Capacity (12,300,120 Tons) = Total Remaining Capacity (6,910,180 *CY) x Average Compaction Factor of 1.78

Table 8 – Land Clearing Debris Landfills

Total Remaining Capacity (73,157 Tons) = Total Remaining Capacity (235,991 *CY) x Average Compaction Factor of 0.31

***(CY) = CUBIC YARDS**

Table 5 -- Municipal Landfills

MUNICIPAL LANDFILL FACILITY NAME	PERMIT NUMBER	Permitted Capacity *(CY)	Landfilled To Date *(CY)	Landfilled To Date (TONS)	Remaining Capacity *(CY)	Reach Capacity Year	Landfilled in 2007 (TONS)	% Used in 2007	Permitted Cells
ALPHA RIDGE MUNICIPAL LANDFILL	2005-WMF-0110	9,978,000	4,165,442	2,291,093	5,812,558	2123	0	0.004%	4
APPEAL MUNICIPAL LANDFILL	2002-WMF-0531	2,799,290	603,070	361,842	2,196,220	2031	210	0.03%	5
BEULAH SANITARY LANDFILL	2004-WMF-0554	1,483,205	1,082,212	752,716	400,993	2011	38,266	6%	4
BROWN STATION ROAD LANDFILL	2003-WMF-0589	16,000,000	10,916,584	6,004,061	5,083,416	2016	471,457	6%	11
CECIL COUNTY CENTRAL LANDFILL	2002-WMF-0532	4,505,000	4,117,054	3,087,791	387,946	2046	85,291	4%	3
CHARLES COUNTY MUNICIPAL LANDFILL	2005-WMF-0076	4,374,700	1,440,308	728,505	2,934,392	2040	40,496	2%	4
EASTERN SANITARY LANDFILL SOLID WASTE MANAGEMENT FACILITY	2005-WMF-0052	22,813,000	9,884,000	4,942,000	11,885,000	2041	87,726	1.2%	9
FORT DETRICK - AREA B	2005-WMF-0327	1,000,900	96,417	76,459	904,483	2554	13	.08%	17
FORTY WEST MUNICIPAL LANDFILL	2005-WMF-0266	20,273,000	2,398,114	981,033	17,874,886	2050	93,289	2.6%	15
GARRETT COUNTY SOLID WASTE DISPOSAL & RECY. FAC.	2006-WMF-0094	1,537,185	728,571	390,716	1,314,356	2026	22,200	5%	4
HARFORD WASTE DISPOSAL CENTER	2005-WMF-0098	2,980,000	2,757,303	1,489,822	222,697	2008	18,611	3%	10
MIDSHORE REGIONAL SOLID WASTE FACILITY	2004-WMF-0144	3,751,244	3,107,002	1,708,862	644,242	2010	95,774	7%	4
MILLERSVILLE MUNICIPAL LANDFILL	1999-WMF-0240	14,300,000	4,312,306	2,738,754	9,843,694	2030	48,130	1%	8
MOUNTAINVIEW SANITARY LANDFILL	2006-WMF-0010	4,260,000	2,912,642	2,184,482	1,347,358	2015	83,813	5%	9
NORTHERN MUNICIPAL LANDFILL	2005-WMF-0066	3,504,187	1,004,625	753,469	2,499,562	2053	0	1%	4
QUARANTINE ROAD LANDFILL	2005-WMF-0325	18,320,622	11,520,074	9,931,098	6,800,548	2019	98,814	2%	6
SOMERSET COUNTY LANDFILL	2004-WMF-0268	1,610,000	475,516	357,410	1,133,484	2024	18,186	3%	4
WICOMICO COUNTY LANDFILL	2005-WMF-0283	7,200,000	1,906,878	1,430,159	5,293,122	2030	118,977	3%	10
WORCESTER COUNTY SANITARY LANDFILL	2006-WMF-0152	4,800,000	1,504,627	1,053,239	3,295,373	2028	71,445	4%	9
REICHS FORD, SITE B	2005-WMF-0307	4,226,188	2,981,741	1,729,049	1,244,447	2045	28,268	1%	3
TOTALS		150,078,263	67,915,486	42,889,171	82,162,777		1,420,979		154

*(CY) = CUBIC YARDS

Table 6 – Construction and Demolition Debris Facilities

CONSTRUCTION AND DEMOLITION DEBRIS FACILITY NAME	PERMIT NUMBER	Permitted Capacity *(CY)	Landfilled To Date *(CY)	Landfilled To Date (TONS)	Remaining Capacity *(CY)	Reach Capacity Year	Landfilled in 2007 (TONS)	% Used in 2007	Permitted Cells
BAKER RUBBLE LANDFILL HORIZONTAL EXPANSION	2004-WRF-0132	470,000	421,043	249,720	48,957	2008	32,014	11%	1
DAYS COVE RUBBLE LANDFILL-LATERAL EXPANSION	2003-WRF-0592	3,200,000	909,783	525,750	2,290,217	2015	183,486	10%	9
HONEYGO RUN RUBBLE LANDFILL SOUTHERN EXPANSION	2002-WRF-0579	10,456,206	3,240,079	2,049,938	7,216,127	2017	269,334	4%	9
PAPPY, INC.- OAK AVENUE RUBBLE LANDFILL	2004-WRF-0104	2,750,000	2,750,000	1,650,000	0	2007	77,804	4%	5
RITCHIE LAND RECLAMATION LIMITED PARTNERSHIP	2004-WRF-0126	12,655,800	5,782,820	5,782,820	6,872,980	2027	267,521	2%	7
WASHINGTON COUNTY RUBBLE LANDFILL	2004-WRF-0270	2,097,500	175,742	87,871	1,921,758	Unknown	0 – Inactive	0%	5
TOTALS		31,629,506	13,279,467	10,346,099	18,350,039		830,159		36

Table 7 – Industrial Landfills

MUNICIPAL LANDFILL FACILITY NAME	PERMIT NUMBER	Permitted Capacity *(CY)	Landfilled To Date *(CY)	Landfilled To Date (TONS)	Remaining Capacity *(CY)	Reach Capacity Year	Landfilled in 2007 (TONS)	% Used in 2007	Permitted Cells
W.R. GRACE	2005-WIF-0613	495,000	36,950	36,950	458,050	2,053	36,950	7	
EASTALCO ALUMINUM COMPANY	2003-WIF-0537	380,000	74,517	109,733	305,483	2,164	0	0	5
MILLENNIUM INORGANIC CHEMICALS INC	2004-WIF-0527	7,293,378	1,146,731	2,103,528	6,146,647	2,856	58,152	0.1%	5
TOTALS		8,168,378	1,258,198	2,250,211	6,910,180		95,102		10

Table 8 – Land Clearing Debris Landfills

MUNICIPAL LANDFILL FACILITY NAME	PERMIT NUMBER	Permitted Capacity *(CY)	Landfilled To Date *(CY)	Landfilled To Date (TONS)	Remaining Capacity *(CY)	Reach Capacity Year	Landfilled in 2007 (TONS)	% Used in 2007	Permitted Cells
HOWLIN LAND CLEARING DEBRIS LANDFILL	2002-WLC-0577	64,120	25,000	31,250	39,120	2016	2,375	3%	1
KNOTT LAND CLEARING DEBRIS LANDFIL	2006-WLC-0134	94,500	75,608	1,874	18,892	2015	7	0.1%	5
HANCE LAND CLEARING DEBRIS LANDFIL	2005-WLC-0252	140,080	0	0	140,080		0	0	
HILL LAND CLEARING DEBRIS LANDFILL	2004-WLC-0551	25,439	22,600	5,650	2,839		0	0	
M.T. PARRAN LANDCLEARING DEBRIS LANDFILL	2004-WLC-0550	55,180	20,120	5,030	35,060		30	.2%	
TOTALS		379,319	143,328	43,804	235,991		2,412		

*(CY) = CUBIC YARDS

Refuse Disposal Systems - Categories

Under Maryland law, a refuse disposal system (“System”) is a system that includes the services, facilities, or properties used in connection with the intermediate or final disposal of any solid waste unless these activities are limited to waste generated by an individual, a single corporation or business, or are disposed of as authorized by a permit issued by the Department under Environment Article, §7-232, 9-224, or 9-323, Annotated Code of Maryland. The regulated activities that are part of this System are as follows and the amount of waste accepted, managed/disposed, or transferred off site for each facility is listed in Appendix A.

Municipal Solid Waste Landfill:

A municipal solid waste (MSW) landfill is designed, constructed and operated so that all types of waste generated by a community, except waste specifically prohibited by Solid Waste regulations, can be accepted. During 2007, 21 facilities accepted waste, managed/disposed waste, and/or transferred recyclables to the market place. A total of approximately 1.4 million tons of solid waste was disposed of at these facilities. The two facilities that disposed of the most waste tonnage were Brown Station Road Landfill (471,457 tons) in Upper Marlboro and Newland Park Landfill (118,977 tons) in Wicomico County.



Municipal Solid Waste Landfill.

Rubble (Construction & Debris) Landfill:

A rubble (construction & debris) landfill is a solid waste acceptance facility that is restricted to accepting waste derived from building construction, demolition, or remodeling, such as wood, metal, bricks (excluding refractory type) and masonry, cement and concrete, glass, shingles and roofing material, plaster and plasterboard, carpets, floor and wall tile, asphalt, insulation material, pipes, wires, and appliances, and debris derived from land clearing operations, such as tree stumps, root mats, brush and limbs, logs, topsoil, vegetation, and rock; paper or cardboard packaging, spacing, or building materials, provided that they do not exceed 10 percent by volume of the waste: Paint containers, caulk containers, or glaze containers are acceptable, provided that they are empty, and any residual material is dried before acceptance at the rubble fill, and further provided that this waste category does not exceed one percent by volume of the waste accepted at the rubble landfill. During 2007, there were five active rubble landfills permitted for this purpose, that were operational, and that disposed of approximately 1.1 million tons of waste. The two that disposed of the most waste by weight were Honeygo Rubble Landfill in White Marsh, Baltimore County, (269,334 tons) and Ritchie Rubble Landfill in Upper Marlboro, Prince George’s County, (267,521 tons).



Rubble Landfill Liner Installation.

Industrial Waste Landfill:

An industrial waste landfill is a solid waste acceptance facility restricted to the acceptance of only non-hazardous industrial waste. Industrial waste is defined as any liquid, gaseous, solid, or other waste substance, or combination thereof, resulting from (a) any process of industry, manufacturing, trade or business; or (b) the development of any natural resource, including agriculture. The definition is generally applied to materials that are not generated from homes or offices, and may include materials such as dusts, powders or sludges from pollution control devices, residuals from filters or cleaning of items or areas, and residual materials from a variety of processes (e.g., sandblasting grit, paint sludge, oil/water separator grit, etc). These materials must be characterized prior to disposal to insure that they are not hazardous. Industrial wastes may also be disposed of in permitted MSW landfills. During 2007, there were three permitted industrial waste landfills, of which two were operational, the Millennium HPP Industrial Waste Landfill and the W. R. Grace Landfill in Baltimore City that disposed of approximately a total of 58,152 tons and 36,950 tons of waste, respectively.

Land Clearing Debris Landfill:

A land clearing debris (LCD) Landfill is a solid waste acceptance facility that is restricted to acceptance of the following waste: earthen material such as clays, sands, gravels, and silts, topsoil, tree stumps, root mats, brush and limbs, logs, vegetation, and rock. During 2007, three of the five permitted facilities conducted operations and disposed of a total of approximately 2,412 tons of waste.

Solid Waste Transfer Station:

A solid waste transfer station is a solid waste acceptance facility where waste materials are taken from one collection vehicle (for example, compactor trucks) and placed in another transportation unit (for example, over-the-road tractor-trailers, railroad gondola cars, barges or ships) for movement to other solid waste acceptance facilities. Individuals and businesses can dispose of a wide variety of solid waste materials at the transfer station. A typical transfer station accepts all kinds of waste, including: MSW, C&D, metals, wood waste, yard waste, recyclables, etc. During 2007, there were 10 permitted transfer stations in operation that accepted a total of 589,498 tons of solid waste. The two busiest transfer stations in Maryland during 2007 were the Western Acceptance Transfer Station in Baltimore County (188,819 tons) and the Appeal Transfer facility in Calvert County (147,753).

Solid or Medical Waste Processing Facility:

A solid or medical waste processing facility is a facility where a combination of structures, machinery, or devices are used to reduce or alter the volume, chemical, or physical characteristics of solid waste. This can include sorting for diversion as recyclables. In general, processes are performed either to remove recyclables or to reduce the volume that the waste occupies, for example by shredding, so it takes up less room during transport or at final disposal. A wide variety of solid waste can be processed at these facilities. A typical solid waste processing facility accepts MSW, C&D, metals, wood waste, etc. During 2007, a total of nine permitted processing facilities were in operation in Maryland. A total of approximately 392,542 tons of waste was accepted at these facilities. During 2007 the largest of these facilities were the Recovermat Mid-Atlantic facility in Baltimore County and Roll Off Express in Carroll County, which accepted 101,462 tons and 96,633 tons of solid waste, respectively.

Solid Waste Processing Facilities & Transfer Stations:

Solid waste processing facilities and transfer stations are facilities which perform the functions of both a transfer station and a processing facility. During 2007, a total of eleven facilities were in operation which processed and transferred approximately 2,637,707 tons of waste. The two facilities that accepted the most tonnage of waste in 2007 were Annapolis Junction Processing and Transfer Station in Anne Arundel County (660,864 tons) and the Shady Grove Processing Facility and Transfer Station in Montgomery County Solid Waste facility (766,601 tons).



Processing Facility and Transfer Station.

Municipal Solid Waste Incinerator/Waste-to-Energy Facility:

A municipal solid waste incinerator/waste-to-energy facility is equipped with a furnace or combustion unit that uses controlled flame combustion for the thermal destruction of municipal solid waste, industrial waste, or special medical waste. Incinerators which are “waste-to-energy” facilities use the heat generated by combustion to create steam that is either used directly for heat, or is used to drive electrical power generators. During 2007, a total of nine facilities were in operation, which accepted approximately 1.39 million tons of solid waste. The Baltimore City Southwest Resource Recovery (BRESCO) Facility and Montgomery County’s Resource Recovery Facility disposed the bulk of material in this category, accounting for approximately 661,200 tons and 578,805 tons, respectively.



Montgomery County Resource Recovery Facility

Natural Wood Waste Recycling Facility:

A natural wood waste recycling (NWWR) facility manages and recycles NWW, (which is considered solid waste until it is recycled), including tree stumps and limbs, brush, root mats, logs, leaves, grass clippings, unadulterated wood wastes, and other natural vegetative materials that are generated when land is cleared for construction purposes. These facilities produce a variety of products including wood chips, mulch, compost, and firewood, which may be sold to consumers. These facilities are valued because they prevent NWW from entering the landfill and make useful products from such waste. Recycling NWW saves valuable space in landfills, thereby extending their useful lives. An individual or general NWWR Facility Permit is required for persons constructing and operating such a facility. A NWW recycling facility does not include a collection or processing facility operated by a nonprofit or governmental organization located in the State, or a single individual or business that provides recycling services solely for its employees or for its own recyclable materials generated on its own premises. During 2007, there were 32 permitted operations of which 24 reported processing approximately 261,869 tons of NWW. The two highest volume facilities were Edrich Lumber Inc. in Baltimore County and C. J. Miller in Carroll County, which processed approximately 51,689 tons and 34,154 tons, respectively.



Edrich Lumber NWW Recycling Facility

APPENDIX A

Waste Quantities At Permitted Solid Waste Acceptance Facilities In CY2007

(Waste quantities shown in tons.)

Municipal Solid Waste Landfills

Jurisdiction	Facility Name	Ownership	Waste Accepted	Waste Disposed	Waste Transported
Allegany	Mountainview	Private	124,330	83,813	0
Anne Arundel	Millersville	County	177,511	48,130	11,002
Baltimore City	Quarantine Road	City	367,783	98,814	652
Baltimore	Eastern	County	180,863	87,726	4,803
Calvert	Appeal	County	7,410	210	6,944
Carroll	Northern	County	9,161	0	466
Cecil	Central	County	243,131	85,291	3,641
Charles	Charles Co. #2	County	92,608	40,496	2,193
Dorchester	Beulah	County	62,648	38,266	714
Frederick	Fort Detrick	Federal	631	13	0
	Site B (Reich's Ford)	County	257,432	28,268	224,150
Garrett	Garrett Co SWD & RF	County	53,756	22,200	839
Harford	Harford Waste Disposal Cntr.	County	105,495	18,611	26,784
Howard	Alpha Ridge	County	27,038	0	22,295
Prince George's	Brown Station Road	County	475,413	471,457	3,956
St. Mary's	St. Andrew's	County	14,339	0	14,339
Somerset	Fairmount Rd.	County	25,252	18,186	0
Talbot	Midshore	County	164,429	95,774	2,406
Washington	Forty West	County	141,372	93,289	2,994
Wicomico	Newland Park	County	125,496	118,977	0
Worcester	Central	County	129,429	71,445	6,004
TOTAL				1,420,979	

Rubble [Construction & Demolition (C&D)] Landfills

Jurisdiction	Facility Name	Ownership	Waste Accepted	Waste Disposed	Waste Transported
Baltimore	Days Cove	Private	183,468	183,270	216
	Honeygo Run	Private	334,768	269,334	0
Harford	Pappy, Inc. – Oak Avenue	Private	77,805	77,799	6
Prince George's	Ritchie Land	Private	364,739	267,521	6,012
Queen Anne's	Baker	Private	35,016	32,014	63
TOTAL				829,560	

APPENDIX A
Permitted Solid Waste Acceptance Facilities Operating In CY2007
(Continued)

Land Clearing Debris Landfills

Jurisdiction	Facility Name	Ownership	Waste Accepted	Waste Disposed	Waste Transported
Calvert	Hance	Private	10,062	0	10,062
	Hill	Private	0	0	0
	M. T. Parran	Private	0	30	0
	Howlin	Private	2,375	2,375	0
St. Mary's	Knott	Private	7	7	0
TOTAL				2,412	

Industrial Waste Landfills

Jurisdiction	Facility Name	Ownership	Waste Accepted	Waste Disposed	Waste Transported
Baltimore City	Millennium	Private	58,152	58,152	0
Frederick	EASTALCO	Private	0	0	0
Baltimore City	W. R. Grace Co.	Private	36,950	36,950	0
TOTAL				95,102	

Municipal Solid Waste Incinerators/Waste-to-Energy Facilities (WTE) and Special Medical Solid Waste Incinerators (MWI)

Jurisdiction	Facility Name	Ownership	Waste Accepted	Waste Disposed	Waste Transported
Baltimore City	Wheelabrator Baltimore (aka: BRESKO) (WTE)	Private	657,404	661,200	216,563
	Curtis Bay Energy (WMI)	Private	27,963	27,963	11,269
	University of Maryland at Baltimore (WMI)	State	192	125	74
Charles	Indian Head (NSWC)	Federal	85	4	81
Frederick	Fort Detrick – Area A (Solid & Medical Waste) (WIN)	Federal	3,057	3,596	1,798
Harford	Harford-WTE	County	131,390	117,249	64,147
Montgomery	Montgomery County Resource Recovery Facility (WTE)	County / Northeast MD Waste Disposal Authority	577,103	578,805	191,827
Somerset	Smith Island MSW Incinerator (WIN)	County	234	106	151
Washington	Washington County Hospital, Inc. (MWI)	Private	257	289	26
TOTAL				1,389,337	

APPENDIX A
Permitted Solid Waste Acceptance Facilities Operating In CY2007
(Continued)

Solid Waste Transfer Stations

Jurisdiction	Facility Name	Ownership	Waste Accepted	Waste Disposed	Waste Transported
Baltimore City	Northwest	Municipal	74,858	0	74,858
Baltimore	Eastern	County	101,763	0	101,763
	Western Acceptance	County	188,819	55	188,895
Calvert	Calvert - Appeal	Private	147,753	0	147,753
Cecil	Cannon Hygiene	Private	3,802	0	3,802
	Stemmers Run	County	2,139	0	2,139
	Woodlawn	County	3,802	0	3,802
Howard	Workplace Essentials	Private	128	0	128
Talbot	Midshore	Maryland Environmental Service	30,923	0	30,923
Worcester	Ocean City	Municipal	35,511	0	35,511
TOTAL			589,498		

Solid & Medical Waste Processing Facilities

Jurisdiction	Site Name	Ownership	Waste Accepted	Waste Disposed	Waste Transported
Baltimore City	Baltimore Environmental	Private	71,131	22,241	48,890
	Edison Processing	Private			
Baltimore	Recovermat Mid-Atlantic	Private	101,462	0	119,207
Calvert	Southern Maryland Recycling	Private	53,326	0	53,326
Carroll	Roll-Off Express	Private	96,633	922	95,711
Montgomery	C&D Recovery	Private	69,984	843	70,521
Prince George's	Dower House Recycling & Processing	Private	0	0	0
	Kenilworth Recycling Plant	Private	0	0	0
Wicomico	Peninsula Medical Waste	Private	6	843	6
TOTAL			392,542		

APPENDIX A
Permitted Solid Waste Acceptance Facilities Operating In CY2007
(Continued)

Solid Waste Processing Facilities & Transfer Stations

Jurisdiction	Facility Name	Ownership	Waste Accepted	Waste Disposed	Waste Transported
Anne Arundel	Curtis Creek Recovery Systems	Private	235,059	0	235,110
	Garnet of Maryland (A.K.A Annapolis Junction)	Private	660,864	0	660,864
Baltimore City	Baltimore Processing and Transfer Center	Private	109,594	0	109,594
	Stericycle	Private	20,440	0	20,440
Baltimore	Balto. County Resource Recovery Facility	County	409,615	9,047	401,181
Carroll	Northern	County	95,840	0	95,840
Harford	Arston Processing	Private	199	0	199
Howard	Alpha Ridge Landfill Processing and Transfer Facility	Private	33,282	0	33,282
	Ameriwaste	Private	181,555	0	181,562
Montgomery	Shady Grove	County	766,601	0	766,601
Prince George's	Sheriff Road Processing and Transfer Station	Private	124,658	0	124,658
TOTAL			2,637,707		

Permitted Solid Waste Acceptance Facilities Not In Operation In CY 2007

Jurisdiction	Site Name	Facility Type	Ownership Type	Status
Baltimore City	CS & D	Processing Facility	Private	Closed
Baltimore	ER&WR	Processing Facility	Private	Closed
Frederick	Reichs Ford, Site B TS	Processing and Transfer	County	Under Construction
Harford	Gravel Hill	C&D Landfill	Private	Not Built
Montgomery	Site 2	MSW Landfill	County	Not Built
Prince George's	Dower House Road	Processing Facility	Maryland Environmental Service	Under Construction
	Kenilworth	Processing Facility (C&D Only)	Private	Under Construction
	Ritchie Land Reclamation	C & D Landfill	Private	Inactive
Washington	Washington Co. Rubblefill	C&D Landfill	County	Inactive
Wicomico	Bennett	Processing Facility	Private	Under Construction

APPENDIX B

Economic Benefits Provided In CY 2007 to Host Communities Reported by Permitted Solid Waste Acceptance Facilities

This table provides additional information that was voluntarily reported by **20** permitted solid waste acceptance facilities in **14** political jurisdictions describing the economic benefits of the facilities to the host communities. While the economic benefits identified in the table are very significant, the information does not fully represent the total economic benefit to Maryland's communities that are provided by all permitted solid waste acceptance facilities.

<i>Jurisdiction</i>	<i>Site Name</i>	<i>Economic Benefits To Community</i>	<i>Value of Facilities Provided</i>	<i>Direct Employment Benefits</i> <small>(Salaries / # of Employees)</small>	<i>Other Economic Benefits</i>
<i>Allegany</i>	<i>Mountainview MSWLF</i> <small>(Privately Owned)</small>	<p><i>Provides County residents and businesses an environmentally safe disposal site for County solid wastes at reasonable rates.</i></p> <p><i>The facility has eliminated the need for Allegany County to fund and operate its own solid waste disposal facility.</i></p>	<p><i>Allegany County uses Mountainview Landfill as a collection site for recycling materials including cardboard, glass, aluminum, plastic, newspaper, magazines, and cans. The facility also provides an ash disposal area for citizen use during the winter months.</i></p>	<i>\$493,000 / 9 full time employees</i>	<p><i>In CY 2007, the Mountainview Landfill had purchases of \$800,000 for supplies and materials from Allegany County businesses.</i></p> <p><i>Also has on-site used oil, cardboard, and aluminum recycling programs to boost recycling in Allegany County.</i></p>
<i>Anne Arundel</i>	<i>Annapolis Junction</i> <small>(Privately Owned)</small>	<p><i>Facility pays Host Community Fee to County for each ton of solid waste received.</i></p> <p><i>Tip fee charged County is below the area's rates for disposal.</i></p>	<p><i>Area highway traffic from large tractor trailer trucks is reduced due to rail transfer of solid waste.</i></p> <p><i>Use of facility allows Anne Arundel and Howard Counties to conserve disposal capacity in county landfills.</i></p>	<i>24 employees</i>	<i>No information provided.</i>

**APPENDIX B
Economic Benefits (Continued)**

Jurisdiction	Site Name	Economic Benefits To Community	Value of Facilities Provided	Direct Employment Benefits <i>(Salaries / # of Employees)</i>	Other Economic Benefits
Baltimore City	Baltimore Environmental Processing Facility <i>(Privately Owned)</i>	<i>Annual real estate, personal property and sales taxes paid to City.</i>	<i>Convenient location for contractors.</i>	\$200,000 / 4 employees including manager, clerk and 2 equipment operators.	<i>Purchases of goods and services from the local community include fuel, temporary labor, parts and repairs.</i>
Baltimore	Baltimore Processing and Transfer Center <i>(Privately Owned)</i>	<i>Paid local taxes</i>	<i>Convenient location for C&D haulers to offload.</i>	12 employees Mostly operators and a few sorters	<i>No information Provided.</i>
Baltimore	Recovermat Mid-Atlantic C&D Processor <i>(Privately Owned)</i>	\$33,118 paid in taxes to Baltimore County. <i>Has a hiring priority for local residents.</i>	<i>Provides free disposal service for the Park Service.</i>	\$760,956 / 14 employees <i>Jobs include laborers, equipment operators, mechanics, administrative and office staff.</i>	90% of all purchases are made locally.
Baltimore	Wheelabrator Baltimore LP (BRESKO). <i>(Privately Owned)</i>	<i>Extends life of landfills by reducing MSW volume through incineration</i>	<i>Sponsors several community outreach & partnership programs</i>	\$6 – 7 Million / 68 employees including professionals and skilled workers	<i>No information provided.</i>
Baltimore City	Cannon Hygiene USA <i>(Privately Owned)</i>	<i>Local employment, rent and other direct local purchases to support business.</i>	<i>Not provided.</i>	8 full employees.	<i>Local expenditure: \$200,000.00</i>
Calvert	Howlin Land Clearing Debris Landfill <i>(Privately Owned)</i>	<i>Tax incentive</i>	<i>Assisting county in disposing county solid waste.</i>	3 employees	<i>No information provided.</i>
Calvert	Southern Maryland Processing Facility <i>(Privately Owned)</i>	<i>Assisting county in handling solid waste & promoting recycling</i>	<i>Not provided</i>	4 employees	\$10,000 annually purchase of goods and services, recycled products with \$9,000.

**APPENDIX B
Economic Benefits (Continued)**

Jurisdiction	Site Name	Economic Benefits To Community	Value of Facilities Provided	Direct Employment Benefits <i>(Salaries / # of Employees)</i>	Other Economic Benefits
Calvert	Appeal Municipal Transfer Station <i>(County Owned)</i>	<i>The transfer station provides value to Calvert County by allowing the Division of Solid Waste to extend the useful life of the Appeal Municipal Landfill by at least 20 years, providing a tangible economic benefit.</i>	<i>The transfer station is complementary to the Appeal Municipal Landfill, and is operated in conjunction with ongoing solid waste refuse collection, landfilling and recycling operations.</i>	<i>The employees associated with the transfer station are neither hired, managed, evaluated or compensated by Calvert County Division of Solid Waste. The number of, types and compensation of the employees at the transfer station are the discretion of Garnet of Maryland, Inc. (Waste Management, Inc. [WM])</i>	<i>No information provided.</i>
Carroll	Roll-Off Express, Inc. C&D Processor <i>(Privately Owned)</i>	<i>\$54,000/year paid in real estate, personal property and sales taxes.</i>	<i>\$2.25 million Investment for facilities.</i>	<i>\$275,000 / 17 employees including Equipment Operators, Drivers, Laborers.</i>	<i>\$375,000 annually purchase of goods and services.</i>
Cecil	Central County Landfill <i>(County Owned)</i>	<i>Amnesty program for Recycling materials, household hazardous waste days, and e-cycling events. Mulch for minimum fees.</i>	<i>Provides waste disposal and recycling opportunities for approximately 30% of Cecil County's population. These facilities provide outstanding recycling services. In 2006, Single Stream Recycling and recycling for ink cartridges was introduced. Solid waste staff provides recycling information and disposal guidelines.</i>	<i>\$400,000 / 23 Employees</i>	<i>Special no cost or reduced cost program for recycling. Approximately \$7,000,000 generated by solid waste customers to operate this facility.</i>

**APPENDIX B
Economic Benefits (Continued)**

Jurisdiction	Site Name	Economic Benefits To Community	Value of Facilities Provided	Direct Employment Benefits <i>(Salaries / # of Employees)</i>	Other Economic Benefits
Frederick	Reichs Ford Site B Landfill <i>(County Owned)</i>	<i>Free curbside recycling, 12 recycling drop-off centers, HHW collection, mulch free, etc.</i>	<i>Disposal of C&D and MSW</i>	\$1.7 Million / 39 Employees	<i>Spent \$1.9 million on various recycling contracts and programs.</i>
Harford	Harford Waste Disposal Center MSWLF <i>(Publicly Owned)</i>	<i>Provides County residents with mulch and compost products free or at a reduced cost based on quantity</i>	<i>Provides County residents with solid waste disposal services at a competitive cost. Provides Recycling services at "no cost."</i>	\$1.7 Million / 51 full time employees <i>Jobs include management, clerical, equipment operators, mechanics, chauffeurs, laborers, & weigh-master / attendants involved in both landfill and recycling activities</i>	\$1.4 Million / Contractual Services
Howard	Work Place Essential Transfer Station <i>(Privately Owned)</i>	<i>Paid taxes and provides waste collection services to locality.</i>	<i>Assists County in providing collection of sanitary waste products originating from commercial restrooms in Baltimore, Howard, Anne Arundel Counties and others.</i>	\$800,000 / 18 employees	<i>No information provided.</i>
Howard	Ameriwaste Processing Facility and Transfer Station <i>(Privately Owned)</i>	<i>Payment of real estate, personal property and sales taxes to Howard County.</i>	<i>Facility supplements County facilities for solid waste disposal.</i>	12 employees <i>Jobs include 53 equipment operators, 2 clerks, & 5 laborers.</i>	\$200,000 in purchase from local vendors, \$19,000 in value of recycled items.
Montgomery	Shady Grove Transfer Station <i>(Publicly Owned)</i>	<i>Strategically located for easy access to accommodate residential, industrial and commercial use.</i>	<i>No information provided.</i>	20 – full time County employees 50 - full time / 2 temporary Covanta Montgomery, Inc. 12 full time / 8 MES employees.	<i>No information provided.</i>

**APPENDIX B
Economic Benefits (Continued)**

<i>Jurisdiction</i>	<i>Site Name</i>	<i>Economic Benefits To Community</i>	<i>Value of Facilities Provided</i>	<i>Direct Employment Benefits</i> <i>(Salaries / # of Employees)</i>	<i>Other Economic Benefits</i>
<i>St. Mary's</i>	<i>St. Andrew's Landfill</i> <i>(Publicly Owned)</i>	<i>Tipping fees waived during emergency/storm damage situations and other approved non-profit organization projects. Provides mulch made from yard and wood waste free to county residents.</i>	<i>Processes county's residential yard waste into mulch. Provides location for disposal of appliances and up to five (5) tires per trip, free of charge. Future, expansion of area C (36.8 acres) permitted landfill, if required.</i>	<i>\$700,000 / 21 employees</i> <i>Includes a Manager, 4 Equipment Operators, 2 Scale House Operators, and 14 Attendants (full & part time)</i>	<i>\$300,000 - County subsidy of Recycling.</i> <i>\$1.3 million - County subsidy for residential solid waste disposal.</i>
<i>Washington</i>	<i>Forty West Municipal Landfill</i> <i>(Publicly Owned)</i>	<i>Centrally located in County for easy access to accommodate residential, industrial, and commercial use.</i>	<i>Facility owned and operated by Washington County for the solid waste disposal need of County residents.</i>	<i>\$1.7 million /30 employees</i> <i>Jobs include: Director, 1- Assistant Directors, 2 -Office Staff, 2 - Weighmaster / Inspector, 4 full time & 2 part time Weigh Clerks, 8 - Equipment Operators, 2 - Mechanics, 1 Recycling Coordinator, & 4 Residential Drop-off Attendants.</i>	<i>\$9.5 million annual operating budget spent locally for the purchase of materials, goods and services.</i>
<i>Worcester</i>	<i>Ocean City Transfer Station</i> <i>(Publicly Owned)</i>	<i>Provides for the consolidation of solid waste collected in the Town of Ocean City for transport 26 miles to the County's MSWLF.</i>	<i>No information provided.</i>	<i>No information provided.</i>	<i>No information provided.</i>



APPENDIX C

Definitions

For the purpose of this report, the terms below have the following meanings. Where applicable, the corresponding citation for the Code of Maryland Regulations (COMAR) is provided.

Construction and Demolition Waste (C&D) - Structural steel, cement, concrete, bricks (excluding refractory brick), lumber, plaster, plasterboard, insulation material, shingles and roofing material, floor and wall tile, asphalt, pipes and wires, and other structural fabrics. COMAR 26.04.07.13

Disposal - The landfilling, incineration, processing, or transfer of solid waste at a permitted solid waste acceptance facility.

Incinerator Ash - The residual by-products resulting from the incineration/combustion of solid waste, including bottom ash and residuals from air pollution abatement equipment, at permitted incinerators and waste-to-energy facilities.

Industrial Solid Waste - Any solid waste generated by a process of industry, manufacturing, trade or business or by the development of any natural resource, including agriculture. COMAR 26.08.01.01B(40)

Land Clearing Debris (LCD) - Materials from land clearing operations including earthen materials such as clays, sands, gravels, and silts; topsoil; tree stumps; root mats; brush and limbs; logs; vegetations; and rock. COMAR 26.04.07.11(B)

Maryland Recycling Act (MRA) Recycling Rate - The percentage of materials that was recycled as defined by the Maryland Recycling Act. Materials counted towards the MRA recycling rate include garbage or refuse that would, unless recycled, be disposed of in a refuse disposal system. The MRA recycling rate excludes the following materials in its calculation: hospital solid waste, construction and demolition waste, scrap metal, LCD, and sewage sludge.

Municipal Solid Waste (MSW) - That portion of "solid waste" as defined in COMAR 26.13.02.02 that originates from households, private residences, schools, institutions, businesses, commercial enterprises or as the result of community activities.

Other Wastes - Includes wastes such as non MSW ash, sewage sludge, scrap tires, yard waste, white goods, metals, compost, wood waste, food waste, electronics, pallets, textiles, special medical waste, asbestos, and other non-hazardous materials.

Solid Waste Acceptance Facility - A landfill, incinerator, transfer station, or processing facility whose primary purpose is to dispose of, treat, or process solid waste.

APPENDIX D

Permitted Natural Wood Waste Acceptance Facilities

COUNTY	PERMITTEE	EPSC No.	PERMIT TYPE	PERMIT NUMBERS	SITE ACRE- AGE	ISSUED DATE	EXPIRATION DATE	PHONE NUMBER	FAX NUMBER
ALLEGANY	NONE								
ANNE ARUNDEL	A-A Recycling, Inc. 8217 Baltimore- Annapolis Blvd. Pasadena MD 21122	2002	GP	2006-NWW- GP01	9.90	9/22/06	9/21/11	(410) 437-7718	(410) 437-7718
	Wm. Alan Boehm 1230 Cronson Blvd. Crofton MD 21114	21759	GP	2004-NWW- GP01	10.00	11/24/04	11/23/09	(410) 721-1866	(410) 721-2031
	L&W Recycling, Inc. 8316 Lokus Road Odenton MD 21113	2667	GP	2006-NWW- GP01	12.00	10/20/06	10/19/11	(410) 551-9142	(410) 551-9155
BALTIMORE CITY	NONE								
BALTIMORE	Albert J. Bierman 1114 Hengemihle Avenue Essex MD 21221	14075	GP	2002-NWW- GP01	5.90	7/13/07	7/12/12	(410) 682-2992	(410) 574-0123
	Baltimore County DPW 6259 Days Cove Road Baltimore MD 21162	3865	RD	2005-WMF- 0052	200.00	8/26/05	8/25/10	(410) 887-2009	(410) 887-2931
	Edrich Lumber, Inc. 9700 Old Court Road Baltimore MD 21244	2829	GP	2005-NWW- GP01	12.00	6/8/05	6/7/10	(410) 922-5959	(410) 521-2778
	Hollins Organic Product 6247 Falls Road Baltimore MD 21209	2838	GP	2005-NWW- GP01	2.00	4/22/05	4/21/10	(410) 828-0210	(410) 823-7645
	Northwest Recycling, LLC 212 Cockeyes Mill Road Baltimore MD 21136	24154	GP	2005-NWW- GP01	5.00	11/2/05	11/1/10	(410) 833-9369	(410) 833-3963
CALVERT	Thomas L. Hance, Inc. 2550 Solomons Is- land Road Prince Frederick MD 20678	2865	RD	2005-WLC- 0252	10.20	11/23/05	11/22/10	(410) 586-0383	(410) 586-2772

COUNTY	PERMITTEE	EPSC No.	PERMIT TYPE	PERMIT NUMBERS	SITE ACRE- AGE	ISSUED DATE	EXPIRATION DATE	PHONE NUMBER	FAX NUMBER
CALVERT <i>(Continued)</i>	Quality Built Homes, Inc. 7185 Sawmill Road Lusby MD 20657	4708	GP	2006-NWW- GP01	11.25	7/14/06	7/13/11	(410) 535-6008	(410) 535-6011
CAROLINE	NONE								
CARROLL	Carroll Co. Depart- ment of Enterprise & Recrea- tion 1400 Baltimore Blvd. Westminster MD 21157	4344	RD	2005-WMF- 0066	80.00	8/10/05	8/9/10	(410) 386-2097	(410) 876-8284
	C.J. Miller, LLC 390 Vision Way Westminster MD 21158	3548	GP	2006-NWW- GP01	40.00	8/15/06	8/14/11	(410) 239-8006	(410) 239-4204
	Recycled Green Industries, LLC 7901 Kabik Court Woodbine MD 21797	29278	GP	2008-NWW- GP01	30.00	3/5/08	3/4/13	(301) 674-6689	(301) 942-6734
CECIL	A.L.C. Mulch & Soil, LLC 1726 East Old Phila- delphia Road Elkton MD 21421	25391	GP	2006-NWW- GP01	25.00	4/18/06	4/17/11	(410) 392-0770	(410) 392-2317
	Grass Busters Land- scaping 383 Hotton Road Elkton MD 21921	21763	GP	2004-NWW- GP01	48.80	3/30/05	3/29/10	(301) 292-1166	(302) 292-1197
CHARLES	James E. Hill 6585 Ripley Road Ripley MD 20646	21448	GP	2005-NWW- GP01	8.50	9/2/05	9/1/10	(301) 934-7158	(301) 934-1536
	Maximulch, LLC 12340 Crain Highway Newburg MD 20664	19966	GP	2005-NWW- GP01	12.50	6/2/05	6/1/10	(301) 259-4906	(301) 259-4168
DORCHESTER	NONE								
FREDERICK	Frederick County Board of County Commissioners 9031 Reichs Ford Road Frederick MD 21704	2861	RD	2005-WMF- 0307	58.00	8/26/05	8/25/10	(301) 694-1848	(301) 631-3044
	William Lee Butler 4039 Tuscarora Road Point of Rocks MD 21777	20607	GP	2003-NWW- GP01	n/a	7/20/04	7/19/09	(301) 607-4541	(301) 874-8348

COUNTY	PERMITTEE	EPSC No.	PERMIT TYPE	PERMIT NUMBERS	SITE ACRE- AGE	ISSUED DATE	EXPIRATION DATE	PHONE NUMBER	FAX NUMBER
FREDERICK <i>(Continued)</i>	Arthur D. Hesron 2304 Whiteford Road Whiteford MD 21169	14381	GP	2002-NWW- GP01	3.67	11/2/08	11/1/13	(410) 692-2673	(410) 692-2253
	T&M Mulch, Inc. 1808 N. Fountain Green Road Bel Air MD 21015	2837	GP	2007-NWW- GP01	7.30	4/13/07	4/12/12	(410) 838-2266	(410) 838-2266
	Crouse Construction Co. 1001 Philadelphia Road Aberdeen MD 21001	2828	GP	2000-NWW- GP01	25.00	6/27/05	6/26/10	(410) 879-1822	(410) 893-0045
HOWARD	Jerom M. Carlin 2020 Daniels Road Ellicott City MD 21043	21874	GP	2004-NWW- GP01	15.00	12/2/04	12/1/09	(410) 465-4078	(410) 465-5483
KENT	NONE								
MONTGOMERY	ACME Biomass Re- duction, Inc. 21601 New Hamp- shire Ave. Brookville MD 20833	8509	GP	2004-NWW- GP01	107.50	9/8/04	9/7/10	(301) 540-2968	(301) 540-9630
	Twin Ponds Farm, LLC 15315 Mt. Nebo Road Poolesville MD 20837	15519	GP	2003-NWW- GP01	4.00	5/23/08	5/22/13	(301) 942-6700	(301) 942-6734
PRINCE GEORGE'S	Dower House Road, LLC 5900 Dower House Road Upper Marlboro MD 20772	5419	RD	2005-WPF- 0563	10.50	8/31/05	8/30/10	(301) 809-6113	(301) 809-0025
	Ritchie Land Recla- mation LP 24024 Frederick Road Clarksburg MD 20871	2815	RD	2004-WRF- 0126	78.00	4/5/05	4/4/10	(301) 428-0800	(301) 428-1736
QUEEN ANNE'S	R. B. Baker & Sons, Inc. 501 4-H Park Road Queenstown MD 21658	5605	IP	2006-NWW- 0620	3.00	12/13/06	12/12/11	(410) 827-8831	(410) 827-8831
ST. MARY'S	NONE								

COUNTY	PERMITTEE	EPSC No.	PERMIT TYPE	PERMIT NUMBERS	SITE ACRE-AGE	ISSUED DATE	EXPIRATION DATE	PHONE NUMBER	FAX NUMBER
WASHINGTON	Washington County Board of County Commissioners 12630 Earth Care Road Hagerstown MD 21704	2862	RD	2005-WMF-0266	189.00	6/15/05	6/14/10	(410) 313-2790	(301) 582-3412
	L & I Tree Clearing, LLC 14251 Willow Road Hancock MD 21750	18870	GP	2004-NWW-GP01	10.00	3/8/04	3/7/09	(301) 678-7100	(301) 678-7100
WICOMICO	Dunn's Tractor Services, Inc. 9042 Taylor Road Delmar MD 21875	19804	GP	2004-NWW-GP01	10.00	5/7/04	5/6/09	(410) 742-7429	(410) 742-7429
	Eastern Shore Forest Product, Inc. 3667 St. Lukes Road Salisbury MD 21804	24398	IP	2005-NWW-0615	2.00	12/13/06	12/12/11	(410) 548-7136	(410) 742-5540
WORCESTER	NONE								

NWWRF General Permits (GP) 26

NWWRF Individual Permits (IP) 3

NWWRF Regulated by Refuse Disposal Permits (RD) 7

TOTAL 36



Natural Wood Waste Processing

APPENDIX E

Permitted Solid Waste Acceptance Facilities

COUNTY	PERT NO.	FACILITY NAME	TYPE	OWNER TYPE	MD GRID * E / N	PERMIT NUMBER	EXPIRATION DATE	FILL/SITE ACREAGE	SITE LOCATION / COMMENTS
ALLEGANY	2226	Mountainview Municipal LF	WMF	PRI	262 / 652	2006-WMF-0010	3/29/2011	40 / 396	13300 New George's Creek Road, Frostburg MD 21532.
ANNE ARUNDEL	6167	Curtis Creek PF & TS	WPT	PRI	917 / 500	2003-WPT-0539	11/12/2008	- / 12.8	23 Stahl Road, Baltimore MD 21226. Accepts C&D Waste.
	5442	Annapolis Junction PF & TS	WPT	PRI	860 / 470	2005-WPT-0158	2/12/2011	- / 17	8077 Brock Bridge Road, Jessup MD 20794.
	2134	Millersville Municipal Landfill	WMF	CTY	895 / 460	2007-WMF-0240	11/1/2012	330 / 567	389 Burns Crossing Road, Severn MD 21144-341.
BALTIMORE CITY	5701	Baltimore Environmental PF	WPF	PRI	903 / 526	2003-WPF-0588	3/4/2009	- / 1.7	1437 West Hamburg Street, Baltimore MD 21230. Facility Closed.
	2051	Baltimore Proc. & Transfer Center	WPT	PRI	921 / 499	2003-WPT-0600	9/13/2009	- / 15.6	5800 Chemical Road, Baltimore MD 21226.
	3322	Baltimore Regional MWI	WMI	PRI	926 / 568	2005-WIN-0036	5/4/2011	- / 4.0	3200 Hawkins Point Rd, Baltimore MD 21226. Formerly Pheonix Services.
	23906	Cannon Hygiene TS	WTS	PRI	894 / 522	2006-WTS-0621	2/27/2012	-/2.3	1505 Bloomfield Avenue, Baltimore MD 21227. Accepts soiled feminine hygiene and other related products from the rest rooms.
	2775	CS&D Processing Facility	WPF	PRI	904 / 527	2003-WPF-0546	10/5/2008	- / <1	1100 Wicomico Street, Baltimore MD 21230. Facility Closed.
	5427	Edison Processing Facility	WPF	PRI	535 / 920	2006-WPF-0565	9/13/2011	- / 12.5	1030 Edison Highway, Baltimore MD 21213. Accepts Only C&D Waste.
	5313	Millennium HPP Industrial Waste LF	WIF	PRI	925 / 501	2005-WIF-0527	3/8/2012	57 / 95	3901 Fort Armistead Road, Baltimore MD 21226.
	2776	Northwest Transfer Station	WTS	MUN	855 / 550	2005-WTS-0038	8/3/2010	- / 6.6	5030 Reisterstown Road, Baltimore MD 21215.
	4202	Quarantine Road Municipal LF	WMF	MUN	922 / 502	2005-WMF-0325	3/31/2010	126 / 153	6100 Quarantine Road, Baltimore MD 21226.
	3013	Southwest Resource Recovery	WTE	PRI	904 / 523	2005-WTE-0030	2/20/2010	- / 15	1801 Annapolis Road, Baltimore MD 21230. Formerly BRESKO.
	3323	Stericycle Medical Waste PF&TS	WPT	PRI	921 / 501	2003-WPT-0591	3/30/2009	- / 2.4	5901 Chemical Road, Baltimore MD 21226.
	5191	University of MD @ Baltimore MWI	WMI	UMD	907 / 532	2005-WMI-0512	3/7/2010	- / < 1	714 W. Lombard St., Baltimore MD 21201-1010.
	3551	W.R. Grace & Co. - Conn.	WIF	PRI	921 / 500	2005-WIF-0613	1/24/2012	10.7/157	5500 Chemical Road, Baltimore MD 21226
BALTIMORE	2779	BCRRF	WPT	CTY	900 / 507	2004-WPT-0048	4/7/2010	6.0 / 7.3	10320 York Road, Cockeysville MD 21030.
	5268	Days Cove Rubble Landfill	WRF	PRI	975 / 570	2003-WRF-0592	8/19/2009	35.6 / 99	6425 Days Cove Road, White Marsh MD 21162.
	2781	Eastern Municipal Landfill	WMF	CTY	974 / 570	2005-WMF-0052	8/25/2010	200 / 367	6259 Days Cove Road, White Marsh MD 21162.
	2781	Eastern Transfer Station	WTS	CTY	974 / 570	2006-WTS-0508	12/21/2011	- / 3.2	6260 Days Cove Road, White Marsh MD 21162.
	5188	ER&WR Processing Facility	WPF	PRI	940 / 508	2003-WPF-0545	12/3/2008	7 / 10.0	Riverside Rd & Tin Mill Rd, Sparrows Point MD 21219. Facility Closed.
	14404	Honeygo Run Rubble Landfill SE	WRF	PRI	958 / 564	2002-WRF-0579	4/19/2010	77/117	10710 Philadelphia Road, Perry Hall MD 21128. Expansion of Existing Landfill.
	3398	Recovermat Mid-Atlantic, LLC PF	WPF	PRI	888 / 506	2005-WPF-0341	9/12/2010	- / 8.5	2202 Halethorpe Farm Road, Baltimore MD 21227. Accepts Only C&D Waste.
	2782	Western Acceptance Facility TS	WTS	CTY	905 / 510	2003-WTS-0599	6/13/2009	6.0 / 6.0	3310 Transway Road, Halethorpe MD 21227.
CALVERT	2783	Appeal Municipal Landfill	WMF	CTY	961 / 200	2007-WMF-0531	12/26/2012	30 / 350	401Sweetwater Road, Lusby MD 20678.
	2783	Calvert County Transfer Station	WTS	PRI	961 / 200	2007-WTS-0519	5/30/2012	- / 1	401Sweetwater Road, Lusby MD 20678.
	2865	Hance LCD Landfill	WLC	PRI	923 / 246	2005-WLC-0252	11/22/2010	10.2 / 23.6	1/4 mile west of MD Rtes 2 & 506, Prince Frederick MD 20678.
	2784	Hill LCD Landfill	WLC	PRI	914 / 304	2004-WLC-0551	10/5/2009	2.9 / 17.6	MD Rte. 2 & Dalrymple Rd, Sunderland MD 20689.
	12596	Howlin LCD Landfill	WLC	PRI	961 / 200	2008-WLC-0577	5/22/2013	3.0 / 32.7	8580 Nursery Road, Lusby MD 20657.
	2785	M.T. Parran LCD Landfill	WLC	PRI	945 / 227	2004-WLC-0550	1/17/2010	4.3 / 6.6	Eastside MD Rte 765 - North of MD Rtes 2 & 4, St. Leonard MD 20689.
	11591	Southern Md. Recycling and PF	WPF	PRI	910 / 310	2003-WPF-0597	2/5/2009	- / 0.2	7659 Binnacle Lane, Owings MD 20736

COUNTY	PERT NO.	FACILITY NAME	TYPE	OWNER TYPE	MD GRID * E / N	PERMIT NUMBER	EXPIRATION DATE	FILL/SITE ACREAGE	SITE LOCATION / COMMENTS
CARROLL	4344	Northern Municipal Landfill	WMF	CTY	816 / 626	2005-WMF-0066	8/9/2010	80 / 220	1400 Baltimore Boulevard, Westminster MD 21157.
	4344	Northern Landfill PF&TS	WPT	CTY	816 / 626	2003-WPT-0541	8/14/2008	3 / 220	1400 Baltimore Boulevard, Westminster MD 21157.
	5388	Roll-Off Express PF	WPF	PRI	832 / 605	2007-WPF-0159	12/16/2012	- / 6.8	2900 Dede Road, Finksburg MD 21048.
CECIL	2789	Cecil Co. Central Municipal LF	WMF	CTY	1107 / 644	2007-WMF-0532	10/21/2012	40 / 418	758 East Old Philadelphia Rd., Elkton MD 21921.
	2790	Stemmer's Run Transfer Station	WTS	CTY	1095 / 581	2005-WTS-0072	3/19/2010	- / 9.7	45 Stemmer's Run Road, Earleville MD 21919.
	2791	Woodlawn Transfer Station	WTS	CTY	1058 / 658	2005-WTS-0074	3/13/2010	- / 37	Fire Tower & Waibel Rds, Port Deposit MD 21904.
CHARLES	2792	Charles Co. Municipal LF No. 2	WMF	CTY	832 / 269	2005-WMF-0076	10/12/2010	73 / 114	12305 Billingsley Road, Waldorf MD 20602.
	3364	Indian Head NSWC Incinerator	WIN	FED	750 / 275	2004-WIN-0529	3/16/2009	- / 1	101 Strauss Avenue, Indian Head MD 20640.
DORCHESTER	2794	Beulah Municipal Landfill	WMF	CTY	1115 / 307	2004-WMF-0554	5/25/2009	27 / 40	6812 East New Market-Ellwood Rd, Hurlock MD 21643.
FREDERICK	3157	EASTALCO Industrial Waste LF	WIF	PRI	650 / 535	2003-WIF-0537	7/11/2009	10.2 / 20	5601 Manor Wood Rd, Frederick MD 21703.
	1348	Fort Detrick Municipal Landfill	WMF	FED	672 / 583	2005-WMF-0327	7/10/2010	61 / 297	Area B - Rosemont Avenue & Shookstown Road. Fort Detrick Waste Only.
	3190	Fort Detrick Incinerator Complex	WIN	FED	678 / 582	2005-WIN-0341	6/29/2010	- / 1	Area A - East off Beasley Drive. Limited To Waste Only From Fort Detrick.
	2861	Site B Municipal Landfill - VE	WMF	CTY	702 / 561	2003-WMF-0582	5/8/2013	58 / 184	9031 Reichs Ford Road, Frederick MD 21704.
	2861	Site B Solid Waste PF&TS	WPT	CTY	702 / 561	2004-WPT-0604	7/20/2011	58 / 184	9031 Reichs Ford Road, Frederick MD 21704.
GARRETT	5026	Garrett Co. SWD&RF	WMF	CTY	116 / 604	2006-WMF-0094	3/29/2011	30 / 188	3118 Oakland-Sang Run Rd, Oakland MD 21550.
HARFORD	6953	Auston PF&TS	WPT	PRI	983 / 583	2006-WPT-0616	9/12/2012	3.0 / 6.01	1202 Pauls Lane, Joppa MD 21085.
	5745	Gravel Hill Rubble Landfill	WRF	PRI	1037 / 631	2002-WRF-0517	12/7/2008	35 / 55.4	Gravel Hill Road, Havre De Grace MD 21078. Landfill Not Constructed.
	2799	Harford Waste Disposal Ctr.	WMF	CTY	1000 / 650	2005-WMF-0098	10/27/2010	60 / 259	3241 Scarboro Road, Street MD 21154.
	10163	Harford Waste Disposal Ctr. - HE	WMF	CTY	1000 / 650	2000-WMF-0570	10/4/2012	77.4 / 286	3241 Scarboro Road, Street MD 21154.
	5742	Harford Waste-To-Energy	WTE	PRI	994 / 573	2007-WTE-0576	3/21/2013	- / 4	1 Magnolia Rd, Joppa MD 21085. Produces Steam for APG Complex.
	2802	Oak Avenue Rubble Landfill	WRF	PRI	982 / 580	2004-WRF-0104	3/21/2010	39 / 42.8	1020 Oak Avenue, Joppa MD 21085.
HOWARD	2805	Alpha Ridge Municipal Landfill	WMF	CTY	823 / 539	2005-WMF-0110	10/27/2010	195 / 590	2350 Marriottsville Road, Marriottsville MD 21104.
	2805	Alpha Ridge PF&TS	WPT	CTY	823 / 539	2007-WPT-0578	11/20/2012	195 / 590	2350 Marriottsville Road, Marriottsville MD 21104.
	8202	AmeriWaste PF&TS	WPT	PRI	865 / 489	2001-WPT-0572	11/5/2011	- / 12.89	7150 Kit Kat Road, Elkridge MD 21075. Accepts Only C&D Waste.
	16558	Workplace Essentials TS	WTS	PRI	885 / 550	2004-WTS-0594	9/28/2009	- / 1	7184 Troy Hill Drive, Suites J & K, Elkridge MD 21075. Accepts Diapers & Other Special Sanitary Wastes.
KENT		None							
MONTGOMERY	15721	C & D Recovery PF	WPF	PRI	710 / 510	2003-WPF-0581	3/11/2009	- / 10.8	24120 Frederick Road, Clarksburg MD 20871.
	2808	MCRRF	WTE	CTY	671 / 501	2008-WTE-0538	5/5/2013	- / 35	21204 Martinsburg Road, Dickerson MD 20842.
	5562	Montgomery Co. Site 2 MFW	WMF	CTY	680 / 490	2002-WMF-0237	5/5/2009	125 / 650	3 miles southwest of Dickerson, MD 20842. Landfill Not Constructed.
	2809	Shady Grove PF&TS	WPT	CTY	845 / 465	2006-WPT-0617	11/2/2011	- / 43	16101 Frederick Road, Derwood MD 20850.
PRINCE GEORGE'S	2813	Brown Station Road Municipal LF	WMF	CTY	865 / 365	2003-WMF-0589	9/21/2010	134 / 164	3500 Brown Station Road, Upper Marlboro MD 20772.
	5419	Dower House PF	WPF	PRI	843 / 355	2005-WPF-0563	8/30/2010	- / 10	5900 Dower House Road, Upper Marlboro MD 20772.

COUNTY	PERT NO.	FACILITY NAME	TYPE	OWNER TYPE	MD GRID * E / N	PERMIT NUMBER	EXPIRATION DATE	FILL/SITE ACREAGE	SITE LOCATION / COMMENTS
PRINCE GEORGE'S (Continued)	2815	Ritchie Land Rubble LF	WRF	PRI	849 / 372	2004-WRF-0126	4/4/2010	78 / 258	2001 Ritchie Marlboro Rd, Upper Marlboro MD 20772.
	2815	Ritchie Land Rubble LF- Phase 2	WRF	PRI	849 / 372	2003-WRF-0590	1/10/2011	78 / 258	2001 Ritchie Marlboro Rd, Upper Marlboro MD 20772.
	3011	Sheriff Road PF&TS	WPT	PRI	826 / 391	2007-WPT-0218	9/11/2012	- / 1.5	5800 Sheriff Road, Fairmont Heights MD 20743. Accepts Only C&D Waste.
QUEEN ANNE'S	2817	Baker Rubble Land-fill	WRF	PRI	1046 / 429	2006-WRF-0622	4/20/2013	15.9 / 18.5	501 4-H Park Road, Queenstown MD 21658. Serves Mid-Shore Counties.
ST. MARY'S	2818	Knott Land Clearing Debris LF	WLC	PRI	946 / 140	2006-WLC-0134	4/23/2011	4.3 / 55	1/4 mile North - Flat Iron Rd 2 & Boothe Road, Great Mills MD 20634.
	2819	St. Andrews Municipal Landfill	WMF	CTY	934 / 167	2005-WMF-0138	10/27/2010	36.8 / 55	44825 St. Andrews Church Rd., California MD 20619. Landfill Not Operating.
SOMERSET	2821	Fairmount Rd. Municipal Landfill	WMF	CTY	1158 / 184	2004-WMF-0268	9/8/2009	33 / 62	8716 James Ring Road, Westover MD 21871.
	3467	Smith Island Incinerator	WIN	CTY	1076 / 057	2005-WIN-0140	9/12/2010	0.06	Smith Island Road, Ewell MD 21824.
TALBOT	4323	Midshore Regional Municipal LF	WMF	MES	1080 / 356	2004-WMF-0144	2/14/2010	67 / 140	7341 Barkers Landing Road, Easton MD 21601. Serves Talbot, QA, Caroline and Kent Counties.
	4323	Midshore Transfer Station	WTS	MES	1080 / 356	2004-WTS-0549	10/4/2009	0.5 / 140	7341 Barkers Landing Road, Easton MD 21601. Serves Talbot, QA, Caroline and Kent Counties
WASHINGTON	2862	Forty West Municipal Landfill	WMF	CTY	575 / 673	2005-WMF-0266	6/14/2010	189 / 425	12630 Earth Care Road, Hagerstown MD 21740.
	3535	Washington Co. Hosp. Assn. MWI	WMI	PRI	658 / 598	2005-WMI-0553	6/15/2010	0.25 / 77	251 East Antietam Street, Hagerstown MD 21740.
	2823	Washington Co. Rubble Landfill	WRF	CTY	568 / 652	2004-WRF-0270	8/4/2009	75 / 100	11112 Kemps Mill Road, Williamsport MD 21740. Landfill Not Operating.
WICOMICO	15673	Bennett Processing Facility	WPF	PRI	0802 / 220	2005-WPF-0579	8/4/2010	5 / 14.3	513-515 South Camden Ave., Fruitland MD 21826.
	2824	Newland Park Municipal Landfill	WMF	CTY	1180 / 200	2005-WMF-0283	3/21/2010	60 / 125	7161 Brick Kiln Road, Salisbury MD 21801.
WORCESTER	2575	Peninsula Medical Waste PF	WPM	PRI	1201 / 186	2006-WPM-0505	12/19/2011	- / 23	100 East Carroll Street, Salisbury MD 21801.
	2826	Central Municipal Landfill	WMF	CTY	1278 / 140	2006-WMF-0152	5/31/2011	230 / 725	7091 Central Site Lane, Newark MD 21841.
	2827	Ocean City Transfer Station	WTS	MUN	1353 / 207	2005-WTS-0156	8/8/2010	- / 2.2	306 - 65th Street, Ocean City MD 21842. Accepts Only MSW.

Summary

<u>Type Of Facility</u>	<u>Type of Ownership</u>		
WMF: Municipal Solid Waste Landfill	23	CTY: County Government	31
WRF: Rubble / Construction & Demolition Landfill	8	PRI: Private (Commercial)	43
WLC: Land Clearing Debris Landfill	5	MUN: Municipal Government	3
WIF: Industrial Landfill	3	UMD: University of Maryland System	1
WIN: MSW or Special Medical Waste Incinerator	3	FED: Federal Government	3
WMI: Medical Waste Incinerator	3	MES: Maryland Environmental Service	2
WPF: Processing Facility	12		
WPM: Special Medical Waste Processing Facility	1	TOTAL	83
WTS: Transfer Station	10		
WPT: Processing Facility & Transfer Station	12		
WTE: Waste to Energy / MSW Incinerator	3		
TOTAL	83		

