



# **SOLID WASTE MANAGED IN MARYLAND CALENDAR YEAR 2004**

## **Annual Report to the Legislature**

*Robert L. Ehrlich, Jr., Governor  
State of Maryland*

*Michael S. Steele, Lt. Governor  
State of Maryland*

*Kendal P. Philbrick, Secretary  
Maryland Department of the Environment*

*Jonas A. Jacobson, Deputy Secretary  
Maryland Department of the Environment*



*September 1, 2005*

MARYLAND DEPARTMENT OF THE ENVIRONMENT  
1800 Washington Blvd., Suite 610, Baltimore, Maryland 21230-1719  
800-633-6101 x3314 410-537-3314 TTY Users 800-735-2258

[www.mde.state.md.us](http://www.mde.state.md.us)

## *Table of Contents*

<i>Executive Summary</i> .....	<i>1</i>
Introduction .....	3
Data Collection Methodology .....	4
Definitions .....	5
Amount of Solid Waste Managed by Category .....	6
Amount of Solid Waste Disposed Of in the State that is Generated Outside of the State and the Jurisdictions Where the Solid Waste Originated .....	7
Amount of Solid Waste Generated in the State That Is Transported Outside the State For Disposal .....	9
Amount of Solid Waste Managed or Disposed in the State.....	11
APPENDIX A - Permitted Solid Waste Acceptance Facilities.....	13
APPENDIX B - Economic Benefits Provided to Host Communities as Reported by Permitted Solid Waste Acceptance Facilities.....	16

# Maryland Department of the Environment

## Annual Report to the Legislature Solid Waste Managed in Maryland Calendar Year 2004

### *Executive Summary*

---

*The Maryland Department of the Environment (MDE or Department) respectfully submits to the House Environmental Matters Committee and the Senate Education, Health and Environmental Affairs Committee the Department's Annual Report regarding how solid waste was managed in Maryland during calendar year 2004. The report has been prepared and is submitted in accordance with the requirements of § 9-204(m) of the Environment Article, Annotated Code of Maryland, Chapter 555 of the Acts of 1998.*

*The reporting requirements defined in § 9-204(m) of the Environment Article direct MDE to prepare a report regarding the amount of solid waste, by weight or volume, which was disposed in the State during the previous year. All permitted solid waste acceptance facilities (refuse disposal systems) must provide MDE with the information needed to prepare this report on an annual basis. Beginning this year, the recycling data reported in this document will represent only the recycling activities conducted by the permitted refuse disposal systems. However, the Statewide recycling information for calendar years is available in the "Maryland Waste Diversion Activities Report", which is available on the Department's web page at: [www.mde.state.md.us/recycling](http://www.mde.state.md.us/recycling), or a copy of the report can be obtained by contacting the Department at 410-537-3314. The following are the highlights of information presented:*

- *A total of 8,114,104 tons of solid waste was accepted at the permitted solid waste acceptance facilities during calendar year 2004. This represents an increase of about 10% from the previous year.*
- *A total of 7,437,509 tons of solid waste was disposed in Maryland and out-of-State facilities, and 676,595 tons were recycled.*
- *There was an increase of about 131,000 tons of solid waste imported into Maryland from out-of-State compared to calendar year 2003.*
- *The total solid waste imported into Maryland comprises approximately 4% of the total solid waste accepted from all sources at Maryland permitted solid waste facilities.*
- *A total of 2,566,226 tons of solid waste was transported to out-of-State facilities for disposal.*

***Assessment.** Overall, solid waste generation in Maryland in 2004 followed the same trends as in recent years. A slight (10%) increase in solid waste generation was noted, which is likely due to the increased population and other factors. Maryland exported 2,566,226 tons of solid waste, largely municipal solid waste, as compared to only 333,269 tons of solid waste, mostly construction and demolition debris imported into Maryland for disposal. This amounts to an*

*importation of 4% of the solid waste disposed of in Maryland, whereas 35% was sent to disposal sites outside Maryland.*

*Still, the large majority of the solid waste generated in Maryland is disposed of at facilities operated by governmental and commercial entities within the State. Based on stated and anticipated intentions by some Counties and commercial entities, the use of out-of-State entities for disposal of municipal waste generated in Maryland is likely to increase. Very large commercial landfills can achieve higher efficiencies than that achievable by smaller local landfills, and the cost savings are currently being passed along to customers. Several local governments are using the cost differential to conserve their available landfill space by transferring waste out-of-State, until increased landfill or transportation costs make this option less attractive. Over the next few years this trend may be somewhat counterbalanced if several commercial rubble landfills, which are currently in the application process, are permitted and elect to set prices that are attractive to out-of-State generators.*



*Picture 1. New lined landfill cell under construction in Western Maryland. Protective gravel drainage layer is being placed on low-permeability liner system.*

**Maryland Department of the Environment  
Annual Report to the Legislature  
Solid Waste Managed in Maryland  
Calendar Year 2004**

## **Introduction**

---

In accordance with § 9-204(m) of the Environment Article, MDE is required to prepare a report regarding the amount of solid waste, by weight or volume, which was disposed in the State during the previous year. All permitted solid waste acceptance facilities must provide MDE with the information needed to prepare this report on an annual basis. The report must identify:

- (1) The amount of solid waste disposed by the following solid waste categories:
  - Construction and Demolition Debris (C&D)
  - Incinerator Ash
  - Industrial Solid Waste
  - Land Clearing Debris (LCD)
  - Municipal Solid Waste (MSW)
  - Any other solid waste identified by the Department
- (2) The amount of solid waste disposed of in the State that is generated outside the State.
- (3) The jurisdictions where the solid waste originated.
- (4) The amount of solid waste generated in the State that is transported outside the State for disposal.
- (5) An estimate of the amount of solid waste managed or disposed by:
  - Recycling
  - Composting
  - Landfilling
  - Incineration

In addition to reporting the information relating to the quantities of solid waste managed, owners of permitted solid waste acceptance facilities may also submit optional information relating to the economic benefits provided by the solid waste acceptance facility to the community where that facility is located. Information reported by the permitted facilities to the Department may include:

- (1) An accounting of the facility's economic benefits provided to the locality where the facility is located.
- (2) The value of disposal and recycling services provided to the locality at no cost or reduced cost.
- (3) Direct employment associated with the facility.
- (4) Other economic benefits resulting from the facility during the preceding calendar year.

# Data Collection Methodology

---

## Solid Waste Disposal Data

To collect the necessary information to comply with the reporting requirements of § 9-204(m) of the Environment Article, the Department has reviewed and compiled the data reported in the Annual Tonnage Reports by permitted solid waste acceptance facilities that accepted solid waste during calendar year 2004. These reports are required to be submitted by each permitted solid waste acceptance facility as a condition of that facility's Refuse Disposal Permit. The reports describe the facility's solid waste management activities for the preceding year. Appendix A provides a list of the State's permitted solid waste acceptance facilities for CY 2004. The Annual Tonnage Report also provides an opportunity for the solid waste acceptance facility to provide additional optional information which describes the economic benefits that the facility provides to the community. Appendix B provides a summary of the information relating to these economic benefits that the Department received from the facilities that chose to submit this information.

## Recycling Data

To obtain the required data summarizing recycling activities during the 2004 calendar year from the permitted refuse disposal systems, the Department reviewed and compiled the information contained in the Annual Tonnage Reports. In previous reporting years, the recycling data submitted for this report was obtained from the Maryland Recycling Act (MRA) Tonnage Reports. These reports are submitted annually to the Department by county recycling programs and the City of Baltimore. Beginning this year, the recycling data reported in this document will represent only the recycling activities conducted by the permitted refuse disposal systems. The Statewide recycling information for calendar years is available in "Maryland Waste Diversion Activities Report", which is available on the Department's web page at:

[www.mde.state.md.us/recycling](http://www.mde.state.md.us/recycling), or a copy of the report can be obtained by contacting the Department at 410-537-3314.



Picture 2. Domestic refuse, yard waste, and recyclables.

## Definitions

---

For the purpose of this report, the following terms have the following meanings. Where applicable, the corresponding citation for the Code of Maryland Regulations (COMAR) is provided.

**Construction and Demolition Waste (C&D)** - Structural steel, cement, concrete, bricks (excluding refractory brick), lumber, plaster, plasterboard, insulation material, shingles and roofing material, floor and wall tile, asphalt, pipes and wires, and other structural fabrics. COMAR 26.04.07.13

**Disposal** - The landfilling, incineration, processing, or transfer of solid waste at a permitted solid waste acceptance facility.

**Incinerator Ash** - The residual by-products resulting from the incineration/combustion of solid waste, including bottom ash and residuals from air pollution abatement equipment, at permitted incinerators and waste-to-energy facilities.

**Industrial Solid Waste** - Any solid waste generated by a process of industry, manufacturing, trade or business or by the development of any natural resource, including agriculture. COMAR 26.08.01.01B(40)

**Land Clearing Debris** - Materials from land clearing operations including earthen materials such as clays, sands, gravels, and silts; topsoil; tree stumps; root mats; brush and limbs; logs; vegetations; and rock. COMAR 26.04.07.11(B)

**Maryland Recycling Act (MRA) Recycling Rate** - The percentage of materials that was recycled as defined by the Maryland Recycling Act. Materials counted towards the MRA recycling rate include garbage or refuse that would, unless recycled, be disposed of in a refuse disposal system. The MRA recycling rate excludes the following materials in its calculation: hospital solid waste, construction and demolition waste, scrap metal, land clearing debris, and sewage sludge.

**Municipal Solid Waste (MSW)** - That portion of "solid waste" as defined in COMAR 26.13.02.02 that originates from households, private residences, schools, institutions, businesses, commercial enterprises or as the result of community activities.

**Other Wastes** - Includes wastes such as special medical waste, asbestos and other non-hazardous materials.

**Solid Waste Acceptance Facility** - A landfill, incinerator, transfer station, or processing facility whose primary purpose is to dispose of, treat, or process solid waste.

## Amount of Solid Waste Managed by Category

**Table 1** represents the amount of solid waste in tons, by category that was managed for CY 2004.

**Table 1**

Solid Waste Category	Tons Accepted for Management <sup>1</sup>	Tons Recycled/ Reused	Total Tons Disposed
Construction & Demolition Waste (C&D)	2,032,211	389,659	1,642,552
Industrial Waste	152,921	0	152,921
Land Clearing Debris (LCD)	83,420	45,600	37,820
Municipal Solid Waste (MSW)	4,995,014	19,857	4,975,157
Other Wastes	605,921	207,996	397,925
Sub-total	7,869,487	663,112	7,206,375
Incinerator Ash <sup>2</sup>	244,617	13,483	231,134
<b>TOTAL</b>	<b>8,114,104</b>	<b>676,595</b>	<b>7,437,509</b>

1. Includes solid waste accepted at landfills and incinerators for disposal and solid waste accepted at transfer stations and processing facilities for processing and transport to in-State and out-of-State facilities for disposal.
2. For the "Incinerator Ash" section, the "Total Tons Disposed" section indicates tons of ash accepted at MSW landfills for disposal and the "Tons Recycled or Reused" section indicates that portion of ash that was utilized at the facility for "Landfill Construction."

### Key elements for interpreting the data include:

- There is an increase of 10% of solid waste accepted (8,114,104 tons) at the facilities from all sources from the previous year (7,282,617 tons)
- The reported "Tons Recycled/Reused" information is collected as a part of the Annual Solid Waste Tonnage data submitted by solid waste acceptance facilities regulated by Refuse Disposal Permits. The data only represents the recycling activities at these permitted refuse disposal systems.
- Tons of materials reported as "Other Wastes" includes special medical waste, non-MSW ash, asbestos, sewage sludge, tires, yard waste, white goods, and metals.



## **Amount of Solid Waste Disposed in the State That is Generated Outside of the State, and The Jurisdictions Where the Solid Waste Originated.**

---

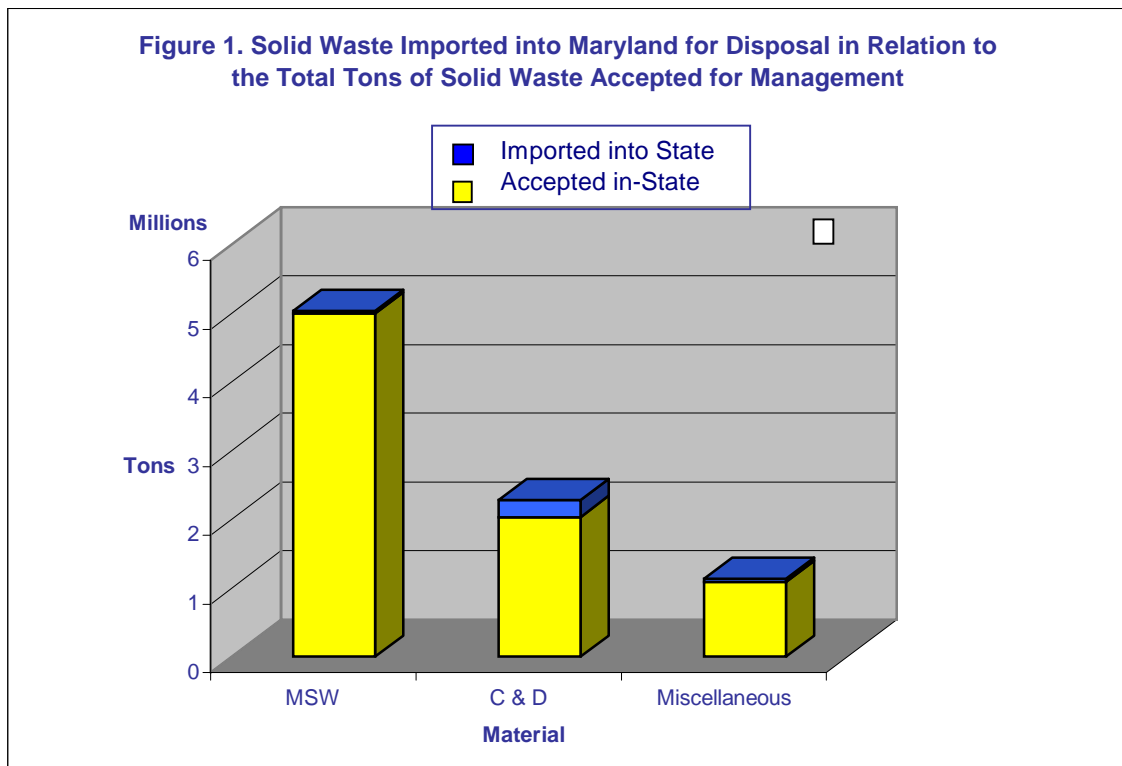
**Table 2** compares the amount of solid waste in tons, by category, that was generated outside of Maryland and imported into the State for disposal to the total amount of solid waste accepted for disposal at permitted solid waste acceptance facilities in Maryland. Here are the highlights:

- There was an increase of about **131,000 tons** of solid waste imported into Maryland from out-of-State compared to calendar year 2003.
- The total solid waste imported into Maryland comprises only about 4% of the total solid waste accepted at the Maryland refuse disposal systems from all sources.
- The majority of solid waste imported into Maryland disposed of at privately owned rubble landfills was C&D waste originating from the neighboring states of Delaware, Pennsylvania, Virginia, West Virginia and the District of Columbia. Other C&D entering Maryland from out-of-State sources originated from New Jersey and New York.
- The **Mountainview MSW** landfill in Allegany County is the only permitted municipal solid waste landfill in Maryland that accepts solid waste from other states. This privately owned facility has a contractual agreement with Allegany County to accept "other than County" solid waste after meeting the terms of its contract with the County. The landfill is allowed by the contract to accept up to a maximum of 125,000 tons annually. In 2004, the landfill accepted 42,000 tons of out-of-State solid waste for disposal from New York, Pennsylvania and West Virginia.
- The **Ritchie Land Reclamation Rubble Fill** accepted the largest amount of **C&D and LCD (78,743 tons)** of the total solid waste imported in the State during the reporting period.
- The “**Miscellaneous**” category includes special medical waste, incinerator ash, non-hazardous industrial waste, asbestos, water treatment plant sludge, and other wastes imported into Maryland for disposal.
- The majority of the “**Miscellaneous**” solid waste stream (approximately **45,500 tons**) is comprised of out-of-State special medical waste and industrial waste accepted at two regional special medical waste incinerators operating in Baltimore City, and an industrial landfill.

**Table 2**

<b>Solid Waste Category</b>	<b>Tons of Solid Waste Imported Into Maryland</b>	<b>Jurisdictions Where Solid Waste Originated</b>	<b>Total Tons Accepted for Disposal From All Sources</b>
<b>MSW</b>	<b>40,878</b>	<b>NY, PA, WV</b>	<b>4,995,014</b>
<b>C&amp;D</b>	<b>244,805</b>	<b>DE, NJ, NY, PA, VA, WV, District of Columbia</b>	<b>2,032,211</b>
<b>Miscellaneous</b>	<b>47,586</b>	<b>DE, NJ, NY, OH, PA, VA, WV, District of Columbia</b>	<b>1,086,879</b>
<b>Total (tons)</b>	<b>333,269</b>		<b>8,114,104</b>

**Figure 1-** illustrates the comparison of the amount of solid waste in tons imported into Maryland for disposal to the amount of solid waste accepted at permitted solid waste acceptance facilities. In Calendar Year 2004, Maryland's permitted solid waste acceptance facilities accepted waste from Delaware, New Jersey, New York, Ohio, Pennsylvania, Virginia, West Virginia and the District of Columbia.



## Amount of Solid Waste Generated In the State and Transported Out of the State For Disposal

---

Due to economic considerations and the need to conserve disposal capacity in county owned landfills, several counties in Maryland transport the majority of their solid waste out-of-State for disposal. These jurisdictions include: Anne Arundel, Baltimore, Calvert, Carroll, Howard, Prince George's and Talbot counties. The Maryland Environmental Service, who operates the Midshore Transfer Station, transports about half of the solid waste generated by Queen Anne's, Talbot, Caroline, and Kent Counties to the Waverly, Middle Peninsula, and King George landfills in Virginia. Montgomery County exports MSW incinerator ash and by-pass material from its Resource Recovery Facility in Dickerson and Transfer Station in Rockville, while St. Mary's County transports solid waste to the Calvert County Transfer Station for transport to out-of-State disposal sites. Several other jurisdictions, including Frederick County, are evaluating the option of sending solid waste out-of-State for disposal.



*Picture 3. Landfill liners prevent the release of contaminants and help protect groundwater when properly designed and constructed. MDE scientists and engineers review plans and inspect construction quality assurance for municipal, industrial, and rubble landfills in Maryland.*

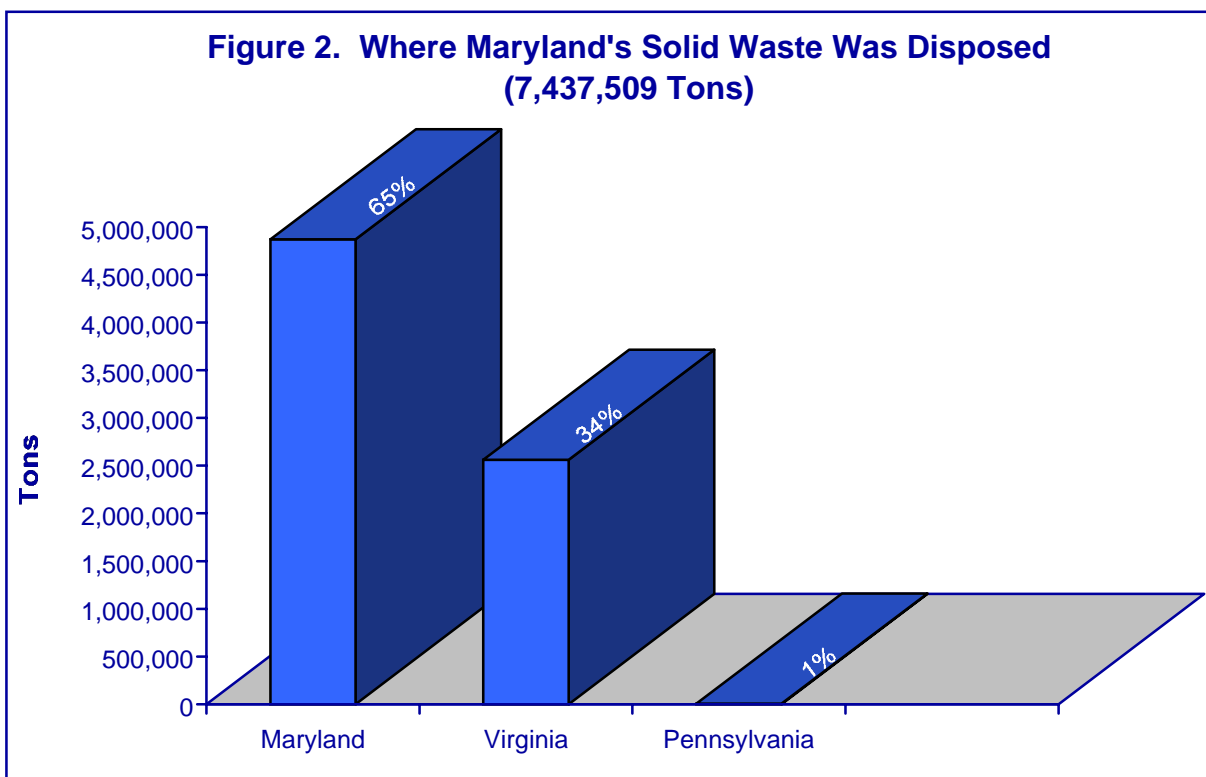
**Table 3** represents the amount of solid waste transported from Maryland for disposal outside the State and the State to which it was transported. Here are the highlights:

- The **2,566,226 tons** of solid waste, consisting of MSW, C&D and incinerator ash that was transported outside Maryland for disposal, represent approximately **35%** of the total solid waste accepted for disposal at Maryland's permitted solid waste acceptance facilities.
- A total of **eighteen (18)** facilities exported solid waste for disposal at out-of-State facilities.
- The Garnet of Maryland Processing Facility & Transfer Station (A.K.A. Annapolis Junction Transfer Station), which sent **680,000 tons of MSW** to Virginia for disposal, was the largest exporter of solid waste to out-of-State disposal.

**Table 3**

<b>Solid Waste Category</b>	<b>Virginia</b>	<b>Pennsylvania</b>	<b>Total (Tons)</b>
<b>MSW</b>	<b>1,750,854</b>	<b>5,710</b>	<b>1,756,564</b>
<b>C&amp;D</b>	<b>616,055</b>	<b>0</b>	<b>616,055</b>
<b>Incinerator Ash</b>	<b>193,607</b>	<b>0</b>	<b>193,607</b>
<b>Total (tons)</b>	<b>2,560,516</b>	<b>5,710</b>	<b>2,566,226</b>

Figure 2 illustrates by percentage where Maryland's solid waste was disposed



## Amount of Solid Waste Managed or Disposed in the State

**Table 4** summarizes how Maryland managed the solid waste that was accepted at permitted solid waste acceptance facilities during calendar year 2004.

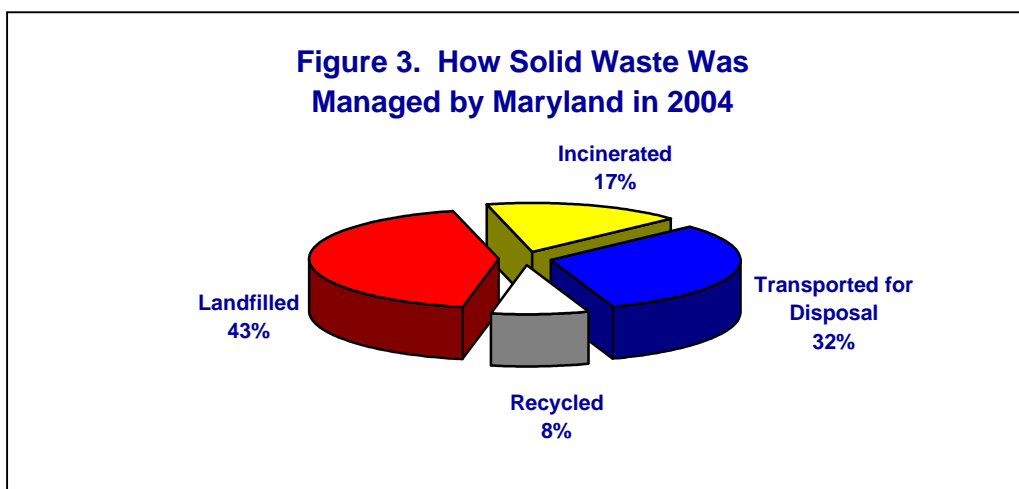
**Table 4**

Solid Waste Management Method	Tons
Landfilling	3,484,638
Incineration	1,386,645
Recycled / Re-used	676,595
Transported Out-of-State	2,566,226
<b>TOTAL</b>	<b>8,114,104</b>

Key points for interpreting Table 4 include:

- Tons of solid waste disposed by landfilling or transporting out-of-State for disposal includes **438,224 tons** of ash that was generated by permitted waste-to-energy facilities and special medical waste incinerators (see Page 8).
- Tons of solid waste disposed includes **333,269 tons** generated from out-of-State sources (see Page 10).
- Tons reported as recycled or reused represents only the recycling activities conducted by the permitted refuse disposal systems.

**Figure 3 illustrates by percentage Maryland's integrated solid waste management system.**



## **Summary of Trends.**

Overall, solid waste generation in Maryland in 2004 followed the same trends as in recent years. A slight (10%) increase in solid waste generation was noted, which is likely due the increased population and other factors. Maryland exported 2,566,226 tons of solid waste (largely municipal solid waste), as compared to only 333,269 tons of solid waste (mostly construction and demolition debris) being imported into Maryland for disposal. This amounts to an importation of 4% of the solid waste disposed of in Maryland, whereas 35% was sent to disposal sites outside of Maryland. Still, the large majority of the solid waste generated in Maryland is disposed of at facilities operated by governmental and commercial entities within the State.

Based on stated and anticipated intentions by some Counties and commercial entities, the use of out-of-State entities for disposal of municipal waste generated in Maryland is likely to increase. Very large commercial landfills can achieve higher efficiencies than that achievable by smaller local landfills, and the cost savings are currently being passed along to customers. Several local governments are using the cost differential to conserve their available landfill space by transferring waste out-of-State, until increased landfill or transportation costs make this option less attractive. Over the next few years this trend may be somewhat counterbalanced if several commercial rubble landfills, which are currently in the application process, are permitted and elect to set prices that are attractive to out-of-State generators.

## APPENDIX A

### Permitted Solid Waste Acceptance Facilities Operating In CY2004

#### Municipal Solid Waste Landfills

Jurisdiction	Facility Name	Ownership
Allegany	Mountainview	Private
Anne Arundel	Millersville	County
Baltimore City	Quarantine Road	City
Baltimore	Eastern	County
Calvert	Appeal	County
Carroll	Northern	County
Cecil	Central	County
Charles	Charles Co. #2	County
Dorchester	Beulah	County
Frederick	Fort Detrick	Federal
	Site B (Reich's Ford)	County
Garrett	Garrett Co SWS & RF	County
Harford	Harford Waste Disposal Center	County
Howard	Alpha Ridge	County
Prince George's	Brown Station Road	County
St. Mary's	St. Andrew's	County
Somerset	Fairmount Road	County
Talbot	Midshore	Maryland Environmental Service
Washington	Forty West	County
Wicomico	Newland Park	County
Worcester	Central	County

#### Rubble [Construction & Demolition (C&D)] Landfills

Jurisdiction	Facility Name	Ownership
Baltimore	Days Cove	Private
	Honeygo Run	Private
Harford	Oak Avenue	Private
Prince George's	Ritchie Land Reclamation	Private
Queen Anne's	Baker	Private
Washington	Washington County Rubble Landfill	County

#### Land Clearing Debris Landfills

Jurisdiction	Facility Name	Ownership
Calvert	Hance	Private
	Hill	Private
	M. T. Parran	Private
	Howlin	Private
St. Mary's	Knott	Private

**APPENDIX A**

**Permitted Solid Waste Acceptance Facilities Operating In CY2004  
(Continued)**

**Industrial Waste Landfills**

<b>Jurisdiction</b>	<b>Facility Name</b>	<b>Ownership</b>
Baltimore City	Millennium	Private
Frederick	EASTALCO	Private
	ESSROC	Private

**Municipal Solid Waste Incinerators/Waste-to-Energy Facilities (WTE)**

<b>Jurisdiction</b>	<b>Facility Name</b>	<b>Ownership</b>
Baltimore City	Southwest Resource Recovery (BRESCO)	Private
Charles	Indian Head - Naval Surface Warfare Center	Federal
Frederick	Fort Detrick – Area A (Solid & Medical Waste)	Federal
Harford	Harford-WTE	County
Montgomery	Montgomery County Resource Recovery Facility (WTE)	County / Northeast Maryland Waste Disposal Authority
Somerset	Smith Island MSW Incinerator	County

**Special Medical Solid Waste Incinerators (MWI)**

<b>Jurisdiction</b>	<b>Facility Name</b>	<b>Ownership</b>
Baltimore City	Baltimore Regional MWI	Private
	University of Maryland @ Baltimore City	State
Frederick	Fort Detrick (Solid & Medical Waste)	Federal
Washington	Washington County Hospital, Inc.	Private

**Solid Waste Transfer Stations**

<b>Jurisdiction</b>	<b>Facility Name</b>	<b>Ownership</b>
Baltimore City	Northwest	Municipal
Baltimore	Eastern	County
	Western Acceptance	County
Calvert	Calvert	Private
Cecil	Stemmers Run	County
	Woodlawn	County
Howard	Workplace Essentials	Private
Montgomery	Shady Grove	County
Talbot	Midshore	Maryland Environmental Service
Worcester	Ocean City	Municipal



**APPENDIX A**  
**Permitted Solid Waste Acceptance Facilities Operating In CY2004**  
**(Continued)**

**Solid & Medical Waste Processing Facilities**

<b>Jurisdiction</b>	<b>Site Name</b>	<b>Ownership</b>
Baltimore City	Baltimore Environmental	Private
	Baltimore Processing & Transfer Center	Private
	CS & D Processing Facility	Private
	Edison Processing	Private
Baltimore	Recovermat Mid-Atlantic	Private
Calvert	Southern Maryland Recycling	Private
Carroll	Roll-Off Express	Private
Montgomery	C & D Recovery	Private
Wicomico	Peninsula Medical Waste	Private

**Solid Waste Processing Facilities & Transfer Stations**

<b>Jurisdiction</b>	<b>Facility Name</b>	<b>Ownership</b>
Anne Arundel	Curtis Creek Recovery Systems	Private
	Garnet of Maryland (A.K.A Annapolis Junction)	Private
Baltimore City	Stericycle	Private
Baltimore	Balto. County Resource Recovery Facility	County
Carroll	Northern	County
Howard	Ameriwaste	Private
Prince George's	Sheriff Road	Private

**Permitted Solid Waste Acceptance Facilities Not In Operation In CY 2004**

<b>Jurisdiction</b>	<b>Site Name</b>	<b>Facility Type</b>	<b>Ownership Type</b>	<b>Status</b>
Baltimore	ER&WR	Processing Facility	Private	Litigation
Harford	Gravel Hill	C&D Landfill	Private	Not Built
Howard	Alpha Ridge	Transfer Station	County	Under Construction
Montgomery	Site 2	MSW Landfill	County	Not Built
Prince George's	Dower House Road	Processing Facility	Maryland Environmental Service	Under Construction
	Kenilworth	Processing Facility (C&D Only)	Private	Under Construction
Washington	Resh Road II <sup>1</sup>	MSW Landfill	County	Closed
	Washington Co. Rubblefill	C&D Landfill	County	Inactive

<sup>1</sup>Facility closed in 2001 but permit expired in August 2005.

## APPENDIX B

### Economic Benefits Provided In CY 2004 to Host Communities Reported by Permitted Solid Waste Acceptance Facilities

This table provides additional information that was voluntarily reported by **19** permitted solid waste acceptance facilities in **14** political jurisdictions describing the economic benefits of the facilities to the host communities. While the economic benefits identified in the table are very significant, the information does not fully represent the total economic benefit to Maryland's communities that are provided by permitted solid waste acceptance facilities.

<i>Jurisdiction</i>	<i>Site Name</i>	<i>Economic Benefits To Community</i>	<i>Value of Facilities Provided</i>	<i>Direct Employment Benefits</i> <i>(Salaries / # of Employees)</i>	<i>Other Economic Benefits</i>
<i>Allegany</i>	<i>Mountainview MSWLF (Privately Owned)</i>	<i>Provides County residents and businesses an environmentally safe disposal site for county solid wastes at reasonable rates.</i>  <i>Saves Allegany County the cost of owning and operating a landfill.</i>	<i>Landfill site serves as a collection site for recyclables in Allegany County.</i>	<i>\$444,600 / 9 full time employees</i>	<i>In CY 2004, the Mountainview Landfill had purchases of \$1,156,000 for supplies and materials from Allegany County businesses.</i>  <i>Also has an on-site used oil recycling program to boost recycling in Allegany County.</i>
<i>Anne Arundel</i>	<i>Garnet of Maryland (A.K.A Annapolis Junction) (Privately Owned)</i>	<i>Facility pays Host Community Fee to County for each ton of solid waste received.</i>  <i>Tip fee charged County is below the area's rates for disposal.</i>	<i>Area highway traffic from large tractor trailer trucks is reduced due to rail transfer of solid waste.</i>  <i>Use of facility allows Anne Arundel and Howard Counties to conserve disposal capacity in county landfills.</i>	<i>24 employees</i>	<i>Local purchase of goods and services exceeds \$600,000. The estimated savings to the two local counties primarily serviced by this facility is estimated at over \$4 million annually. This does not include the Host Fee revenues generated.</i>

**APPENDIX B**  
Economic Benefits

<b>Jurisdiction</b>	<b>Site Name</b>	<b>Economic Benefits To Community</b>	<b>Value of Facilities Provided</b>	<b>Direct Employment Benefits</b> <i>(Salaries / # of Employees)</i>	<b>Other Economic Benefits</b>
<i>Anne Arundel</i>	<b>Curtis Creek Recovery Systems, Inc.</b> <i>(Privately Owned)</i>	<i>Facility pays Host Community Fee \$1.55 to County for each ton of solid waste received.</i>	<i>Confidential</i>	<i>Not Provided</i>	<i>Confidential</i>
<b>Baltimore City</b>	<b>Baltimore Environmental Processing Facility</b> <i>(Privately Owned)</i>	<i>Annual real estate, personal property and sales taxes paid to City.</i>	<i>Convenient location for contractors.</i>	<b>\$200,000 / 4 employees</b> including manager, clerk and 2 equipment operators.	<i>Purchases of goods and services from the local community include fuel, temporary labor, parts and repairs.</i>
<b>Baltimore City</b>	<b>CS &amp; D Processing Facility</b> <i>(Privately Owned)</i>	<i>Located in empowerment zone, uses local employees and local businesses for supplies .</i>	<i>Cleanup dumps and localities.</i>	<b>4 employees</b>	<i>Purchased \$20,000 value of goods &amp; services locally.</i>
<b>Baltimore</b>	<b>Honeygo Run C&amp;D Landfill</b> <i>(Privately Owned)</i>	<i>Paid approximately \$33,000 in taxes to Baltimore County.</i>	<i>Donated approximately \$5,000 in disposal and recycling services to community organizations in the Perry Hall and White Marsh communities.</i>	<b>\$612,383 / 11 full time employees</b>  <i>90% of employees live within 20 miles of facility.</i>	<b>\$3.2 million</b> to the community for the purchase of materials, goods and services.  <i>Contributions to various community organizations in the Perry Hall and White Marsh area.</i>
<b>Baltimore</b>	<b>Recovermat Mid-Atlantic C&amp;D Processor</b> <i>(Privately Owned)</i>	<b>\$24,000</b> paid in taxes to Baltimore County.  <i>Has a hiring priority for local residents.</i>	<i>Provides free disposal service for the Park Service.</i>	<b>12 - 18 employees</b>  <i>Jobs include laborers, equipment operators, mechanics, administrative &amp; office staff.</i>	<b>90%</b> of all purchases are made locally.  <b>\$714,745</b> in the sale of recovered and recycled metals.

**APPENDIX B  
Economic Benefits**

<b>Jurisdiction</b>	<b>Site Name</b>	<b>Economic Benefits To Community</b>	<b>Value of Facilities Provided</b>	<b>Direct Employment Benefits</b> <i>(Salaries / # of Employees)</i>	<b>Other Economic Benefits</b>
<i>Calvert</i>	<i>Howlin Land Clearing Debris landfill</i>	<i>Tax incentive</i>	<i>Assisting county in disposing county solid waste.</i>	<i>3 employees</i>	<i>Not provided</i>
<i>Calvert</i>	<i>Southern Maryland Processing Facility</i>	<i>Assisting county in handling solid waste</i>	<i>Not provided</i>	<i>Not provided</i>	<i>Not provided</i>
<i>Carroll</i>	<i>Roll-Off Express, Inc. C&amp;D Processor (Privately Owned)</i>	<i>\$90,000 annually paid in real estate, personal property and sales taxes.</i>	<i>\$2.25 million Investment for facilities.</i>	<i>\$433,413 / 17 employees including Equipment Operators, Drivers, and Laborers.</i>	<i>\$478,943 annually purchase of goods and services.</i>
<i>Dorchester</i>	<i>Beulah Landfill (Publicly Owned)</i>	<i>Not provided</i>	<i>Not provided</i>	<i>\$397,000 / 13 employees Including a Superintendent, Engineer, Accountant, 5 Equipment Operators, &amp; 5 Scale Attendants.</i>	<i>Not provided</i>
<i>Harford</i>	<i>Harford Waste Disposal Center MSWLF (Publicly Owned)</i>	<i>Provides county residents with mulch and compost products free or at a reduced cost based on quantity</i>	<i>Provides county residents with solid waste disposal services at a competitive cost.  Provides recycling services at "no cost."</i>	<i>\$1,323,399 / 37 full time employees  Jobs include management, clerical, equipment operators, mechanics, chauffeur/laborers, laborers, &amp; weigh-master / attendants involved in both landfill and recycling activities</i>	<i>\$1,054,543 - Contractual Services \$344,908 - Supplies &amp; Materials \$1,346,000 - Capital Equipment</i>

**APPENDIX B  
Economic Benefits**

<b>Jurisdiction</b>	<b>Site Name</b>	<b>Economic Benefits To Community</b>	<b>Value of Facilities Provided</b>	<b>Direct Employment Benefits</b> <i>(Salaries / # of Employees)</i>	<b>Other Economic Benefits</b>
<i>Harford</i>	<i>Harford Waste Waste to Energy Incinerator (Publicly Owned)</i>	<i>Not provided</i>	<i>Not provided</i>	<i>\$2,000,000 / 44 full time employees</i>	<i>Not provided</i>
<i>Harford</i>	<i>Work Place Essential Inc.</i>	<i>New site and assist the localities for solid waste handling.</i>	<i>Not provided</i>	<i>Not provided</i>	<i>Not provided</i>
<i>Howard</i>	<i>Ameriwaste Transfer &amp; Recycling Center, LLC (Privately Owned)</i>	<i>Payment of real estate, personal property and sales taxes to Howard County.</i>	<i>Facility supplements County facilities for solid waste disposal.</i>	<i>\$255,000 / 10 employees Jobs include 3 equipment operators, 2 clerk, &amp; 5 laborers.</i>	<i>Facility provides an additional disposal site thus reducing waiting time at the Annapolis Junction Transfer Station.</i>
<i>Montgomery</i>	<i>Shady Grove Transfer Station (Publicly Owned)</i>	<i>Strategically located for easy access to accommodate residential, industrial and commercial use.</i>	<i>Not provided</i>	<i>12 – full time County employees 42 - full time / 2 temporary Covanta Montgomery, Inc. 15 full time / 5 temporary MES employees 4 Contractual MES &amp; 2 Contractual Covanta Montgomery, Inc. employees.</i>	<i>Not provided</i>

**APPENDIX B  
Economic Benefits**

<b>Jurisdiction</b>	<b>Site Name</b>	<b>Economic Benefits To Community</b>	<b>Value of Facilities Provided</b>	<b>Direct Employment Benefits</b> <i>(Salaries / # of Employees)</i>	<b>Other Economic Benefits</b>
<i>St. Mary's</i>	<i>St. Andrew's Landfill (Publicly Owned)</i>	<i>Tipping fees waived during emergency/storm damage situations and other approved non-profit organization projects. Provides mulch made from yard and wood waste free to county residents.</i>	<i>Processes county's residential yard waste into mulch. Provides location for disposal of appliances and up to five (5) tires per trip, free of charge. Future, expansion of area C (36.8 acres) permitted landfill, if required.</i>	<i>\$700,000 / 21 employees Includes a Manager, 4 Equipment Operators, 2 Scale House Operators, and 14 Attendants (full &amp; part time)</i>	<i>\$300,000 - County subsidy of Recycling.  \$1.3 million - County subsidy for residential solid waste disposal.</i>
<i>Washington</i>	<i>Forty West MSWLF (Publicly Owned)</i>	<i>Centrally located in County for easy access to accommodate residential, industrial, and commercial use.</i>	<i>Facility owned and operated by Washington County for the solid waste disposal need of County residents.</i>	<i>\$1,000,000 / 28 employees Jobs include: Director, 2- Assistant Directors, 3 –Office Staff, 1 - Weighmaster / Inspector, 4 full time &amp; 3 part time Weigh Clerks, 8 - Equipment Operators, 2 - Mechanics, 1 Recycling Coordinator, &amp; 4 Residential Drop-off Attendants.</i>	<i>\$7.0 million annual operating budget spent locally for the purchase of materials, goods and services.</i>
<i>Worcester</i>	<i>Ocean City Transfer Station (Publicly Owned)</i>	<i>Provides for the consolidation of solid waste collected in the Town of Ocean City for transport 26 miles to the County's MSWLF.</i>	<i>Not provided</i>	<i>Not provided</i>	<i>Not provided</i>